

U2TC
GRAND PRIX DE L'AGE D'OR
FREE PRACTICE

Classification

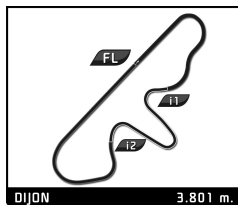
Nr. Drivers	Team	Car	Cl	Time	Lap	Total	Gap	Kph
1 100 R. SHAW / J. OLIVER	Richard Shaw	BMW 1800 TISA		1:39.927	9	9	-	136.9
2 63 G. TROMANS / R. MEADEN	Grant Tromans	Ford Lotus Cortina MK1		1:39.980	7	14	+0.053	136.9
3 179 D. ROSCHMANN / .. NONE	Dominik Roschmann	Alfa Romeo Giulia Sprint GT		1:41.562	8	8	+1.635	134.7
4 69 J. AVILL / R. HYETT	John Avill	Ford Lotus Cortina		1:41.709	13	16	+1.782	134.5
5 161 A. LETTS / G. LETTS		Ford Lotus Cortina		1:41.799	11	15	+1.872	134.4
6 92 S. JONES / .. NONE	Steve Jones	Morris Mini Cooper S		1:43.063	9	10	+3.136	132.8
7 24 C. VAN RIET / R. DE BORMAN	Christophe Van Riet	Ford Lotus Cortina		1:43.197	14	14	+3.270	132.6
8 16 D. TOMLIN / M. STRETTON	David Tomlin	Ford Lotus Cortina		1:43.755	7	8	+3.828	131.9
9 40 M. ERLICH / .. NONE	S.H.R.T Swiss	Alfa Romeo Giulia Sprint GT		1:44.021	5	10	+4.094	131.5
10 111 J. CLARK / A. MCCAIG	John Clark	BMW 1800 Ti/SA		1:44.275	3	3	+4.348	131.2
11 57 W. WARD / .. NONE	William Ward	Austin Mini Cooper S		1:44.471	4	9	+4.544	131.0
12 2 C. VÖGELE / A. VÖGELE	Scuderia del Viadotto	Alfa Romeo Giulia GTA		1:46.916	9	11	+6.989	128.0
13 166 L. HÜNI / C. VÖGELE	Lukas Hüni	Alfa Romeo Giulia Sprint GT		1:47.025	5	12	+7.098	127.9
14 62 P. WILWERT / T. MAILLIET	Patrick Wilwert	Alfa Romeo Giulia TI Super		1:48.927	6	9	+9.000	125.6
15 80 O. FORD / J. SMIRTHWAITE	Oliver Ford	Lotus Cortina		1:55.033	2	2	+15.106	119.0
16 22 M. WANTY / M. VALDEKENS		Astin Mini Cooper S				1		
17 27 A. STORTONI / .. NONE	Andrea Stortoni	Austin Mini Cooper S						
18 29 R. PARSONS / .. NONE	Richard Parsons	Morris Mini Cooper S						
19 97 D. KOHLER		Ford Lotus Cortina				1		

Fastest Lap	Lap 9	Richard SHAW	1:39.927	136.9 Kph
--------------------	-------	--------------	-----------------	-----------

Published at:

Track Status: **DRY**

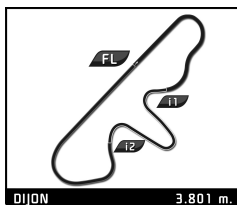
Race Director:	Timekeeper:
-----------------------	--------------------



U2TC
GRAND PRIX DE L'AGE D'OR
FREE PRACTICE

Best Sector Times

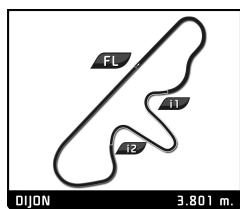
SECTOR 1			SECTOR 2			SECTOR 3			Pos	Team	CI	Ideal Lap	Best Lap
Pos	Driver	Time	Driver	Time	Driver	Time	Pos	Time					
1	100 R.SHAW	27.524	63 G.TROMANS	36.478	100 R.SHAW	35.570	1	100 Richard Shaw			1'39.704	1:39.927 (1)	
2	63 G.TROMANS	27.689	100 R.SHAW	36.610	63 G.TROMANS	35.702	2	63 Grant Tromans			1'39.869	1:39.980 (2)	
3	69 J.AVILL	27.990	179 D.ROSCHMANN	36.702	161 A.LETTS	36.116	3	161			1'41.432	1:41.799 (5)	
4	161 A.LETTS	28.267	161 A.LETTS	37.049	69 J.AVILL	36.356	4	69 John Avill			1'41.544	1:41.709 (4)	
5	179 D.ROSCHMANN	28.416	69 J.AVILL	37.198	179 D.ROSCHMANN	36.444	5	179 Dominik Roschmann			1'41.562	1:41.562 (3)	
6	24 C.VAN RIET	28.739	24 C.VAN RIET	37.309	111 J.CLARK	36.491	6	92 Steve Jones			1'42.807	1:43.063 (6)	
7	16 D.TOMLIN	28.745	92 S.JONES	37.423	16 D.TOMLIN	36.545	7	16 David Tomlin			1'42.880	1:43.755 (8)	
8	92 S.JONES	28.746	16 D.TOMLIN	37.590	92 S.JONES	36.638	8	24 Christophe Van Riet			1'42.910	1:43.197 (7)	
9	40 M.ERLICH	28.936	111 J.CLARK	37.676	24 C.VAN RIET	36.862	9	111 John Clark			1'43.560	1:44.275 (10)	
10	57 W.WARD	29.023	40 M.ERLICH	37.779	40 M.ERLICH	37.031	10	40 S.H.R.T Swiss			1'43.746	1:44.021 (9)	
11	111 J.CLARK	29.393	57 W.WARD	37.938	57 W.WARD	37.341	11	57 William Ward			1'44.302	1:44.471 (11)	
12	166 L.HÜNI	29.628	2 C.VÖGELE	38.269	166 L.HÜNI	38.009	12	166 Lukas Hüni			1'46.418	1:47.025 (13)	
13	2 C.VÖGELE	30.146	97 D.KOHLER	38.272	2 C.VÖGELE	38.310	13	2 Scuderia del Viadotto			1'46.725	1:46.916 (12)	
14	62 P.WILWERT	30.921	62 P.WILWERT	38.745	62 P.WILWERT	38.762	14	62 Patrick Wilwert			1'48.428	1:48.927 (14)	
15	80 O.FORD	33.486	166 L.HÜNI	38.781	80 O.FORD	39.764	15	80 Oliver Ford			1'54.354	1:55.033 (15)	
16	97 D.KOHLER	34.860	27 A.STORTONI	40.736	97 D.KOHLER	14:14.635	16	97			15'27.767		
17	22 M.WANTY	43.966	80 O.FORD	41.104	22 M.WANTY	16:06.755	17	22			17'32.443		



U2TC
GRAND PRIX DE L'AGE D'OR
FREE PRACTICE

Fastest Lap Sequence

Practice Time	Team	Car	Class	Driver	Time	Kph	Lap
3:47.197	69 John Avill	Ford Lotus Cortina		John AVILL	1:43.803	131.8	2
5:29.616	69 John Avill	Ford Lotus Cortina		John AVILL	1:42.419	133.6	3
7:11.376	69 John Avill	Ford Lotus Cortina		John AVILL	1:41.760	134.5	4
12:28.523	63 Grant Tromans	Ford Lotus Cortina MK1		Grant TROMANS	1:40.682	135.9	5
15:49.282	63 Grant Tromans	Ford Lotus Cortina MK1		Grant TROMANS	1:39.980	136.9	7
24:57.759	100 Richard Shaw	BMW 1800 TiSA		Richard SHAW	1:39.927	136.9	9

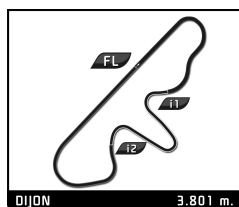


U2TC GRAND PRIX DE L'AGE D'OR FREE PRACTICE

Analysis

							■ Personal Best ■ Session Best ■ Crossing the finish line in pit lane								
Lap	D	Time	Sector 1	Sector 2	Sector 3	Kph	Elapsed	Lap	D	Time	Sector 1	Sector 2	Sector 3	Kph	Elapsed
2 Scuderia del Viadotto Alfa Romeo Giulia GTA															
1. Carlo VÖGELE															
2. Alain VÖGELE															
1	1	6:49.103 B				33.4	6:49.103	8	1	1:44.821	29.077	38.582	37.162	130.5	27:00.748
2	1	2:10.081	44.834	43.666	41.581	105.2	8:59.184	9	1	1:45.357	28.936	38.465	37.956	129.9	28:46.105
3	1	1:51.200	31.773	39.260	40.167	123.1	10:50.384	10	1	1:44.398	28.990	38.130	37.278	131.1	30:30.503
4	1	1:49.111	30.853	39.137	39.121	125.4	12:39.495								
5	1	2:49.562 B	30.214	38.741	1:40.607	80.7	15:29.057								
6	1	1:52.808	36.207	38.269	38.332	121.3	17:21.865								
7	1	1:47.011	30.235	38.351	38.425	127.9	19:08.876								
8	1	1:47.871	30.146	39.198	38.527	126.9	20:56.747								
9	1	1:46.916	30.247	38.359	38.310	128.0	22:43.663								
10	1	1:47.469	30.357	38.298	38.814	127.3	24:31.132								
11	1	1:47.434	30.269	38.307	38.858	127.4	26:18.566								
16 David Tomlin Ford Lotus Cortina															
1. David TOMLIN															
2. Martin STRETTON															
1	1	4:18.171	3:01.026	39.301	37.844	53.0	4:18.171								
2	1	1:45.452	29.953	38.377	37.122	129.8	6:03.623								
3	1	4:08.800 B	31.346	39.044	2:58.410	55.0	10:12.423								
4	1	1:47.926	33.575	37.806	36.545	126.8	12:00.349								
5	1	2:59.140 B	29.858	37.602	1:51.680	76.4	14:59.489								
6	1	1:49.204	33.714	37.905	37.585	125.3	16:48.693								
7	1	1:43.755	28.745	37.715	37.295	131.9	18:32.448								
8	1	1:44.063	29.058	37.590	37.415	131.5	20:16.511								
22 Astin Mini Cooper S															
1. Michel WANTY															
2. Mark VALDEKENS															
1	1	18:26.232 B	1:37.755	41.722	...	12.4	18:26.232								
24 Christophe Van Riet Ford Lotus Cortina															
1. Christophe VAN RIET															
2. Raphael DE BORMAN															
1	1	2:42.330	1:20.148	43.036	39.146	84.3	2:42.330								
2	1	1:50.938	32.709	40.169	38.060	123.3	4:33.268								
3	1	1:47.304	30.689	38.958	37.657	127.5	6:20.572								
4	1	1:45.424	30.022	38.095	37.307	129.8	8:05.996								
5	1	1:45.547	29.908	38.295	37.344	129.6	9:51.543								
6	1	1:45.598	29.895	38.288	37.415	129.6	11:37.141								
7	1	1:44.792	29.552	38.083	37.157	130.6	13:21.933								
8	1	1:44.134	29.269	37.852	37.013	131.4	15:06.067								
9	1	3:15.721 B	29.388	38.694	2:07.639	69.9	18:21.788								
10	1	1:51.312	35.012	39.104	37.196	122.9	20:13.100								
11	1	1:44.173	29.438	37.724	37.011	131.4	21:57.273								
12	1	1:43.289	28.867	37.309	37.113	132.5	23:40.562								
13	1	1:43.275	28.879	37.534	36.862	132.5	25:23.837								
14	1	1:43.197	28.739	37.427	37.031	132.6	27:07.034								
40 S.H.R.T Swiss Alfa Romeo Giulia Sprint GTA															
1. Michael ERLICH															
2. NONE															
1	1	13:03.925	59.813	43.724	...	17.5	13:03.925								
2	1	1:45.708	30.072	38.318	37.318	129.4	14:49.633								
3	1	1:44.058	29.045	37.779	37.234	131.5	16:33.691								
4	1	1:44.775	29.178	38.475	37.122	130.6	18:18.466								
5	1	1:44.021	28.969	38.021	37.031	131.5	20:02.487								
6	1	3:28.344	29.109	38.606	2:20.629	65.7	23:30.831								
7	1	1:45.096	29.217	38.780	37.099	130.2	25:15.927								
57 William Ward Austin Mini Cooper S															
1. William WARD															
2. NONE															
1	1	8:06.848	6:41.760	42.727	42.361	28.1	8:06.848								
2	1	1:50.373	32.623	39.495	38.255	124.0	9:57.221								
3	1	1:46.441	30.197	38.581	37.663	128.6	11:43.662								
4	1	1:44.471	29.192	37.938	37.341	131.0	13:28.133								
5	1	1:48.457	31.438	39.000	38.019	126.2	15:16.590								
6	1	1:46.695	29.956	38.056	38.683	128.2	17:03.285								
7	1	1:46.482	29.697	38.471	38.314	128.5	18:49.767								
8	1	1:46.907	30.105	38.565	38.237	128.0	20:36.674								
9	1	1:45.791	29.874	38.327	37.590	129.3	22:22.465								
62 Patrick Wilwert Alfa Romeo Giulia TI Super															
1. Patrick WILWERT															
2. Tom MAILLIET															
1	1	7:35.427	6:10.338	42.101	42.988	30.0	7:35.427								
2	1	1:53.896	33.414	39.904	40.578	120.1	9:29.323								
3	1	8:25.698 B	32.487	42.203	7:11.008	27.1	17:55.021								
4	1	1:55.017	35.805	39.791	39.421	119.0	19:50.038								
5	1	1:49.717	31.566	38.745	39.406	124.7	21:39.755								
6	1	1:48.927	30.949	39.216	38.762	125.6	23:28.682								
7	1	3:50.048 B	30.921	40.728	2:38.399	59.5	27:18.730								
8	1	2:05.250	42.819	41.537	40.894	109.3	29:23.980								
9	1	1:52.853	32.186	40.657	40.010	121.3	31:16.833								
63 Grant Tromans Ford Lotus Cortina MK1															
1. Grant TROMANS															
2. Richard MEADEN															
1	1	4:26.064	3:05.414	40.921	39.729	51.4	4:26.064								
2	1	1:45.663	30.269	38.667	36.727	129.5	6:11.727								
3	1	2:50.727 B	28.555	37.009	1:45.163	80.1	9:02.454								
4	1	1:45.387	32.097	37.135	36.155	129.8	10:47.841								
5	1	1:40.682	27.714	36.857	36.111	135.9	12:28.523								
6	1	1:40.779	27.836	36.971	35.972	135.8	14:09.302								
7	1	1:39.980	27.731	36.547	35.702	136.9	15:49.282								
8	1	1:40.261	27.689	36.478	36.094	136.5	17:29.543								
9	1	4:06.008 B	27.999	36.833	3:01.176	55.6	21:35.551								
10	1	1:49.004	33.986	38.214	36.804	125.5	23:24.555								
11	1	1:42.650	28.659	37.843	36.148	133.3	25:07.205								
12	1	1:42.423	28.452	37.990	35.981	133.6	26:49.628								
13	1	1:41.582	28.326	37.236	36.020	134.7	28:31.210								
14	1	1:41.312	28.245	37.075	35.992	135.1	30:12.522								
69 John Avill Ford Lotus Cortina															
1. John AVILL															
2. Ross HYETT															
1	1	2:03.394	45.957	39.976	37.461	110.9	2:03.394								
2	1	1:43.803	29.018	38.019	36.766	131.8	3:47.197								
3	1	1:42.419	28.321	37.589	36.509	133.6	5:29.616								
4	1	1:41.760	27.990	37.273	36.497	134.5	7:11.376								
5	1	1:42.912	28.261	37.637	37.014	133.0	8:54.288								
6	1	1:42.729	28.387	37.913	36.429	133.2	10:37.017								
7	1	1:42.354	28.186	37.558	36.610	133.7	12:19.371								
8	1	3:30.882 B	28.573	37.899	2:24.410	64.9	15:50.253								
9	1	1:58.393	41.962	39.342	37.089	115.6	17:48.646								

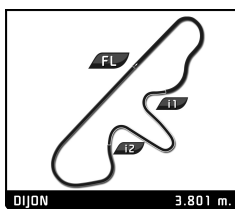




U2TC GRAND PRIX DE L'AGE D'OR FREE PRACTICE

Analysis

							■ Personal Best ■ Session Best ■ Crossing the finish line in pit lane								
Lap	D	Time	Sector 1	Sector 2	Sector 3	Kph	Elapsed	Lap	D	Time	Sector 1	Sector 2	Sector 3	Kph	Elapsed
80 Oliver Ford Lotus Cortina															
1.Oliver FORD															
2.John SMIRTHWAITE															
1	1	4:41.458	3:14.978	43.970	42.510	48.6	4:41.458	6	1	1:42.754	28.378	37.771	36.605	133.2	10:50.349
2	1	1:55.033	34.165	41.104	39.764	119.0	6:36.491	7	1	4:58.331 B	28.389	38.077	3:51.865	45.9	15:48.680
92 Steve Jones Morris Mini Cooper S															
1.Steve JONES															
2.. NONE															
1	1	4:09.121	2:48.398	41.389	39.334	54.9	4:09.121	8	1	2:01.998	43.138	40.882	37.978	112.2	17:50.678
2	1	1:46.610	31.000	37.970	37.640	128.4	5:55.731	9	1	1:44.687	30.294	38.061	36.332	130.7	19:35.365
3	1	1:47.491	30.049	39.106	38.336	127.3	7:43.222	10	1	1:41.946	28.267	37.049	36.630	134.2	21:17.311
4	1	1:44.471	28.882	37.801	37.788	131.0	9:27.693	11	1	1:41.799	28.570	37.113	36.116	134.4	22:59.110
5	1	1:43.861	29.292	37.698	36.871	131.7	11:11.554	12	1	1:43.948	28.751	37.410	37.787	131.6	24:43.058
6	1	6:49.224 B	32.524	39.585	5:37.115	33.4	18:00.778	13	1	1:49.097	32.218	39.397	37.482	125.4	26:32.155
7	1	2:01.602	38.245	42.374	40.983	112.5	20:02.380	14	1	1:45.413	29.939	38.020	37.454	129.8	28:17.568
8	1	1:49.934	30.642	39.873	39.419	124.5	21:52.314	15	1	1:43.932	29.535	37.989	36.408	131.7	30:01.500
9	1	1:43.063	29.002	37.423	36.638	132.8	23:35.377								
10	1	1:43.390	28.746	37.436	37.208	132.3	25:18.767								
97 Damien KOHLER Ford Lotus Cortina															
1.Damien KOHLER															
1	1	17:52.274 B	2:56.964	40.675	...	12.8	17:52.274								
100 Richard Shaw BMW 1800 TISA															
1.Richard SHAW															
2.Jackie OLIVER															
1	1	2:03.341	46.795	39.541	37.005	110.9	2:03.341								
2	1	3:21.060	27.815	36.998	2:16.247	68.1	5:24.401								
3	1	9:24.265 B	27.806	36.682	8:19.777	24.3	14:48.666								
4	1	1:45.880	32.607	37.165	36.108	129.2	16:34.546								
5	1	1:41.740	28.708	37.225	35.807	134.5	18:16.286								
6	1	1:40.320	27.539	36.981	35.800	136.4	19:56.606								
7	1	1:40.711	27.524	36.749	36.438	135.9	21:37.317								
8	1	1:40.515	28.196	36.749	35.570	136.1	23:17.832								
9	1	1:39.927	27.594	36.610	35.723	136.9	24:57.759								
111 John Clark BMW 1800 Ti/SA															
1.John CLARK															
2.Alistair MCCAIG															
1	1	2:08.676	51.380	39.710	37.586	106.3	2:08.676								
2	1	1:44.277	30.110	37.676	36.491	131.2	3:52.953								
3	1	1:44.275	29.393	37.784	37.098	131.2	5:37.228								
161 Alan LETTS Ford Lotus Cortina															
1.Alan LETTS															
2.Geoffrey LETTS															
1	1	2:11.051	53.081	39.642	38.328	104.4	2:11.051								
2	1	1:45.446	29.581	38.627	37.238	129.8	3:56.497								
3	1	1:44.181	29.088	38.236	36.857	131.3	5:40.678								
4	1	1:43.833	28.472	38.324	37.037	131.8	7:24.511								
5	1	1:43.084	28.298	37.983	36.803	132.7	9:07.595								



U2TC
GRAND PRIX DE L'AGE D'OR
QUALIFYING

Final Classification

Nr. Drivers	Team	Car	Cl	Time	Lap Total	Gap	Kph
1 63 G. TROMANS / R. MEADEN	Grant Tromans	Ford Lotus Cortina MK1		1:39.026	13 13	- -	138.2
2 100 R. SHAW / J. OLIVER	Richard Shaw	BMW 1800 TISA		1:39.759	5 15	+0.733 +0.733	137.2
3 111 J. CLARK / A. MCCAIG	John Clark	BMW 1800 Ti/SA		1:41.407	10 18	+2.381 +1.648	134.9
4 179 D. ROSCHMANN / .	Dominik Roschmann	Alfa Romeo Giulia Sprint GT		1:41.697	14 20	+2.671 +0.290	134.6
5 24 C. VAN RIET / R. DE BORMAN	Christophe Van Riet	Ford Lotus Cortina		1:41.875	21 21	+2.849 +0.178	134.3
6 16 D. TOMLIN / M. STRETTON	David Tomlin	Ford Lotus Cortina		1:42.177	4 14	+3.151 +0.302	133.9
7 69 J. AVILL / R. HYETT	John Avill	Ford Lotus Cortina		1:42.378	11 20	+3.352 +0.201	133.7
8 40 M. ERLICH / .	S.H.R.T Swiss	Alfa Romeo Giulia Sprint GT		1:42.620	22 22	+3.594 +0.242	133.3
9 92 S. JONES / .	Steve Jones	Morris Mini Cooper S		1:43.220	12 12	+4.194 +0.600	132.6
10 161 A. LETTS / G. LETTS	Alan Letts	Ford Lotus Cortina		1:43.382	4 18	+4.356 +0.162	132.4
11 27 A. STORTONI / .	Andrea Stortoni	Austin Mini Cooper S		1:43.451	17 21	+4.425 +0.069	132.3
12 57 W. WARD / .	William Ward	Austin Mini Cooper S		1:43.458	16 16	+4.432 +0.007	132.3
13 97 D. KOHLER	Damien Kohler	Ford Lotus Cortina		1:43.477	11 17	+4.451 +0.019	132.2
14 80 O. FORD / J. SMIRTHWAITE	Oliver Ford	Lotus Cortina		1:45.092	17 18	+6.066 +1.615	130.2
15 29 R. PARSONS / .	Richard Parsons	Morris Mini Cooper S		1:45.720	15 15	+6.694 +0.628	129.4
16 2 C. VÖGELE / A. VÖGELE	Scuderia del Viadotto	Alfa Romeo Giulia GTA		1:46.247	4 11	+7.221 +0.527	128.8
17 166 L. HÜNI / C. VÖGELE	Lukas Hüni	Alfa Romeo Giulia Sprint GT		1:46.314	16 16	+7.288 +0.067	128.7
18 62 P. WILWERT / T. MAILLIET	Patrick Wilwert	Alfa Romeo Giulia T1 Super		1:48.033	10 19	+9.007 +1.719	126.7
19 22 M. WANTY / M. VALDEKENS	Michel Wanty	Astin Mini Cooper S		1:48.633	15 21	+9.607 +0.600	126.0

Fastest Lap	Lap 13	Grant TROMANS	1:39.026	138.2 Kph
--------------------	--------	---------------	-----------------	-----------

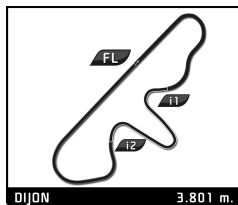
CAR #111; LAP N°7 INVALIDATED DUE TO TRACK LIMITS

Published at:

Track Status: **DRY**

Stewards:	Timekeeper:
------------------	--------------------

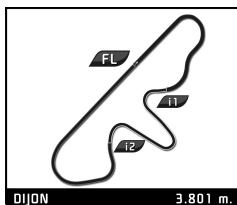




U2TC
GRAND PRIX DE L'AGE D'OR
QUALIFYING

Best Sector Times

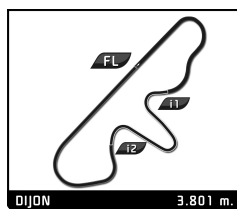
SECTOR 1			SECTOR 2			SECTOR 3			Pos	Team	CI	Ideal Lap	Best Lap
Pos	Driver	Time	Driver	Time	Driver	Time							
1	63 G.TROMANS	26.598	63 G.TROMANS	36.307	63 G.TROMANS	36.121	1	63 Grant Tromans			1'39.026	1:39.026 (1)	
2	100 R.SHAW	26.698	100 R.SHAW	36.393	100 R.SHAW	36.273	2	100 Richard Shaw			1'39.364	1:39.759 (2)	
3	16 D.TOMLIN	27.159	179 D.ROSCHMANN	36.724	16 D.TOMLIN	36.824	3	111 John Clark			1'41.351	1:41.407 (3)	
4	111 J.CLARK	27.299	24 C.VAN RIET	36.918	111 J.CLARK	36.916	4	179 Dominik Roschmann			1'41.499	1:41.697 (4)	
5	69 J.AVILL	27.301	111 J.CLARK	37.136	179 D.ROSCHMANN	36.983	5	16 David Tomlin			1'41.501	1:42.177 (6)	
6	24 C.VAN RIET	27.477	69 J.AVILL	37.142	69 J.AVILL	37.138	6	69 John Avill			1'41.581	1:42.378 (7)	
7	92 S.JONES	27.684	27 A.STORTONI	37.329	40 M.ERLICH	37.192	7	24 Christophe Van Riet			1'41.875	1:41.875 (5)	
8	40 M.ERLICH	27.779	97 D.KOHLER	37.343	24 C.VAN RIET	37.480	8	40 S.H.R.T Swiss			1'42.355	1:42.620 (8)	
9	179 D.ROSCHMANN	27.792	57 W.WARD	37.374	161 A.LETTS	37.538	9	57 William Ward			1'42.850	1:43.458 (12)	
10	57 W.WARD	27.825	40 M.ERLICH	37.384	57 W.WARD	37.651	10	92 Steve Jones			1'42.886	1:43.220 (9)	
11	161 A.LETTS	27.859	16 D.TOMLIN	37.518	92 S.JONES	37.678	11	161 Alan Letts			1'43.144	1:43.382 (10)	
12	27 A.STORTONI	27.938	92 S.JONES	37.524	97 D.KOHLER	37.954	12	97 Damien Kohler			1'43.298	1:43.477 (13)	
13	97 D.KOHLER	28.001	161 A.LETTS	37.747	27 A.STORTONI	38.134	13	27 Andrea Stortoni			1'43.401	1:43.451 (11)	
14	29 R.PARSONS	28.624	80 O.FORD	37.900	80 O.FORD	38.218	14	80 Oliver Ford			1'44.861	1:45.092 (14)	
15	166 L.HÜNI	28.705	2 C.VÖGELE	38.495	29 R.PARSONS	38.388	15	29 Richard Parsons			1'45.614	1:45.720 (15)	
16	80 O.FORD	28.743	166 L.HÜNI	38.593	166 L.HÜNI	38.774	16	166 Lukas Hüni			1'46.072	1:46.314 (17)	
17	2 C.VÖGELE	28.866	29 R.PARSONS	38.602	2 C.VÖGELE	38.886	17	2 Scuderia del Viadotto			1'46.247	1:46.247 (16)	
18	22 M.WANTY	29.237	62 P.WILWERT	38.983	62 P.WILWERT	39.411	18	62 Patrick Wilwert			1'47.716	1:48.033 (18)	
19	62 P.WILWERT	29.322	22 M.WANTY	39.306	22 M.WANTY	39.950	19	22 Michel Wanty			1'48.493	1:48.633 (19)	



U2TC
GRAND PRIX DE L'AGE D'OR
QUALIFYING

Fastest Lap Sequence

Practice Time	Team	Car	Class	Driver	Time	Kph	Lap
3:38.070	63 Grant Tromans	Ford Lotus Cortina MK1		Grant TROMANS	1:42.393	133.6	2
3:38.393	100 Richard Shaw	BMW 1800 TiSA		Richard SHAW	1:40.187	136.6	2
5:18.314	100 Richard Shaw	BMW 1800 TiSA		Richard SHAW	1:39.921	136.9	3
8:38.437	100 Richard Shaw	BMW 1800 TiSA		Richard SHAW	1:39.759	137.2	5
17:35.066	63 Grant Tromans	Ford Lotus Cortina MK1		Grant TROMANS	1:39.647	137.3	9
20:54.453	63 Grant Tromans	Ford Lotus Cortina MK1		Grant TROMANS	1:39.441	137.6	11
24:13.116	63 Grant Tromans	Ford Lotus Cortina MK1		Grant TROMANS	1:39.026	138.2	13



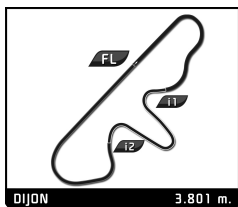
U2TC GRAND PRIX DE L'AGE D'OR QUALIFYING

Analysis

■ Personal Best
 ■ Session Best
 ■ Crossing the finish line in pit lane

Lap	D	Time	Sector 1	Sector 2	Sector 3	Kph	Elapsed	Lap	D	Time	Sector 1	Sector 2	Sector 3	Kph	Elapsed							
2 Scuderia del Viadotto Alfa Romeo Giulia GTA								24 Christophe Van Riet Ford Lotus Cortina														
1. Carlo VÖGELE								1. Christophe VAN RIET														
2. Alain VÖGELE								2. Raphael DE BORMAN														
1	1	2:34.675	1:07.851	43.690	43.134	88.5	2:34.675	1	1	2:15.806	56.262	40.277	39.267	100.8	2:15.806							
2	1	1:54.975	32.595	41.064	41.316	119.0	4:29.650	2	1	1:45.430	29.037	37.976	38.417	129.8	4:01.236							
3	1	1:51.206	31.573	39.670	39.963	123.0	6:20.856	3	1	1:43.600	28.259	37.396	37.945	132.1	5:44.836							
4	1	1:46.247	28.866	38.495	38.886	128.8	8:07.103	4	1	1:43.761	28.215	37.590	37.956	131.9	7:28.597							
5	1	20:14.301 B	...	44.495	8:18.869	11.3	28:21.404	5	1	1:43.370	27.951	37.424	37.995	132.4	9:11.967							
6	1	2:03.031	40.030	40.879	42.122	111.2	30:24.435	6	1	1:43.312	27.809	37.524	37.979	132.4	10:55.279							
7	1	1:52.034	31.301	40.291	40.442	122.1	32:16.469	7	1	1:44.396	28.391	37.734	38.271	131.1	12:39.675							
8	1	1:50.400	30.490	39.757	40.153	123.9	34:06.869	8	1	1:47.758	30.433	39.011	38.314	127.0	14:27.433							
9	1	1:50.680	30.562	39.440	40.678	123.6	35:57.549	9	1	1:45.511	28.357	39.058	38.096	129.7	16:12.944							
10	1	1:50.116	30.017	39.874	40.225	124.3	37:47.665	10	1	3:07.399 B	28.241	37.472	2:01.686	73.0	19:20.343							
11	1	1:49.192	29.535	39.180	40.477	125.3	39:36.857	11	1	1:51.461	34.869	38.508	38.084	122.8	21:11.804							
16 David Tomlin Ford Lotus Cortina								12								1	1:43.748	28.237	37.643	37.868	131.9	22:55.552
1. David TOMLIN								13								1	1:43.106	27.980	37.324	37.802	132.7	24:38.658
2. Martin STRETTON								14								1	1:42.907	27.810	37.215	37.882	133.0	26:21.565
1	1	2:12.479	53.698	40.819	37.962	103.3	2:12.479	15	1	1:43.248	28.064	37.290	37.894	132.5	28:04.813							
2	1	1:44.152	27.624	39.124	37.404	131.4	3:56.631	16	1	1:42.663	27.920	37.116	37.627	133.3	29:47.476							
3	1	1:42.857	27.479	38.374	37.004	133.0	5:39.488	17	1	1:42.972	28.212	37.117	37.643	132.9	31:30.448							
4	1	1:42.177	27.159	38.194	36.824	133.9	7:21.665	18	1	1:42.865	28.010	37.290	37.565	133.0	33:13.313							
5	1	1:42.433	27.214	38.162	37.057	133.6	9:04.098	19	1	1:43.003	27.663	37.286	38.054	132.8	34:56.316							
6	1	4:03.115 B	27.517	38.257	2:57.341	56.3	13:07.213	20	1	1:42.294	27.780	36.930	37.584	133.8	36:38.610							
7	1	1:59.021	38.142	42.932	37.947	115.0	15:06.234	21	1	1:41.875	27.477	36.918	37.480	134.3	38:20.485							
8	1	1:45.054	28.417	39.034	37.603	130.3	16:51.288	27 Andrea Stortoni Austin Mini Cooper S														
9	1	1:43.737	28.033	38.303	37.401	131.9	18:35.025	1. Andrea STORTONI														
10	1	1:43.214	27.751	38.042	37.421	132.6	20:18.239	1	1	2:36.407	1:13.743	40.032	42.632	87.5	2:36.407							
11	1	1:42.809	27.519	38.011	37.279	133.1	22:01.048	2	1	1:48.127	29.816	39.909	38.402	126.6	4:24.534							
12	1	1:42.505	27.787	37.677	37.041	133.5	23:43.553	3	1	1:45.044	28.372	37.784	38.888	130.3	6:09.578							
13	1	1:42.291	27.552	37.518	37.221	133.8	25:25.844	4	1	1:51.312	33.293	39.177	38.842	122.9	8:00.890							
14	1	1:42.181	27.344	37.531	37.306	133.9	27:08.025	5	1	1:44.734	28.065	38.083	38.586	130.7	9:45.624							
22 Michel Wanty Astin Mini Cooper S								6								1	1:44.761	28.125	37.982	38.654	130.6	11:30.385
1. Michel WANTY								7								1	1:44.618	28.056	37.813	38.749	130.8	13:15.003
2. Mark VALDEKENS								8								1	1:44.820	28.300	37.924	38.596	130.5	14:59.823
1	1	2:20.889	54.446	43.747	42.696	97.1	2:20.889	9	1	1:44.958	28.203	37.999	38.756	130.4	16:44.781							
2	1	1:53.725	30.672	41.439	41.614	120.3	4:14.614	10	1	1:44.267	28.232	37.691	38.344	131.2	18:29.048							
3	1	1:53.809	30.514	41.641	41.654	120.2	6:08.423	11	1	5:34.908 B	31.785	41.603	4:21.520	40.9	24:03.956							
4	1	1:54.119	31.217	41.577	41.325	119.9	8:02.542	12	1	1:58.066	40.326	38.957	38.783	115.9	26:02.022							
5	1	1:53.592	29.819	42.409	41.364	120.5	9:56.134	13	1	1:43.951	28.063	37.709	38.179	131.6	27:45.973							
6	1	1:54.155	30.365	42.199	41.591	119.9	11:50.289	14	1	1:43.736	27.991	37.351	38.394	131.9	29:29.709							
7	1	1:53.529	30.590	41.300	41.639	120.5	13:43.818	15	1	1:44.873	28.054	38.610	38.209	130.5	31:14.582							
8	1	1:52.870	30.692	40.959	41.219	121.2	15:36.688	16	1	1:44.243	28.021	37.946	38.276	131.3	32:58.825							
9	1	1:51.955	29.910	40.973	41.072	122.2	17:28.643	17	1	1:43.451	27.950	37.329	38.172	132.3	34:42.276							
10	1	3:43.973 B	32.718	43.872	2:27.383	61.1	21:12.616	18	1	1:43.642	27.938	37.540	38.164	132.0	36:25.918							
11	1	2:00.919	39.957	40.211	40.751	113.2	23:13.535	19	1	1:44.464	28.209	37.938	38.317	131.0	38:10.382							
12	1	1:50.225	29.974	39.974	40.277	124.1	25:03.760	20	1	1:43.965	28.107	37.572	38.286	131.6	39:54.347							
13	1	1:49.441	29.888	39.351	40.202	125.0	26:53.201	21	1	1:43.673	28.076	37.463	38.134	132.0	41:38.020							
14	1	1:49.135	29.435	39.750	39.950	125.4	28:42.336	29 Richard Parsons Morris Mini Cooper S														
15	1	1:48.633	29.353	39.306	39.974	126.0	30:30.969	1. Richard PARSONS														
16	1	1:49.064	29.498	39.541	40.025	125.5	32:20.033	1	1	2:37.192	1:15.188	41.675	40.329	87.1	2:37.192							
17	1	1:49.031	29.237	39.589	40.205	125.5	34:09.064	2	1	1:52.379	31.846	40.361	40.172	121.8	4:29.571							
18	1	1:49.644	29.389	39.405	40.850	124.8	35:58.708	3	1	1:48.410	29.633	39.605	39.172	126.2	6:17.981							
19	1	1:50.396	29.856	39.772	40.768	124.0	37:49.104	4	1	1:47.746	30.117	38.987	38.642	127.0	8:05.727							
20	1	1:49.199	29.489	39.353	40.357	125.3	39:38.303	5	1	1:46.271	28.883	38.854	38.534	128.8	9:51.998							
21	1	1:49.011	29.391	39.378	40.242	125.5	41:27.314	6	1	1:46.830	28.997	39.258	38.575	128.1	11:38.828							





U2TC GRAND PRIX DE L'AGE D'OR QUALIFYING

Analysis

Lap	D	Time	Sector 1	Sector 2	Sector 3	Kph	Elapsed	Lap	D	Time	Sector 1	Sector 2	Sector 3	Kph	Elapsed
7	1	3:39.898 B	30.403	39.148	2:30.347	62.2	15:18.726	1	1	2:33.590	1:07.085	43.382	43.123	89.1	2:33.590
8	1	1:59.664	39.549	40.736	39.379	114.4	17:18.390	2	1	1:54.573	32.195	41.991	40.387	119.4	4:28.163
9	1	1:48.697	29.937	39.728	39.032	125.9	19:07.087	3	1	2:56.152 B	30.264	40.770	1:45.118	77.7	7:24.315
10	1	1:47.620	29.284	39.635	38.701	127.1	20:54.707	4	1	1:55.612	35.268	40.276	40.068	118.4	9:19.927
11	1	1:47.245	29.334	39.244	38.667	127.6	22:41.952	5	1	1:49.487	30.858	38.983	39.646	125.0	11:09.414
12	1	1:46.492	28.845	38.996	38.651	128.5	24:28.444	6	1	3:24.024 B	31.226	39.687	2:13.111	67.1	14:33.438
13	1	4:58.764 B	30.761	42.232	3:45.771	45.8	29:27.208	7	1	1:55.425	35.022	40.421	39.982	118.5	16:28.863
14	1	1:53.396	35.950	39.058	38.388	120.7	31:20.604	8	1	1:48.878	29.627	39.418	39.833	125.7	18:17.741
15	1	1:45.720	28.624	38.602	38.494	129.4	33:06.324	9	1	1:48.190	29.478	39.255	39.457	126.5	20:05.931

40		S.H.R.T Swiss		Alfa Romeo Giulia Sprint GTA			
		1.Michael ERLICH					
1	1	2:33.697	1:03.996	44.675	45.026	89.0	2:33.697
2	1	1:49.797	31.635	39.272	38.890	124.6	4:23.494
3	1	1:45.664	29.331	38.815	37.518	129.5	6:09.158
4	1	1:44.264	28.437	38.239	37.588	131.2	7:53.422
5	1	1:43.805	28.309	37.853	37.643	131.8	9:37.227
6	1	1:44.282	28.310	38.196	37.776	131.2	11:21.509
7	1	1:44.304	28.344	38.334	37.626	131.2	13:05.813
8	1	1:44.391	28.420	38.305	37.666	131.1	14:50.204
9	1	1:43.344	27.910	38.014	37.420	132.4	16:33.548
10	1	1:43.729	28.241	37.991	37.497	131.9	18:17.277
11	1	1:43.205	28.083	37.784	37.338	132.6	20:00.482
12	1	1:43.140	27.904	37.849	37.387	132.7	21:43.622
13	1	4:08.212 B	29.954	45.016	2:53.242	55.1	25:51.834
14	1	1:52.993	37.049	38.199	37.745	121.1	27:44.827
15	1	1:43.536	28.013	37.940	37.583	132.2	29:28.363
16	1	1:43.271	27.779	37.887	37.605	132.5	31:11.634
17	1	1:43.190	27.901	37.677	37.612	132.6	32:54.824
18	1	1:42.879	27.784	37.858	37.237	133.0	34:37.703
19	1	1:43.507	27.968	37.978	37.561	132.2	36:21.210
20	1	1:43.499	27.924	37.814	37.761	132.2	38:04.709
21	1	1:42.767	27.796	37.384	37.587	133.2	39:47.476
22	1	1:42.620	27.842	37.586	37.192	133.3	41:30.096

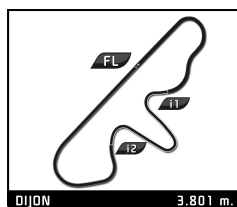
57		William Ward		Austin Mini Cooper S			
		1.William WARD					
1	1	2:20.782	56.250	43.275	41.257	97.2	2:20.782
2	1	1:44.719	28.762	37.991	37.966	130.7	4:05.501
3	1	1:43.967	28.658	37.456	37.853	131.6	5:49.468
4	1	1:43.623	28.359	37.399	37.865	132.1	7:33.091
5	1	1:44.191	28.027	38.138	38.026	131.3	9:17.282
6	1	11:59.490 B	30.516	40.449	...	19.0	21:16.772
7	1	2:07.884	41.913	43.332	42.639	107.0	23:24.656
8	1	1:43.949	28.157	37.827	37.965	131.6	25:08.605
9	1	1:43.803	28.469	37.683	37.651	131.8	26:52.408
10	1	1:43.634	28.031	37.702	37.901	132.0	28:36.042
11	1	1:43.949	28.080	38.050	37.819	131.6	30:19.991
12	1	1:44.121	27.839	37.508	38.774	131.4	32:04.112
13	1	1:57.984	36.259	43.372	38.353	116.0	34:02.096
14	1	1:43.606	27.825	37.930	37.851	132.1	35:45.702
15	1	1:44.005	27.877	37.390	38.738	131.6	37:29.707
16	1	1:43.458	28.080	37.374	38.004	132.3	39:13.165

62		Patrick Wilwert		Alfa Romeo Giulia TI Super	
		1.Patrick WILWERT			
		2.Tom MAILLIET			

63		Grant Tromans		Ford Lotus Cortina MK1			
		1.Grant TROMANS					
		2.Richard MEADEN					
1	1	1:55.677	40.102	37.988	37.587	118.3	1:55.677
2	1	1:42.393	28.252	37.096	37.045	133.6	3:38.070
3	1	1:42.482	28.312	37.105	37.065	133.5	5:20.552
4	1	1:42.089	27.820	37.238	37.031	134.0	7:02.641
5	1	1:41.559	27.706	37.058	36.795	134.7	8:44.200
6	1	1:45.145	28.313	39.845	36.987	130.1	10:29.345
7	1	3:40.043 B	29.552	41.540	2:28.951	62.2	14:09.388
8	1	1:46.031	32.544	36.783	36.704	129.1	15:55.419
9	1	1:39.647	26.723	36.640	36.284	137.3	17:35.066
10	1	1:39.946	26.948	36.475	36.523	136.9	19:15.012
11	1	1:39.441	26.669	36.543	36.229	137.6	20:54.453
12	1	1:39.637	26.677	36.570	36.390	137.3	22:34.090
13	1	1:39.026	26.598	36.307	36.121	138.2	24:13.116

69		John Avill		Ford Lotus Cortina			
		1.John AVILL					
		2.Ross HYETT					
1	1	1:57.557	40.855	38.582	38.120	116.4	1:57.557
2	1	1:44.015	28.740	37.618	37.657	131.6	3:41.572
3	1	1:42.594	27.915	37.252	37.427	133.4	5:24.166
4	1	1:42.621	27.458	37.513	37.650	133.3	7:06.787
5	1	1:42.384	27.404	37.393	37.587	133.6	8:49.171
6	1	1:42.687	27.645	37.642	37.400	133.3	10:31.858
7	1	4:14.418 B	28.365	37.885	3:08.168	53.8	14:46.276
8	1	1:50.001	34.422	37.883	37.696	124.4	16:36.277
9	1	1:43.955	28.075	38.151	37.729	131.6	18:20.232
10	1	1:42.648	27.641	37.617	37.390	133.3	20:02.880
11	1	1:42.378	27.737	37.503	37.138	133.7	21:45.258
12	1	1:43.577	28.588	37.838	37.151	132.1	23:28.835
13	1	1:43.351	27.301	38.156	37.894	132.4	25:12.186
14	1	1:43.379	28.459	37.704	37.216	132.4	26:55.565
15	1	4:41.275 B	27.419	37.947	3:35.909	48.6	31:36.840
16	1	1:50.148	35.082	37.460	37.606	124.2	33:26.988
17	1	1:43.250	27.888	37.660	37.702	132.5	35:10.238
18	1	1:57.699	31.507	45.034	41.158	116.3	37:07.937
19	1	2:29.099 B	28.540	37.142	1:23.417	91.8	39:37.036



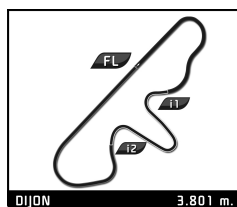


U2TC GRAND PRIX DE L'AGE D'OR QUALIFYING

Analysis

							■ Personal Best ■ Session Best ■ Crossing the finish line in pit lane								
Lap	D	Time	Sector 1	Sector 2	Sector 3	Kph	Elapsed	Lap	D	Time	Sector 1	Sector 2	Sector 3	Kph	Elapsed
20	1	1:49.795	33.397	38.181	38.217	124.6	41:26.831	17	1	1:43.991	28.141	37.484	38.366	131.6	35:30.980
80 Oliver Ford Lotus Cortina 1.Oliver FORD 2.John SMIRTHWAITE							100 Richard Shaw BMW 1800 TISA 1.Richard SHAW 2.Jackie OLIVER								
1	1	2:39.505	1:18.185	41.257	40.063	85.8	2:39.505	1	1	1:58.206	43.331	37.705	37.170	115.8	1:58.206
2	1	1:50.613	31.637	39.917	39.059	123.7	4:30.118	2	1	1:40.187	27.189	36.718	36.280	136.6	3:38.393
3	1	1:47.681	30.154	39.012	38.515	127.1	6:17.799	3	1	1:39.921	27.024	36.393	36.504	136.9	5:18.314
4	1	1:46.662	29.464	38.474	38.724	128.3	8:04.461	4	1	1:40.364	26.698	37.248	36.418	136.3	6:58.678
5	1	1:46.470	29.331	38.645	38.494	128.5	9:50.931	5	1	1:39.759	26.714	36.772	36.273	137.2	8:38.437
6	1	1:47.068	29.605	38.981	38.482	127.8	11:37.999	6	1	3:18.934 B	32.466	46.976	1:59.492	68.8	11:57.371
7	1	1:46.632	29.113	38.882	38.637	128.3	13:24.631	7	1	1:50.947	35.507	38.351	37.089	123.3	13:48.318
8	1	1:46.158	29.400	38.367	38.391	128.9	15:10.789	8	1	1:41.362	27.358	37.401	36.603	135.0	15:29.680
9	1	9:23.829 B	29.135	39.049	8:15.645	24.3	24:34.618	9	1	1:42.060	28.041	37.279	36.740	134.1	17:11.740
10	1	1:57.251	38.413	40.042	38.796	116.7	26:31.869	10	1	4:31.541 B	29.870	38.638	3:23.033	50.4	21:43.281
11	1	1:45.645	28.938	38.489	38.218	129.5	28:17.514	11	1	2:05.799	43.279	45.589	36.931	108.8	23:49.080
12	1	1:45.868	28.889	38.414	38.565	129.3	30:03.382	12	1	1:41.435	27.418	37.703	36.314	134.9	25:30.515
13	1	1:45.618	28.989	38.212	38.417	129.6	31:49.000	13	1	1:41.380	27.777	37.049	36.554	135.0	27:11.895
14	1	1:45.412	28.743	38.348	38.321	129.8	33:34.412	14	1	1:41.197	27.543	37.142	36.512	135.2	28:53.092
15	1	1:45.503	29.041	38.071	38.391	129.7	35:19.915	15	1	1:41.184	27.799	37.112	36.273	135.2	30:34.276
16	1	1:45.312	28.774	37.953	38.585	129.9	37:05.227	111 John Clark BMW 1800 Ti/SA 1.John CLARK 2.Alisdair MCCAIG							
17	1	1:45.092	28.905	37.900	38.287	130.2	38:50.319	1	1	2:08.843	52.340	38.404	38.099	106.2	2:08.843
18	1	1:45.542	28.805	38.132	38.605	129.7	40:35.861	2	1	1:43.779	28.289	37.863	37.627	131.9	3:52.622
92 Steve Jones Morris Mini Cooper S 1.Steve JONES							3								
1	1	2:40.274	1:16.980	41.560	41.734	85.4	2:40.274	3	1	1:42.925	27.764	37.529	37.632	132.9	5:35.547
2	1	1:57.982	32.212	42.679	43.091	116.0	4:38.256	4	1	1:42.155	27.494	37.355	37.306	133.9	7:17.702
3	1	1:54.459	34.429	41.957	38.073	119.6	6:32.715	5	1	1:42.349	27.864	37.290	37.195	133.7	9:00.051
4	1	1:46.911	27.684	41.549	37.678	128.0	8:19.626	6	1	1:41.748	27.306	37.243	37.199	134.5	10:41.799
5	1	1:44.799	28.161	38.081	38.557	130.6	10:04.425	7	1	1:43.050	28.318	37.414	37.318	132.8	12:24.849
6	1	1:52.166	28.187	38.588	45.391	122.0	11:56.591	8	1	1:42.225	27.550	37.445	37.230	133.9	14:07.074
7	1	7:55.204 B	35.153	44.479	6:35.572	28.8	19:51.795	9	1	1:41.700	27.299	37.188	37.213	134.5	15:48.774
8	1	1:57.903	41.190	38.505	38.208	116.1	21:49.698	10	1	1:41.407	27.355	37.136	36.916	134.9	17:30.181
9	1	1:48.874	28.665	41.097	39.112	125.7	23:38.572	11	1	3:40.523 B	28.551	37.507	2:34.465	62.1	21:10.704
10	1	1:43.447	28.041	37.524	37.882	132.3	25:22.019	12	1	1:52.447	36.317	38.454	37.676	121.7	23:03.151
11	1	1:43.937	28.062	37.568	38.307	131.7	27:05.956	13	1	1:43.260	27.727	37.919	37.614	132.5	24:46.411
12	1	1:43.220	27.774	37.710	37.736	132.6	28:49.176	14	1	1:43.704	27.802	38.716	37.186	131.9	26:30.115
97 Damien Kohler Ford Lotus Cortina 1.Damien KOHLER							15								
1	1	2:34.272	1:09.436	43.375	41.461	88.7	2:34.272	15	1	1:42.955	28.050	37.507	37.398	132.9	28:13.070
2	1	1:48.543	30.537	39.055	38.951	126.1	4:22.815	16	1	1:42.476	27.650	37.511	37.315	133.5	29:55.546
3	1	1:45.268	29.237	38.029	38.002	130.0	6:08.083	17	1	1:42.419	27.513	37.483	37.423	133.6	31:37.965
4	1	1:44.305	28.380	37.691	38.234	131.2	7:52.388	18	1	1:42.534	27.361	37.769	37.404	133.5	33:20.499
5	1	1:44.186	28.629	37.603	37.954	131.3	9:36.574	161 Alan Letts Ford Lotus Cortina 1.Alan LETTS 2.Geoffrey LETTS							
6	1	4:59.352 B	28.922	40.748	3:49.682	45.7	14:35.926	1	1	3:01.027	1:42.628	39.941	38.458	75.6	3:01.027
7	1	1:50.437	33.185	38.389	38.863	123.9	16:26.363	2	1	1:44.982	28.660	38.220	38.102	130.3	4:46.009
8	1	1:44.456	28.483	37.733	38.240	131.0	18:10.819	3	1	1:43.847	28.051	37.947	37.849	131.8	6:29.856
9	1	1:44.381	28.296	37.548	38.537	131.1	19:55.200	4	1	1:43.382	27.918	37.926	37.538	132.4	8:13.238
10	1	1:44.218	28.337	37.541	38.340	131.3	21:39.418	5	1	1:43.903	28.239	37.747	37.917	131.7	9:57.141
11	1	1:43.477	28.001	37.386	38.090	132.2	23:22.895	6	1	1:43.643	27.968	37.869	37.806	132.0	11:40.784
12	1	1:44.086	28.357	37.389	38.340	131.5	25:06.981	7	1	1:45.812	29.304	38.727	37.781	129.3	13:26.596
13	1	3:15.564 B	31.804	44.121	1:59.639	70.0	28:22.545	8	1	2:52.357 B	28.532	38.481	1:45.344	79.4	16:18.953
14	1	1:56.257	37.353	39.667	39.237	117.7	30:18.802	9	1	1:54.392	37.551	39.046	37.795	119.6	18:13.345
15	1	1:44.310	28.373	37.607	38.330	131.2	32:03.112	10	1	1:45.106	27.950	38.876	38.280	130.2	19:58.451
16	1	1:43.877	28.286	37.343	38.248	131.7	33:46.989	11	1	1:44.543	27.859	38.567	38.117	130.9	21:42.994
							12								
							13								
							14								





U2TC GRAND PRIX DE L'AGE D'OR QUALIFYING

Analysis

Lap	D	Time	Sector 1	Sector 2	Sector 3	Kph	Elapsed	Lap	D	Time	Sector 1	Sector 2	Sector 3	Kph	Elapsed
14	1	1:46.400	28.863	39.458	38.079	128.6	26:58.277								
15	1	1:43.769	27.871	38.313	37.585	131.9	28:42.046								
16	1	1:44.444	28.184	38.441	37.819	131.0	30:26.490								
17	1	1:45.427	28.637	38.749	38.041	129.8	32:11.917								
18	1	1:44.367	28.219	38.331	37.817	131.1	33:56.284								

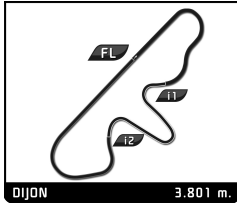
■ Personal Best
 ■ Session Best
 ■ B Crossing the finish line in pit lane

166 **Lukas Hüni** Alfa Romeo Giulيا Sprint GTA
 1. Lukas HÜNI
 2. Carlo VÖGELE

1	1	2:34.995	1:06.372	43.503	45.120	88.3	2:34.995
2	1	1:55.694	35.031	40.360	40.303	118.3	4:30.689
3	1	1:55.604	32.946	43.026	39.632	118.4	6:26.293
4	1	1:46.972	29.220	38.978	38.774	127.9	8:13.265
5	1	4:30.014 B	29.749	40.386	3:19.879	50.7	12:43.279
6	1	2:13.898	50.843	42.960	40.095	102.2	14:57.177
7	1	1:50.296	29.845	40.554	39.897	124.1	16:47.473
8	1	1:49.333	29.589	39.687	40.057	125.2	18:36.806
9	1	1:50.113	30.545	39.830	39.738	124.3	20:26.919
10	1	1:49.112	29.874	39.534	39.704	125.4	22:16.031
11	1	1:48.980	29.709	39.680	39.591	125.6	24:05.011
12	1	1:48.407	29.335	39.611	39.461	126.2	25:53.418
13	1	1:47.932	29.449	39.177	39.306	126.8	27:41.350
14	1	1:46.955	29.074	38.850	39.031	127.9	29:28.305
15	1	1:48.225	28.900	40.311	39.014	126.4	31:16.530
16	1	1:46.314	28.705	38.593	39.016	128.7	33:02.844

179 **Dominik Roschmann** Alfa Romeo Giulيا Sprint GTA
 1. Dominik ROSCHMANN

1	1	2:19.655	59.191	41.026	39.438	98.0	2:19.655
2	1	1:42.929	28.509	37.013	37.407	132.9	4:02.584
3	1	1:41.968	27.956	36.907	37.105	134.2	5:44.552
4	1	1:42.156	27.962	36.966	37.228	133.9	7:26.708
5	1	1:42.453	28.101	36.724	37.628	133.6	9:09.161
6	1	1:42.842	28.217	36.932	37.693	133.1	10:52.003
7	1	5:40.149 B	29.593	42.168	4:28.388	40.2	16:32.152
8	1	1:54.431	34.927	40.524	38.980	119.6	18:26.583
9	1	1:42.311	28.124	36.967	37.220	133.7	20:08.894
10	1	1:42.399	27.792	37.423	37.184	133.6	21:51.293
11	1	1:44.574	27.829	38.733	38.012	130.9	23:35.867
12	1	1:42.453	27.974	37.047	37.432	133.6	25:18.320
13	1	1:43.691	28.070	37.749	37.872	132.0	27:02.011
14	1	1:41.697	27.847	36.867	36.983	134.6	28:43.708
15	1	3:38.808 B	30.190	39.451	2:29.167	62.5	32:22.516
16	1	1:55.245	36.333	39.915	38.997	118.7	34:17.761
17	1	1:41.916	27.900	37.007	37.009	134.3	35:59.677
18	1	1:42.330	27.995	37.114	37.221	133.7	37:42.007
19	1	1:42.254	27.832	37.040	37.382	133.8	39:24.261
20	1	1:42.180	27.962	36.993	37.225	133.9	41:06.441



U2TC
GRAND PRIX DE L'AGE D'OR
RACE (60')

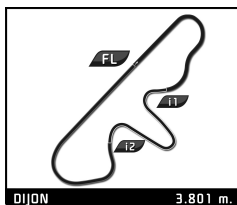
Starting Grid

1:48.633	Michel WANTY	Michel Wanty	22	- 10 -			
1:46.314	Lukas HÜNI	Lukas Hüni	166	- 9 -	62	Patrick Wilwert	Patrick WILWERT 1:48.033
1:45.720	Richard PARSONS	Richard Parsons	29	- 8 -	2	Scuderia del Viadotto	Carlo VÖGELE 1:46.247
1:43.477	Damien KOHLER	Damien Kohler	97	- 7 -	80	Oliver Ford	Oliver FORD 1:45.092
1:43.451	Andrea STORTONI	Andrea Stortoni	27	- 6 -	57	William Ward	William WARD 1:43.458
1:43.220	Steve JONES	Steve Jones	92	- 5 -	161	Alan Letts	Alan LETTS 1:43.382
1:42.378	John AVILL	John Avill	69	- 4 -	40	S.H.R.T Swiss	Michael ERLICH 1:42.620
1:41.875	Christophe VAN RIET	Christophe Van Riet	24	- 3 -	16	David Tomlin	David TOMLIN 1:42.177
1:41.407	John CLARK	John Clark	111	- 2 -	179	Dominik Roschmann	Dominik ROSCHMANN 1:41.697
1:39.026	Grant TROMANS	Grant Tromans	63	- 1 -	100	Richard Shaw	Richard SHAW 1:39.759

Pole

Stewards:

Timekeeper:



U2TC
GRAND PRIX DE L'AGE D'OR
RACE ((60'))

Final Classification

Drivers	Team	Vehicle	Class	Laps	Total Time	Gap	Kph	Best Lap	
								Lap	Time Kph
1 100 Richard SHAW/Jackie OLIVER	Richard Shaw	BMW 1800 TISA		35	1:00:31.548	-	131.9	6	1:39.565 137.4
2 69 John AVILL/Ross HYETT	John Avill	Ford Lotus Cortina		35	1:01:15.426	+43.878	130.3	14	1:41.353 135.0
3 179 Dominik ROSCHMANN	Dominik Roschmann	Alfa Romeo Giulia Sprint GTA		35	1:01:15.512	+43.964	130.3	32	1:41.025 135.4
4 24 Christophe VAN RIET/Raphael DE BORMAN	Christophe Van Riet	Ford Lotus Cortina		35	1:01:36.522	+1:04.974	129.6	12	1:41.625 134.6
5 40 Michael ERLICH	S.H.R.T Swiss	Alfa Romeo Giulia Sprint GTA		34	1:00:43.224	1 Lap	127.7	5	1:42.527 133.5
6 57 William WARD	William Ward	Austin Mini Cooper S		34	1:00:44.753	1 Lap	127.6	27	1:42.696 133.2
7 92 Steve JONES	Steve Jones	Morris Mini Cooper S		34	1:00:45.963	1 Lap	127.6	34	1:43.025 132.8
8 166 Thomas STUDER/Carlo VÖGELE	Lukas Hüni	Alfa Romeo Giulia Sprint GTA		34	1:01:42.645	1 Lap	125.7	30	1:43.928 131.7
9 29 Richard PARSONS/Martin GREAVES	Richard Parsons	Morris Mini Cooper S		34	1:01:45.676	1 Lap	125.5	17	1:44.104 131.4
10 80 Oliver FORD	Oliver Ford	Lotus Cortina		31	1:00:35.100	4 Laps	116.7	12	1:43.168 132.6
11 22 Michel WANTY/Mark VALDEKENS	Michel Wanty	Astin Mini Cooper S		30	1:01:10.971	5 Laps	111.8	12	1:48.484 126.1
12 97 Damien KOHLER	Damien Kohler	Ford Lotus Cortina		28	50:05.270	7 Laps	127.5	13	1:42.882 133.0

Not classified:

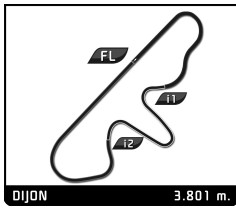
16 David TOMLIN/Richard MEADEN	David Tomlin	Ford Lotus Cortina		22	38:50.986			15	1:40.266 136.5
62 Patrick WILWERT/Tom MAILLIET	Patrick Wilwert	Alfa Romeo Giulia TI Super		17	32:44.386			12	1:49.248 125.3
161 Alan LETTS/Geoffrey LETTS	Alan Letts	Ford Lotus Cortina		16	27:26.267			13	1:41.624 134.6
111 John CLARK/Andrew SMITH	John Clark	BMW 1800 TI/SA		9	15:25.893			6	1:41.489 134.8
63 Grant TROMANS/Richard MEADEN	Grant Tromans	Ford Lotus Cortina MK1		8	13:27.614			2	1:39.037 138.2
2 Alain VÖGELE	Scuderia del Viadotto	Alfa Romeo Giulia GTA		3	5:40.609			3	1:49.238 125.3
27 Andrea STORTONI	Andrea Stortoni	Austin Mini Cooper S		2	3:39.925			2	1:44.164 131.4

Pole Position		G. TROMANS	1:39.026	138.2 Kph
Fastest Lap	Lap 2	Grant TROMANS	1:39.037	138.2 Kph

Published at:

Track Status: **DRY**

Stewards:	Timekeeper:
------------------	--------------------

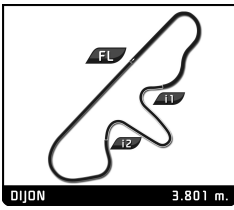


U2TC
GRAND PRIX DE L'AGE D'OR
RACE

Lap Chart

		LAP																																		
Nr	Pos	Grid	1	2	3	4	5	6	7	8	9	10	11	12	13	14	15	16	17	18	19	20	21	22	23	24	25	26	27	28	29	30	31	32		
63	1	63	63	63	63	63	63	63	63	100	100	100	100	100	100	100	100	100	100	100	179	179	100	100	100	100	100	100	100	100	100	100	100	100	100	
100	2	100	100	100	100	100	100	100	100	63	179	179	179	179	179	179	179	179	179	179	80	100	179	16	69	69	69	69	69	69	69	69	69	69	69	69
111	3	111	179	179	179	179	179	179	179	179	111	69	69	69	69	69	69	16	16	69	100	16	16	179	179	179	179	179	179	179	179	179	179	179	179	179
179	4	179	69	69	69	69	69	69	69	69	69	161	16	16	16	16	16	69	69	24	69	69	69	69	24	24	24	24	24	24	24	24	24	24	24	
24	5	24	111	111	111	111	111	111	111	111	161	16	161	161	161	161	161	161	161	24	80	16	24	24	24	97	97	97	97	97	97	97	97	97	97	97
16	6	16	16	16	16	16	161	161	161	161	16	24	24	24	24	24	24	24	80	16	24	97	97	97	40	40	40	40	40	40	40	40	57	57	57	57
69	7	69	24	161	161	161	24	24	24	16	24	40	92	92	57	57	57	80	29	97	97	40	40	40	57	92	92	92	57	57	57	92	92	92	92	
40	8	40	161	24	24	24	40	16	16	24	40	92	57	57	92	92	92	97	97	40	40	57	57	57	92	57	57	57	92	92	29	29	29	29	29	
92	9	92	40	40	40	40	16	40	40	40	92	57	40	80	80	80	80	29	40	57	57	92	92	92	29	29	29	29	29	29	29	166	166	166	166	
161	10	161	92	57	57	57	57	57	57	57	80	80	40	40	97	97	22	57	29	92	29	29	29	166	166	166	166	166	166	80	80	80	80	80		
27	11	27	57	92	92	92	92	92	92	80	97	97	97	97	29	29	40	92	92	29	166	166	166	22	22	22	22	22	22	80	22	22	22	22		
57	12	57	27	27	80	97	97	97	80	80	97	29	29	29	166	166	57	166	166	166	22	22	22	80	80	80	80	80	80	22	22	22	22	22		
97	13	97	80	80	97	80	80	80	97	97	29	166	166	166	166	22	22	62	62	22	22	80	80	80	80	80	80	80	80	80	80	80	80	80	80	
80	14	80	97	97	29	29	29	29	29	29	166	22	22	22	22	62	62	92	22	22	22	22	22	22	22	22	22	22	22	22	22	22	22	22	22	
29	15	29	29	29	166	166	166	166	166	166	22	62	62	62	62	40	40	166	166	166	166	166	166	166	166	166	166	166	166	166	166	166	166	166	166	
2	16	2	166	166	22	22	22	22	22	22	62	62	62	62	62	62	62	62	62	62	62	62	62	62	62	62	62	62	62	62	62	62	62	62	62	
166	17	166	2	22	2	62	62	62	62	62	62	62	62	62	62	62	62	62	62	62	62	62	62	62	62	62	62	62	62	62	62	62	62	62	62	
62	18	62	62	2	62	62	62	62	62	62	62	62	62	62	62	62	62	62	62	62	62	62	62	62	62	62	62	62	62	62	62	62	62	62	62	
22	19	22	22	62	62	62	62	62	62	62	62	62	62	62	62	62	62	62	62	62	62	62	62	62	62	62	62	62	62	62	62	62	62	62	62	





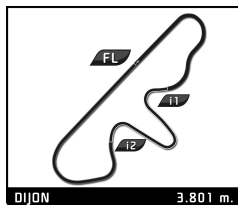
U2TC
GRAND PRIX DE L'AGE D'OR
RACE

Lap Chart

LAP

Nr	Pos	8	9	10
63	1	100	100	100
100	2	69	179	69
111	3	179	69	179
179	4	24	24	24
24	5	40	40	
16	6	57	57	
69	7	92	92	
40	8	166	166	
92	9	29	29	
161	10			
27	11			
57	12			
97	13			
80	14			
29	15			
2	16			
166	17			
62	18			
22	19			

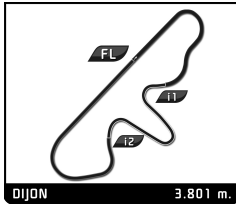




U2TC
GRAND PRIX DE L'AGE D'OR
RACE

Best Sector Times

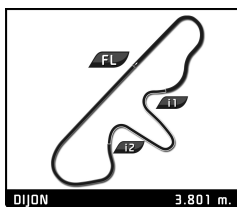
SECTOR 1			SECTOR 2			SECTOR 3			Pos	Team	Cl	Ideal Lap	Best Lap
Pos	Driver	Time	Driver	Time	Driver	Time	Pos	Team					
1	63 G.TROMANS	26.600	63 G.TROMANS	35.782	100 R.SHAW	36.263	1	63 Grant Tromans			1'38.864	1:39.037 (1)	
2	100 R.SHAW	26.800	100 R.SHAW	36.383	16 D.TOMLIN	36.429	2	100 Richard Shaw			1'39.446	1:39.565 (2)	
3	16 D.TOMLIN	26.830	179 D.ROSCHMANN	36.398	63 G.TROMANS	36.482	3	16 David Tomlin			1'39.941	1:40.266 (3)	
4	69 J.AVILL	27.267	16 D.TOMLIN	36.682	161 A.LETTS	36.638	4	179 Dominik Roschmann			1'40.691	1:41.025 (4)	
5	111 J.CLARK	27.304	69 J.AVILL	36.819	111 J.CLARK	36.817	5	69 John Avill			1'40.932	1:41.353 (5)	
6	179 D.ROSCHMANN	27.347	24 C.VAN RIET	36.946	69 J.AVILL	36.846	6	161 Alan Letts			1'41.149	1:41.624 (7)	
7	24 C.VAN RIET	27.469	161 A.LETTS	37.017	179 D.ROSCHMANN	36.946	7	111 John Clark			1'41.188	1:41.489 (6)	
8	161 A.LETTS	27.494	111 J.CLARK	37.067	24 C.VAN RIET	37.210	8	24 Christophe Van Riet			1'41.625	1:41.625 (8)	
9	92 S.JONES	27.582	97 D.KOHLER	37.093	40 M.ERLICH	37.273	9	40 S.H.R.T Swiss			1'42.170	1:42.527 (9)	
10	40 M.ERLICH	27.597	57 W.WARD	37.100	92 S.JONES	37.577	10	57 William Ward			1'42.415	1:42.696 (10)	
11	57 W.WARD	27.702	40 M.ERLICH	37.300	80 O.FORD	37.610	11	92 Steve Jones			1'42.504	1:43.025 (12)	
12	97 D.KOHLER	27.896	80 O.FORD	37.305	57 W.WARD	37.613	12	97 Damien Kohler			1'42.698	1:42.882 (11)	
13	80 O.FORD	27.939	92 S.JONES	37.345	97 D.KOHLER	37.709	13	80 Oliver Ford			1'42.854	1:43.168 (13)	
14	166 T.STUDER	27.976	29 R.PARSONS	37.414	166 T.STUDER	38.175	14	166 Lukas Hüni			1'43.595	1:43.928 (14)	
15	27 A.STORTONI	28.001	166 T.STUDER	37.444	29 R.PARSONS	38.411	15	29 Richard Parsons			1'43.861	1:44.104 (15)	
16	29 R.PARSONS	28.036	27 A.STORTONI	37.697	27 A.STORTONI	38.412	16	27 Andrea Stortoni			1'44.110	1:44.164 (16)	
17	22 M.WANTY	29.087	22 M.WANTY	38.683	2 A.VÖGELE	39.678	17	22 Michel Wanty			1'47.881	1:48.484 (17)	
18	62 P.WILWERT	29.564	62 P.WILWERT	39.021	62 P.WILWERT	39.983	18	62 Patrick Wilwert			1'48.568	1:49.248 (18)	
19	2 A.VÖGELE	30.034	2 A.VÖGELE	39.481	22 M.WANTY	40.111	19	2 Scuderia del Viadotto			1'49.193	1:49.238 (18)	



U2TC
GRAND PRIX DE L'AGE D'OR
RACE

Fastest Lap Sequence

Practice Time	Team	Car	Class	Driver	Time	Kph	Lap
3:24.580	63 Grant Tromans	Ford Lotus Cortina MK1		Grant TROMANS	1:39.037	138.2	2



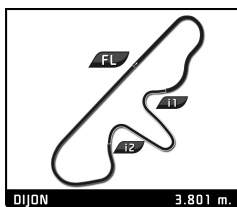
U2TC
GRAND PRIX DE L'AGE D'OR
RACE

Analysis by lap

Lapped

Nr	Lap Time	Gap	Nr	Lap Time	Gap	Nr	Lap Time	Gap	Nr	Lap Time	Gap	Nr	Lap Time	Gap
Lap 1												Lap 13		
63	1:45.543		97	1:44.808	21.648	92	1:43.952	29.700	57	1:43.956	38.972	100	1:40.164	
100	1:46.243	0.700	29	1:45.821	24.730	29	1:44.441	34.180	80	1:43.884	43.826	22	1:48.484	1 Lap
179	1:48.561	3.018	166	1:46.068	29.240	80	1:43.845	34.293	97	1:44.316	44.632	62	1:49.248	1 Lap
69	1:49.099	3.556	22	1:49.121	36.311	29	1:44.860	39.929	29	1:44.995	52.973	179	1:42.289	21.731
111	1:49.809	4.266	2	1:49.238	36.506	166	1:45.813	46.186	166	1:46.607	1'01.577	69	1:41.902	26.879
16	1:50.735	5.192	62	1:49.427	38.135	22	1:49.185	1'03.305	22	1:50.035	1'29.729	16	1:41.534	29.009
24	1:51.692	6.149	Lap 4			62	1:49.927	1'08.109	62	1:49.375	1'34.821	161	1:41.624	30.444
161	1:52.368	6.825	63	1:39.538		Lap 7			Lap 10			24	1:42.071	31.575
40	1:53.561	8.018	100	1:40.155	3.418	63	1:40.843		100	1:40.482		57	1:43.468	51.050
92	1:54.375	8.832	179	1:42.005	9.913	100	1:39.677	0.720	179	1:41.431	17.062	92	1:44.347	51.576
57	1:54.395	8.852	69	1:42.260	11.737	179	1:41.868	13.549	69	1:42.957	22.694	80	1:43.606	55.326
27	1:55.761	10.218	111	1:41.712	11.880	69	1:42.674	16.235	161	1:42.140	26.424	40	1:43.159	55.500
80	1:55.971	10.428	16	1:43.133	15.782	111	1:42.687	16.416	16	1:42.307	26.688	97	1:42.882	55.881
97	1:56.184	10.641	161	1:43.129	16.185	161	1:42.044	21.598	24	1:42.098	27.458	29	1:44.431	1'10.192
29	1:57.183	11.640	24	1:42.849	16.952	24	1:42.184	22.376	40	1:42.739	30.958	166	1:45.623	1'23.730
166	2:00.213	14.670	40	1:42.772	18.486	16	1:41.810	22.493	92	1:43.892	41.693	Lap 14		
2	2:00.248	14.705	57	1:43.819	22.258	40	1:42.807	24.917	57	1:43.951	42.441	100	1:40.708	
62	2:02.105	16.562	92	1:43.381	22.990	57	1:43.896	32.123	80	1:43.369	46.713	22	1:48.819	1 Lap
22	2:02.218	16.675	97	1:44.086	26.196	92	1:43.624	32.481	97	1:43.306	47.456	179	1:42.245	23.268
Lap 2			80	1:44.657	26.653	80	1:43.989	37.439	29	1:45.065	57.556	69	1:41.353	27.524
63	1:39.037		29	1:45.775	30.967	97	1:44.381	37.718	166	1:46.462	1'07.557	16	1:41.007	29.308
100	1:40.532	2.195	166	1:45.953	35.655	29	1:45.149	44.235	22	1:48.867	1'38.114	62	1:51.523	1 Lap
179	1:41.418	5.399	22	1:49.314	46.087	166	1:45.651	50.994	Lap 11			161	1:42.065	31.801
69	1:41.901	6.420	62	1:50.332	48.929	22	1:49.283	1'11.745	100	1:40.609		24	1:42.075	32.942
111	1:42.176	7.405	Lap 5			62	1:49.820	1'17.086	62	1:49.552	1 Lap	57	1:43.808	54.150
16	1:41.963	8.118	63	1:39.825		Lap 8			179	1:41.884	18.337	92	1:44.108	54.976
161	1:42.112	9.900	100	1:39.935	3.528	100	1:40.277		69	1:42.123	24.208	80	1:43.583	58.201
24	1:42.847	9.959	179	1:41.908	11.996	63	1:42.098	1.101	16	1:41.687	27.766	97	1:44.146	59.319
40	1:42.874	11.855	69	1:42.189	14.101	179	1:41.819	14.371	161	1:42.095	27.910	29	1:44.133	1'13.617
57	1:43.416	13.231	111	1:42.235	14.290	69	1:42.215	17.453	24	1:42.149	28.998	166	1:45.674	1'28.696
92	1:44.770	14.565	161	1:42.670	19.030	111	1:42.183	17.602	92	1:43.452	44.536	Lap 15		
27	1:44.164	15.345	24	1:42.838	19.965	161	1:42.155	22.756	57	1:43.125	44.957	100	1:40.495	
80	1:44.763	16.154	40	1:42.527	21.188	16	1:41.573	23.069	40	1:59.116	49.465	179	1:43.163	25.936
97	1:44.759	16.363	16	1:45.248	21.205	24	1:42.509	23.888	80	1:43.567	49.671	69	1:41.984	29.013
29	1:45.829	18.432	57	1:43.998	26.431	40	1:42.551	26.471	97	1:43.462	50.309	16	1:40.266	29.079
166	1:47.062	22.695	92	1:43.790	26.955	57	1:44.198	35.324	29	1:44.855	1'01.802	22	1:49.202	1 Lap
22	1:49.075	26.713	97	1:44.575	30.946	92	1:43.895	35.379	166	1:45.974	1'12.922	161	1:42.394	33.700
2	1:51.123	26.791	80	1:44.827	31.655	80	1:43.808	40.250	Lap 12			24	1:42.124	34.571
62	1:50.706	28.231	29	1:45.134	36.276	97	1:43.903	40.624	100	1:40.955		62	1:49.924	1 Lap
Lap 3			166	1:45.750	41.580	29	1:45.048	48.286	22	1:48.985	1 Lap	40	3:07.810	1 Lap
63	1:39.523		22	1:49.065	55.327	166	1:45.281	55.278	179	1:42.224	19.606	57	1:43.690	57.345
100	1:40.129	2.801	62	1:50.285	59.389	22	1:49.254	1'20.002	69	1:42.254	19.606	92	1:43.110	57.591
179	1:41.570	7.446	Lap 6			62	1:49.665	1'25.754	69	1:41.888	25.141	80	1:43.393	1'01.099
69	1:42.118	9.015	63	1:41.207		Lap 9			16	1:40.828	27.639	97	1:43.195	1'02.019
111	1:41.824	9.706	100	1:39.565	1.886	100	1:40.308		161	1:42.029	28.984	29	1:44.585	1'17.707
16	1:43.592	12.187	179	1:41.735	12.524	179	1:42.050	16.113	24	1:41.625	29.668	166	1:45.997	1'34.198
161	1:42.217	12.594	69	1:41.510	14.404	111	1:41.778	19.072	92	1:43.812	47.393	Lap 16		
24	1:43.205	13.641	111	1:41.489	14.572	69	1:43.074	20.219	57	1:43.744	47.746	100	1:40.512	
40	1:42.920	15.252	161	1:42.574	20.397	161	1:42.318	24.766	80	1:43.168	51.884	179	1:41.381	26.805
57	1:44.269	17.977	24	1:42.277	21.035	16	1:42.102	24.863	40	1:43.995	52.505	16	1:40.485	29.052
92	1:44.105	19.147	16	1:41.528	21.526	24	1:42.262	25.842	97	1:43.809	53.163	69	1:42.069	30.570
80	1:44.903	21.534	40	1:42.972	22.953	40	1:42.538	28.701	29	1:45.078	1'05.925			
			57	1:43.846	29.070	92	1:43.212	38.283	166	1:46.304	1'18.271			





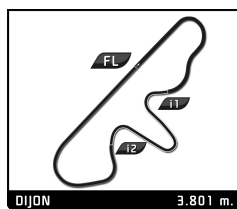
U2TC GRAND PRIX DE L'AGE D'OR RACE

Analysis by lap

Lapped

Nr	Lap Time	Gap	Nr	Lap Time	Gap	Nr	Lap Time	Gap	Nr	Lap Time	Gap	Nr	Lap Time	Gap
161	1:42.333	35.521	40	1:44.550	1 Lap	100	1:42.447		100	1:42.474		29	1:46.444	1 Lap
24	1:42.171	36.230	57	1:44.500	1 Lap	57	1:44.405	1 Lap	57	1:42.696	1 Lap	24	1:43.115	1'01.495
22	1:49.064	1 Lap	92	1:43.171	1 Lap	92	1:43.821	1 Lap	92	1:44.035	1 Lap	166	1:44.626	1 Lap
62	1:49.433	1 Lap	22	2:06.720	2 Laps	80	1:51.588	3 Laps	69	1:42.328	42.100	22	4:17.212	4 Laps
40	1:48.309	1 Lap	100	1:47.563	53.212	29	1:46.743	1 Lap	29	1:47.351	1 Lap	Lap 33		
80	1:43.609	1'04.196	29	1:55.252	1 Lap	69	1:42.813	40.810	179	1:41.596	47.031	100	1:41.893	
97	1:43.214	1'04.721	166	1:46.721	1 Lap	166	1:47.339	1 Lap	166	1:44.864	1 Lap	80	1:44.728	4 Laps
29	1:44.326	1'21.521	16	1:40.832	1'26.173	179	1:41.866	47.988	24	1:42.866	56.593	40	1:44.450	1 Lap
Lap 17			69	1:48.404	1'33.075	22	1:54.877	2 Laps	97	1:45.473	1'30.199	57	1:42.996	1 Lap
100	1:40.596		24	1:47.946	1'38.348	24	1:43.179	52.257	80	1:44.181	3 Laps	92	1:43.203	1 Lap
179	1:41.330	27.539	97	1:43.951	2'07.928	97	1:44.867	1'22.675	22	1:56.602	2 Laps	69	1:43.088	44.273
16	1:40.762	29.218	40	1:44.311	2'17.570	40	1:44.841	1'34.223	Lap 29			179	1:42.604	44.457
69	1:42.181	32.155	57	1:44.264	2'31.041	Lap 25			100	1:42.103		24	1:42.604	1'03.536
24	1:42.117	37.751	92	1:43.074	2'33.254	100	1:42.011		40	1:44.059	1 Lap	29	1:47.100	1 Lap
22	1:49.603	1 Lap	Lap 21			92	1:43.167	1 Lap	57	1:44.331	1 Lap	166	1:44.100	1 Lap
40	1:44.106	1 Lap	100	1:42.386		57	1:43.429	1 Lap	92	1:43.901	1 Lap	Lap 34		
57	3:20.953	1 Lap	29	1:47.657	1 Lap	80	1:43.227	3 Laps	69	1:42.837	42.834	100	1:42.327	
62	1:49.408	1 Lap	22	1:57.076	2 Laps	29	1:46.955	1 Lap	179	1:41.813	46.741	80	1:43.384	4 Laps
92	3:30.623	1 Lap	166	1:46.382	1 Lap	69	1:42.946	41.745	29	1:47.050	1 Lap	40	1:43.946	1 Lap
80	1:43.689	1'07.289	179	3:04.039	28.441	166	1:45.731	1 Lap	24	1:43.562	58.052	57	1:43.013	1 Lap
166	3:09.657	1 Lap	16	1:40.379	30.954	179	1:42.163	48.140	166	1:45.563	1 Lap	92	1:43.408	1 Lap
29	1:44.104	1'25.029	69	1:42.270	39.747	24	1:43.601	53.847	80	1:44.056	3 Laps	22	2:37.340	5 Laps
Lap 18			24	1:45.164	47.914	22	1:54.260	2 Laps	Lap 30			179	1:41.932	44.062
100	1:40.580		97	1:43.705	1'16.035	97	1:43.850	1'24.514	100	1:42.207		69	1:42.141	44.087
179	1:41.190	28.149	40	1:44.072	1'26.044	40	1:44.477	1'36.689	40	1:44.722	1 Lap	24	1:43.455	1'04.664
69	1:42.117	33.692	57	1:43.947	1'39.390	Lap 26			57	1:44.164	1 Lap	166	1:44.083	1 Lap
24	1:42.715	39.886	92	1:43.150	1'40.806	100	1:41.884		92	1:44.174	1 Lap	29	1:47.205	1 Lap
97	2:59.354	1 Lap	Lap 22			92	1:43.307	1 Lap	22	1:59.666	3 Laps	Lap 35		
40	1:43.919	1 Lap	100	1:42.080		57	1:43.463	1 Lap	69	1:42.537	43.164	100	1:43.428	
57	1:53.238	1 Lap	29	1:47.068	1 Lap	29	1:46.774	1 Lap	179	1:41.496	46.030	80	1:43.578	4 Laps
80	1:43.710	1'10.419	22	1:54.560	2 Laps	69	1:42.649	42.510	29	1:46.288	1 Lap	40	1:44.302	1 Lap
92	1:49.019	1 Lap	16	1:40.707	29.581	179	1:42.546	48.802	24	1:43.676	59.521	57	1:42.761	1 Lap
166	1:53.046	1 Lap	166	1:46.741	1 Lap	166	1:46.608	1 Lap	166	1:44.378	1 Lap	92	1:43.025	1 Lap
16	3:02.194	1'50.832	179	1:45.806	32.167	24	1:44.238	56.201	80	1:44.436	3 Laps	22	2:02.031	5 Laps
Lap 19			69	1:42.033	39.700	22	1:54.828	2 Laps	Lap 31			69	1:43.219	43.878
179	1:41.902		24	1:43.552	49.386	80	3:02.080	3 Laps	100	1:42.337		179	1:43.330	43.964
97	1:48.295	1 Lap	97	1:44.017	1'17.972	97	1:44.098	1'26.728	40	1:44.323	1 Lap	24	1:43.738	1'04.974
62	3:14.401	2 Laps	40	1:44.680	1'28.644	40	1:44.537	1'39.342	57	1:43.572	1 Lap	166	1:44.577	1 Lap
22	3:27.730	2 Laps	80	6:52.901	2 Laps	Lap 27			92	1:43.035	1 Lap	29	1:46.908	1 Lap
40	1:43.761	1 Lap	57	1:44.516	1'41.826	100	1:42.919		69	1:41.833	42.660	Lap 32		
57	1:44.234	1 Lap	Lap 23			92	1:43.276	1 Lap	179	1:41.210	44.903	100	1:42.182	
80	1:44.034	44.402	100	1:41.931		57	1:42.985	1 Lap	29	1:45.996	1 Lap	40	1:44.140	1 Lap
29	3:11.103	1 Lap	92	1:43.724	1 Lap	29	1:46.522	1 Lap	24	1:43.378	1'00.562	57	1:43.707	1 Lap
100	2:57.454	47.403	29	1:46.889	1 Lap	69	1:42.655	42.246	166	1:43.928	1 Lap	92	1:43.756	1 Lap
92	1:43.269	1 Lap	22	1:54.205	2 Laps	179	1:42.026	47.909	80	1:44.747	3 Laps	69	1:42.600	43.078
166	1:46.168	1 Lap	166	1:48.587	1 Lap	166	1:45.114	1 Lap	Lap 28			179	1:41.025	43.746
69	3:02.784	1'26.425	69	1:42.675	40.444	24	1:42.919	56.201	100	1:42.182				
16	1:46.314	1'27.095	179	1:58.333	48.569	22	1:54.290	2 Laps	40	1:44.140	1 Lap			
24	3:02.321	1'32.156	24	1:44.070	51.525	97	1:43.391	1'27.200	57	1:43.707	1 Lap			
Lap 20			97	1:44.214	1'20.255	80	1:49.819	3 Laps	92	1:43.756	1 Lap			
179	1:41.754		40	1:45.116	1'31.829	40	1:44.262	1'40.685	69	1:42.600	43.078			
97	1:44.588	1 Lap	Lap 24			Lap 28			179	1:41.025	43.746			



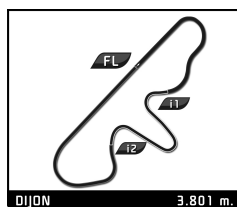


U2TC GRAND PRIX DE L'AGE D'OR RACE

Analysis

								■ Personal Best ■ Session Best ■ B Crossing the finish line in pit lane							
Lap	D	Time	Sector 1	Sector 2	Sector 3	Kph	Elapsed	Lap	D	Time	Sector 1	Sector 2	Sector 3	Kph	Elapsed
2		Scuderia del Viadotto					Alfa Romeo Giulia GTA								
		1. Alain VÖGELE													
1	1	2:00.248	39.768	40.166	40.314	113.8	2:00.248	24	1	1:54.828	31.514	41.206	42.108	119.2	46:23.830
2	1	1:51.123	30.746	40.699	39.678	123.1	3:51.371	25	1	1:54.290	30.704	41.160	42.426	119.7	48:18.120
3	1	1:49.238	30.034	39.481	39.723	125.3	5:40.609	26	1	1:56.602	32.342	41.134	43.126	117.4	50:14.722
16		David Tomlin					Ford Lotus Cortina								
		1. David TOMLIN													
		2. Richard MEADEN													
1	1	1:50.735	35.811	37.978	36.946	123.6	1:50.735	27	1	1:42.847	27.907	37.426	37.514	133.0	3:34.539
2	1	1:41.963	27.647	37.431	36.885	134.2	3:32.698	28	1	1:43.205	28.331	37.359	37.515	132.6	5:17.744
3	1	1:43.592	27.332	39.275	36.985	132.1	5:16.290	29	1	1:42.849	27.876	37.424	37.549	133.0	7:00.593
4	1	1:43.133	27.523	38.564	37.046	132.7	6:59.423	30	1	2:37.340 B	37.295	43.446	1:16.599	87.0	59:08.940
5	1	1:45.248	27.464	40.896	36.888	130.0	8:44.671	31	1	2:02.031	39.167	40.953	41.911	112.1	1:01:10.971
6	1	1:41.528	27.536	37.178	36.814	134.8	10:26.199								
7	1	1:41.810	27.818	37.148	36.844	134.4	12:08.009								
8	1	1:41.573	27.264	37.478	36.831	134.7	13:49.582								
9	1	1:42.102	27.865	37.421	36.816	134.0	15:31.684								
10	1	1:42.307	28.239	37.151	36.917	133.8	17:13.991								
11	1	1:41.687	27.409	37.225	37.053	134.6	18:55.678								
12	1	1:40.828	27.167	36.936	36.725	135.7	20:36.506								
13	1	1:41.534	27.155	36.998	37.381	134.8	22:18.040								
14	1	1:41.007	27.224	36.682	37.101	135.5	23:59.047								
15	1	1:40.266	27.097	36.740	36.429	136.5	25:39.313								
16	1	1:40.485	26.993	36.796	36.696	136.2	27:19.798								
17	1	1:40.762	26.998	36.969	36.795	135.8	29:00.560								
18	1	3:02.194 B	27.214	37.344	1:57.636	75.1	32:02.754								
19	1	1:46.314	31.605	37.747	36.962	128.7	33:49.068								
20	1	1:40.832	27.088	37.074	36.670	135.7	35:29.900								
21	1	1:40.379	26.848	36.829	36.702	136.3	37:10.279								
22	1	1:40.707	26.830	37.035	36.842	135.9	38:50.986								
22		Michel Wanty					Astin Mini Cooper S								
		1. Michel WANTY													
		2. Mark VALDEKENS													
1	1	2:02.218	41.025	40.545	40.648	112.0	2:02.218	1	1	1:51.692	36.236	37.985	37.471	122.5	1:51.692
2	1	1:49.075	29.328	39.514	40.233	125.5	3:51.293	2	1	1:42.847	27.907	37.426	37.514	133.0	3:34.539
3	1	1:49.121	29.306	39.478	40.337	125.4	5:40.414	3	1	1:43.205	28.331	37.359	37.515	132.6	5:17.744
4	1	1:49.314	29.467	39.166	40.681	125.2	7:29.728	4	1	1:42.849	27.876	37.424	37.549	133.0	7:00.593
5	1	1:49.065	29.438	39.180	40.447	125.5	9:18.793	5	1	1:42.838	27.714	37.732	37.392	133.1	8:43.431
6	1	1:49.185	29.587	39.239	40.359	125.3	11:07.978	6	1	1:42.277	27.696	37.062	37.519	133.8	10:25.708
7	1	1:49.283	29.507	39.145	40.631	125.2	12:57.261	7	1	1:42.184	27.824	36.971	37.389	133.9	12:07.892
8	1	1:49.254	29.575	39.325	40.354	125.2	14:46.515	8	1	1:42.509	27.940	37.185	37.384	133.5	13:50.401
9	1	1:50.035	29.665	40.048	40.322	124.4	16:36.550	9	1	1:42.262	27.532	37.213	37.517	133.8	15:32.663
10	1	1:48.867	29.492	38.925	40.450	125.7	18:25.417	10	1	1:42.098	27.715	37.150	37.233	134.0	17:14.761
11	1	1:48.985	29.543	39.303	40.139	125.6	20:14.402	11	1	1:42.149	27.640	37.265	37.244	134.0	18:56.910
12	1	1:48.484	29.336	38.894	40.254	126.1	22:02.886	12	1	1:41.625	27.469	36.946	37.210	134.6	20:38.535
13	1	1:48.819	29.610	38.901	40.308	125.7	23:51.705	13	1	1:42.071	27.614	37.046	37.411	134.1	22:20.606
14	1	1:49.202	30.089	39.002	40.111	125.3	25:40.907	14	1	1:42.075	27.637	36.963	37.475	134.1	24:02.681
15	1	1:49.064	29.087	38.683	41.294	125.5	27:29.971	15	1	1:42.124	27.761	36.964	37.399	134.0	25:44.805
16	1	1:49.603	29.342	39.791	40.470	124.8	29:19.574	16	1	1:42.171	27.607	36.973	37.591	133.9	27:26.976
17	1	3:27.730 B	29.543	39.053	2:19.134	65.9	32:47.304	17	1	1:42.117	27.764	37.008	37.345	134.0	29:09.093
18	1	2:06.720	42.412	42.785	41.523	108.0	34:54.024	18	1	1:42.715	27.843	37.320	37.552	133.2	30:51.808
19	1	1:57.076	32.902	42.429	41.745	116.9	36:51.100	19	1	3:02.321 B	27.759	37.062	1:57.500	75.1	33:54.129
20	1	1:54.560	30.154	42.691	41.715	119.4	38:45.660	20	1	1:47.946	32.363	37.791	37.792	126.8	35:42.075
21	1	1:54.205	30.583	42.047	41.575	119.8	40:39.865	21	1	1:45.164	28.233	39.072	37.859	130.1	37:27.239
22	1	1:54.877	30.586	42.503	41.788	119.1	42:34.742	22	1	1:43.552	28.286	37.643	37.623	132.1	39:10.791
23	1	1:54.260	30.809	41.564	41.887	119.8	44:29.002	23	1	1:44.070	28.401	37.738	37.931	131.5	40:54.861
27		Andrea Stortoni					Austin Mini Cooper S								
		1. Andrea STORTONI													
1	1	1:55.761	37.786	39.083	38.892	118.2	1:55.761	24	1	1:43.179	28.259	37.326	37.594	132.6	42:38.040
2	1	1:44.164	28.055	37.697	38.412	131.4	3:39.925	25	1	1:43.601	28.413	37.524	37.664	132.1	44:21.641
29		Richard Parsons					Morris Mini Cooper S								
		1. Richard PARSONS													
		2. Martin GREAVES													
1	1	1:57.183	38.952	39.368	38.863	116.8	1:57.183	26	1	1:44.238	28.168	38.301	37.769	131.3	46:05.879
2	1	1:45.829	28.442	38.553	38.834	129.3	3:43.012	27	1	1:42.919	27.927	37.266	37.726	133.0	47:48.798
3	1	1:45.821	28.705	38.482	38.634	129.3	5:28.833	28	1	1:42.866	28.014	37.151	37.701	133.0	49:31.664



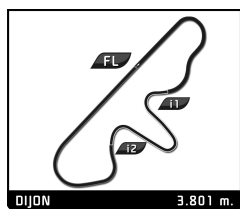


U2TC GRAND PRIX DE L'AGE D'OR RACE

Analysis

							■ Personal Best		■ Session Best		■ Crossing the finish line in pit lane				
Lap	D	Time	Sector 1	Sector 2	Sector 3	Kph	Elapsed	Lap	D	Time	Sector 1	Sector 2	Sector 3	Kph	Elapsed
40 S.H.R.T Swiss 1. Michael ERLICH Alfa Romeo Giulia Sprint GTA															
1	1	1:53.561	36.929	38.944	37.688	120.5	1:53.561								
2	1	1:42.874	27.923	37.468	37.483	133.0	3:36.435								
3	1	1:42.920	27.855	37.549	37.516	133.0	5:19.355								
4	1	1:42.772	27.762	37.640	37.370	133.1	7:02.127								
5	1	1:42.527	27.690	37.564	37.273	133.5	8:44.654								
6	1	1:42.972	28.340	37.300	37.332	132.9	10:27.626								
7	1	1:42.807	27.710	37.640	37.457	133.1	12:10.433								
8	1	1:42.551	27.691	37.409	37.451	133.4	13:52.984								
9	1	1:42.538	27.749	37.473	37.316	133.4	15:35.522								
10	1	1:42.739	27.700	37.411	37.628	133.2	17:18.261								
11	1	1:59.116	27.772	37.564	53.780	114.9	19:17.377								
12	1	1:43.995	28.663	37.721	37.611	131.6	21:01.372								
13	1	1:43.159	27.597	37.767	37.795	132.6	22:44.531								
14	1	3:07.810 B	29.030	37.397	2:01.383	72.9	25:52.341								
15	1	1:48.309	33.427	37.407	37.475	126.3	27:40.650								
16	1	1:44.106	28.065	37.981	38.060	131.4	29:24.756								
17	1	1:43.919	28.358	37.706	37.855	131.7	31:08.675								
18	1	1:43.761	28.078	37.904	37.779	131.9	32:52.436								
19	1	1:44.550	28.677	38.027	37.846	130.9	34:36.986								
20	1	1:44.311	28.451	37.828	38.032	131.2	36:21.297								
21	1	1:44.072	28.303	37.993	37.776	131.5	38:05.369								
22	1	1:44.680	28.251	38.152	38.277	130.7	39:50.049								
23	1	1:45.116	28.234	38.731	38.151	130.2	41:35.165								
57 William Ward 1. William WARD Austin Mini Cooper S															
1	1	1:54.395	37.553	38.953	37.889	119.6	1:54.395								
2	1	1:43.416	27.886	37.763	37.767	132.3	3:37.811								
3	1	1:44.269	28.138	37.934	38.197	131.2	5:22.080								
4	1	1:43.819	28.254	37.679	37.886	131.8	7:05.899								
5	1	1:43.998	28.162	37.833	38.003	131.6	8:49.897								
6	1	1:43.846	28.058	37.722	38.066	131.8	10:33.743								
7	1	1:43.896	28.059	37.646	38.191	131.7	12:17.639								
8	1	1:44.198	28.051	37.908	38.239	131.3	14:01.837								
9	1	1:43.956	28.530	37.594	37.832	131.6	15:45.793								
10	1	1:43.951	28.114	37.839	37.998	131.6	17:29.744								
11	1	1:43.125	28.051	37.461	37.613	132.7	19:12.869								
12	1	1:43.744	28.572	37.331	37.841	131.9	20:56.613								
13	1	1:43.468	27.947	37.291	38.230	132.2	22:40.081								
14	1	1:43.808	28.067	37.685	38.056	131.8	24:23.889								
15	1	1:43.690	28.064	37.549	38.077	132.0	26:07.579								
16	1	3:20.953 B	28.163	37.708	2:15.082	68.1	29:28.532								
17	1	1:53.238	35.286	38.942	39.010	120.8	31:21.770								
18	1	1:44.234	28.293	37.700	38.241	131.3	33:06.004								
19	1	1:44.500	28.171	38.122	38.207	130.9	34:50.504								
20	1	1:44.264	28.114	37.858	38.292	131.2	36:34.768								
21	1	1:43.947	28.213	37.633	38.101	131.6	38:18.715								
22	1	1:44.516	28.343	37.710	38.463	130.9	40:03.231								
23	1	1:44.405	28.480	37.624	38.301	131.1	41:47.636								
24	1	1:43.429	28.261	37.524	37.644	132.3	43:31.065								
25	1	1:43.463	28.135	37.641	37.687	132.3	45:14.528								
26	1	1:42.985	28.133	37.209	37.643	132.9	46:57.513								
27	1	1:42.696	27.702	37.330	37.664	133.2	48:40.209								
28	1	1:44.331	28.423	37.145	38.763	131.2	50:24.540								
29	1	1:44.164	28.183	37.778	38.203	131.4	52:08.704								
30	1	1:43.572	27.998	37.661	37.913	132.1	53:52.276								
31	1	1:43.707	28.230	37.256	38.221	131.9	55:35.983								
32	1	1:42.996	27.826	37.139	38.031	132.9	57:18.979								
33	1	1:43.013	28.037	37.100	37.876	132.8	59:01.992								
34	1	1:42.761	27.800	37.122	37.839	133.2	1:00:44.753								
62 Patrick Wilwert 1. Patrick WILWERT 2. Tom MAILLIET Alfa Romeo Giulia TI Super															
1	1	2:02.105	41.503	40.619	39.983	112.1	2:02.105								
2	1	1:50.706	30.308	39.775	40.623	123.6	3:52.811								
3	1	1:49.427	29.769	39.438	40.220	125.0	5:42.238								
4	1	1:50.332	30.046	39.864	40.422	124.0	7:32.570								
5	1	1:50.285	30.377	39.438	40.470	124.1	9:22.855								
6	1	1:49.927	30.146	39.423	40.358	124.5	11:12.782								



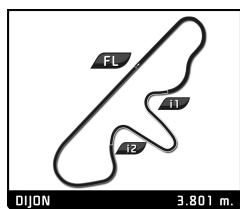


U2TC GRAND PRIX DE L'AGE D'OR RACE

Analysis

							■ Personal Best ■ Session Best ■ B Crossing the finish line in pit lane								
Lap	D	Time	Sector 1	Sector 2	Sector 3	Kph	Elapsed	Lap	D	Time	Sector 1	Sector 2	Sector 3	Kph	Elapsed
63 Grant Tromans 1. Grant TROMANS 2. Richard MEADEN Ford Lotus Cortina MK1															
1	1	1:45.543	32.560	36.232	36.751	129.6	1:45.543								
2	1	1:39.037	26.656	35.782	36.599	138.2	3:24.580								
3	1	1:39.523	26.600	36.375	36.548	137.5	5:04.103								
4	1	1:39.538	26.655	36.401	36.482	137.5	6:43.641								
5	1	1:39.825	26.877	36.269	36.679	137.1	8:23.466								
6	1	1:41.207	27.173	36.698	37.336	135.2	10:04.673								
7	1	1:40.843	27.122	36.530	37.191	135.7	11:45.516								
8	1	1:42.098	28.087	37.005	37.006	134.0	13:27.614								
69 John Avill 1. John AVILL 2. Ross HYETT Ford Lotus Cortina															
1	1	1:49.099	34.924	37.329	36.846	125.4	1:49.099								
2	1	1:41.901	27.481	37.284	37.136	134.3	3:31.000								
3	1	1:42.118	27.614	37.379	37.125	134.0	5:13.118								
4	1	1:42.260	27.689	37.303	37.268	133.8	6:55.378								
5	1	1:42.189	27.267	37.549	37.373	133.9	8:37.567								
6	1	1:41.510	27.319	37.095	37.096	134.8	10:19.077								
7	1	1:42.674	27.654	37.758	37.262	133.3	12:01.751								
8	1	1:42.215	27.526	37.470	37.219	133.9	13:43.966								
9	1	1:43.074	28.147	37.510	37.417	132.8	15:27.040								
10	1	1:42.957	27.712	37.604	37.641	132.9	17:09.997								
11	1	1:42.123	27.561	37.139	37.423	134.0	18:52.120								
12	1	1:41.888	27.455	37.154	37.279	134.3	20:34.008								
13	1	1:41.902	27.718	36.890	37.294	134.3	22:15.910								
14	1	1:41.353	27.319	36.860	37.174	135.0	23:57.263								
15	1	1:41.984	27.504	37.158	37.322	134.2	25:39.247								
16	1	1:42.069	27.764	37.220	37.085	134.1	27:21.316								
17	1	1:42.181	27.673	37.242	37.266	133.9	29:03.497								
18	1	1:42.117	27.687	37.082	37.348	134.0	30:45.614								
19	1	3:02.784 B	27.851	37.996	1:56.937	74.9	33:48.398								
20	1	1:48.404	33.195	37.566	37.643	126.2	35:36.802								
21	1	1:42.270	27.655	37.353	37.262	133.8	37:19.072								
22	1	1:42.033	27.675	37.192	37.166	134.1	39:01.105								
23	1	1:42.675	27.708	37.429	37.538	133.3	40:43.780								
24	1	1:42.813	27.502	37.555	37.756	133.1	42:26.593								
25	1	1:42.946	27.717	36.991	38.238	132.9	44:09.539								
26	1	1:42.649	27.294	37.871	37.484	133.3	45:52.188								
27	1	1:42.655	27.522	37.520	37.613	133.3	47:34.843								
28	1	1:42.328	27.295	37.378	37.655	133.7	49:17.171								
29	1	1:42.837	27.481	37.204	38.152	133.1	51:00.008								
30	1	1:42.537	27.632	37.301	37.604	133.5	52:42.545								
31	1	1:41.833	27.740	36.967	37.126	134.4	54:24.378								
32	1	1:42.600	27.830	37.120	37.650	133.4	56:06.978								
80 Oliver Ford 1. Oliver FORD Lotus Cortina															
1	1	1:55.971	38.298	38.854	38.819	118.0	1:55.971								
2	1	1:44.763	28.529	37.868	38.366	130.6	3:40.734								
3	1	1:44.903	28.550	37.953	38.400	130.4	5:25.637								
4	1	1:44.657	28.898	37.902	37.857	130.7	7:10.294								
5	1	1:44.827	28.593	37.847	38.387	130.5	8:55.121								
6	1	1:43.845	28.427	37.764	37.654	131.8	10:38.966								
7	1	1:43.989	28.090	37.776	38.123	131.6	12:22.955								
8	1	1:43.808	28.236	37.597	37.975	131.8	14:06.763								
9	1	1:43.884	28.223	37.735	37.926	131.7	15:50.647								
10	1	1:43.369	28.253	37.506	37.610	132.4	17:34.016								
11	1	1:43.567	28.127	37.615	37.825	132.1	19:17.583								
12	1	1:43.168	28.114	37.315	37.739	132.6	21:00.751								
13	1	1:43.606	27.968	37.751	37.887	132.1	22:44.357								
14	1	1:43.583	28.128	37.593	37.862	132.1	24:27.940								
15	1	1:43.393	28.117	37.476	37.800	132.3	26:11.333								
16	1	1:43.609	28.078	37.305	38.226	132.1	27:54.942								
17	1	1:43.689	28.132	37.395	38.162	132.0	29:38.631								
18	1	1:43.710	28.303	37.616	37.791	131.9	31:22.341								
19	1	1:44.034	28.466	37.520	38.048	131.5	33:06.375								
20	1	6:52.901 B	28.752	38.721	5:45.428	33.1	39:59.276								
21	1	1:51.588	35.245	38.074	38.269	122.6	41:50.864								
22	1	1:43.227	28.121	37.363	37.743	132.6	43:34.091								
23	1	3:02.080 B	27.939	39.143	1:54.998	75.2	46:36.171								
24	1	1:49.819	33.526	38.043	38.250	124.6	48:25.990								
25	1	1:44.181	28.114	37.962	38.105	131.3	50:10.171								
26	1	1:44.056	28.440	37.648	37.968	131.5	51:54.227								
27	1	1:44.436	28.242	37.875	38.319	131.0	53:38.663								
28	1	1:44.747	28.824	37.638	38.285	130.6	55:23.410								
29	1	1:44.728	29.109	37.778	37.841	130.7	57:08.138								
30	1	1:43.384	28.151	37.498	37.735	132.4	58:51.522								
31	1	1:43.578	28.176	37.433	37.969	132.1	1:00:35.100								
92 Steve Jones 1. Steve JONES Morris Mini Cooper S															
1	1	1:54.375	37.261	38.868	38.246	119.6	1:54.375								
2	1	1:44.770	28.609	38.267	37.894	130.6	3:39.145								
3	1	1:44.105	28.056	38.275	37.774	131.4	5:23.250								
4	1	1:43.381	28.106	37.515	37.760	132.4	7:06.631								
5	1	1:43.790	28.055	38.055	37.680	131.8	8:50.421								
6	1	1:43.952	28.290	37.909	37.753	131.6	10:34.373								
7	1	1:43.624	27.978	37.806	37.840	132.1	12:17.997								
8	1	1:43.895	28.307	37.722	37.866	131.7	14:01.892								
9	1	1:43.212	27.823	37.519	37.870	132.6	15:45.104								
10	1	1:43.892	27.890	37.649	38.353	131.7	17:28.996								
11	1	1:43.452	27.939	37.523	37.990	132.3	19:12.448								
12	1	1:43.812	28.522	37.345	37.945	131.8	20:56.260								
13	1	1:44.347	28.582	37.717	38.048	131.1	22:40.607								
14	1	1:44.108	28.029	38.107	37.972	131.4	24:24.715								
15	1	1:43.110	27.794	37.673	37.643	132.7	26:07.825								
16	1	3:30.623 B	28.283	38.131	2:24.209	65.0	29:38.448								
17	1	1:49.019	33.123	37.772	38.124	125.5	31:27.467								



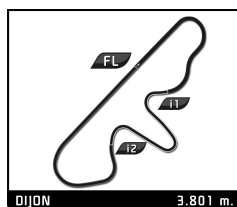


U2TC GRAND PRIX DE L'AGE D'OR RACE

Analysis

								Personal Best		Session Best		B Crossing the finish line in pit lane			
Lap	D	Time	Sector 1	Sector 2	Sector 3	Kph	Elapsed	Lap	D	Time	Sector 1	Sector 2	Sector 3	Kph	Elapsed
18	1	1:43.269	28.000	37.432	37.837	132.5	33:10.736	7	1	1:39.677	26.800	36.383	36.494	137.3	11:46.236
19	1	1:43.171	27.775	37.787	37.609	132.6	34:53.907	8	1	1:40.277	27.070	36.663	36.544	136.5	13:26.513
20	1	1:43.074	27.642	37.758	37.674	132.8	36:36.981	9	1	1:40.308	27.074	36.413	36.821	136.4	15:06.821
21	1	1:43.150	27.945	37.511	37.694	132.7	38:20.131	10	1	1:40.482	27.031	36.659	36.792	136.2	16:47.303
22	1	1:43.724	27.862	37.874	37.988	131.9	40:03.855	11	1	1:40.609	27.028	36.691	36.890	136.0	18:27.912
23	1	1:43.821	28.336	37.832	37.653	131.8	41:47.676	12	1	1:40.955	27.384	37.133	36.438	135.5	20:08.867
24	1	1:43.167	27.582	37.491	38.094	132.6	43:30.843	13	1	1:40.164	27.045	36.632	36.487	136.6	21:49.031
25	1	1:43.307	27.985	37.606	37.716	132.5	45:14.150	14	1	1:40.708	27.397	36.620	36.691	135.9	23:29.739
26	1	1:43.276	27.871	37.531	37.874	132.5	46:57.426	15	1	1:40.495	27.258	36.491	36.746	136.2	25:10.234
27	1	1:44.035	28.271	37.850	37.914	131.5	48:41.461	16	1	1:40.512	27.080	36.609	36.823	136.1	26:50.746
28	1	1:43.901	28.251	37.660	37.990	131.7	50:25.362	17	1	1:40.596	27.161	36.654	36.781	136.0	28:31.342
29	1	1:44.174	27.993	38.088	38.093	131.4	52:09.536	18	1	1:40.580	27.202	36.704	36.674	136.0	30:11.922
30	1	1:43.035	27.783	37.675	37.577	132.8	53:52.571	19	1	2:57.454 B	27.421	36.632	1:53.401	77.1	33:09.376
31	1	1:43.756	28.373	37.592	37.791	131.9	55:36.327	20	1	1:42.563	33.104	37.417	37.042	127.2	34:56.939
32	1	1:43.203	28.162	37.426	37.615	132.6	57:19.530	21	1	1:42.386	27.978	37.429	36.979	133.6	36:39.325
33	1	1:43.408	27.985	37.725	37.698	132.3	59:02.938	22	1	1:42.080	27.817	37.462	36.801	134.0	38:21.405
34	1	1:43.025	27.718	37.444	37.863	132.8	1:00:45.963	23	1	1:41.931	27.795	37.190	36.946	134.2	40:03.336
97 Damien Kohler Ford Lotus Cortina 1.Damien KOHLER								111 John Clark BMW 1800 Ti/SA 1.John CLARK 2.Andrew SMITH							
1	1	1:56.184	38.660	38.859	38.665	117.8	1:56.184	1	1	1:49.809	35.388	37.604	36.817	124.6	1:49.809
2	1	1:44.759	28.672	37.876	38.211	130.6	3:40.943	2	1	1:42.176	27.659	37.447	37.070	133.9	3:31.985
3	1	1:44.808	28.769	37.805	38.234	130.6	5:25.751	3	1	1:41.824	27.409	37.224	37.191	134.4	5:13.809
4	1	1:44.086	28.167	37.708	38.211	131.5	7:09.837	4	1	1:41.712	27.563	37.240	36.909	134.5	6:55.521
5	1	1:44.575	28.614	37.688	38.273	130.8	8:54.412	5	1	1:42.235	27.601	37.614	37.020	133.8	8:37.756
6	1	1:44.441	28.468	37.746	38.227	131.0	10:38.853	6	1	1:41.489	27.579	37.067	36.843	134.8	10:19.245
7	1	1:44.381	28.914	37.308	38.159	131.1	12:23.234	7	1	1:42.687	27.784	37.818	37.085	133.3	12:01.932
8	1	1:43.903	28.412	37.465	38.026	131.7	14:07.137	8	1	1:42.183	27.729	37.447	37.007	133.9	13:44.115
9	1	1:44.316	28.369	37.444	38.503	131.2	15:51.453	9	1	1:41.778	27.304	37.186	37.288	134.4	15:25.893
10	1	1:43.306	28.165	37.221	37.920	132.5	17:34.759	161 Alan Letts Ford Lotus Cortina 1.Alan LETTS 2.Geoffrey LETTS							
11	1	1:43.462	28.178	37.244	38.040	132.3	19:18.221	1	1	1:52.368	36.589	38.481	37.298	121.8	1:52.368
12	1	1:43.809	28.358	37.418	38.033	131.8	21:02.030	2	1	1:42.112	27.852	37.393	36.867	134.0	3:34.480
13	1	1:42.882	27.896	37.201	37.785	133.0	22:44.912	3	1	1:42.217	27.658	37.457	37.102	133.9	5:16.697
14	1	1:44.146	28.952	37.485	37.709	131.4	24:29.058	4	1	1:43.129	27.630	38.322	37.177	132.7	6:59.826
15	1	1:43.195	28.171	37.253	37.771	132.6	26:12.253	5	1	1:42.670	27.552	37.839	37.279	133.3	8:42.496
16	1	1:43.214	28.129	37.093	37.992	132.6	27:55.467	6	1	1:42.574	27.674	37.412	37.488	133.4	10:25.070
17	1	2:59.354 B	28.287	37.124	1:53.943	76.3	30:54.821	7	1	1:42.044	27.745	37.047	37.252	134.1	12:07.114
18	1	1:48.295	32.581	37.371	38.343	126.4	32:43.116	8	1	1:42.155	27.620	37.308	37.227	133.9	13:49.269
19	1	1:44.588	28.539	37.827	38.222	130.8	34:27.704	9	1	1:42.318	27.787	37.073	37.458	133.7	15:31.587
20	1	1:43.951	28.281	37.369	38.301	131.6	36:11.655	10	1	1:42.140	27.621	37.315	37.204	134.0	17:13.727
21	1	1:43.705	28.211	37.430	38.064	131.9	37:55.360	11	1	1:42.095	28.211	37.246	36.638	134.0	18:55.822
22	1	1:44.017	28.216	37.442	38.359	131.6	39:39.377	12	1	1:42.029	27.528	37.124	37.377	134.1	20:37.851
23	1	1:44.214	28.202	37.430	38.582	131.3	41:23.591	13	1	1:41.624	27.494	37.017	37.113	134.6	22:19.475
24	1	1:44.867	28.433	37.739	38.695	130.5	43:08.458								
25	1	1:43.850	28.258	37.209	38.383	131.8	44:52.308								
26	1	1:44.098	28.256	37.533	38.309	131.4	46:36.406								
27	1	1:43.391	28.111	37.227	38.053	132.3	48:19.797								
28	1	1:45.473	28.874	37.576	39.023	129.7	50:05.270								
100 Richard Shaw BMW 1800 TiSA 1.Richard SHAW 2.Jackie OLIVER															
1	1	1:46.243	33.470	36.494	36.279	128.8	1:46.243								
2	1	1:40.532	27.233	36.459	36.840	136.1	3:26.775								
3	1	1:40.129	27.090	36.458	36.581	136.7	5:06.904								
4	1	1:40.155	27.029	36.492	36.634	136.6	6:47.059								
5	1	1:39.935	26.987	36.568	36.380	136.9	8:26.994								
6	1	1:39.565	26.895	36.407	36.263	137.4	10:06.559								





U2TC GRAND PRIX DE L'AGE D'OR RACE

Analysis

■ Personal Best
 ■ Session Best
 ■ B Crossing the finish line in pit lane

Lap	D	Time	Sector 1	Sector 2	Sector 3	Kph	Elapsed	Lap	D	Time	Sector 1	Sector 2	Sector 3	Kph	Elapsed
14	1	1:42.065	27.659	37.175	37.231	134.1	24:01.540	15	1	1:43.163	28.378	37.184	37.601	132.6	25:36.170
15	1	1:42.394	27.596	37.165	37.633	133.6	25:43.934	16	1	1:41.381	27.611	36.566	37.204	135.0	27:17.551
16	1	1:42.333	27.650	37.342	37.341	133.7	27:26.267	17	1	1:41.330	27.542	36.704	37.084	135.0	28:58.881

166		Lukas Hüni		Alfa Romeo Giulia Sprint GTA											
		1.Thomas STUDER													
		2.Carlo VÖGELE													
Lap	D	Time	Sector 1	Sector 2	Sector 3	Kph	Elapsed	Lap	D	Time	Sector 1	Sector 2	Sector 3	Kph	Elapsed
1	1	2:00.213	40.600	40.041	39.572	113.8	2:00.213	21	1	3:04.039 B	27.777	36.871	1:59.391	74.4	37:07.766
2	1	1:47.062	29.198	39.284	38.580	127.8	3:47.275	22	1	1:45.806	27.606	36.651	36.946	129.3	38:53.572
3	1	1:46.068	28.786	38.843	38.439	129.0	5:33.343	23	1	1:58.333	27.347	52.946	38.040	115.6	40:51.905
4	1	1:45.953	28.897	38.636	38.420	129.1	7:19.296	24	1	1:41.866	27.888	36.880	37.098	134.3	42:33.771
5	1	1:45.750	28.777	38.562	38.411	129.4	9:05.046	25	1	1:42.163	27.950	37.029	37.184	133.9	44:15.934
6	1	1:45.813	29.030	38.342	38.441	129.3	10:50.859	26	1	1:42.546	27.886	37.310	37.350	133.4	45:58.480
7	1	1:45.651	28.872	38.326	38.453	129.5	12:36.510	27	1	1:42.026	27.665	36.820	37.541	134.1	47:40.506
8	1	1:45.281	28.643	38.277	38.361	130.0	14:21.791	28	1	1:41.596	27.604	36.706	37.286	134.7	49:22.102
9	1	1:46.607	29.132	38.944	38.531	128.4	16:08.398	29	1	1:41.813	27.680	36.818	37.315	134.4	51:03.915
10	1	1:46.462	29.095	38.962	38.405	128.5	17:54.860	30	1	1:41.496	27.522	36.777	37.197	134.8	52:45.411
11	1	1:45.974	28.837	38.569	38.568	129.1	19:40.834	31	1	1:41.210	27.593	36.508	37.109	135.2	54:26.621
12	1	1:46.304	28.889	38.799	38.616	128.7	21:27.138	32	1	1:41.025	27.606	36.398	37.021	135.4	56:07.646
13	1	1:45.623	28.812	38.443	38.368	129.6	23:12.761	33	1	1:42.604	27.651	37.264	37.689	133.4	57:50.250
14	1	1:45.674	28.785	38.401	38.488	129.5	24:58.435	34	1	1:41.932	27.808	36.840	37.284	134.2	59:32.182
15	1	1:45.997	28.916	38.466	38.615	129.1	26:44.432	35	1	1:43.330	28.337	37.701	37.292	132.4	1:01:15.512
16	1	3:09.657 B	28.981	38.361	2:02.315	72.1	29:54.089								
17	1	1:53.046	34.913	39.166	38.967	121.0	31:47.135								
18	1	1:46.168	28.931	38.535	38.702	128.9	33:33.303								
19	1	1:46.721	29.360	38.377	38.984	128.2	35:20.024								
20	1	1:46.382	29.215	38.309	38.858	128.6	37:06.406								
21	1	1:46.741	29.288	39.116	38.337	128.2	38:53.147								
22	1	1:48.587	29.058	41.075	38.454	126.0	40:41.734								
23	1	1:47.339	29.200	39.414	38.725	127.5	42:29.073								
24	1	1:45.731	28.916	38.329	38.486	129.4	44:14.804								
25	1	1:46.608	28.464	39.500	38.644	128.4	46:01.412								
26	1	1:45.114	28.608	37.781	38.725	130.2	47:46.526								
27	1	1:44.864	28.616	37.841	38.407	130.5	49:31.390								
28	1	1:45.563	29.412	37.976	38.175	129.6	51:16.953								
29	1	1:44.378	28.442	37.572	38.364	131.1	53:01.331								
30	1	1:43.928	28.308	37.444	38.176	131.7	54:45.259								
31	1	1:44.626	28.345	37.663	38.618	130.8	56:29.885								
32	1	1:44.100	28.173	37.611	38.316	131.4	58:13.985								
33	1	1:44.083	27.976	37.698	38.409	131.5	59:58.068								
34	1	1:44.577	28.266	37.849	38.462	130.8	1:01:42.645								

179		Dominik Roschmann		Alfa Romeo Giulia Sprint GTA											
		1.Dominik ROSCHMANN													
Lap	D	Time	Sector 1	Sector 2	Sector 3	Kph	Elapsed	Lap	D	Time	Sector 1	Sector 2	Sector 3	Kph	Elapsed
1	1	1:48.561	34.681	36.767	37.113	126.0	1:48.561								
2	1	1:41.418	27.701	36.538	37.179	134.9	3:29.979								
3	1	1:41.570	27.622	36.797	37.151	134.7	5:11.549								
4	1	1:42.005	27.526	37.201	37.278	134.1	6:53.554								
5	1	1:41.908	27.476	37.091	37.341	134.3	8:35.462								
6	1	1:41.735	27.737	36.787	37.211	134.5	10:17.197								
7	1	1:41.868	27.562	36.886	37.420	134.3	11:59.065								
8	1	1:41.819	27.518	36.881	37.420	134.4	13:40.884								
9	1	1:42.050	27.778	36.968	37.304	134.1	15:22.934								
10	1	1:41.431	27.456	36.742	37.233	134.9	17:04.365								
11	1	1:41.884	27.598	36.718	37.568	134.3	18:46.249								
12	1	1:42.224	27.731	37.077	37.416	133.9	20:28.473								
13	1	1:42.289	27.881	37.001	37.407	133.8	22:10.762								
14	1	1:42.245	28.069	36.808	37.368	133.8	23:53.007								

