

**FORMULE JR.**  
GRAND PRIX DE L'AGE D'OR  
QUALIFYING

Final Classification

Nr.	Drivers	Team	Car	Cl	Time	Lap	Total	Gap	Kph	
1	60 C. TRABER	Christian Traber	Lola MK-II 1960	B2	<b>1:39.595</b>	8	9	-	-	<b>137.4</b>
2	5 R. LONGDON	Robin Longdon	Lola Mk2 1960	B2	<b>1:39.912</b>	4	15	+0.317	+0.317	<b>137.0</b>
3	25 A. TART	Jon Goddard-Watts	Bond FJ 1960	B2	<b>1:40.317</b>	9	15	+0.722	+0.405	<b>136.4</b>
4	73 N. WOODFORD	Noel Woodford	Gemini Mk 3A 1961	H	<b>1:40.399</b>	7	7	+0.804	+0.082	<b>136.3</b>
5	2 M. WOODHOUSE	Mark Woodhouse	Elva 100 1959	B2	<b>1:40.584</b>	14	14	+0.989	+0.185	<b>136.0</b>
6	8 T. DE LATRE DU BOSQUEAU	Thierry de Latre du Bosqueau	Cooper T45 1958	H	<b>1:40.737</b>	13	13	+1.142	+0.153	<b>135.8</b>
7	10 M. WALKER	Jon Goddard-Watts	Bond FJ 1960	B2	<b>1:41.587</b>	6	14	+1.992	+0.850	<b>134.7</b>
8	9 A. OLISOFF	Anthony Olisoff	Elfin Mk1 1960	B1	<b>1:45.047</b>	13	14	+5.452	+3.460	<b>130.3</b>
9	23 J. ARNOLD	John Arnold	Elva 100 1959	B2	<b>1:45.749</b>	13	14	+6.154	+0.702	<b>129.4</b>
10	4 G. BARRON	Graham Barron	Gemini MK2 1959	B1	<b>1:46.299</b>	13	13	+6.704	+0.550	<b>128.7</b>
11	48 P. HALFORD	Paul Halford	Autosud FJ 1959	A	<b>1:47.663</b>	4	8	+8.068	+1.364	<b>127.1</b>
12	15 I. PHILLIPS	Ian Phillips	BMC Mk 1 1960	B2	<b>1:48.265</b>	13	14	+8.670	+0.602	<b>126.4</b>
13	134 M. SEXTON	Michael Sexton	Gemini Mk II 1959	B2	<b>1:48.767</b>	7	14	+9.172	+0.502	<b>125.8</b>
14	14 F. HEKKER	Floris-jan Hekker	Rayberg FJ 1959	B2	<b>1:48.795</b>	13	14	+9.200	+0.028	<b>125.8</b>
15	51 L. KINCH	Larry Kinch	Gemini MK2 1960	B2	<b>1:48.897</b>	7	13	+9.302	+0.102	<b>125.7</b>
16	7 D. RABAGLIATI	Duncan Rabagliati	Alexis HF1 1959	B2	<b>1:49.073</b>	4	11	+9.478	+0.176	<b>125.5</b>
17	38 P. GUICHARD	Pierre Guichard	Faccioli FJ 1960	H	<b>1:49.384</b>	12	13	+9.789	+0.311	<b>125.1</b>
18	41 T. DE GRES	Tom De Gres	Stanguellini FJ 1960	A	<b>1:49.759</b>	6	11	+10.164	+0.375	<b>124.7</b>
19	6 N. TOLICH	Neil Tolich	Jocko Special FK 1959	A	<b>1:50.332</b>	4	13	+10.737	+0.573	<b>124.0</b>
20	95 B. HEMMING	Bill Hemming	Tojeiro FJ 1961	H	<b>1:54.741</b>	13	13	+15.146	+4.409	<b>119.3</b>
21	24 X. KINGSLAND	Xavier Kingsland	Hillwood FJ 1959	A	<b>1:54.827</b>	12	13	+15.232	+0.086	<b>119.2</b>
22	31 H. CIERS	Hans Ciers	Mallock MK 3 1963	H	<b>2:23.847</b>	10	10	+44.252	+29.020	<b>95.1</b>

Not classified:

34 J. OWEN

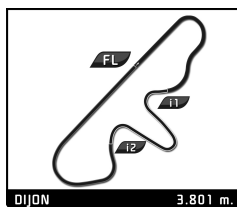
James Owen Gemini Mk 2 1959 B2

<b>Fastest Lap</b>	Lap 8	Christian TRABER	<b>1:39.595</b>	137.4 Kph
--------------------	-------	------------------	-----------------	-----------

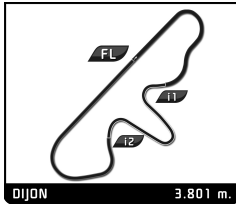
Published at: .....

Track Status: **DRY**

Stewards:	Timekeeper:
-----------	-------------


**FORMULE JR.**  
**GRAND PRIX DE L'AGE D'OR**  
**QUALIFYING**
**Best Sector Times**

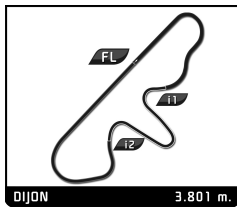
SECTOR 1			SECTOR 2		SECTOR 3		Pos	Team	Cl	Ideal Lap	Best Lap
Pos	Driver	Time	Driver	Time	Driver	Time					
1	60 C.TRABER	27.153	5 R.LONGDON	35.537	5 R.LONGDON	35.731	1	5 Robin Longdon	B2	1:38.921	1:39.912 (2)
2	8 T.DE LATRE DU BOSQUEAU	27.617	60 C.TRABER	35.694	73 N.WOODFORD	35.777	2	60 Christian Traber	B2	1:39.354	1:39.595 (1)
3	25 A.TART	27.618	2 M.WOODHOUSE	35.933	25 A.TART	35.870	3	25 Jon Goddard-Watts	B2	1:40.188	1:40.317 (3)
4	5 R.LONGDON	27.653	8 T.DE LATRE DU BOSQUEAU	35.979	60 C.TRABER	36.507	4	73 Noel Woodford	H	1:40.399	1:40.399 (4)
5	2 M.WOODHOUSE	27.738	73 N.WOODFORD	36.234	10 M.WALKER	36.594	5	8 Thierry de Latre du Bosqueau	H	1:40.451	1:40.737 (6)
6	10 M.WALKER	28.059	10 M.WALKER	36.497	8 T.DE LATRE DU BOSQUEAU	36.855	6	2 Mark Woodhouse	B2	1:40.584	1:40.584 (5)
7	73 N.WOODFORD	28.388	25 A.TART	36.700	2 M.WOODHOUSE	36.913	7	10 Jon Goddard-Watts	B2	1:41.150	1:41.587 (7)
8	9 A.OLISSOFF	28.863	9 A.OLISSOFF	37.158	9 A.OLISSOFF	38.139	8	9 Anthony Olisoff	B1	1:44.160	1:45.047 (8)
9	23 J.ARNOLD	29.047	23 J.ARNOLD	37.254	4 G.BARRON	38.644	9	23 John Arnold	B2	1:44.952	1:45.749 (9)
10	4 G.BARRON	29.393	4 G.BARRON	37.692	23 J.ARNOLD	38.651	10	4 Graham Barron	B1	1:45.729	1:46.299 (10)
11	48 P.HALFORD	29.723	38 P.GUICHARD	37.966	15 I.PHILLIPS	38.838	11	15 Ian Phillips	B2	1:47.234	1:48.265 (12)
12	7 D.RABAGLIATI	29.898	15 I.PHILLIPS	37.995	48 P.HALFORD	39.181	12	48 Paul Halford	A	1:47.440	1:47.663 (11)
13	134 M.SEXTON	30.049	51 L.KINCH	38.193	41 T.DE GRES	39.233	13	134 Michael Sexton	B2	1:47.951	1:48.767 (13)
14	14 F.HEKKER	30.307	41 T.DE GRES	38.496	134 M.SEXTON	39.269	14	51 Larry Kinch	B2	1:48.317	1:48.897 (15)
15	15 I.PHILLIPS	30.401	48 P.HALFORD	38.536	51 L.KINCH	39.457	15	14 Floris-ian Hekker	B2	1:48.518	1:48.795 (14)
16	6 N.TOLICH	30.584	14 F.HEKKER	38.563	14 F.HEKKER	39.648	16	38 Pierre Guichard	H	1:48.701	1:49.384 (17)
17	38 P.GUICHARD	30.607	134 M.SEXTON	38.633	38 P.GUICHARD	40.128	17	7 Duncan Rabagliati	B2	1:49.073	1:49.073 (16)
18	51 L.KINCH	30.667	6 N.TOLICH	38.792	7 D.RABAGLIATI	40.356	18	41 Tom De Gres	A	1:49.448	1:49.759 (18)
19	41 T.DE GRES	31.719	7 D.RABAGLIATI	38.819	95 B.HEMMING	40.417	19	6 Neil Tolich	A	1:50.267	1:50.332 (19)
20	24 X.KINGSLAND	32.435	24 X.KINGSLAND	39.275	6 N.TOLICH	40.891	20	24 Xavier Kingsland	A	1:53.386	1:54.827 (21)
21	95 B.HEMMING	33.313	95 B.HEMMING	40.075	24 X.KINGSLAND	41.676	21	95 Bill Hemming	H	1:53.805	1:54.741 (20)



**FORMULE JR.**  
GRAND PRIX DE L'AGE D'OR  
QUALIFYING

Fastest Lap Sequence

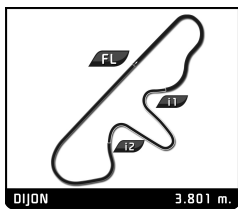
Practice Time	Team	Car	Class	Driver	Time	Kph	Lap
3:54.277	25 Jon Goddard-Watts	Bond FJ 1960	B2	Andrew TART	<b>1:45.115</b>	130.2	2
3:56.385	73 Noel Woodford	Gemini Mk 3A 1961	H	Noel WOODFORD	<b>1:43.965</b>	131.6	2
4:02.647	5 Robin Longdon	Lola Mk2 1960	B2	Robin LONGDON	<b>1:40.110</b>	136.7	2
7:22.935	5 Robin Longdon	Lola Mk2 1960	B2	Robin LONGDON	<b>1:39.912</b>	137.0	4
9:48.172	60 Christian Traber	Lola MK-II 1960	B2	Christian TRABER	<b>1:39.904</b>	137.0	5
13:07.991	60 Christian Traber	Lola MK-II 1960	B2	Christian TRABER	<b>1:39.800</b>	137.1	7
14:47.586	60 Christian Traber	Lola MK-II 1960	B2	Christian TRABER	<b>1:39.595</b>	137.4	8



FORMULE JR.  
GRAND PRIX DE L'AGE D'OR  
QUALIFYING

Analysis

							<span style="color: green;">■</span> Personal Best <span style="color: purple;">■</span> Session Best <span style="color: black;">■</span> B Crossing the finish line in pit lane								
Lap	D	Time	Sector 1	Sector 2	Sector 3	Kph	Elapsed	Lap	D	Time	Sector 1	Sector 2	Sector 3	Kph	Elapsed
<b>2</b> Mark Woodhouse 1. Mark WOODHOUSE Elva 100 1959 B2							3	1	1:50.740	30.908	38.941	40.891	76.8	6:41.505	
1	1	2:49.912	1:21.869	44.436	43.607	50.0	2:49.912	4	1	1:50.332	30.584	38.792	40.956	77.0	8:31.837
2	1	1:44.853	29.109	37.410	38.334	81.0	4:34.765	5	1	1:52.501	31.310	39.861	41.330	75.5	10:24.338
3	1	1:45.058	29.302	37.467	38.289	80.9	6:19.823	6	1	1:51.535	30.997	39.000	41.538	76.2	12:15.873
4	1	1:43.518	28.898	36.523	38.097	82.1	8:03.341	7	1	1:52.173	31.161	39.677	41.335	75.8	14:08.046
5	1	1:43.073	28.871	36.394	37.808	82.5	9:46.414	8	1	1:54.599	31.622	39.834	43.143	74.1	16:02.645
6	1	1:41.992	28.311	36.051	37.630	83.3	11:28.406	9	1	1:55.008	31.460	40.725	42.823	73.9	17:57.653
7	1	1:42.897	28.345	36.766	37.786	82.6	13:11.303	10	1	1:55.397	32.021	40.804	42.572	73.6	19:53.050
8	1	1:44.933	29.155	37.158	38.620	81.0	14:56.236	11	1	1:52.805	31.672	40.029	41.104	75.3	21:45.855
9	1	1:50.458	28.624	37.677	44.157	76.9	16:46.694	12	1	1:53.596	31.690	40.092	41.814	74.8	23:39.451
10	1	2:11.283	35.506	47.691	48.086	64.7	18:57.977	13	1	1:52.776	31.656	39.836	41.284	75.3	25:32.227
11	1	1:53.365	33.630	41.927	37.808	74.9	20:51.342								
12	1	1:41.573	27.887	36.157	37.529	83.6	22:32.915								
13	1	1:48.754	31.578	39.545	37.631	78.1	24:21.669								
14	1	1:40.584	27.738	35.933	36.913	84.5	26:02.253								
<b>4</b> Graham Barron 1. Graham BARRON Gemini MK2 1959 B1							1	1	2:50.960	1:20.910	44.307	45.743	49.7	2:50.960	
2	1	1:56.943	34.065	40.990	41.888	72.7	4:47.903	2	1	1:56.012	33.373	41.327	41.312	73.2	4:49.234
3	1	1:50.318	31.760	38.665	39.893	77.0	6:38.221	3	1	1:50.895	30.928	39.570	40.397	76.6	6:40.129
4	1	1:47.281	30.118	37.995	39.168	79.2	8:25.502	4	1	1:49.073	29.898	38.819	40.356	77.9	8:29.202
5	1	1:50.308	31.249	39.478	39.581	77.0	10:15.810	5	1	1:50.289	30.313	39.069	40.907	77.1	10:19.491
6	1	1:49.823	31.570	38.963	39.290	77.4	12:05.633	6	1	1:50.645	30.426	39.472	40.747	76.8	12:10.136
7	1	1:48.276	30.299	37.922	40.055	78.5	13:53.909	7	1	1:50.311	30.469	39.243	40.599	77.0	14:00.447
8	1	1:49.422	30.632	39.305	39.485	77.7	15:43.331	8	1	1:51.082	30.597	39.342	41.143	76.5	15:51.529
9	1	1:51.836	31.501	39.213	41.122	76.0	17:35.167	9	1	1:50.933	30.810	39.519	40.604	76.6	17:42.462
10	1	1:50.295	29.762	40.472	40.061	77.1	19:25.462	10	1	1:52.756	31.005	40.595	41.156	75.4	19:35.218
11	1	1:47.703	29.393	38.923	39.387	78.9	21:13.165	11	1	1:52.414	31.453	39.607	41.354	75.6	21:27.632
12	1	1:51.379	31.413	39.597	40.369	76.3	23:04.544								
13	1	1:46.299	29.963	37.692	38.644	79.9	24:50.843								
<b>8</b> Thierry de Latre du Bosqueau 1. Thierry DE LATRE DU BOSQUEAU Cooper T45 1958 H							1	1	4:22.133 B	2:06.691	39.096	1:36.346	32.4	4:22.133	
2	1	1:50.691	35.703	37.092	37.896	76.8	6:12.824	2	1	1:43.160	28.502	37.302	37.356	82.3	7:55.984
3	1	1:43.160	28.502	37.302	37.356	82.3	7:55.984	4	1	1:44.022	27.911	38.653	37.458	81.7	9:40.006
4	1	1:44.022	27.911	38.653	37.458	81.7	9:40.006	5	1	1:41.209	27.931	35.979	37.299	84.0	11:21.215
5	1	1:41.209	27.931	35.979	37.299	84.0	11:21.215	6	1	2:52.204 B	27.884	36.604	1:47.716	49.3	14:13.419
6	1	2:52.204 B	27.884	36.604	1:47.716	49.3	14:13.419	7	1	1:49.366	34.613	36.609	38.144	77.7	16:02.785
7	1	1:49.366	34.613	36.609	38.144	77.7	16:02.785	8	1	1:42.286	27.686	36.868	37.732	83.1	17:45.071
8	1	1:42.286	27.686	36.868	37.732	83.1	17:45.071	9	1	1:43.100	28.414	37.058	37.628	82.4	19:28.171
9	1	1:43.100	28.414	37.058	37.628	82.4	19:28.171	10	1	1:44.512	27.841	38.486	38.185	81.3	21:12.683
10	1	1:44.512	27.841	38.486	38.185	81.3	21:12.683	11	1	1:43.128	29.201	36.509	37.418	82.4	22:55.811
11	1	1:43.128	29.201	36.509	37.418	82.4	22:55.811	12	1	1:42.104	28.450	36.326	37.328	83.2	24:37.915
12	1	1:42.104	28.450	36.326	37.328	83.2	24:37.915	13	1	1:40.737	27.617	36.265	36.855	84.3	26:18.652
13	1	1:40.737	27.617	36.265	36.855	84.3	26:18.652								
<b>9</b> Anthony Olisoff 1. Anthony OLISOFF Elfin Mk1 1960 B1							1	1	2:49.055	1:19.216	44.362	45.477	50.2	2:49.055	
2	1	1:53.770	32.639	40.222	40.909	74.7	4:42.825	2	1	1:49.906	31.970	38.528	39.408	77.3	6:32.731
3	1	1:49.906	31.970	38.528	39.408	77.3	6:32.731	4	1	1:50.583	30.364	38.037	42.182	76.8	8:23.314
4	1	1:50.583	30.364	38.037	42.182	76.8	8:23.314	5	1	1:51.409	32.531	39.143	39.735	76.3	10:14.723
5	1	1:51.409	32.531	39.143	39.735	76.3	10:14.723	6	1	1:51.586	34.100	38.429	39.057	76.1	12:06.309
6	1	1:51.586	34.100	38.429	39.057	76.1	12:06.309	7	1	1:49.185	30.935	38.663	39.587	77.8	13:55.494
7	1	1:49.185	30.935	38.663	39.587	77.8	13:55.494	8	1	1:47.427	29.218	38.511	39.698	79.1	15:42.921
8	1	1:47.427	29.218	38.511	39.698	79.1	15:42.921	9	1	1:48.881	30.127	38.265	40.489	78.1	17:31.802
9	1	1:48.881	30.127	38.265	40.489	78.1	17:31.802	10	1	1:53.259	31.065	41.844	40.350	75.0	19:25.061
10	1	1:53.259	31.065	41.844	40.350	75.0	19:25.061	11	1	1:55.163	29.242	42.038	43.883	73.8	21:20.224
11	1	1:55.163	29.242	42.038	43.883	73.8	21:20.224	12	1	1:45.545	28.863	37.857	38.825	80.5	23:05.769
12	1	1:45.545	28.863	37.857	38.825	80.5	23:05.769								
<b>6</b> Neil Tolich 1. Neil TOUCH Jocko Special FK 1959 A							1	1	2:56.066	1:30.526	42.717	42.823	48.2	2:56.066	
2	1	1:54.699	32.405	40.869	41.425	74.1	4:50.765								



**FORMULE JR.**  
**GRAND PRIX DE L'AGE D'OR**  
**QUALIFYING**

Analysis

Personal Best Session Best B Crossing the finish line in pit lane

Lap	D	Time	Sector 1	Sector 2	Sector 3	Kph	Elapsed	Lap	D	Time	Sector 1	Sector 2	Sector 3	Kph	Elapsed
13	1	1:45.047	29.750	37.158	38.139	80.9	24:50.816	1	1	3:02.664	1:29.888	46.803	45.973	46.5	3:02.664
14	1	2:03.697	37.336	44.800	41.561	68.7	26:54.513	2	1	1:54.473	32.841	40.117	41.515	74.2	4:57.137

**10** **Jon Goddard-Watts** Bond FJ 1960  
1. Mike WALKER B2

1	1	2:43.097	1:13.248	46.675	43.174	52.1	2:43.097
2	1	1:56.184	35.514	41.228	39.442	73.1	4:39.281
3	1	1:48.880	31.292	38.788	38.800	78.1	6:28.161
4	1	1:45.507	30.156	37.550	37.801	80.5	8:13.668
5	1	1:43.141	28.964	36.873	37.304	82.4	9:56.809
6	1	1:41.587	28.354	36.497	36.736	83.6	11:38.396
7	1	1:42.304	28.384	37.173	36.747	83.1	13:20.700
8	1	1:41.922	28.059	36.656	37.207	83.4	15:02.622
9	1	1:41.648	28.100	36.619	36.929	83.6	16:44.270
10	1	1:47.945	28.475	40.213	39.257	78.7	18:32.215
11	1	1:48.411	30.337	40.207	37.867	78.4	20:20.626
12	1	1:43.790	28.740	38.032	37.018	81.8	22:04.416
13	1	1:42.193	28.528	36.896	36.769	83.2	23:46.609
14	1	1:43.503	29.691	37.218	36.594	82.1	25:30.112

**14** **Floris-jan Hekker** Rayberg FJ 1959  
1. Floris-jan HEKKER B2

1	1	2:39.996	1:14.255	43.134	42.607	53.1	2:39.996
2	1	1:55.381	32.473	40.605	42.303	73.6	4:35.377
3	1	1:50.473	30.928	39.104	40.441	76.9	6:25.850
4	1	1:53.646	31.983	40.513	41.150	74.8	8:19.496
5	1	1:54.191	33.107	39.979	41.105	74.4	10:13.687
6	1	1:51.619	32.091	39.523	40.005	76.1	12:05.306
7	1	1:50.538	31.579	38.839	40.120	76.9	13:55.844
8	1	1:50.181	30.969	39.564	39.648	77.1	15:46.025
9	1	1:50.711	30.794	39.994	39.923	76.8	17:36.736
10	1	1:50.654	30.990	39.629	40.035	76.8	19:27.390
11	1	1:49.168	30.397	38.926	39.845	77.8	21:16.558
12	1	1:49.510	30.411	39.043	40.056	77.6	23:06.068
13	1	1:48.795	30.307	38.563	39.925	78.1	24:54.863
14	1	1:50.660	31.298	39.124	40.238	76.8	26:45.523

**15** **Ian Phillips** BMC Mk 1 1960  
1. Ian PHILLIPS B2

1	1	2:50.035	1:20.402	44.382	45.251	50.0	2:50.035
2	1	1:55.044	34.573	39.879	40.592	73.8	4:45.079
3	1	1:49.541	31.465	39.238	38.838	77.6	6:34.620
4	1	1:48.597	30.742	37.995	39.860	78.2	8:23.217
5	1	1:49.824	31.740	38.732	39.352	77.4	10:13.041
6	1	1:49.161	30.957	38.464	39.740	77.9	12:02.202
7	1	1:49.328	30.996	38.254	40.078	77.7	13:51.530
8	1	1:49.535	31.758	38.530	39.247	77.6	15:41.065
9	1	1:49.905	30.727	38.838	40.340	77.3	17:30.970
10	1	1:50.918	31.024	39.814	40.080	76.6	19:21.888
11	1	1:49.856	30.895	38.637	40.324	77.4	21:11.744
12	1	1:49.392	30.851	38.764	39.777	77.7	23:01.136
13	1	1:48.265	30.401	38.484	39.380	78.5	24:49.401
14	1	1:51.630	31.608	40.677	39.345	76.1	26:41.031

**23** **John Arnold** Elva 100 1959  
1. John ARNOLD B2

1	1	2:09.162	49.780	40.140	39.242	65.8	2:09.162
2	1	1:45.115	29.722	38.318	37.075	80.9	3:54.277
3	1	1:43.653	28.343	37.700	37.610	82.0	5:37.930
4	1	1:42.124	28.277	37.181	36.666	83.2	7:20.054
5	1	1:41.744	28.007	37.081	36.656	83.5	9:01.798
6	1	1:43.013	28.264	37.854	36.895	82.5	10:44.811
7	1	1:42.911	27.799	38.434	36.678	82.6	12:27.722
8	1	1:40.870	28.036	36.913	35.921	84.3	14:08.592
9	1	1:40.317	27.747	36.700	35.870	84.7	15:48.909
10	1	1:43.192	28.306	37.362	37.524	82.3	17:32.101
11	1	1:42.159	28.054	37.385	36.720	83.2	19:14.260
12	1	1:41.882	28.034	37.118	36.730	83.4	20:56.142
13	1	1:42.153	27.950	37.771	36.432	83.2	22:38.295
14	1	1:41.549	27.688	37.090	36.771	83.6	24:19.844
15	1	1:40.926	27.618	37.004	36.304	84.2	26:00.770

**24** **Xavier Kingsland** Hillwood FJ 1959  
1. Xavier KINGSLAND A

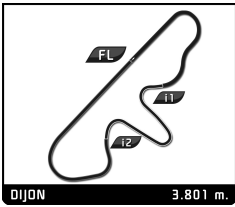
1	1	2:52.418	1:15.767	46.544	50.107	49.3	2:52.418
2	1	1:59.837	34.930	42.992	41.915	70.9	4:52.255
3	1	1:59.360	32.669	40.239	46.452	71.2	6:51.615
4	1	1:55.498	33.586	39.871	42.041	73.6	8:47.113
5	1	1:57.395	33.177	42.164	42.054	72.4	10:44.508
6	1	1:57.669	33.660	41.304	42.705	72.2	12:42.177
7	1	1:56.201	33.723	40.409	42.069	73.1	14:38.378
8	1	1:55.413	32.602	41.133	41.678	73.6	16:33.791
9	1	1:55.575	32.920	40.979	41.676	73.5	18:29.366
10	1	1:59.571	35.358	41.338	42.875	71.0	20:28.937
11	1	1:55.205	33.188	40.314	41.703	73.8	22:24.142
12	1	1:54.827	32.435	39.275	43.117	74.0	24:18.969
13	1	1:56.157	33.069	40.719	42.369	73.1	26:15.126

**25** **Jon Goddard-Watts** Bond FJ 1960  
1. Andrew TART B2

1	1	2:09.162	49.780	40.140	39.242	65.8	2:09.162
2	1	1:45.115	29.722	38.318	37.075	80.9	3:54.277
3	1	1:43.653	28.343	37.700	37.610	82.0	5:37.930
4	1	1:42.124	28.277	37.181	36.666	83.2	7:20.054
5	1	1:41.744	28.007	37.081	36.656	83.5	9:01.798
6	1	1:43.013	28.264	37.854	36.895	82.5	10:44.811
7	1	1:42.911	27.799	38.434	36.678	82.6	12:27.722
8	1	1:40.870	28.036	36.913	35.921	84.3	14:08.592
9	1	1:40.317	27.747	36.700	35.870	84.7	15:48.909
10	1	1:43.192	28.306	37.362	37.524	82.3	17:32.101
11	1	1:42.159	28.054	37.385	36.720	83.2	19:14.260
12	1	1:41.882	28.034	37.118	36.730	83.4	20:56.142
13	1	1:42.153	27.950	37.771	36.432	83.2	22:38.295
14	1	1:41.549	27.688	37.090	36.771	83.6	24:19.844
15	1	1:40.926	27.618	37.004	36.304	84.2	26:00.770

**31** **Hans Ciers** Mallock MK 3 1963  
1. Hans CIERS H

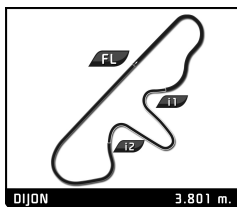
1	1	3:33.285				39.8	3:33.285
2	1	2:26.351				58.0	5:59.636
3	1	2:30.608				56.4	8:30.244
4	1	2:41.290				52.6	11:11.534
5	1	2:28.821				57.1	13:40.355



FORMULE JR.  
GRAND PRIX DE L'AGE D'OR  
QUALIFYING

Analysis

							Personal Best		Session Best		B Crossing the finish line in pit lane					
Lap	D	Time	Sector 1	Sector 2	Sector 3	Kph	Elapsed	Lap	D	Time	Sector 1	Sector 2	Sector 3	Kph	Elapsed	
<b>38</b> Pierre Guichard 1. Pierre GUICHARD							Faccioli FJ 1960								H	
1	1	3:15.740	1:44.174	44.942	46.624	43.4	3:15.740									
2	1	1:58.596	34.653	41.031	42.912	71.7	5:14.336									
3	1	1:53.951	32.815	39.896	41.240	74.6	7:08.287									
4	1	1:54.552	32.382	40.336	41.834	74.2	9:02.839									
5	1	1:58.630	33.014	41.255	44.361	71.6	11:01.469									
6	1	1:51.508	31.233	38.892	41.383	76.2	12:52.977									
7	1	1:52.819	30.672	40.159	41.988	75.3	14:45.796									
8	1	1:53.659	32.721	39.511	41.427	74.8	16:39.455									
9	1	1:53.527	31.234	40.545	41.748	74.8	18:32.982									
10	1	1:54.708	31.905	40.689	42.114	74.1	20:27.690									
11	1	1:53.215	32.309	40.170	40.736	75.1	22:20.905									
12	1	1:49.384	30.781	38.475	40.128	77.7	24:10.289									
13	1	1:49.709	30.607	37.966	41.136	77.4	25:59.998									
<b>60</b> Christian Traber 1. Christian TRABER							Lola MK-II 1960								B2	
1	1	2:59.589	1:42.129	38.754	38.706	47.3	2:59.589									
2	1	1:45.432	28.920	38.389	38.123	80.6	4:45.021									
3	1	1:42.136	28.391	36.246	37.499	83.2	6:27.157									
4	1	1:41.111	27.779	36.452	36.880	84.0	8:08.268									
5	1	1:39.904	27.491	35.906	36.507	85.1	9:48.172									
6	1	1:40.019	27.509	35.829	36.681	85.0	11:28.191									
7	1	1:39.800	27.382	35.792	36.626	85.1	13:07.991									
8	1	1:39.595	27.153	35.694	36.748	85.3	14:47.586									
9	1	1:40.186	27.500	35.941	36.745	84.8	16:27.772									
<b>73</b> Noel Woodford 1. Noel WOODFORD							Gemini Mk 3A 1961								H	
1	1	2:12.420	53.369	40.588	38.463	64.1	2:12.420									
2	1	1:43.965	30.323	37.009	36.633	81.7	3:56.385									
3	1	1:42.158	29.236	36.288	36.634	83.2	5:38.543									
4	1	1:42.213	29.448	36.382	36.383	83.2	7:20.756									
5	1	1:41.445	28.716	36.580	36.149	83.8	9:02.201									
6	1	1:43.552	29.475	36.865	37.212	82.0	10:45.753									
7	1	1:40.399	28.388	36.234	35.777	84.6	12:26.152									
<b>95</b> Bill Hemming 1. Bill HEMMING							Tojeiro FJ 1961								H	
1	1	3:19.006	1:45.726	48.001	45.279	42.7	3:19.006									
2	1	2:02.475	37.677	42.629	42.169	69.4	5:21.481									
3	1	1:59.093	34.943	41.796	42.354	71.3	7:20.574									
4	1	1:56.144	34.142	40.620	41.382	73.1	9:16.718									
5	1	1:56.319	34.829	40.679	40.811	73.0	11:13.037									
6	1	1:56.069	33.313	40.823	41.933	73.2	13:09.106									
7	1	1:55.548	33.599	40.075	41.874	73.5	15:04.654									
8	1	1:56.069	33.399	40.607	42.063	73.2	17:00.723									
9	1	1:59.591	34.525	43.521	41.545	71.0	19:00.314									
10	1	1:56.290	33.726	41.734	40.830	73.1	20:56.604									
11	1	1:56.632	33.611	41.596	41.425	72.8	22:53.236									
12	1	1:56.804	33.745	40.943	42.116	72.8	24:50.040									
13	1	1:54.741	33.756	40.568	40.417	74.1	26:44.781									
<b>134</b> Michael Sexton 1. Michael SEXTON							Gemini Mk II 1959								B2	
1	1	2:51.022	1:21.538	44.279	45.205	49.7	2:51.022									
2	1	1:51.994	32.846	39.790	39.358	75.9	4:43.016									
3	1	1:49.396	30.549	39.216	39.631	77.7	6:32.412									
4	1	1:50.754	31.358	39.071	40.325	76.7	8:23.166									
5	1	1:50.169	31.006	39.109	40.054	77.1	10:13.335									
6	1	1:49.682	31.042	38.994	39.646	77.5	12:03.017									
7	1	1:48.767	30.529	38.633	39.605	78.1	13:51.784									
8	1	1:49.549	30.471	38.985	40.093	77.6	15:41.333									
9	1	1:50.331	31.171	39.584	39.576	77.0	17:31.664									
<b>41</b> Tom De Gres 1. Tom DE GRES							Stanguellini FJ 1960								A	
1	1	3:16.372	1:43.825	48.106	44.441	43.3	3:16.372									
2	1	1:56.866	34.729	42.091	40.046	72.7	5:13.238									
3	1	1:52.746	32.597	40.267	39.882	75.4	7:05.984									
4	1	1:55.003	34.022	40.528	40.453	73.9	9:00.987									
5	1	1:56.064	34.016	39.509	42.539	73.2	10:57.051									
6	1	1:49.759	31.719	38.496	39.544	77.4	12:46.810									
7	1	1:51.035	32.571	39.231	39.233	76.5	14:37.845									
8	1	1:53.359	32.396	40.877	40.086	74.9	16:31.204									
9	1	1:57.059	33.982	41.707	41.370	72.6	18:28.263									
10	1	1:57.680	33.212	43.036	41.432	72.2	20:25.943									
11	1	1:54.869	33.390	40.302	41.177	74.0	22:20.812									
<b>48</b> Paul Halford 1. Paul HALFORD							Autosud FJ 1959								A	
1	1	2:52.136	1:24.743			49.3	2:52.136									
2	1	1:55.727	33.833			73.4	4:47.863									
3	1	1:49.167	30.654			77.8	6:37.030									
4	1	1:47.663	29.769	38.713	39.181	78.9	8:24.693									
5	1	1:50.517	31.552	39.516	39.449	76.9	10:15.210									
6	1	1:49.775	31.019			77.4	12:04.985									
7	1	1:47.962	29.723			78.7	13:52.947									
8	1	1:49.905	31.264	38.536	40.105	77.3	15:42.852									
<b>51</b> Larry Kinch 1. Larry KINCH							Gemini MK2 1960								B2	
1	1	2:52.729	1:30.918	41.424	40.387	49.2	2:52.729									
2	1	1:52.908	32.827	39.782	40.299	75.3	4:45.637									
3	1	1:49.052	31.338	38.257	39.457	77.9	6:34.689									
4	1	1:49.217	31.234	38.298	39.685	77.8	8:23.906									
5	1	1:50.496	31.378	39.333	39.785	76.9	10:14.402									
6	1	1:49.103	30.814	38.493	39.796	77.9	12:03.505									
7	1	1:48.897	30.667	38.262	39.968	78.1	13:52.402									

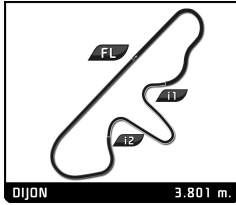


**FORMULE JR.**  
GRAND PRIX DE L'AGE D'OR  
QUALIFYING

Analysis

■ Personal Best   ■ Session Best   B Crossing the finish line in pit lane

Lap	D	Time	Sector 1	Sector 2	Sector 3	Kph	Elapsed	Lap	D	Time	Sector 1	Sector 2	Sector 3	Kph	Elapsed
10	1	1:51.677	30.654	41.754	39.269	76.1	19:23.341								
11	1	1:48.993	30.049	39.082	39.862	77.9	21:12.334								
12	1	1:49.299	30.526	39.263	39.510	77.7	23:01.633								
13	1	1:48.793	30.246	38.886	39.661	78.1	24:50.426								
14	1	1:53.098	31.042	42.423	39.633	75.1	26:43.524								



**FORMULE JR.**  
**GRAND PRIX DE L'AGE D'OR**  
**RACE 1 (20')**

Starting Grid

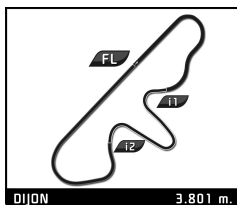
2:23.847 <b>Hans CIERS</b>	Hans Ciers	31	- 12 -	34	James Owen	James OWEN
1:54.741 <b>Bill HEMMING</b>	Bill Hemming	95	- 11 -	24	Xavier Kingsland	Xavier KINGSLAND
1:49.759 <b>Tom DE GRES</b>	Tom De Gres	41	- 10 -	6	Neil Tolich	Neil TOLICH
1:49.073 <b>Duncan RABAGLIATI</b>	Duncan Rabagliati	7	- 9 -	38	Pierre Guichard	Pierre GUICHARD
1:48.795 <b>Floris-ian HEKKER</b>	Floris-ian Hekker	14	- 8 -	51	Larry Kinch	Larry KINCH
1:48.265 <b>Ian PHILLIPS</b>	Ian Phillips	15	- 7 -	134	Michael Sexton	Michael SEXTON
1:46.299 <b>Graham BARRON</b>	Graham Barron	4	- 6 -	48	Paul Halford	Paul HALFORD
1:45.047 <b>Anthony OLISSOFF</b>	Anthony Olissoff	9	- 5 -	23	John Arnold	John ARNOLD
1:40.737 <b>Thierry DE LATRE DU BOSQUEAU</b>	Thierry de Latre du Bosqueau	8	- 4 -	10	Jon Goddard-Watts	Mike WALKER
1:40.399 <b>Noel WOODFORD</b>	Noel Woodford	73	- 3 -	2	Mark Woodhouse	Mark WOODHOUSE
1:39.912 <b>Robin LONGDON</b>	Robin Longdon	5	- 2 -	25	Jon Goddard-Watts	Andrew TART
			- 1 -	60	Christian Traber	Christian TRABER

↓  
**Pole**

Stewards:

Timekeeper:





**FORMULE JR.**  
**GRAND PRIX DE L'AGE D'OR**  
**RACE 1 ((20'))**

**Final Classification**

	Drivers	Team	Vehicle	Class	Laps	Total Time	Gap	Kph	Best Lap		
									Lap	Time	Kph
1	5 Robin LONGDON	Robin Longdon	Lola Mk2 1960	B2	13	<b>21:36.463</b>	-	137.2	5	<b>1:38.458</b>	139.0
2	25 Andrew TART	Jon Goddard-Watts	Bond FJ 1960	B2	13	<b>21:52.916</b>	+16.453	135.5	3	<b>1:39.540</b>	137.5
3	2 Mark WOODHOUSE	Mark Woodhouse	Elva 100 1959	B2	13	<b>21:53.606</b>	+17.143	135.4	8	<b>1:39.483</b>	137.5
4	10 Mike WALKER	Jon Goddard-Watts	Bond FJ 1960	B2	13	<b>21:57.652</b>	+21.189	135.0	8	<b>1:39.406</b>	137.7
5	8 Thierry DE LATRE DU BOSQUEAU	Thierry de Latre du Bosqueau	Cooper T45 1958	H	13	<b>22:35.139</b>	+58.676	131.3	11	<b>1:40.563</b>	136.1
6	134 Michael SEXTON	Michael Sexton	Gemini Mk II 1959	B2	13	<b>22:50.293</b>	+1:13.830	129.8	4	<b>1:43.243</b>	132.5
7	73 Noel WOODFORD	Noel Woodford	Gemini Mk 3A 1961	H	13	<b>22:51.116</b>	+1:14.653	129.7	2	<b>1:39.261</b>	137.9
8	15 Ian PHILLIPS	Ian Phillips	BMC Mk 1 1960	B2	13	<b>22:51.895</b>	+1:15.432	129.7	7	<b>1:42.515</b>	133.5
9	9 Anthony OLISSOFF	Anthony Olissoff	Elfin Mk1 1960	B1	13	<b>22:57.917</b>	+1:21.454	129.1	8	<b>1:43.980</b>	131.6
10	23 John ARNOLD	John Arnold	Elva 100 1959	B2	13	<b>23:00.393</b>	+1:23.930	128.9	6	<b>1:44.198</b>	131.3
11	38 Pierre GUICHARD	Pierre Guichard	Faccioli FJ 1960	H	13	<b>23:14.532</b>	+1:38.069	127.6	2	<b>1:44.925</b>	130.4
12	4 Graham BARRON	Graham Barron	Gemini MK2 1959	B1	12	<b>21:38.760</b>	1 Lap	126.4	11	<b>1:45.318</b>	129.9
13	51 Larry KINCH	Larry Kinch	Gemini MK2 1960	B2	12	<b>22:04.170</b>	1 Lap	124.0	4	<b>1:46.751</b>	128.2
14	14 Floris-jan HEKKER	Floris-jan Hekker	Rayberg FJ 1959	B2	12	<b>22:06.808</b>	1 Lap	123.8	2	<b>1:49.232</b>	125.3
15	95 Bill HEMMING	Bill Hemming	Tojeiro FJ 1961	H	12	<b>22:17.289</b>	1 Lap	122.8	2	<b>1:48.663</b>	125.9
16	41 Tom DE GRES	Tom De Gres	Stanguellini FJ 1960	A	12	<b>22:17.738</b>	1 Lap	122.7	9	<b>1:43.920</b>	131.7
17	6 Neil TOLICH	Neil Tolich	Jacko Special FK 1959	A	12	<b>22:19.278</b>	1 Lap	122.6	11	<b>1:48.943</b>	125.6
18	24 Xavier KINGSLAND	Xavier Kingsland	Hillwood FJ 1959	A	12	<b>22:22.424</b>	1 Lap	122.3	2	<b>1:47.231</b>	127.6
19	7 Duncan RABAGLIATI	Duncan Rabagliati	Alexis HF1 1959	B2	12	<b>22:31.388</b>	1 Lap	121.5	2	<b>1:49.452</b>	125.0
20	31 Hans CIERS	Hans Ciers	Mallock MK 3 1963	H	10	<b>21:49.226</b>	3 Laps	104.5	3	<b>2:01.167</b>	112.9

**Not classified:**

60 Christian TRABER	Christian Traber	Lola MK-II 1960	B2	9	<b>14:56.278</b>	9	<b>1:38.207</b>	139.3
---------------------	------------------	-----------------	----	---	------------------	---	-----------------	-------

**Not started**

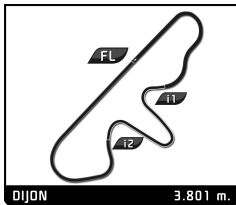
34 James OWEN	James Owen	Gemini Mk 2 1959	B2					
48 Paul HALFORD	Paul Halford	Autosud FJ 1959	A					

<b>Pole Position</b>	C. TRABER	<b>1:39.595</b>	137.4 Kph
<b>Fastest Lap</b>	Lap 9 Christian TRABER	<b>1:38.207</b>	139.3 Kph

Published at: .....

Track Status: **DRY**

<b>Stewards:</b>	<b>Timekeeper:</b>
------------------	--------------------



**FORMULE JR.**  
**GRAND PRIX DE L'AGE D'OR**  
**RACE 1**

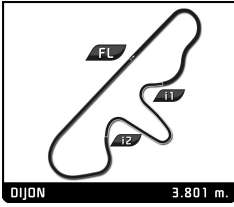
Final Classification by Class

Nr. Drivers	Team	Car	Laps	Total Time	Gap	Kph	Best Lap			
							Lap	Time	Kph	
<b>A</b>										
1	41 T. DE GRES	Tom De Gres	Stanguellini FJ 1960	12	<b>22:17.738</b>		122.7	9	<b>1:43.920</b>	131.7
2	6 N. TOLICH	Neil Tolich	Jocko Special FK 1959	12	<b>22:19.278</b>	+1.540	122.6	11	<b>1:48.943</b>	125.6
3	24 X. KINGSLAND	Xavier Kingsland	Hillwood FJ 1959	12	<b>22:22.424</b>	+4.686	122.3	2	<b>1:47.231</b>	127.6
<i>Not started</i>										
48	P. HALFORD	Paul Halford	Autosud FJ 1959			12 Laps	0.0			
<b>B1</b>										
1	9 A. OLISSOFF	Anthony Olisoff	Elfin Mk1 1960	13	<b>22:57.917</b>		129.1	8	<b>1:43.980</b>	131.6
2	4 G. BARRON	Graham Barron	Gemini MK2 1959	12	<b>21:38.760</b>	1 Laps	126.4	11	<b>1:45.318</b>	129.9
<b>B2</b>										
1	5 R. LONGDON	Robin Longdon	Lola Mk2 1960	13	<b>21:36.463</b>		137.2	5	<b>1:38.458</b>	139.0
2	25 A. TART	Jon Goddard-Watts	Bond FJ 1960	13	<b>21:52.916</b>	+16.453	135.5	3	<b>1:39.540</b>	137.5
3	2 M. WOODHOUSE	Mark Woodhouse	Elva 100 1959	13	<b>21:53.606</b>	+17.143	135.4	8	<b>1:39.483</b>	137.5
4	10 M. WALKER	Jon Goddard-Watts	Bond FJ 1960	13	<b>21:57.652</b>	+21.189	135.0	8	<b>1:39.406</b>	137.7
5	134 M. SEXTON	Michael Sexton	Gemini Mk II 1959	13	<b>22:50.293</b>	+113.830	129.8	4	<b>1:43.243</b>	132.5
6	15 I. PHILLIPS	Ian Phillips	BMC Mk 1 1960	13	<b>22:51.895</b>	+115.432	129.7	7	<b>1:42.515</b>	133.5
7	23 J. ARNOLD	John Arnold	Elva 100 1959	13	<b>23:00.393</b>	+123.930	128.9	6	<b>1:44.198</b>	131.3
8	51 L. KINCH	Larry Kinch	Gemini MK2 1960	12	<b>22:04.170</b>	1 Laps	124.0	4	<b>1:46.751</b>	128.2
9	14 F. HEKKER	Floris-jan Hekker	Rayberg FJ 1959	12	<b>22:06.808</b>	1 Laps	123.8	2	<b>1:49.232</b>	125.3
10	7 D. RABAGLIATI	Duncan Rabagliati	Alexis HF1 1959	12	<b>22:31.388</b>	1 Laps	121.5	2	<b>1:49.452</b>	125.0
<i>Not classified:</i>										
60	C. TRABER	Christian Traber	Lola MK-II 1960	9	<b>14:56.278</b>		137.4	9	<b>1:38.207</b>	139.3
<i>Not started</i>										
34	J. OWEN	James Owen	Gemini Mk 2 1959			13 Laps	0.0			
<b>H</b>										
1	8 T. DE LATRE DU BOSQUEAU	Thierry de Latre du Bosqueau	Cooper T45 1958	13	<b>22:35.139</b>		131.3	11	<b>1:40.563</b>	136.1
2	73 N. WOODFORD	Noel Woodford	Gemini Mk 3A 1961	13	<b>22:51.116</b>	+15.977	129.7	2	<b>1:39.261</b>	137.9
3	38 P. GUICHARD	Pierre Guichard	Faccioli FJ 1960	13	<b>23:14.532</b>	+39.393	127.6	2	<b>1:44.925</b>	130.4
4	95 B. HEMMING	Bill Hemming	Tojeiro FJ 1961	12	<b>22:17.289</b>	1 Laps	122.8	2	<b>1:48.663</b>	125.9
5	31 H. CIERS	Hans Ciers	Mallock MK 3 1963	10	<b>21:49.226</b>	3 Laps	104.5	3	<b>2:01.167</b>	112.9

Published at: .....

Track Status: **DRY**

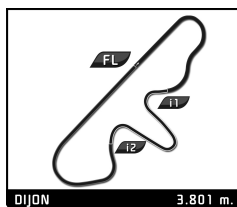
Stewards:	Timekeeper:
-----------	-------------



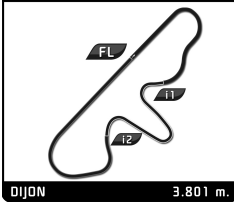
**FORMULE JR.**  
**GRAND PRIX DE L'AGE D'OR**  
**RACE 1**

Lap Chart

		LAP													
Nr	Pos	Pos	1	2	3	4	5	6	7	8	9	10	11	12	13
60	<b>1</b>	60	60	60	60	60	60	60	60	60	60	5	5	5	5
5	<b>2</b>	5	5	5	5	5	5	5	5	5	5	25	25	25	25
25	<b>3</b>	25	2	25	25	25	25	25	25	25	25	2	2	2	2
73	<b>4</b>	73	25	2	2	2	2	2	2	2	2	10	10	10	10
2	<b>5</b>	2	10	10	10	10	10	10	10	10	10	8	8	8	8
8	<b>6</b>	8	4	9	9	9	134	73	73	73	8	73	134	134	134
10	<b>7</b>	10	9	4	134	134	9	134	134	8	73	134	73	73	73
9	<b>8</b>	9	23	23	4	15	8	15	8	134	134	15	15	15	15
23	<b>9</b>	23	134	134	15	8	73	8	15	15	9	9	9	9	9
4	<b>10</b>	4	15	15	23	4	15	9	9	9	15	23	23	23	23
48	<b>11</b>	48	38	38	8	73	23	23	23	23	23	41	41	38	38
15	<b>12</b>	15	41	8	38	23	4	38	38	38	38	38	38	4	
134	<b>13</b>	134	14	41	73	38	38	41	41	41	41	4	4	51	
14	<b>14</b>	14	51	51	41	41	41	4	4	4	4	51	51	14	
51	<b>15</b>	51	8	14	51	51	51	51	51	51	51	14	14	95	
7	<b>16</b>	7	24	24	14	24	24	14	14	14	14	95	95	41	
38	<b>17</b>	38	7	73	24	14	14	24	24	24	24	24	6	6	
41	<b>18</b>	41	95	7	95	95	6	6	6	95	95	6	24	24	
6	<b>19</b>	6	6	95	7	7	95	95	95	6	6	7	7	7	
95	<b>20</b>	95	73	6	6	6	7	7	7	7	7	31			
24	<b>21</b>	24	31	31	31	31	31	31	31	31	31				
31	<b>22</b>	31													
34	<b>23</b>	34													


**FORMULE JR.**  
**GRAND PRIX DE L'AGE D'OR**  
**RACE 1**
**Best Sector Times**

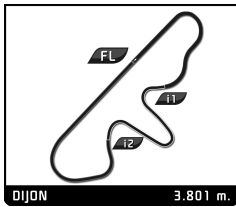
SECTOR 1			SECTOR 2			SECTOR 3			Pos	Team	Cl	Ideal Lap	Best Lap
Pos	Driver	Time	Driver	Time	Driver	Time	Pos	Team					
1	5 R.LONGDON	27.340	73 N.WOODFORD	34.988	73 N.WOODFORD	35.295	1	5 Robin Longdon	B2		1:38.090	1:38.458 (2)	
2	2 M.WOODHOUSE	27.377	5 R.LONGDON	35.067	25 A.TART	35.626	2	73 Noel Woodford	H		1:38.724	1:39.261 (3)	
3	25 A.TART	27.449	2 M.WOODHOUSE	35.413	5 R.LONGDON	35.683	3	2 Mark Woodhouse	B2		1:38.890	1:39.483 (5)	
4	8 T.DE LATRE DU BOSQUEAU	27.594	10 M.WALKER	35.655	10 M.WALKER	35.729	4	25 Jon Goddard-Watts	B2		1:39.041	1:39.540 (6)	
5	10 M.WALKER	27.705	8 T.DE LATRE DU BOSQUEAU	35.883	2 M.WOODHOUSE	36.100	5	10 Jon Goddard-Watts	B2		1:39.089	1:39.406 (4)	
6	9 A.OLISSOFF	28.420	25 A.TART	35.966	8 T.DE LATRE DU BOSQUEAU	36.562	6	8 Thierry de Latre du Bosqueau	H		1:40.039	1:40.563 (7)	
7	134 M.SEXTON	28.426	15 I.PHILLIPS	36.526	134 M.SEXTON	37.059	7	15 Ian Phillips	B2		1:42.411	1:42.515 (8)	
8	73 N.WOODFORD	28.441	41 T.DE GRES	36.839	41 T.DE GRES	37.128	8	134 Michael Sexton	B2		1:42.735	1:43.243 (9)	
9	15 I.PHILLIPS	28.734	9 A.OLISSOFF	36.899	15 I.PHILLIPS	37.151	9	41 Tom De Gres	A		1:43.012	1:43.920 (10)	
10	38 P.GUICHARD	28.867	4 G.BARRON	36.981	9 A.OLISSOFF	37.696	10	9 Anthony Olissoff	B1		1:43.015	1:43.980 (11)	
11	23 J.ARNOLD	28.944	23 J.ARNOLD	36.986	23 J.ARNOLD	37.959	11	23 John Arnold	B2		1:43.889	1:44.198 (12)	
12	41 T.DE GRES	29.045	38 P.GUICHARD	37.012	95 B.HEMMING	38.279	12	38 Pierre Guichard	H		1:44.207	1:44.925 (13)	
13	4 G.BARRON	29.421	134 M.SEXTON	37.250	38 P.GUICHARD	38.328	13	4 Graham Barron	B1		1:44.948	1:45.318 (14)	
14	14 F.HEKKER	29.798	51 L.KINCH	37.467	4 G.BARRON	38.546	14	51 Larry Kinch	B2		1:46.076	1:46.751 (15)	
15	51 L.KINCH	29.838	24 X.KINGSLAND	37.625	51 L.KINCH	38.771	15	24 Xavier Kingsland	A		1:46.991	1:47.231 (16)	
16	24 X.KINGSLAND	29.988	14 F.HEKKER	38.527	24 X.KINGSLAND	39.378	16	95 Bill Hemming	H		1:47.752	1:48.663 (17)	
17	6 N.TOLICH	29.991	6 N.TOLICH	38.641	7 D.RABAGLIATI	39.651	17	14 Floris-Jan Hekker	B2		1:48.145	1:49.232 (19)	
18	7 D.RABAGLIATI	30.405	95 B.HEMMING	38.827	14 F.HEKKER	39.820	18	6 Neil Tolich	A		1:48.653	1:48.943 (18)	
19	95 B.HEMMING	30.646	7 D.RABAGLIATI	39.205	6 N.TOLICH	40.021	19	7 Duncan Rabagliati	B2		1:49.261	1:49.452 (20)	



**FORMULE JR.**  
GRAND PRIX DE L'AGE D'OR  
RACE 1

Fastest Lap Sequence

Practice Time	Team	Car	Class	Driver	Time	Kph	Lap
3:24.237	60 Christian Traber	Lola MK-II 1960	B2	Christian TRABER	<b>1:38.802</b>	138.5	2
8:21.237	60 Christian Traber	Lola MK-II 1960	B2	Christian TRABER	<b>1:38.612</b>	138.8	5
8:21.294	5 Robin Longdon	Lola Mk2 1960	B2	Robin LONGDON	<b>1:38.458</b>	139.0	5
14:56.278	60 Christian Traber	Lola MK-II 1960	B2	Christian TRABER	<b>1:38.207</b>	139.3	9

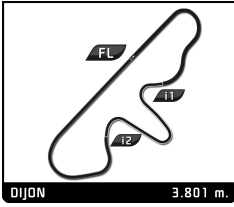


FORMULE JR.  
GRAND PRIX DE L'AGE D'OR  
RACE 1

Analysis by lap

Lapped

Nr	Lap Time	Gap	Nr	Lap Time	Gap	Nr	Lap Time	Gap	Nr	Lap Time	Gap	Nr	Lap Time	Gap
<b>Lap 1</b>														
60	1:45.435		15	1:45.967	25.244	95	1:52.618	1'05.589	8	1:43.509	48.320	51	1:51.977	1 Lap
5	1:45.567	0.132	23	1:47.364	25.269	7	1:52.309	1'07.229	134	1:44.619	48.724	14	1:49.512	1 Lap
2	1:47.933	2.498	8	1:42.476	26.059				15	1:45.383	50.370	25	1:40.068	17.153
25	1:48.220	2.785	38	1:46.471	26.739	<b>Lap 6</b>			9	1:43.980	50.819	2	1:40.347	17.969
10	1:52.325	6.890	73	1:41.385	30.421	60	1:38.919		23	1:45.020	57.873	10	1:40.654	22.276
4	1:53.731	8.296	41	1:47.438	31.253	5	1:39.073	0.211	38	1:45.694	1'02.411	95	1:50.616	1 Lap
9	1:54.346	8.911	51	1:47.240	32.197	25	1:41.417	9.688	41	1:44.181	1'05.923	24	1:53.000	1 Lap
23	1:55.430	9.995	14	1:49.422	34.724	2	1:40.012	11.407	4	1:46.821	1'12.192	6	1:50.955	1 Lap
134	1:55.630	10.195	24	1:48.885	35.566	10	1:40.659	16.866	51	1:49.989	1'18.554	7	1:52.172	1 Lap
15	1:56.698	11.263	95	1:49.795	39.647	31	2:04.926	1 Lap	31	2:05.581	1 Lap	8	1:40.563	57.601
38	1:58.986	13.551	7	1:50.919	40.110	73	1:41.675	37.185	14	1:49.480	1'28.081	134	1:44.487	1'08.518
41	1:59.196	13.761	6	1:50.853	41.349	134	1:44.133	38.373	24	1:51.196	1'34.177	73	1:44.695	1'08.584
14	1:59.713	14.278	31	2:01.167	1'17.494	15	1:43.484	40.387	<b>Lap 9</b>			15	1:45.672	1'09.802
51	2:00.335	14.900	<b>Lap 4</b>			8	1:45.074	40.583	60	1:38.207		9	1:46.700	1'11.225
8	2:02.080	16.645	60	1:38.982		9	1:45.906	40.613	5	1:38.627	0.590	31	2:32.927	2 Laps
24	2:03.093	17.658	5	1:38.961	0.211	23	1:44.198	44.727	95	1:49.792	1 Lap	23	1:44.495	1'16.698
7	2:03.382	17.947	25	1:40.435	5.179	38	1:45.476	48.183	6	1:50.959	1 Lap	41	1:43.985	1'21.776
95	2:04.832	19.397	2	1:40.588	8.289	41	1:46.656	54.747	7	1:51.871	1 Lap	38	1:45.799	1'23.945
6	2:04.949	19.514	10	1:40.126	12.893	4	1:54.045	56.056	25	1:40.153	13.999	4	1:45.318	1'34.687
73	2:13.418	27.983	9	1:44.046	27.431	51	1:47.778	57.516	2	1:39.830	14.825	<b>Lap 12</b>		
31	2:18.020	32.585	134	1:43.243	27.839	14	1:49.270	1'06.532	10	1:39.525	19.873	5	1:39.938	
<b>Lap 2</b>														
60	1:38.802		15	1:43.946	30.208	24	1:52.233	1'08.495	8	1:44.307	54.420	51	1:49.755	1 Lap
5	1:38.965	0.295	8	1:43.374	30.451	6	1:50.399	1'16.081	73	1:45.084	54.923	25	1:40.573	17.788
25	1:39.609	3.592	4	1:45.490	30.527	95	1:50.121	1'16.791	134	1:46.140	56.657	2	1:40.267	18.298
2	1:41.908	5.604	73	1:39.757	31.196	7	1:51.574	1'19.884	9	1:44.344	56.956	14	1:50.193	1 Lap
10	1:41.858	9.946	23	1:45.823	32.110	<b>Lap 7</b>			15	1:44.798	56.961	10	1:39.593	21.931
9	1:46.375	16.484	38	1:47.076	34.833	60	1:38.952		23	1:45.293	1'04.959	95	1:48.976	1 Lap
4	1:47.384	16.878	41	1:47.352	39.623	5	1:38.910	0.169	38	1:45.705	1'09.909	6	1:48.943	1 Lap
23	1:46.118	17.311	51	1:46.751	39.966	25	1:40.296	11.032	41	1:43.920	1'11.636	24	1:52.583	1 Lap
134	1:46.077	17.470	24	1:48.521	45.105	2	1:40.227	12.682	4	1:47.432	1'21.417	7	1:51.847	1 Lap
15	1:46.222	18.683	14	1:49.567	45.309	10	1:40.198	18.112	51	1:52.088	1'32.435	8	1:40.978	58.641
38	1:44.925	19.674	95	1:50.918	51.583	73	1:43.125	41.358	<b>Lap 10</b>			134	1:43.550	1'12.130
8	1:45.146	22.989	7	1:52.404	53.532	134	1:43.647	43.068	5	1:39.062		73	1:43.781	1'12.427
41	1:48.262	23.221	6	1:51.218	53.585	8	1:42.143	43.774	14	1:50.248	1 Lap	15	1:43.523	1'13.387
51	1:48.265	24.363	<b>Lap 5</b>			15	1:42.515	43.950	24	1:53.141	1 Lap	9	1:45.003	1'16.290
14	1:49.232	24.708	60	1:38.612		9	1:44.141	45.802	95	1:49.951	1 Lap	23	1:44.745	1'21.505
24	1:47.231	26.087	5	1:38.458	0.057	23	1:46.041	51.816	6	1:51.404	1 Lap	38	1:47.902	1'31.909
73	1:39.261	28.442	31	2:04.773	1 Lap	38	1:46.449	55.680	25	1:41.331	15.678	<b>Lap 13</b>		
7	1:49.452	28.597	25	1:40.623	7.190	41	1:44.910	1'00.705	2	1:41.042	16.215	5	1:42.002	
95	1:48.663	29.258	2	1:40.637	10.314	4	1:47.230	1'04.334	7	1:53.335	1 Lap	4	1:49.550	1 Lap
6	1:49.190	29.902	10	1:40.845	15.126	51	1:48.964	1'07.528	10	1:39.994	20.215	31	2:19.263	3 Laps
31	2:01.950	55.733	134	1:43.932	33.159	14	1:49.984	1'17.564	31	2:12.439	2 Laps	25	1:40.667	16.453
<b>Lap 3</b>														
60	1:39.406		9	1:44.807	33.626	24	1:52.401	1'21.944	8	1:40.863	55.631	2	1:40.847	17.143
5	1:39.343	0.232	8	1:42.589	34.428	6	1:50.136	1'27.265	73	1:47.211	1'02.482	10	1:41.260	21.189
25	1:39.540	3.726	73	1:41.845	34.429	95	1:50.144	1'27.983	134	1:45.619	1'02.624	51	1:53.725	1 Lap
2	1:40.485	6.683	15	1:44.226	35.822	7	1:50.427	1'31.359	15	1:45.414	1'02.723	14	1:50.703	1 Lap
10	1:41.209	11.749	23	1:45.950	39.448	<b>Lap 8</b>			9	1:45.814	1'03.118	95	1:50.863	1 Lap
9	1:45.289	22.367	4	1:49.015	40.930	60	1:38.963		23	1:45.489	1'10.796	41	2:41.439	1 Lap
134	1:45.514	23.578	38	1:45.405	41.626	5	1:38.964	0.170	41	1:44.400	1'16.384	6	1:50.644	1 Lap
4	1:46.547	24.019	41	1:45.999	47.010	25	1:39.984	12.053	38	1:46.482	1'16.739	24	1:51.452	1 Lap
<b>Lap 11</b>														
60	1:38.963		51	1:47.303	48.657	2	1:39.483	13.202	4	1:46.197	1'27.962	7	1:51.696	1 Lap
5	1:38.964	0.170	24	1:48.688	55.181	10	1:39.406	18.555	<b>Lap 11</b>			8	1:42.037	58.676
25	1:39.984	12.053	14	1:49.484	56.181	73	1:45.651	48.046	5	1:38.593		134	1:43.702	1'13.830
2	1:39.483	13.202	6	1:49.628	1'04.601	<b>Lap 11</b>			73	1:44.228	1'14.653			
10	1:39.406	18.555												
73	1:45.651	48.046												

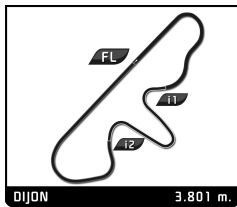


**FORMULE JR.**  
GRAND PRIX DE L'AGE D'OR  
RACE 1

Analysis by lap

■ Lapped

Nr	Lap Time	Gap	Nr	Lap Time	Gap	Nr	Lap Time	Gap	Nr	Lap Time	Gap	Nr	Lap Time	Gap
15	1:44.047	1'15.432												
9	1:47.166	1'21.454												
23	1:44.427	1'23.930												
38	1:48.162	1'38.069												



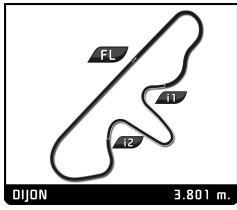
FORMULE JR.  
GRAND PRIX DE L'AGE D'OR  
RACE 1

Analysis

Personal Best Session Best B Crossing the finish line in pit lane

Lap	D	Time	Sector 1	Sector 2	Sector 3	Kph	Elapsed	Lap	D	Time	Sector 1	Sector 2	Sector 3	Kph	Elapsed	
<b>2</b>		<b>Mark Woodhouse</b>					Elva 100 1959					B2				
1		1:47.933	34.924	36.343	36.666	126.8	1:47.933	7	1	1:50.136	30.702	39.006	40.428	124.2	13:06.373	
2		1:41.908	28.471	36.263	37.174	134.3	3:29.841	8	1	1:50.959	30.820	39.405	40.734	123.3	14:57.332	
3		1:40.485	28.059	35.886	36.540	136.2	5:10.326	9	1	1:51.404	30.580	40.195	40.629	122.8	16:48.736	
4		1:40.588	27.984	35.824	36.780	136.0	6:50.914	10	1	1:50.955	30.527	39.710	40.718	123.3	18:39.691	
5		1:40.637	28.135	35.807	36.695	136.0	8:31.551	11	1	<b>1:48.943</b>	<b>29.991</b>	38.931	<b>40.021</b>	125.6	20:28.634	
6		1:40.012	27.967	35.454	36.591	136.8	10:11.563	12	1	1:50.644	30.347	40.050	40.247	123.7	22:19.278	
7		1:40.227	27.992	35.749	36.486	136.5	11:51.790									
8		<b>1:39.483</b>	27.858	<b>35.413</b>	36.212	137.5	13:31.273									
9		1:39.830	27.639	35.669	36.522	137.1	15:11.103									
10		1:41.042	<b>27.377</b>	35.989	37.676	135.4	16:52.145									
11		1:40.347	27.657	36.590	<b>36.100</b>	136.4	18:32.492									
12		1:40.267	27.461	36.236	36.570	136.5	20:12.759									
13		1:40.847	27.717	36.682	36.448	135.7	21:53.606									
<b>4</b>		<b>Graham Barron</b>					Gemini MK2 1959					B1				
1		1:53.731	37.589	37.294	38.848	120.3	1:53.731									
2		1:47.384	29.767	37.738	39.879	127.4	3:41.115									
3		1:46.547	30.326	37.497	38.724	128.4	5:27.662									
4		1:45.490	29.558	37.386	<b>38.546</b>	129.7	7:13.152									
5		1:49.015	30.529	37.891	40.595	125.5	9:02.167									
6		1:54.045	34.794	39.289	39.962	120.0	10:56.212									
7		1:47.230	30.123	37.501	39.606	127.6	12:43.442									
8		1:46.821	30.738	37.146	38.937	128.1	14:30.263									
9		1:47.432	29.557	37.760	40.115	127.4	16:17.695									
10		1:46.197	29.815	37.413	38.969	128.9	18:03.892									
11		<b>1:45.318</b>	<b>29.421</b>	<b>36.981</b>	38.916	129.9	19:49.210									
12		1:49.550	29.485	40.065	40.000	124.9	21:38.760									
<b>5</b>		<b>Robin Longdon</b>					Lola Mk2 1960					B2				
1		1:45.567	34.172	35.579	35.816	129.6	1:45.567									
2		1:38.965	27.589	35.489	35.887	138.3	3:24.532									
3		1:39.343	27.701	35.241	36.401	137.7	5:03.875									
4		1:38.961	<b>27.340</b>	35.678	35.943	138.3	6:42.836									
5		<b>1:38.458</b>	27.573	35.131	35.754	139.0	8:21.294									
6		1:39.073	27.838	35.104	36.131	138.1	10:00.367									
7		1:38.910	27.477	35.525	35.908	138.3	11:39.277									
8		1:38.964	27.795	<b>35.067</b>	36.102	138.3	13:18.241									
9		1:38.627	27.540	35.346	35.741	138.7	14:56.868									
10		1:39.062	27.489	35.660	35.913	138.1	16:35.930									
11		1:38.593	27.618	35.292	<b>35.683</b>	138.8	18:14.523									
12		1:39.938	28.292	35.742	35.904	136.9	19:54.461									
13		1:42.002	28.059	36.658	37.285	134.2	21:36.463									
<b>7</b>		<b>Duncan Rabagliati</b>					Alexis HF1 1959					B2				
1		2:03.382	42.120	40.134	41.128	110.9	2:03.382									
2		<b>1:49.452</b>	30.596	<b>39.205</b>	<b>39.651</b>	125.0	3:52.834									
3		1:50.919	30.486	39.758	40.675	123.4	5:43.753									
4		1:52.404	31.783	40.237	40.384	121.7	7:36.157									
5		1:52.309	31.273	40.571	40.465	121.8	9:28.466									
6		1:51.574	31.068	39.683	40.823	122.6	11:20.040									
7		1:50.427	<b>30.405</b>	39.724	40.298	123.9	13:10.467									
8		1:51.871	30.464	40.113	41.294	122.3	15:02.338									
9		1:53.335	30.738	40.425	42.172	120.7	16:55.673									
10		1:52.172	30.921	40.209	41.042	122.0	18:47.845									
11		1:51.847	30.923	40.226	40.698	122.3	20:39.692									
12		1:51.696	31.075	39.824	40.797	122.5	22:31.388									
<b>8</b>		<b>Thierry de Latre du Bosqueau</b>					Cooper T45 1958					H				
1		2:02.080	45.200	38.973	37.907	112.1	2:02.080									
2		1:45.146	28.608	38.033	38.505	130.1	3:47.226									
3		1:42.476	27.774	36.758	37.944	133.5	5:29.702									
4		1:43.374	29.050	37.311	37.013	132.4	7:13.076									
5		1:42.589	29.035	36.619	36.935	133.4	8:55.665									
6		1:45.074	28.694	37.576	38.804	130.2	10:40.739									
7		1:42.143	28.849	36.732	<b>36.562</b>	134.0	12:22.882									
8		1:43.509	28.684	37.371	37.454	132.2	14:06.391									
9		1:44.307	29.783	37.432	37.092	131.2	15:50.698									
10		1:40.863	<b>27.594</b>	36.201	37.068	135.7	17:31.561									
11		<b>1:40.563</b>	27.749	35.888	36.926	136.1	19:12.124									
12		1:40.978	28.373	<b>35.888</b>	36.722	135.5	20:53.102									
13		1:42.037	28.420	36.687	36.930	134.1	22:35.139									
<b>9</b>		<b>Anthony Olisoff</b>					Elfin Mk1 1960					B1				
1		1:54.346	38.304	37.652	38.390	119.7	1:54.346									
2		1:46.375	29.370	37.918	39.087	128.6	3:40.721									
3		1:45.289	29.181	37.233	38.875	130.0	5:26.010									
4		1:44.046	<b>28.420</b>	37.190	38.436	131.5	7:10.056									
5		1:44.807	28.444	37.847	38.516	130.6	8:54.863									
6		1:45.906	28.988	37.740	39.178	129.2	10:40.769									
7		1:44.141	29.086	37.359	<b>37.696</b>	131.4	12:24.910									
8		<b>1:43.980</b>	28.453	36.917	38.610	131.6	14:08.890									
9		1:44.344	28.726	37.612	38.006	131.1	15:53.234									
10		1:45.814	29.402	37.388	39.024	129.3	17:39.048									
11		1:46.700	29.589	37.982	39.129	128.2	19:25.748									
12		1:45.003	28.792	<b>36.899</b>	39.312	130.3	21:10.751									
13		1:47.166	29.525	37.541	40.100	127.7	22:57.917									
<b>10</b>		<b>Jon Goddard-Watts</b>					Bond FJ 1960					B2				
1		1:50.399	30.461	39.228	40.710	123.9	1:50.399									



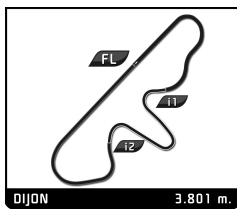


**FORMULE JR.**  
**GRAND PRIX DE L'AGE D'OR**  
**RACE 1**

Analysis

■ Personal Best ■ Session Best B Crossing the finish line in pit lane

Lap	D	Time	Sector 1	Sector 2	Sector 3	Kph	Elapsed	Lap	D	Time	Sector 1	Sector 2	Sector 3	Kph	Elapsed
13	1	1:41.260	28.320	37.211	35.729	135.1	21:57.652	10	1	1:45.489	29.673	37.587	38.229	129.7	17:46.726
14	1	1:39.406	27.772	35.655	35.979	137.7	13:36.626	11	1	1:44.495	29.063	37.260	38.172	130.9	19:31.221
15	1	1:39.593	27.705	36.053	35.835	137.4	20:16.392	12	1	1:44.745	29.520	37.102	38.123	130.6	21:15.966
16	1	1:41.260	28.320	37.211	35.729	135.1	21:57.652	13	1	1:44.427	29.441	37.027	37.959	131.0	23:00.393
14	1	1:59.713	40.242	39.452	40.019	114.3	1:59.713	<b>24</b> Xavier Kingsland Hillwood FJ 1959 1.Xavier KINGSLAND A							
2	1	1:49.232	30.414	38.998	39.820	125.3	3:48.945	1	1	2:03.093	43.363	38.816	40.914	111.2	2:03.093
3	1	1:49.422	30.430	39.006	39.986	125.1	5:38.367	2	1	1:47.231	30.228	37.625	39.378	127.6	3:50.324
4	1	1:49.567	29.957	38.983	40.627	124.9	7:27.934	3	1	1:48.885	30.316	38.866	39.703	125.7	5:39.209
5	1	1:49.484	30.740	38.854	39.890	125.0	9:17.418	4	1	1:48.521	29.988	38.400	40.133	126.1	7:27.730
6	1	1:49.270	29.798	38.527	40.945	125.2	11:06.688	5	1	1:48.688	30.517	38.193	39.978	125.9	9:16.418
7	1	1:49.984	30.576	39.007	40.401	124.4	12:56.672	6	1	1:52.233	30.259	37.860	44.114	121.9	11:08.651
8	1	1:49.480	30.446	38.701	40.333	125.0	14:46.152	7	1	1:52.401	32.090	39.118	41.193	121.7	13:01.052
9	1	1:50.248	30.928	38.681	40.639	124.1	16:36.400	8	1	1:51.196	31.542	38.788	40.866	123.1	14:52.248
10	1	1:49.512	30.319	38.811	40.382	125.0	18:25.912	9	1	1:53.141	31.607	39.626	41.908	120.9	16:45.389
11	1	1:50.193	30.337	39.084	40.772	124.2	20:16.105	10	1	1:53.000	31.061	39.303	42.636	121.1	18:38.389
12	1	1:50.703	30.915	39.801	39.987	123.6	22:06.808	11	1	1:52.583	30.500	40.230	41.853	121.5	20:30.972
13	1	1:50.703	30.915	39.801	39.987	123.6	22:06.808	12	1	1:51.452	30.933	39.206	41.313	122.8	22:22.424
15	1	1:56.698	40.071	38.382	38.245	117.3	1:56.698	<b>25</b> Jon Goddard-Watts Bond FJ 1960 1.Andrew TART B2							
2	1	1:46.222	29.721	38.367	38.134	128.8	3:42.920	1	1	1:48.220	35.900	36.694	35.626	126.4	1:48.220
3	1	1:45.967	29.929	38.120	37.918	129.1	5:28.887	2	1	1:39.609	27.742	35.966	35.901	137.4	3:27.829
4	1	1:43.946	29.440	36.683	37.823	131.6	7:12.833	3	1	1:39.540	27.529	36.000	36.011	137.5	5:07.369
5	1	1:44.226	29.460	37.105	37.661	131.3	8:57.059	4	1	1:40.435	28.113	36.008	36.314	136.2	6:47.804
6	1	1:43.484	29.106	36.526	37.852	132.2	10:40.543	5	1	1:40.623	27.925	36.254	36.444	136.0	8:28.427
7	1	1:42.515	28.734	36.541	37.240	133.5	12:23.058	6	1	1:41.417	28.244	36.700	36.473	134.9	10:09.844
8	1	1:45.383	29.216	37.588	38.579	129.8	14:08.441	7	1	1:40.296	27.781	36.513	36.002	136.4	11:50.140
9	1	1:44.798	28.913	38.158	37.727	130.6	15:53.239	8	1	1:39.984	27.618	36.228	36.138	136.9	13:30.124
10	1	1:45.414	30.021	38.102	37.291	129.8	17:38.653	9	1	1:40.153	27.626	36.463	36.064	136.6	15:10.277
11	1	1:45.672	29.431	38.329	37.912	129.5	19:24.325	10	1	1:41.331	27.449	36.381	37.501	135.0	16:51.608
12	1	1:43.523	28.965	37.407	37.151	132.2	21:07.848	11	1	1:40.068	27.722	36.204	36.142	136.7	18:31.676
13	1	1:44.047	29.591	37.184	37.272	131.5	22:51.895	12	1	1:40.573	27.656	36.505	36.412	136.1	20:12.249
14	1	1:44.047	29.591	37.184	37.272	131.5	22:51.895	13	1	1:40.667	27.962	36.686	36.019	135.9	21:52.916
23	1	1:55.430	39.165	37.829	38.436	118.5	1:55.430	<b>31</b> Hans Ciers Mallock MK 3 1963 1.Hans CIERS H							
2	1	1:46.118	30.182	37.560	38.376	128.9	3:41.548	1	1	2:18.020				99.1	2:18.020
3	1	1:47.364	30.757	38.149	38.458	127.5	5:28.912	2	1	2:01.950				112.2	4:19.970
4	1	1:45.823	29.893	37.805	38.125	129.3	7:14.735	3	1	2:01.167				112.9	6:21.137
5	1	1:45.950	30.347	37.271	38.332	129.2	9:00.685	4	1	2:04.773				109.7	8:25.910
6	1	1:44.198	28.944	37.252	38.002	131.3	10:44.883	5	1	2:04.926				109.5	10:30.836
7	1	1:46.041	29.459	37.834	38.748	129.0	12:30.924	6	1	2:08.180				106.8	12:39.016
8	1	1:45.020	29.811	36.986	38.223	130.3	14:15.944	7	1	2:05.581				109.0	14:44.597
9	1	1:45.293	29.745	37.191	38.357	130.0	16:01.237	8	1	2:12.439				103.3	16:57.036
10	1	1:45.293	29.745	37.191	38.357	130.0	16:01.237	9	1	2:32.927 B				89.5	19:29.963
11	1	1:45.293	29.745	37.191	38.357	130.0	16:01.237	10	1	2:19.263				98.3	21:49.226
38	1	1:58.986	40.751	39.367	38.868	115.0	1:58.986	<b>38</b> Pierre Guichard Faccioli FJ 1960 1.Pierre GUICHARD H							
2	1	1:44.925	29.311	37.286	38.328	130.4	3:43.911	1	1	1:58.986	40.751	39.367	38.868	115.0	1:58.986
3	1	1:46.471	29.371	38.285	38.815	128.5	5:30.382	2	1	1:44.925	29.311	37.286	38.328	130.4	3:43.911
4	1	1:47.076	29.022	37.743	40.311	127.8	7:17.458	3	1	1:46.471	29.371	38.285	38.815	128.5	5:30.382
5	1	1:45.405	29.505	37.012	38.888	129.8	9:02.863	4	1	1:47.076	29.022	37.743	40.311	127.8	7:17.458
6	1	1:45.405	29.505	37.012	38.888	129.8	9:02.863	5	1	1:45.405	29.505	37.012	38.888	129.8	9:02.863



FORMULE JR.  
GRAND PRIX DE L'AGE D'OR  
RACE 1

Analysis

Personal Best Session Best B Crossing the finish line in pit lane

Lap	D	Time	Sector 1	Sector 2	Sector 3	Kph	Elapsed	Lap	D	Time	Sector 1	Sector 2	Sector 3	Kph	Elapsed
6	1	1:45.476	29.141	37.280	39.055	129.7	10:48.339	4	1	1:39.757	28.441	34.988	36.328	137.2	7:13.821
7	1	1:46.449	29.632	37.370	39.447	128.5	12:34.788	5	1	1:41.845	30.049	35.833	35.963	134.4	8:55.666
8	1	1:45.694	29.029	37.560	39.105	129.5	14:20.482	6	1	1:41.675	29.027	37.014	35.634	134.6	10:37.341
9	1	1:45.705	29.593	37.293	38.819	129.5	16:06.187	7	1	1:43.125	29.160	36.787	37.178	132.7	12:20.466
10	1	1:46.482	29.672	37.574	39.236	128.5	17:52.669	8	1	1:45.651	30.415	37.160	38.076	129.5	14:06.117
11	1	1:45.799	29.373	37.404	39.022	129.3	19:38.468	9	1	1:45.084	29.742	38.065	37.277	130.2	15:51.201
12	1	1:47.902	28.867	39.722	39.313	126.8	21:26.370	10	1	1:47.211	30.529	37.545	39.137	127.6	17:38.412
13	1	1:48.162	29.575	38.175	40.412	126.5	23:14.532	11	1	1:44.695	30.011	37.289	37.395	130.7	19:23.107
								12	1	1:44.781	29.621	36.804	37.356	131.9	21:06.888
								13	1	1:44.228	29.860	36.576	37.792	131.3	22:51.116

**41** Tom De Gres  
1. Tom DE GRES  
Stanguellini FJ 1960  
A

1	1	1:59.196	41.423	39.228	38.545	114.8	1:59.196
2	1	1:48.262	30.416	38.321	39.525	126.4	3:47.458
3	1	1:47.438	30.253	38.677	38.508	127.4	5:34.896
4	1	1:47.352	30.467	38.569	38.316	127.5	7:22.248
5	1	1:45.999	30.175	37.719	38.105	129.1	9:08.247
6	1	1:46.656	29.397	39.136	38.123	128.3	10:54.903
7	1	1:44.910	29.710	37.393	37.807	130.4	12:39.813
8	1	1:44.181	29.804	36.967	37.410	131.3	14:23.994
9	1	1:43.920	29.363	37.429	37.128	131.7	16:07.914
10	1	1:44.400	29.045	36.839	38.516	131.1	17:52.314
11	1	1:43.985	29.168	37.179	37.638	131.6	19:36.299
12	1	2:41.439	29.414	1:31.490	40.535	84.8	22:17.738

**51** Larry Kinch  
1. Larry KINCH  
Gemini MK2 1960  
B2

1	1	2:00.335	42.849	38.361	39.125	113.7	2:00.335
2	1	1:48.265	30.324	38.618	39.323	126.4	3:48.600
3	1	1:47.240	29.838	38.205	39.197	127.6	5:35.840
4	1	1:46.751	30.009	37.467	39.275	128.2	7:22.591
5	1	1:47.303	30.738	37.529	39.036	127.5	9:09.894
6	1	1:47.778	31.491	37.516	38.771	127.0	10:57.672
7	1	1:48.964	31.794	37.789	39.381	125.6	12:46.636
8	1	1:49.989	30.919	39.430	39.640	124.4	14:36.625
9	1	1:52.088	33.245	38.760	40.083	122.1	16:28.713
10	1	1:51.977	33.435	38.488	40.054	122.2	18:20.690
11	1	1:49.755	31.062	38.476	40.217	124.7	20:10.445
12	1	1:53.725	33.496	40.199	40.030	120.3	22:04.170

**60** Christian Traber  
1. Christian TRABER  
Lola MK-II 1960  
B2

1	1	1:45.435				129.8	1:45.435
2	1	1:38.802				138.5	3:24.237
3	1	1:39.406				137.7	5:03.643
4	1	1:38.982				138.2	6:42.625
5	1	1:38.612				138.8	8:21.237
6	1	1:38.919				138.3	10:00.156
7	1	1:38.952				138.3	11:39.108
8	1	1:38.963				138.3	13:18.071
9	1	1:38.207				139.3	14:56.278

**73** Noel Woodford  
1. Noel WOODFORD  
Gemini Mk 3A 1961  
H

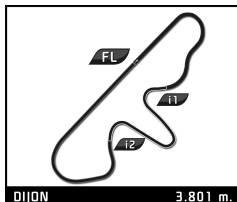
1	1	2:13.418	1:00.204	35.678	37.536	102.6	2:13.418
2	1	1:39.261	28.477	35.489	35.295	137.9	3:52.679
3	1	1:41.385	28.586	35.930	36.869	135.0	5:34.064

**95** Bill Hemming  
1. Bill HEMMING  
Tojeiro FJ 1961  
H

1	1	2:04.832	44.540	40.624	39.668	109.6	2:04.832
2	1	1:48.663	31.557	38.827	38.279	125.9	3:53.495
3	1	1:49.795	31.025	39.734	39.036	124.6	5:43.290
4	1	1:50.918	31.886	39.849	39.183	123.4	7:34.208
5	1	1:52.618	32.632	40.452	39.534	121.5	9:26.826
6	1	1:50.121	31.845	39.362	38.914	124.3	11:16.947
7	1	1:50.144	31.390	39.541	39.213	124.2	13:07.091
8	1	1:49.792	31.696	39.379	38.717	124.6	14:56.883
9	1	1:49.951	30.646	39.854	39.451	124.5	16:46.834
10	1	1:50.616	31.393	39.983	39.240	123.7	18:37.450
11	1	1:48.976	30.903	39.228	38.845	125.6	20:26.426
12	1	1:50.863	32.005	39.680	39.178	123.4	22:17.289

**134** Michael Sexton  
1. Michael SEXTON  
Gemini Mk II 1959  
B2

1	1	1:55.630	39.583	38.400	37.647	118.3	1:55.630
2	1	1:46.077	30.275	38.300	37.502	129.0	3:41.707
3	1	1:45.514	30.020	37.639	37.855	129.7	5:27.221
4	1	1:43.243	28.426	37.666	37.151	132.5	7:10.464
5	1	1:43.932	29.018	37.553	37.361	131.7	8:54.396
6	1	1:44.133	28.984	37.647	37.502	131.4	10:38.529
7	1	1:43.647	28.955	37.633	37.059	132.0	12:22.176
8	1	1:44.619	29.048	38.295	37.276	130.8	14:06.795
9	1	1:46.140	29.639	38.310	38.191	128.9	15:52.935
10	1	1:45.619	29.558	38.311	37.750	129.6	17:38.554
11	1	1:44.487	28.984	37.745	37.758	131.0	19:23.041
12	1	1:43.550	28.794	37.250	37.506	132.1	21:06.591
13	1	1:43.702	28.532	37.372	37.798	132.0	22:50.293



**FORMULE JR.**  
**GRAND PRIX DE L'AGE D'OR**  
**RACE 2 (20')**

DIJON 3.801 m.

Starting Grid

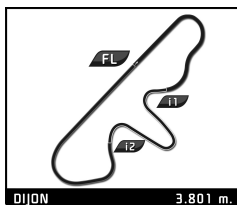
2:23.847 <b>Hans CIERS</b>	Hans Ciers	31	- 12 -	34	James Owen	James OWEN
1:54.741 <b>Bill HEMMING</b>	Bill Hemming	95	- 11 -	24	Xavier Kingsland	Xavier KINGSLAND
1:49.759 <b>Tom DE GRES</b>	Tom De Gres	41	- 10 -	6	Neil Tolich	Neil TOLICH
1:49.073 <b>Duncan RABAGLIATI</b>	Duncan Rabagliati	7	- 9 -	38	Pierre Guichard	Pierre GUICHARD
1:48.795 <b>Floris-ian HEKKER</b>	Floris-ian Hekker	14	- 8 -	51	Larry Kinch	Larry KINCH
1:48.265 <b>Ian PHILLIPS</b>	Ian Phillips	15	- 7 -	134	Michael Sexton	Michael SEXTON
1:46.299 <b>Graham BARRON</b>	Graham Barron	4	- 6 -	48	Paul Halford	Paul HALFORD
1:45.047 <b>Anthony OLISOFF</b>	Anthony Olisoff	9	- 5 -	23	John Arnold	John ARNOLD
1:40.737 <b>Thierry DE LATRE DU BOSQUEAU</b>	Thierry de Latre du Bosqueau	8	- 4 -	10	Jon Goddard-Watts	Mike WALKER
1:40.399 <b>Noel WOODFORD</b>	Noel Woodford	73	- 3 -	2	Mark Woodhouse	Mark WOODHOUSE
1:39.912 <b>Robin LONGDON</b>	Robin Longdon	5	- 2 -	25	Jon Goddard-Watts	Andrew TART
			- 1 -	60	Christian Traber	Christian TRABER



Pole

Stewards:

Timekeeper:



**FORMULE JR.**  
**GRAND PRIX DE L'AGE D'OR**  
**RACE 2 ((20'))**

**Final Classification**

	Drivers	Team	Vehicle	Class	Laps	Total Time	Gap	Kph	Best Lap		
									Lap	Time	Kph
1	5 Robin LONGDON	Robin Longdon	Lola Mk2 1960	B2	12	<b>20:23.368</b>	-	134.2	10	<b>1:40.056</b>	136.8
2	10 Mike WALKER	Jon Goddard-Watts	Bond FJ 1960	B2	12	<b>20:24.730</b>	+1.362	134.1	9	<b>1:40.353</b>	136.4
3	2 Mark WOODHOUSE	Mark Woodhouse	Elva 100 1959	B2	12	<b>20:26.407</b>	+3.039	133.9	9	<b>1:40.193</b>	136.6
4	73 Noel WOODFORD	Noel Woodford	Gemini Mk 3A 1961	H	12	<b>20:29.158</b>	+5.790	133.6	5	<b>1:39.965</b>	136.9
5	8 Thierry DE LATRE DU BOSQUEAU	Thierry de Latre du Bosqueau	Cooper T45 1958	H	12	<b>20:44.962</b>	+21.594	131.9	9	<b>1:39.624</b>	137.4
6	15 Ian PHILLIPS	Ian Phillips	BMC Mk 1 1960	B2	12	<b>21:05.286</b>	+41.918	129.8	2	<b>1:43.270</b>	132.5
7	23 John ARNOLD	John Arnold	Elva 100 1959	B2	12	<b>21:22.309</b>	+58.941	128.1	6	<b>1:43.912</b>	131.7
8	38 Pierre GUICHARD	Pierre Guichard	Faccioli FJ 1960	H	12	<b>22:06.434</b>	+1:43.066	123.8	10	<b>1:47.561</b>	127.2
9	14 Floris-jan HEKKER	Floris-jan Hekker	Rayberg FJ 1959	B2	12	<b>22:10.768</b>	+1:47.400	123.4	2	<b>1:49.034</b>	125.5
10	51 Larry KINCH	Larry Kinch	Gemini MK2 1960	B2	12	<b>22:11.362</b>	+1:47.994	123.3	3	<b>1:47.620</b>	127.1
11	4 Graham BARRON	Graham Barron	Gemini MK2 1959	B1	12	<b>22:14.915</b>	+1:51.547	123.0	2	<b>1:45.872</b>	129.2
12	9 Anthony OLISSOFF	Anthony Olisoff	Elfin Mk1 1960	B1	12	<b>22:15.043</b>	+1:51.675	123.0	2	<b>1:44.344</b>	131.1
13	95 Bill HEMMING	Bill Hemming	Tajeiro FJ 1961	H	11	<b>20:28.033</b>	1 Lap	122.6	9	<b>1:49.200</b>	125.3
14	6 Neil TOLICH	Neil Tolich	Jocko Special FK 1959	A	11	<b>20:38.474</b>	1 Lap	121.5	8	<b>1:49.083</b>	125.4
15	7 Duncan RABAGLIATI	Duncan Rabagliati	Alexis HF1 1959	B2	11	<b>20:44.473</b>	1 Lap	121.0	4	<b>1:51.055</b>	123.2
16	31 Hans CIERS	Hans Ciers	Mallock MK 3 1963	H	11	<b>22:02.039</b>	1 Lap	113.9	5	<b>1:57.253</b>	116.7

**Not classified:**

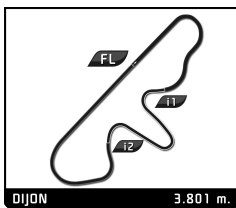
24	Xavier KINGSLAND	Xavier Kingsland	Hillwood FJ 1959	A	9	<b>16:45.027</b>			8	<b>1:49.319</b>	125.2
48	Paul HALFORD	Paul Halford	Autosud FJ 1959	A	8	<b>14:36.113</b>			2	<b>1:47.194</b>	127.7
25	Andrew TART	Jon Goddard-Watts	Bond FJ 1960	B2							
34	James OWEN	James Owen	Gemini Mk 2 1959	B2							
41	Tom DE GRES	Tom De Gres	Stanguellini FJ 1960	A							
60	Christian TRABER	Christian Traber	Lola MK-II 1960	B2							
134	Michael SEXTON	Michael Sexton	Gemini Mk II 1959	B2							

<b>Pole Position</b>		C. TRABER	<b>1:39.595</b>	137.4 Kph
<b>Fastest Lap</b>	Lap 9	Thierry DE LATRE DU BOSQUEAU	<b>1:39.624</b>	137.4 Kph

Published at: .....

Track Status: **DRY**

<b>Stewards:</b>	<b>Timekeeper:</b>
------------------	--------------------



**FORMULE JR.**  
**GRAND PRIX DE L'AGE D'OR**  
**RACE 2**

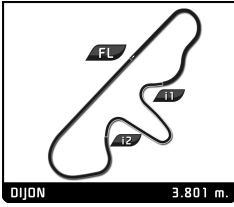
Final Classification by Class

Nr. Drivers	Team	Car	Laps	Total Time	Gap	Kph	Best Lap			
							Lap	Time	Kph	
<b>A</b>										
1	6 N. TOLICH	Neil Tolich	Jocko Special FK 1959	11	<b>20:38.474</b>		121.5	8	<b>1:49.083</b>	125.4
<i>Not classified:</i>										
	24 X. KINGSLAND	Xavier Kingsland	Hillwood FJ 1959	9	<b>16:45.027</b>	-2 Laps	122.5	8	<b>1:49.319</b>	125.2
	48 P. HALFORD	Paul Halford	Autosud FJ 1959	8	<b>14:36.113</b>		124.9	2	<b>1:47.194</b>	127.7
	41 T. DE GRES	Tom De Gres	Stanguellini FJ 1960			-11 Laps	0.0			
<b>B1</b>										
1	4 G. BARRON	Graham Barron	Gemini MK2 1959	12	<b>22:14.915</b>		123.0	2	<b>1:45.872</b>	129.2
2	9 A. OLISSOFF	Anthony Olissoff	Elfin Mk1 1960	12	<b>22:15.043</b>	+0.128	123.0	2	<b>1:44.344</b>	131.1
<b>B2</b>										
1	5 R. LONGDON	Robin Longdon	Lola Mk2 1960	12	<b>20:23.368</b>		134.2	10	<b>1:40.056</b>	136.8
2	10 M. WALKER	Jon Goddard-Watts	Bond FJ 1960	12	<b>20:24.730</b>	+1.362	134.1	9	<b>1:40.353</b>	136.4
3	2 M. WOODHOUSE	Mark Woodhouse	Elva 100 1959	12	<b>20:26.407</b>	+3.039	133.9	9	<b>1:40.193</b>	136.6
4	15 I. PHILLIPS	Ian Phillips	BMC Mk 1 1960	12	<b>21:05.286</b>	+41.918	129.8	2	<b>1:43.270</b>	132.5
5	23 J. ARNOLD	John Arnold	Elva 100 1959	12	<b>21:22.309</b>	+58.941	128.1	6	<b>1:43.912</b>	131.7
6	14 F. HEKKER	Floris-Jan Hekker	Rayberg FJ 1959	12	<b>22:10.768</b>	+147.400	123.4	2	<b>1:49.034</b>	125.5
7	51 L. KINCH	Larry Kinch	Gemini MK2 1960	12	<b>22:11.362</b>	+147.994	123.3	3	<b>1:47.620</b>	127.1
8	7 D. RABAGLIATI	Duncan Rabagliati	Alexis HF1 1959	11	<b>20:44.473</b>	-1 Laps	121.0	4	<b>1:51.055</b>	123.2
<i>Not classified:</i>										
	25 A. TART	Jon Goddard-Watts	Bond FJ 1960				0.0			
	34 J. OWEN	James Owen	Gemini Mk 2 1959			-12 Laps	0.0			
	60 C. TRABER	Christian Traber	Lola Mk-II 1960				0.0			
	134 M. SEXTON	Michael Sexton	Gemini Mk II 1959			-12 Laps	0.0			
<b>H</b>										
1	73 N. WOODFORD	Noel Woodford	Gemini Mk 3A 1961	12	<b>20:29.158</b>		133.6	5	<b>1:39.965</b>	136.9
2	8 T. DE LATRE DU BOSQUEAU	Thierry de Latre du Bosqueau	Cooper T45 1958	12	<b>20:44.962</b>	+15.804	131.9	9	<b>1:39.624</b>	137.4
3	38 P. GUICHARD	Pierre Guichard	Faccioli FJ 1960	12	<b>22:06.434</b>	+137.276	123.8	10	<b>1:47.561</b>	127.2
4	95 B. HEMMING	Bill Hemming	Tojeiro FJ 1961	11	<b>20:28.033</b>	-1 Laps	122.6	9	<b>1:49.200</b>	125.3
5	31 H. CIERS	Hans Ciers	Mallock MK 3 1963	11	<b>22:02.039</b>	-1 Laps	113.9	5	<b>1:57.253</b>	116.7

Published at: .....

Track Status: **DRY**

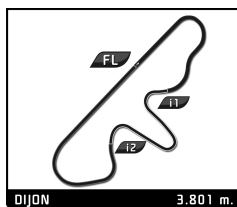
Stewards:	Timekeeper:
-----------	-------------



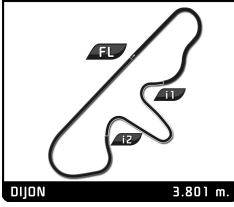
**FORMULE JR.**  
**GRAND PRIX DE L'AGE D'OR**  
**RACE 2**

Lap Chart

		LAP												
Nr	Pos	Points	1	2	3	4	5	6	7	8	9	10	11	12
60	<b>1</b>	60	5	5	5	5	73	73	5	73	5	5	5	5
5	<b>2</b>	5	2	73	73	73	5	5	73	5	73	2	10	10
25	<b>3</b>	25	73	2	2	2	2	2	2	2	2	73	73	2
73	<b>4</b>	73	10	10	10	10	10	10	10	10	10	10	2	73
2	<b>5</b>	23	23	23	15	8	8	8	8	8	8	8	8	8
8	<b>6</b>	8	15	15	15	23	15	15	15	15	15	15	15	15
10	<b>7</b>	10	9	9	9	8	23	23	23	23	23	23	23	23
9	<b>8</b>	9	4	4	8	9	9	4	9	9	4	51	51	38
23	<b>9</b>	23	51	8	4	4	4	9	4	4	9	4	38	14
4	<b>10</b>	4	48	48	48	48	48	48	48	48	51	9	14	51
48	<b>11</b>	48	14	51	51	51	51	51	51	51	14	14	4	4
15	<b>12</b>	15	8	14	14	14	14	14	14	14	38	38	9	9
134	<b>13</b>	134	95	95	95	95	95	95	95	38	95	95	95	95
14	<b>14</b>	14	24	24	24	24	38	38	38	95	24	6	6	6
51	<b>15</b>	51	6	6	38	38	24	24	24	24	6	7	7	7
7	<b>16</b>	7	38	38	6	6	6	6	6	6	7	31	31	31
38	<b>17</b>	38	7	7	7	7	7	7	7	7	7	31	31	31
41	<b>18</b>	41	31	31	31	31	31	31	31	31	31	31	31	31
6	<b>19</b>	6												
95	<b>20</b>	95												
24	<b>21</b>	24												
31	<b>22</b>	31												
34	<b>23</b>	34												


**FORMULE JR.**  
**GRAND PRIX DE L'AGE D'OR**  
**RACE 2**
**Best Sector Times**

SECTOR 1			SECTOR 2		SECTOR 3		Pos	Team	Cl	Ideal Lap	Best Lap
Pos	Driver	Time	Driver	Time	Driver	Time					
1	8 T.DE LATRE DU BOSQUEAU	27.193	73 N.WOODFORD	35.182	10 M.WALKER	35.622	1	73 Noel Woodford	H	1:38.758	1:39.965 (2)
2	2 M.WOODHOUSE	27.532	8 T.DE LATRE DU BOSQUEAU	35.568	5 R.LONGDON	35.757	2	8 Thierry de Latre du Bosqueau	H	1:39.391	1:39.624 (1)
3	73 N.WOODFORD	27.745	5 R.LONGDON	35.957	73 N.WOODFORD	35.831	3	5 Robin Longdon	B2	1:39.531	1:40.056 (3)
4	5 R.LONGDON	27.817	2 M.WOODHOUSE	35.991	2 M.WOODHOUSE	36.172	4	2 Mark Woodhouse	B2	1:39.695	1:40.193 (4)
5	10 M.WALKER	28.085	10 M.WALKER	36.147	8 T.DE LATRE DU BOSQUEAU	36.630	5	10 Jon Goddard-Watts	B2	1:39.854	1:40.353 (5)
6	9 A.OLISSOFF	28.845	15 I.PHILLIPS	36.384	15 I.PHILLIPS	37.326	6	15 Ian Phillips	B2	1:42.661	1:43.270 (6)
7	15 I.PHILLIPS	28.951	23 J.ARNOLD	36.685	23 J.ARNOLD	37.882	7	23 John Arnold	B2	1:43.735	1:43.912 (7)
8	23 J.ARNOLD	29.168	4 G.BARRON	36.884	9 A.OLISSOFF	38.330	8	9 Anthony Olissoff	B1	1:44.144	1:44.344 (8)
9	4 G.BARRON	29.411	9 A.OLISSOFF	36.969	95 B.HEMMING	38.685	9	4 Graham Barron	B1	1:45.204	1:45.872 (9)
10	38 P.GUICHARD	29.498	51 L.KINCH	37.915	51 L.KINCH	38.697	10	48 Paul Halford	A	1:46.599	1:47.194 (10)
11	48 P.HALFORD	29.661	48 P.HALFORD	38.071	48 P.HALFORD	38.867	11	51 Larry Kinch	B2	1:46.691	1:47.620 (12)
12	6 N.TOLICH	29.874	38 P.GUICHARD	38.198	4 G.BARRON	38.909	12	38 Pierre Guichard	H	1:46.716	1:47.561 (11)
13	51 L.KINCH	30.079	24 X.KINGSLAND	38.524	38 P.GUICHARD	39.020	13	6 Neil Tolich	A	1:47.982	1:49.083 (14)
14	14 F.HEKKER	30.153	6 N.TOLICH	38.566	24 X.KINGSLAND	39.497	14	24 Xavier Kingsland	A	1:48.275	1:49.319 (16)
15	24 X.KINGSLAND	30.254	14 F.HEKKER	38.768	6 N.TOLICH	39.542	15	95 Bill Hemming	H	1:48.479	1:49.200 (15)
16	7 D.RABAGLIATI	30.588	95 B.HEMMING	39.141	14 F.HEKKER	39.659	16	14 Floris-jan Hekker	B2	1:48.580	1:49.034 (13)
17	95 B.HEMMING	30.653	7 D.RABAGLIATI	39.384	7 D.RABAGLIATI	40.402	17	7 Duncan Rabagliati	B2	1:50.374	1:51.055 (17)

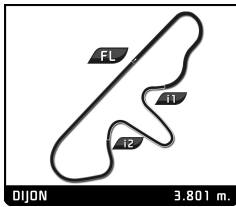


**FORMULE JR.**  
GRAND PRIX DE L'AGE D'OR  
RACE 2

Fastest Lap Sequence

Practice Time	Team	Car	Class	Driver	Time	Kph	Lap
3:31.073	5 Robin Longdon	Lola Mk2 1960	B2	Robin LONGDON	<b>1:42.283</b>	133.8	2
3:31.415	73 Noel Woodford	Gemini Mk 3A 1961	H	Noel WOODFORD	<b>1:41.583</b>	134.7	2
5:12.824	73 Noel Woodford	Gemini Mk 3A 1961	H	Noel WOODFORD	<b>1:41.409</b>	134.9	3
6:56.278	10 Jon Goddard-Watts	Bond FJ 1960	B2	Mike WALKER	<b>1:40.624</b>	136.0	4
8:34.846	73 Noel Woodford	Gemini Mk 3A 1961	H	Noel WOODFORD	<b>1:39.965</b>	136.9	5
15:33.022	8 Thierry de Latre du Bosqueau	Cooper T45 1958	H	Thierry DE LATRE DU BOSQUEAU	<b>1:39.624</b>	137.4	9



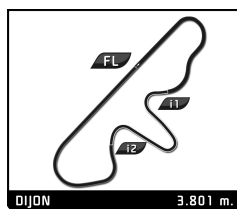


**FORMULE JR.**  
**GRAND PRIX DE L'AGE D'OR**  
**RACE 2**

Analysis by lap

Lapped

Nr	Lap Time	Gap	Nr	Lap Time	Gap	Nr	Lap Time	Gap	Nr	Lap Time	Gap	Nr	Lap Time	Gap
<b>Lap 1</b>			38	1:49.047	31.270	51	1:48.949	44.975	<b>31</b>	1:58.127	1 Lap	38	1:48.732	1'43.066
5	1:48.790		6	1:49.802	31.916	14	1:50.342	52.555	4	1:53.484	1'10.426	14	1:51.637	1'47.400
2	1:49.822	1.032	7	1:51.718	35.706	95	1:50.360	56.869	9	1:56.103	1'10.518	51	1:50.883	1'11.262
73	1:49.832	1.042	31	1:57.544	58.111	38	1:49.452	56.891	51	1:50.883	1'11.262	4	1:55.056	1'51.547
10	1:52.003	3.213	<b>Lap 4</b>			24	1:49.826	58.006	14	1:50.143	1'18.533	9	1:54.894	1'51.675
23	1:52.927	4.137	5	1:41.822		6	1:49.155	58.496	38	1:47.587	1'21.712			
15	1:54.671	5.881	73	1:42.057	0.296	7	1:52.225	1'08.038	95	1:49.200	1'24.092			
9	1:56.014	7.224	2	1:42.076	1.014	<b>Lap 7</b>			24	1:50.643	1'26.803			
4	1:56.129	7.339	10	1:40.624	1.693	5	1:40.707		6	1:50.608	1'27.440			
51	1:59.745	10.955	15	1:43.576	10.957	73	1:40.907	0.031	7	1:51.502	1'39.913			
48	1:59.774	10.984	23	1:44.840	12.217	2	1:40.675	1.132	<b>Lap 10</b>					
14	2:00.282	11.492	8	1:41.041	13.242	10	1:40.673	1.385	5	1:40.056		5	1:40.056	
8	2:00.544	11.754	9	1:46.101	17.987	<b>31</b>	2:00.480	1 Lap	2	1:40.361	0.699	2	1:40.361	0.699
95	2:01.970	13.180	4	1:46.173	19.983	8	1:40.779	15.596	73	1:40.759	0.810	73	1:40.759	0.810
24	2:03.276	14.486	48	1:48.102	27.997	15	1:44.046	22.088	10	1:40.581	1.238	10	1:40.581	1.238
6	2:04.950	16.160	51	1:48.555	29.112	23	1:44.186	22.937	8	1:40.559	15.301	8	1:40.559	15.301
38	2:05.273	16.483	14	1:49.639	33.897	9	1:49.956	45.836	15	1:43.854	34.113	15	1:43.854	34.113
7	2:05.651	16.861	95	1:49.303	37.103	4	1:50.519	46.259	23	1:45.728	36.697	23	1:45.728	36.697
31	2:12.611	23.821	24	1:50.252	38.908	48	1:47.312	49.370	<b>31</b>	1:57.484	1 Lap	<b>31</b>	1:57.484	1 Lap
<b>Lap 2</b>			38	1:49.743	39.191	51	1:49.303	53.402	51	1:51.999	1'23.205	51	1:51.999	1'23.205
5	1:42.283		6	1:49.633	39.727	14	1:49.153	1'00.832	4	1:54.569	1'24.939	4	1:54.569	1'24.939
73	1:41.583	0.342	7	1:51.055	44.939	95	1:50.504	1'06.497	9	1:54.508	1'24.970	9	1:54.508	1'24.970
2	1:41.826	0.575	31	1:58.372	1'14.661	38	1:51.683	1'07.698	14	1:49.574	1'28.051	14	1:49.574	1'28.051
10	1:42.075	3.005	<b>Lap 5</b>			24	1:51.191	1'08.321	38	1:47.561	1'29.217	38	1:47.561	1'29.217
23	1:44.477	6.331	73	1:39.965		6	1:51.609	1'09.229	95	1:49.366	1'33.402	95	1:49.366	1'33.402
15	1:43.270	6.868	5	1:41.089	0.828	7	1:51.328	1'18.490	<b>Lap 11</b>					
9	1:44.344	9.285	2	1:40.764	1.517	<b>Lap 8</b>			5	1:41.874		5	1:41.874	
4	1:45.872	10.928	10	1:40.452	1.884	73	1:40.888		<b>6</b>	1:54.950	1 Lap	<b>6</b>	1:54.950	1 Lap
8	1:44.215	13.686	8	1:43.056	16.037	5	1:40.961	0.042	10	1:43.256	2.620	10	1:43.256	2.620
48	1:47.194	15.895	15	1:45.548	16.244	2	1:40.549	0.762	73	1:43.737	2.673	73	1:43.737	2.673
51	1:47.777	16.449	23	1:44.781	16.737	10	1:40.455	0.921	2	1:44.164	2.989	2	1:44.164	2.989
14	1:49.034	18.243	9	1:47.586	25.312	8	1:41.058	15.735	7	1:53.680	1 Lap	7	1:53.680	1 Lap
95	1:49.616	20.513	4	1:47.677	27.399	15	1:45.538	26.707	8	1:45.874	19.301	8	1:45.874	19.301
24	1:49.785	21.988	48	1:48.175	35.911	23	1:44.779	26.797	15	1:46.742	38.981	15	1:46.742	38.981
6	1:49.927	23.804	51	1:48.197	37.048	<b>31</b>	2:00.509	1 Lap	23	1:52.398	47.221	23	1:52.398	47.221
38	1:49.713	23.913	14	1:49.599	43.235	9	1:50.059	54.976	<b>31</b>	1:59.324	1 Lap	<b>31</b>	1:59.324	1 Lap
7	1:51.100	25.678	95	1:50.689	47.531	4	1:52.163	57.503	51	1:55.626	1'36.957	51	1:55.626	1'36.957
31	2:00.719	42.257	38	1:49.531	48.461	48	1:49.999	58.450	38	1:50.205	1'37.548	38	1:50.205	1'37.548
<b>Lap 3</b>			24	1:50.555	49.202	51	1:48.457	1'00.940	14	1:52.800	1'38.977	14	1:52.800	1'38.977
5	1:41.690		6	1:50.897	50.363	14	1:49.038	1'08.951	4	1:56.640	1'39.705	4	1:56.640	1'39.705
73	1:41.409	0.061	7	1:52.157	56.835	38	1:47.907	1'14.686	9	1:56.899	1'39.995	9	1:56.899	1'39.995
2	1:41.875	0.760	31	1:57.253	1'31.653	95	1:49.875	1'15.453	<b>Lap 12</b>					
10	1:41.576	2.891	<b>Lap 6</b>			24	1:49.319	1'16.721	5	1:43.214		5	1:43.214	
23	1:44.558	9.199	73	1:41.022		6	1:49.083	1'17.393	10	1:41.956	1.362	2	1:43.264	3.039
15	1:44.025	9.203	5	1:40.363	0.169	7	1:51.401	1'28.972	2	1:43.264	3.039	<b>95</b>	1:56.351	1 Lap
9	1:46.113	13.708	2	1:40.838	1.333	<b>Lap 9</b>			73	1:46.331	5.790	73	1:46.331	5.790
8	1:42.027	14.023	10	1:40.726	1.588	5	1:40.519		<b>6</b>	1:57.860	1 Lap	<b>6</b>	1:57.860	1 Lap
4	1:46.394	15.632	8	1:40.678	15.693	73	1:40.668	0.107	7	1:52.656	1 Lap	7	1:52.656	1 Lap
48	1:47.512	21.717	15	1:43.696	18.918	2	1:40.193	0.394	8	1:45.507	21.594	8	1:45.507	21.594
51	1:47.620	22.379	23	1:43.912	19.627	10	1:40.353	0.713	15	1:46.151	41.918	15	1:46.151	41.918
14	1:49.527	26.080	4	1:50.239	36.616	8	1:39.624	14.798	23	1:54.934	58.941	23	1:54.934	58.941
95	1:50.799	29.622	9	1:52.466	36.756	15	1:44.169	30.315	<b>31</b>	1:59.616	1 Lap	<b>31</b>	1:59.616	1 Lap
24	1:50.180	30.478	48	1:48.045	42.934	23	1:44.789	31.025						

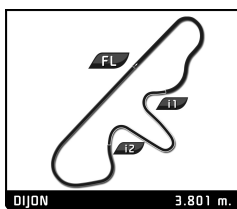


FORMULE JR.  
GRAND PRIX DE L'AGE D'OR  
RACE 2

Analysis

Personal Best Session Best B Crossing the finish line in pit lane

Lap	D	Time	Sector 1	Sector 2	Sector 3	Kph	Elapsed	Lap	D	Time	Sector 1	Sector 2	Sector 3	Kph	Elapsed
<b>2</b>		<b>Mark Woodhouse</b>					Elva 100 1959								
		1. Mark WOODHOUSE					B2								
1	1	1:49.822	35.795	36.901	37.126	124.6	1:49.822	9	1	1:50.608	29.978	39.136	41.494	123.7	16:45.664
2	1	1:41.826	28.270	36.362	37.194	134.4	3:31.648	10	1	1:54.950	32.520	41.430	41.000	119.0	18:40.614
3	1	1:41.875	28.793	36.437	36.645	134.3	5:13.523	11	1	1:57.860	33.524	41.593	42.743	116.1	20:38.474
4	1	1:42.076	28.682	36.592	36.802	134.1	6:55.599								
5	1	1:40.764	28.336	<b>35.991</b>	36.437	135.8	8:36.363								
6	1	1:40.838	28.295	36.253	36.290	135.7	10:17.201								
7	1	1:40.675	<b>27.532</b>	36.387	36.756	135.9	11:57.876								
8	1	1:40.549	28.003	36.374	<b>36.172</b>	136.1	13:38.425								
9	1	<b>1:40.193</b>	27.860	36.053	36.280	136.6	15:18.618								
10	1	1:40.361	27.822	36.097	36.442	136.3	16:58.979								
11	1	1:44.164	28.257	38.500	37.407	131.4	18:43.143								
12	1	1:43.264	28.968	37.223	37.073	132.5	20:26.407								
<b>4</b>		<b>Graham Barron</b>					Gemini MK2 1959								
		1. Graham BARRON					B1								
1	1	1:56.129	39.648	37.572	<b>38.909</b>	117.8	1:56.129								
2	1	<b>1:45.872</b>	29.650	37.298	38.924	129.2	3:42.001								
3	1	1:46.394	29.574	37.226	39.594	128.6	5:28.395								
4	1	1:46.173	<b>29.411</b>	<b>36.884</b>	39.878	128.9	7:14.568								
5	1	1:47.677	30.627	37.181	39.869	127.1	9:02.245								
6	1	1:50.239	31.204	37.091	41.944	124.1	10:52.484								
7	1	1:50.519	31.546	37.347	41.626	123.8	12:43.003								
8	1	1:52.163	32.070	37.759	42.334	122.0	14:35.166								
9	1	1:53.484	33.122	37.932	42.430	120.6	16:28.650								
10	1	1:54.569	33.201	38.566	42.802	119.4	18:23.219								
11	1	1:56.640	32.798	40.222	43.620	117.3	20:19.859								
12	1	1:55.056	32.210	39.481	43.365	118.9	22:14.915								
<b>5</b>		<b>Robin Longdon</b>					Lola Mk2 1960								
		1. Robin LONGDON					B2								
1	1	1:48.790	35.419	36.791	36.580	125.8	1:48.790								
2	1	1:42.283	28.342	37.034	36.907	133.8	3:31.073								
3	1	1:41.690	28.192	36.648	36.850	134.6	5:12.763								
4	1	1:41.822	28.576	36.853	36.393	134.4	6:54.585								
5	1	1:41.089	27.963	36.674	36.452	135.4	8:35.674								
6	1	1:40.363	28.649	<b>35.957</b>	<b>35.757</b>	136.3	10:16.037								
7	1	1:40.707	<b>27.817</b>	36.732	36.158	135.9	11:56.744								
8	1	1:40.961	28.654	35.990	36.317	135.5	13:37.705								
9	1	1:40.519	28.191	35.968	36.360	136.1	15:18.224								
10	1	<b>1:40.056</b>	27.946	36.097	36.013	136.8	16:58.280								
11	1	1:41.874	28.104	37.344	36.426	134.3	18:40.154								
12	1	1:43.214	28.658	37.579	36.977	132.6	20:23.368								
<b>7</b>		<b>Duncan Rabagliati</b>					Alexis HF1 1959								
		1. Duncan RABAGLIATI					B2								
1	1	2:05.651	43.201	41.120	41.330	108.9	2:05.651								
2	1	1:51.100	30.888	39.810	<b>40.402</b>	123.2	3:56.751								
3	1	1:51.718	31.093	39.753	40.872	122.5	5:48.469								
4	1	<b>1:51.055</b>	<b>30.588</b>	39.541	40.926	123.2	7:39.524								
5	1	1:52.157	31.108	40.021	41.028	122.0	9:31.681								
6	1	1:52.225	30.978	39.840	41.407	121.9	11:23.906								
7	1	1:51.328	30.734	39.744	40.850	122.9	13:15.234								
8	1	1:51.401	30.925	<b>39.384</b>	41.092	122.8	15:06.635								
9	1	1:51.502	30.620	40.108	40.774	122.7	16:58.137								
10	1	1:53.680	32.385	40.167	41.128	120.4	18:51.817								
11	1	1:52.656	31.042	40.764	40.850	121.5	20:44.473								
<b>8</b>		<b>Thierry de Latre du Bosqueau</b>					Cooper T45 1958								
		1. Thierry DE LATRE DU BOSQUEAU					H								
1	1	2:00.544	43.545	39.240	37.759	113.5	2:00.544								
2	1	1:44.215	29.481	37.329	37.405	131.3	3:44.759								
3	1	1:42.027	28.425	36.415	37.187	134.1	5:26.786								
4	1	1:41.041	27.771	36.421	36.849	135.4	7:07.827								
5	1	1:43.056	28.038	37.127	37.891	132.8	8:50.883								
6	1	1:40.678	27.828	35.847	37.003	135.9	10:31.561								
7	1	1:40.779	27.840	<b>35.568</b>	<b>37.371</b>	135.8	12:12.340								
8	1	1:41.058	27.901	36.527	<b>36.630</b>	135.4	13:53.398								
9	1	<b>1:39.624</b>	<b>27.193</b>	35.589	36.842	137.4	15:33.022								
10	1	1:40.559	27.636	36.058	36.865	136.1	17:13.581								
11	1	1:45.874	28.511	39.496	37.867	129.2	18:59.455								
12	1	1:45.507	28.543	38.895	38.069	129.7	20:44.962								
<b>9</b>		<b>Anthony Olisoff</b>					Elfin Mk1 1960								
		1. Anthony OLISSOFF					B1								
1	1	1:56.014	39.889	37.795	<b>38.330</b>	117.9	1:56.014								
2	1	<b>1:44.344</b>	<b>28.845</b>	<b>36.969</b>	38.530	131.1	3:40.358								
3	1	1:46.113	30.206	37.533	38.374	129.0	5:26.471								
4	1	1:46.101	30.169	37.482	38.450	129.0	7:12.572								
5	1	1:47.586	30.170	38.009	39.407	127.2	9:00.158								
6	1	1:52.466	30.973	39.060	42.433	121.7	10:52.624								
7	1	1:49.956	31.974	37.599	40.383	124.4	12:42.580								
8	1	1:50.059	31.616	37.674	40.769	124.3	14:32.639								
9	1	1:56.103	33.445	39.256	43.402	117.9	16:28.742								
10	1	1:54.508	33.613	38.931	41.964	119.5	18:23.250								
11	1	1:56.899	33.338	40.301	43.260	117.1	20:20.149								
12	1	1:54.894	32.434	39.966	42.494	119.1	22:15.043								
<b>10</b>		<b>Jon Goddard-Watts</b>					Bond FJ 1960								
		1. Mike WALKER					B2								
1	1	1:52.003	38.293	37.244	36.466	122.2	1:52.003								
2	1	1:42.075	28.764	36.714	36.597	134.1	3:34.078								
3	1	1:41.576	28.434	36.805	36.337	134.7	5:15.654								
4	1	1:40.624	28.173	36.230	36.221	136.0	6:56.278								
5	1	1:40.452	28.516	<b>36.147</b>	35.789	136.2	8:36.730								
6	1	1:40.726	28.494	36.404	35.828	135.8	10:17.456								



FORMULE JR.  
GRAND PRIX DE L'AGE D'OR  
RACE 2

Analysis

Personal Best Session Best B Crossing the finish line in pit lane

Lap	D	Time	Sector 1	Sector 2	Sector 3	Kph	Elapsed	Lap	D	Time	Sector 1	Sector 2	Sector 3	Kph	Elapsed
7	1	1:40.673	28.085	36.586	36.002	135.9	11:58.129	3	1	1:50.180	30.623	39.658	39.899	124.2	5:43.241
8	1	1:40.455	28.346	36.370	35.739	136.2	13:38.584	4	1	1:50.252	30.444	39.313	40.495	124.1	7:33.493
9	1	1:40.353	28.305	36.179	35.869	136.4	15:18.937	5	1	1:50.555	31.277	39.498	39.780	123.8	9:24.048
10	1	1:40.581	28.622	36.337	35.622	136.0	16:59.518	6	1	1:49.826	30.254	40.075	39.497	124.6	11:13.874
11	1	1:43.256	29.192	37.394	36.670	132.5	18:42.774	7	1	1:51.191	30.746	40.292	40.153	123.1	13:05.065
12	1	1:41.956	29.076	36.871	36.009	134.2	20:24.730	8	1	1:49.319	30.321	39.100	39.898	125.2	14:54.384
								9	1	1:50.643	30.425	39.845	40.373	123.7	16:45.027

**14** Floris-Jan Hekker  
1. Floris-Jan HEKKER  
Rayberg FJ 1959  
B2

1	1	2:00.282	40.470	39.329	40.483	113.8	2:00.282
2	1	1:49.034	30.388	38.987	39.659	125.5	3:49.316
3	1	1:49.527	30.153	39.076	40.298	124.9	5:38.843
4	1	1:49.639	30.470	38.954	40.215	124.8	7:28.482
5	1	1:49.599	30.547	38.958	40.094	124.9	9:18.081
6	1	1:50.342	30.652	39.256	40.434	124.0	11:08.423
7	1	1:49.153	30.180	38.889	40.084	125.4	12:57.576
8	1	1:49.038	30.197	38.768	40.073	125.5	14:46.614
9	1	1:50.143	30.467	39.226	40.450	124.2	16:36.757
10	1	1:49.574	30.329	38.991	40.254	124.9	18:26.331
11	1	1:52.800	30.776	40.794	41.230	121.3	20:19.131
12	1	1:51.637	31.445	39.745	40.447	122.6	22:10.768

**15** Ian Phillips  
1. Ian PHILLIPS  
BMC Mk 1 1960  
B2

1	1	1:54.671	39.224	37.532	37.915	119.3	1:54.671
2	1	1:43.270	29.149	36.795	37.326	132.5	3:37.941
3	1	1:44.025	29.471	36.982	37.572	131.5	5:21.966
4	1	1:43.576	28.981	36.384	38.211	132.1	7:05.542
5	1	1:45.548	29.652	37.485	38.411	129.6	8:51.090
6	1	1:43.696	28.951	36.839	37.906	132.0	10:34.786
7	1	1:44.046	29.482	36.699	37.865	131.5	12:18.832
8	1	1:45.538	29.247	36.849	39.442	129.7	14:04.370
9	1	1:44.169	29.461	36.710	37.998	131.4	15:48.539
10	1	1:43.854	29.058	36.868	37.928	131.8	17:32.393
11	1	1:46.742	29.368	38.525	38.849	128.2	19:19.135
12	1	1:46.151	29.281	38.690	38.180	128.9	21:05.286

**23** John Arnold  
1. John ARNOLD  
Elva 100 1959  
B2

1	1	1:52.927	37.673	37.252	38.002	121.2	1:52.927
2	1	1:44.477	29.345	37.142	37.990	131.0	3:37.404
3	1	1:44.558	29.490	37.004	38.064	130.9	5:21.962
4	1	1:44.840	29.740	36.920	38.180	130.5	7:06.802
5	1	1:44.781	29.168	37.635	37.978	130.6	8:51.583
6	1	1:43.912	29.309	36.685	37.918	131.7	10:35.495
7	1	1:44.186	29.481	36.738	37.967	131.3	12:19.681
8	1	1:44.779	29.451	37.107	38.221	130.6	14:04.460
9	1	1:44.789	30.190	36.717	37.882	130.6	15:49.249
10	1	1:45.728	29.408	36.786	39.534	129.4	17:34.977
11	1	1:52.398	29.868	40.970	41.560	121.7	19:27.375
12	1	1:54.934	33.663	40.572	40.699	119.1	21:22.309

**24** Xavier Kingsland  
1. Xavier KINGSLAND  
Hillwood FJ 1959  
A

1	1	2:03.276	43.181	39.565	40.530	111.0	2:03.276
2	1	1:49.785	31.682	38.524	39.579	124.6	3:53.061

**31** Hans Ciers  
1. Hans CIERS  
Mallock MK 3 1963  
H

1	1	2:12.611				103.2	2:12.611
2	1	2:00.719				113.4	4:13.330
3	1	1:57.544				116.4	6:10.874
4	1	1:58.372				115.6	8:09.246
5	1	1:57.253				116.7	10:06.499
6	1	2:00.480				113.6	12:06.979
7	1	2:00.509				113.5	14:07.488
8	1	1:58.127				115.8	16:05.615
9	1	1:57.484				116.5	18:03.099
10	1	1:59.324				114.7	20:02.423
11	1	1:59.616				114.4	22:02.039

**38** Pierre Guichard  
1. Pierre GUICHARD  
Faccioli FJ 1960  
H

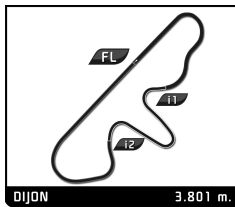
1	1	2:05.273	44.012	40.527	40.734	109.2	2:05.273
2	1	1:49.713	30.111	40.028	39.574	124.7	3:54.986
3	1	1:49.047	30.968	38.899	39.180	125.5	5:44.033
4	1	1:49.743	30.449	39.924	39.370	124.7	7:33.776
5	1	1:49.531	30.608	39.460	39.463	124.9	9:23.307
6	1	1:49.452	30.422	38.530	40.500	125.0	11:12.759
7	1	1:51.683	31.525	40.129	40.029	122.5	13:04.442
8	1	1:47.907	29.848	38.405	39.654	126.8	14:52.349
9	1	1:47.587	29.498	38.198	39.891	127.2	16:39.936
10	1	1:47.561	29.714	38.827	39.020	127.2	18:27.497
11	1	1:50.205	30.066	40.788	39.351	124.2	20:17.702
12	1	1:48.732	29.986	38.725	40.021	125.8	22:06.434

**48** Paul Halford  
1. Paul HALFORD  
Autosud FJ 1959  
A

1	1	1:59.774	41.030	39.230	39.514	114.2	1:59.774
2	1	1:47.194	29.661	38.527	39.006	127.7	3:46.968
3	1	1:47.512	29.866	38.779	38.867	127.3	5:34.480
4	1	1:48.102	30.057	38.621	39.424	126.6	7:22.582
5	1	1:48.175	29.975	38.438	39.762	126.5	9:10.757
6	1	1:48.045	30.114	38.360	39.571	126.6	10:58.802
7	1	1:47.312	29.885	38.071	39.356	127.5	12:46.114
8	1	1:49.999	29.710	38.349	41.940	124.4	14:36.113

**51** Larry Kinch  
1. Larry KINCH  
Gemini MK2 1960  
B2

1	1	1:59.745	41.626	39.422	38.697	114.3	1:59.745
2	1	1:47.777	30.309	38.258	39.210	127.0	3:47.522
3	1	1:47.620	30.079	38.424	39.117	127.1	5:35.142
4	1	1:48.555	30.782	38.237	39.536	126.1	7:23.697
5	1	1:48.197	30.762	37.924	39.511	126.5	9:11.894
6	1	1:48.949	30.461	38.467	40.021	125.6	11:00.843



**FORMULE JR.**  
**GRAND PRIX DE L'AGE D'OR**  
**RACE 2**

Analysis

■ Personal Best   ■ Session Best   B Crossing the finish line in pit lane

Lap	D	Time	Sector 1	Sector 2	Sector 3	Kph	Elapsed	Lap	D	Time	Sector 1	Sector 2	Sector 3	Kph	Elapsed
7	1	1:49.303	30.724	38.336	40.243	125.2	12:50.146								
8	1	1:48.457	30.737	<b>37.915</b>	39.805	126.2	14:38.603								
9	1	1:50.883	31.246	39.282	40.355	123.4	16:29.486								
10	1	1:51.999	33.212	39.149	39.638	122.2	18:21.485								
11	1	1:55.626	33.056	41.388	41.182	118.3	20:17.111								
12	1	1:54.251	33.408	40.667	40.176	119.8	22:11.362								

**73** **Noel Woodford** Gemini Mk 3A 1961  
1.Noel WOODFORD H

1	1	1:49.832	36.618	36.594	36.620	124.6	1:49.832
2	1	1:41.583	29.060	35.995	36.528	134.7	3:31.415
3	1	1:41.409	28.538	36.272	36.599	134.9	5:12.824
4	1	1:42.057	29.053	36.595	36.409	134.1	6:54.881
5	1	<b>1:39.965</b>	28.621	<b>35.182</b>	36.162	136.9	8:34.846
6	1	1:41.022	29.083	35.861	36.078	135.5	10:15.868
7	1	1:40.907	28.370	36.706	<b>35.831</b>	135.6	11:56.775
8	1	1:40.888	28.895	35.996	35.997	135.6	13:37.663
9	1	1:40.668	<b>27.745</b>	35.935	36.988	135.9	15:18.331
10	1	1:40.759	28.607	35.962	36.190	135.8	16:59.090
11	1	1:43.737	28.998	36.679	38.060	131.9	18:42.827
12	1	1:46.331	28.421	42.039	35.871	128.7	20:29.158

**95** **Bill Hemming** Tojeiro FJ 1961  
1.Bill HEMMING H

1	1	2:01.970	42.682	39.484	39.804	112.2	2:01.970
2	1	1:49.616	31.464	39.428	38.724	124.8	3:51.586
3	1	1:50.799	31.695	39.825	39.279	123.5	5:42.385
4	1	1:49.303	30.913	39.461	38.929	125.2	7:31.688
5	1	1:50.689	31.207	39.902	39.580	123.6	9:22.377
6	1	1:50.360	31.414	40.261	<b>38.685</b>	124.0	11:12.737
7	1	1:50.504	31.361	39.660	39.483	123.8	13:03.241
8	1	1:49.875	30.942	40.042	38.891	124.5	14:53.116
9	1	<b>1:49.200</b>	30.969	<b>39.141</b>	39.090	125.3	16:42.316
10	1	1:49.366	<b>30.653</b>	39.184	39.529	125.1	18:31.682
11	1	1:56.351	31.574	42.700	42.077	117.6	20:28.033