



*Round 6*  
Nogaro, France  
3 – 5 October 2008



Timing and Results by MST Systems Ltd

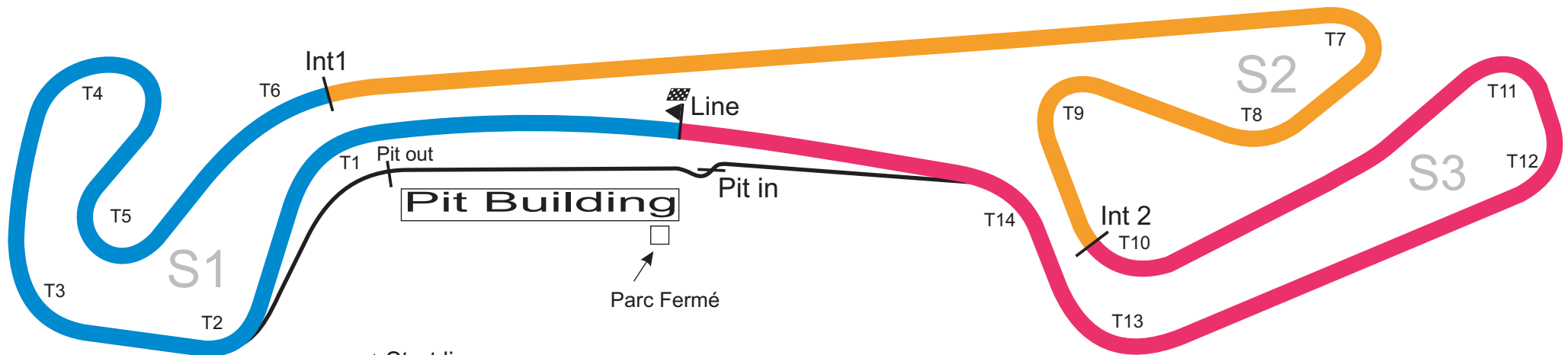
[www.gt4cup.com](http://www.gt4cup.com)

[www.mstworld.com](http://www.mstworld.com)



4 & 5 October 2008

# Circuit Paul Armagnac



- ▲ Start line
- ▣ Finish & Timing "Line"
- Start Line Offset 0,0Km
- Int 1 = @ 1167,4 Km
- Int 2 = @ 2345,1 Km
- Circuit Centerline 3,636 Km
- T = Turn (Total 14) S = Sector
- P In to P Out 0,249 Km
- Lap by the Pits = 3,609 Km

## 2008 GT4 European Cup FREE PRACTICE 1

POS	NO	CL	DRIVER	CAR	TIME	LAPS	GAP	KPH
1	101	SL	Haase/Retera	KTM Xbow	1:46.220	21		123.23
2	100	SL	Catharina FELSER	GER KTM Xbow	1:47.007	24	0.787	122.32
3	6	GT4	Kenis/Udalenkov	BMW Z4	1:48.341	26	2.121	120.81
4	102	SL	S WINTENBERGER	FRA Donkervoort D8GT	1:48.521	20	2.301	120.61
5	14	GT4	Alex BUNCOMBE	GBR Nissan 350Z	1:49.219	7	2.999	119.84
6	3	GT4	Jurgen VAN HOVER	BEL Aston Martin N24	1:49.657	20	3.437	119.36
7	1	GT4	Eric DE DONCKER	BEL Mustang FR500C	1:49.938	19	3.718	119.06
8	103	SL	Denis DONKERVOORT	NED Donkervoort D8GT	1:50.060	17	3.840	118.93
9	32	GT4	Michael MALLOCK	GBR Aston Martin N24	1:50.833	16	4.613	118.10
10	66	GT4	Raed CHARAWI	EGY Aston Martin N24	1:50.902	26	4.682	118.02
11	18	GT4	Andre GRAMMATICO	FRA BMW Z4	1:53.350	17	7.130	115.47
12	12	GT4	Provornov/Adonyev	BMW Z4	1:57.086	4	10.866	111.79

Weather/Track: Clear / Drying

Nogaro  
Circuit Length = 3.6360 km.  
Start: 08:31 End: 09:21

Race Director:	Steward:	Timekeeper:
----------------	----------	-------------

# 2008 GT4 European Cup

## Free Practice 1 - Sector Analysis Report

Lap S1 Time S1 Spd S2 Time S2 Spd S3 Time S3 Spd Lap Time Pit Lap S1 Time S1 Spd S2 Time S2 Spd S3 Time S3 Spd Lap Time Pit

1 DE DONCKER					BEL Mustang FR500C					GT4						
1				137.4	11:43.848	11	40.685	135.7	33.953	93.7	45.922		2:00.560	Pit		
2	47.972	114.8	37.535	89.5	39.201	171.0	2:04.708	12	6:14.279	132.9	33.284	99.7	36.804	177.1	7:24.367	
3	42.692	134.0	33.790	89.4	37.016	175.1	1:53.498	13	39.941	133.2	33.435	94.0	36.562	176.2	1:49.938	
4	40.856	134.3	33.209	96.5	36.764	175.9	1:50.829	14	40.371	133.4	33.346	99.5	37.049		1:50.766	
5	40.380	136.5	33.225	99.4	36.949	177.1	1:50.554	15	40.170	134.0	33.807	88.2	49.494		2:03.471	Pit
6	43.816	123.1	35.318	87.7	47.000		2:06.134	16	4:40.785	131.3	33.948	99.4	37.076	174.8	5:51.809	
7	2:51.619	129.0	33.988	96.8	37.000	177.6	4:02.607	17	41.264	109.5	39.779	83.1	48.381		2:09.424	Pit
8	40.192	136.3	33.233	100.0	36.779	177.3	1:50.204	18	5:32.824	133.7	33.466	98.1	36.785	175.7	6:43.075	
9	40.185	135.0	33.254	98.1	36.666	177.3	1:50.105	19	40.093	134.5	33.049	99.8	36.872	175.7	1:50.014	
10	40.577	135.2	33.095	101.8	37.109	176.5	1:50.781									

3 VAN HOVER					BEL Aston Martin N24					GT4						
1				144.6	11:51.585	12	3:24.142	141.2	33.792	91.3	36.045	171.3	4:33.979			
2	47.039	120.7	35.966	94.8	39.142		2:02.147	13	40.102	142.8	33.318	92.9	36.237	172.1	1:49.657	
3	42.350	132.7	35.621	100.6	37.833	168.9	1:55.804	14	40.121	139.9	33.867	88.8	36.081	172.6	1:50.069	
4	41.528	138.4	34.152	100.3	37.242	169.7	1:52.922	15	40.142	141.4	33.708	101.0	36.142	174.3	1:49.992	
5	41.191	136.0	34.244	99.8	37.531	163.7	1:52.966	16	40.229	143.4	33.596	100.5	36.443	172.9	1:50.268	
6	41.843	141.0	34.134	98.5	36.629	171.0	1:52.606	17	40.001	142.6	33.849	87.4	39.469	147.3	1:53.319	
7	40.783	141.4	33.835	98.4	36.815	172.4	1:51.433	18	41.051	141.2	33.530	89.9	44.412	174.3	1:58.993	
8	40.941	141.2	33.505	101.4	36.438	172.1	1:50.884	19	41.155	136.7	34.101	92.5	46.659		2:01.915	Pit
9	40.411	140.3	34.113	96.7	36.648	170.2	1:51.172	20	9:55.779	115.7	38.590		48.980		11:23.349	Pit
10	40.261	141.2	34.154	89.4	36.860	165.6	1:51.275									
11	40.487	139.2	34.218	93.8	46.691		2:01.396	Pit								

6 KENIS					BEL BMW Z4					GT4						
1					11:46.305	15	42.876	138.4	35.444	94.7	37.800		1:56.120			
2	53.286	118.0	44.932	78.5	42.127		2:20.345	16	41.340	138.9	34.840	97.1	37.839		1:54.019	
3	45.793	134.8	38.907	95.4	39.525		2:04.225	17	40.975	139.9	34.308	92.7	37.356		1:52.639	
4	40.828	138.7	33.536	91.1	37.566		1:51.930	18	41.309	139.4	34.241	101.8	36.891		1:52.441	
5	39.641	138.9	32.560	106.9	36.358		1:48.559	19	41.042	139.4	33.745	96.8	36.587		1:51.374	
6	40.249	138.4	33.538	99.6	36.418		1:50.205	20	40.877	140.7	33.699	94.6	36.332		1:50.908	
7	40.122	141.0	32.816	97.2	36.383		1:49.321	21	40.699	141.4	34.018	96.1	36.416		1:51.133	
8	39.163	139.8	32.623	100.6	36.700		1:48.486	22	41.598	140.8	33.216	100.9	36.801		1:51.615	
9	39.500	140.1	32.638	102.3	36.203		1:48.341	23	40.547	141.0	33.404	100.4	36.563		1:50.514	
10	39.484	140.5	32.605	100.7	36.651		1:48.740	24	40.992	141.0	33.381	100.4	37.731		1:52.104	
11	39.422	141.0	32.710	105.6	36.856		1:48.988	25	40.465	140.5	33.060	98.2	36.627		1:50.152	
12	39.908	140.3	33.941	90.6	40.486		1:54.335	26	46.999	134.7	34.263	94.7	49.993		2:11.255	Pit
13	44.260	113.2	42.729	84.8	56.260		2:23.249	Pit								
14	3:48.866	131.2	38.710	85.9	40.765		5:08.341									

12 PROVORNOV					RUS BMW Z4					GT4					
1	54:22.354	109.2	41.112	86.0	43.225	153.2	55:46.691	4	43.654	128.1	34.999	98.0	38.433	172.1	1:57.086
2	45.857	128.0	37.675	90.9	40.519	160.8	2:04.051								
3	46.717	121.1	36.879	97.8	40.033		2:03.629								



Circuit Length - 3.636 kilometres  
Circuit Paul Armagnac  
Nogaro, France

Weather/Track: Clear / Drying

# 2008 GT4 European Cup

## Free Practice 1 - Sector Analysis Report

Lap S1 Time S1 Spd S2 Time S2 Spd S3 Time S3 Spd Lap Time Pit Lap S1 Time S1 Spd S2 Time S2 Spd S3 Time S3 Spd Lap Time Pit

14 BUNCOMBE						GBR		Nissan 350Z				GT4					
1	14:05.904	113.2	40.953	80.2	50.687		15:37.544	Pit	5	40.555	137.5	33.449	106.2	36.394	168.2	1:50.398	
2	24:59.534	110.5	39.254	90.2	41.826	153.0	26:20.614		6	40.042	140.3	33.024	106.0	36.153	168.9	1:49.219	
3	45.599	117.3	36.620	90.4	48.054		2:10.273	Pit	7	45.507	120.2	36.821	95.6	48.122		2:10.450	Pit
4	7:37.508	119.3	35.493	103.0	37.482	164.7	8:50.483										

18 GRAMMATICO						FRA		BMW Z4				GT4				
1					121.0		11:56.521		10	43.229	126.7	36.003	92.3	38.838	162.5	1:58.070
2	49.854	105.3	40.397	86.9	49.279		2:19.530	Pit	11	42.544	131.6	35.842	91.6	38.466	167.4	1:56.852
3	9:06.068	117.5	40.400	88.7	43.265	153.9	10:29.733		12	42.323	131.2	35.145	96.8	38.467	166.9	1:55.935
4	45.343	123.8	38.200	84.7	41.006	159.7	2:04.549		13	42.180	129.8	35.740	94.2	37.973	167.9	1:55.893
5	44.672	128.1	36.895	94.9	41.320	147.5	2:02.887		14	41.446	136.3	35.136	97.6	37.508	168.4	1:54.090
6	44.642	129.9	37.233	96.1	40.679	161.1	2:02.554		15	56.771	131.3	35.207	96.5	37.962	166.9	2:09.940
7	45.327	125.2	38.215	92.0	51.011		2:14.553	Pit	16	41.506	135.5	34.876	93.8	37.012	170.0	1:53.394
8	9:53.809	122.6	37.387	92.2	40.651	159.2	11:11.847		17	40.729	139.1	34.861	97.9	37.760	145.8	1:53.350
9	44.422	127.0	36.831	90.0	39.121	162.2	2:00.374									

32 MALLOCK						GBR		Aston Martin N24				GT4					
1	13:14.556	113.9	46.282	90.2	44.523	138.1	14:45.361		10	40.448	138.0	34.356	93.7	36.776	169.2	1:51.580	
2	47.476	132.9	40.974	86.6	39.403	149.7	2:07.853		11	40.478	138.9	34.146	96.9	36.280	174.8	1:50.904	
3	44.622	135.2	38.247	84.7	39.670	166.9	2:02.539		12	40.178	139.8	34.256	94.8	36.399	174.5	1:50.833	
4	42.103	137.0	36.665	86.0	37.437	174.8	1:56.205		13	40.418	139.1	35.596	88.6	48.880		2:04.894	Pit
5	40.471	140.7	34.770	92.8	37.446	173.5	1:52.687		14	4:41.226	135.8	36.301	90.0	37.494	173.7	5:55.021	
6	40.261	141.9	35.310	98.6	38.219	163.0	1:53.790		15	40.950	139.4	34.819	97.9	44.267		2:00.036	Pit
7	40.669	138.5	34.523	91.9	37.713	170.2	1:52.905		16	3:32.713	138.7	34.831	94.0	49.785		4:57.329	Pit
8	41.761	134.2	38.101	85.0	49.218		2:09.080	Pit									
9	8:38.974	135.8	35.774	88.2	37.530	169.7	9:52.278										

66 CHARAWI						EGY		Aston Martin N24				GT4				
1					130.4		12:07.455		15	41.430	138.0	33.898	109.2	37.611	166.6	1:52.939
2	47.238	126.8	37.621	90.2	39.575	141.3	2:04.434		16	40.997	138.4	34.041	102.6	37.241	168.9	1:52.279
3	42.645	138.5	34.457	101.2	37.750	168.7	1:54.852		17	41.107	137.7	33.865	102.7	39.028	161.1	1:54.000
4	41.074	127.1	33.646	106.0	38.058	163.0	1:52.778		18	41.451	136.7	33.896	105.6	37.358	170.8	1:52.705
5	40.345	138.9	33.296	104.5	37.261	167.4	1:50.902		19	41.390	138.9	33.738	107.3	37.552	170.2	1:52.680
6	56.586	120.7	35.302	94.3	46.948		2:18.836	Pit	20	41.188	137.0	33.990	101.1	37.709	168.7	1:52.887
7	2:41.103	131.5	37.447	98.9	38.423	166.9	3:56.973		21	41.847	137.2	33.893	101.1	37.169	170.5	1:52.909
8	41.311	137.3	34.223	100.5	36.707	171.6	1:52.241		22	41.739	137.3	38.322	96.3	37.803	158.7	1:57.864
9	40.588	137.3	34.082	97.7	36.784	168.9	1:51.454		23	42.993	131.9	35.344	103.2	38.688	162.0	1:57.025
10	42.509	137.5	36.245	98.7	37.354	170.0	1:56.108		24	43.342	136.8	34.447	95.2	37.774	165.2	1:55.563
11	40.893	136.7	33.795	101.9	37.189	168.7	1:51.877		25	41.809	138.0	34.377	102.2	37.805	170.2	1:53.991
12	41.968	137.9	34.711	94.9	36.861	168.7	1:53.540		26	40.807	138.5	34.267	98.4	37.341	171.3	1:52.415
13	40.836	138.7	33.798	100.5	37.025	173.2	1:51.659									
14	41.490	137.0	34.129	98.7	36.964	170.8	1:52.583									



Circuit Length - 3.636 kilometres  
Circuit Paul Armagnac  
Nogaro, France

Weather/Track: Clear / Drying

# 2008 GT4 European Cup

## Free Practice 1 - Sector Analysis Report

Lap	S1 Time	S1 Spd	S2 Time	S2 Spd	S3 Time	S3 Spd	Lap Time	Pit	Lap	S1 Time	S1 Spd	S2 Time	S2 Spd	S3 Time	S3 Spd	Lap Time	Pit
<b>100 FELSER GER KTM Xbow SL</b>																	
1					127.1		11:57.393		14	39.716	140.5	34.215	95.8	44.744		1:58.675	Pit
2	48.640	124.0	37.819	86.2	38.525	164.2	2:04.984		15	3:02.138	139.8	33.956	90.7	35.608		4:11.702	
3	41.842	137.0	34.578	85.7	36.558	168.4	1:52.978		16	39.988	138.4	33.304	94.2	35.368	169.7	1:48.660	
4	40.771	139.2	33.817	95.1	35.710	169.7	1:50.298		17	38.771	139.4	32.915	99.1	35.782		1:47.468	
5	39.588	139.9	33.379	103.3	36.437	167.7	1:49.404		18	38.920	139.6	32.787	98.5	35.300	170.8	1:47.007	
6	39.855	140.5	33.561	97.2	35.743	167.4	1:49.159		19	38.940	137.7	33.047	95.2	35.471	168.2	1:47.458	
7	39.643	140.5	33.244	98.0	46.521		1:59.408	Pit	20	39.166	137.5	33.835	97.4	41.518		1:54.519	Pit
8	4:37.553	137.0	33.457	100.6	35.642	166.9	5:46.652		21	2:32.568	136.5	33.283	92.7	35.583	168.7	3:41.434	
9	39.878	141.0	33.292	99.3	35.377	170.2	1:48.547		22	38.876	139.1	32.948	93.7	35.238	166.1	1:47.062	
10	40.181	141.4	33.132	99.9	35.466	168.7	1:48.779		23	38.671	138.5	32.809	98.1	36.414	168.7	1:47.894	
11	39.743	140.8	33.326	98.7	35.550	168.7	1:48.619		24	39.264	137.7	32.792	95.8	34.981	168.7	1:47.037	
12	39.371	140.3	33.257	95.8	35.682	170.2	1:48.310										
13	39.769	141.4	33.118	99.8	35.601	168.4	1:48.488										

Lap	S1 Time	S1 Spd	S2 Time	S2 Spd	S3 Time	S3 Spd	Lap Time	Pit	Lap	S1 Time	S1 Spd	S2 Time	S2 Spd	S3 Time	S3 Spd	Lap Time	Pit
<b>101 HAASE GER KTM Xbow SL</b>																	
1	13:13.437	111.5	40.767	79.8	41.510	157.6	14:35.714		12	39.481	139.4	33.607	100.0	36.017	166.9	1:49.105	
2	45.670	127.7	40.951	82.9	40.702	157.6	2:07.323		13	38.889	141.0	32.496	100.3	35.792	170.0	1:47.177	
3	44.877	130.7	37.036	87.1	40.748	163.2	2:02.661		14	38.788	141.2	32.498	107.0	35.554	167.7	1:46.840	
4	43.903	134.3	36.376	90.1	39.803	157.8	2:00.082		15	38.543	142.1	32.335	105.0	1:06.883		2:17.761	
5	43.713	133.2	36.398	83.8	45.479		2:05.590	Pit	16	44.612	136.5	32.941	105.3	44.108		2:01.661	Pit
6	3:16.899	136.3	34.621	96.2	36.549	169.7	4:28.069		17	4:08.875	132.7	36.228	96.6	36.286	168.7	5:21.389	
7	40.259	141.4	33.660	99.8	36.198	172.6	1:50.117		18	39.657	141.2	33.317	110.0	35.449	171.3	1:48.423	
8	39.464	142.8	33.271	102.9	35.402	171.0	1:48.137		19	38.781	139.9	32.969	102.0	34.821	171.0	1:46.571	
9	39.532	142.3	33.363	101.6	36.355	163.4	1:49.250		20	38.309	139.6	33.012	105.3	34.899	170.8	1:46.220	
10	39.002	142.8	32.926	99.8	41.069		1:52.997	Pit	21	38.733	140.5	33.376	102.3	44.098		1:56.207	Pit
11	2:27.582	140.8	32.717	113.9	36.303	171.3	3:36.602										

Lap	S1 Time	S1 Spd	S2 Time	S2 Spd	S3 Time	S3 Spd	Lap Time	Pit	Lap	S1 Time	S1 Spd	S2 Time	S2 Spd	S3 Time	S3 Spd	Lap Time	Pit
<b>102 S WINTENBERGER FRA Donkervoort D8GT SL</b>																	
1	12:28.952	117.2	41.524	80.4	43.200	159.4	13:53.676		12	44.276	128.3	36.004	82.3	39.866		2:00.146	
2	47.363	118.0	38.153		42.698		2:08.214		13	44.458	126.2	36.785	86.6	40.273		2:01.516	
3	45.496	122.6	37.140	73.9	41.701		2:04.337		14	44.162	126.1	36.245	86.0	49.972		2:10.379	Pit
4	44.765	124.4	38.031	76.2	42.037		2:04.833		15	7:01.735	127.1	36.039	93.2	36.873		8:14.647	
5	46.241	120.3	43.898		47.838		2:17.977		16	40.714	130.9	35.507	102.8	36.319		1:52.540	
6	48.649	119.6	38.736	74.2	50.794		2:18.179	Pit	17	40.144	136.3	33.486	101.9	35.863		1:49.493	
7	3:36.405	117.0	37.957	82.7	47.216		5:01.578	Pit	18	39.774	138.7	34.440	92.2	37.220		1:51.434	
8	1:41.036	125.5	37.015	81.4	40.670		2:58.721		19	39.602	139.9	33.331	91.1	35.588		1:48.521	
9	44.954	123.0	36.718	85.9	39.841		2:01.513		20	39.860	138.7	33.676	88.9	36.169		1:49.705	
10	44.158	126.4	37.166	81.6	40.433		2:01.757										
11	44.421	124.9	36.219	86.5	39.814		2:00.454										



Weather/Track: Clear / Drying

Circuit Length - 3.636 kilometres  
Circuit Paul Armagnac  
Nogaro, France

Printed at 09:27, Friday, 03 October, 2008

© MST Systems Ltd, 2005 (www.mstworld.com)

Page 3



## 2008 GT4 European Cup Free Practice 1 - Best Sector Speeds Report

SECTOR 1				SECTOR 2				SECTOR 3				
POS	NO	NAME	SPEED	LAP	NO	NAME	SPEED	LAP	NO	NAME	SPEED	LAP
1	3	VAN HOVER	143.4	16	101	HAASE	113.9	11	1	DE DONCKER	177.6	7
2	101	HAASE	142.8	8	66	CHARAWI	109.2	15	32	MALLOCK	174.8	4
3	32	MALLOCK	141.9	6	6	KENIS	106.9	5	3	VAN HOVER	174.3	15
4	6	KENIS	141.4	21	14	BUNCOMBE	106.2	5	66	CHARAWI	173.2	13
5	100	FELSER	141.4	10	100	FELSER	103.3	5	101	HAASE	172.6	7
6	103	DONKERVOO	141.0	8	103	DONKERVOO	103.3	7	12	PROVORNOV	172.1	4
7	14	BUNCOMBE	140.3	6	102	S WINTENBE	102.8	16	100	FELSER	170.8	18
8	102	S WINTENBE	139.9	19	1	DE DONCKER	101.8	10	18	GRAMMATICO	170.0	16
9	18	GRAMMATICO	139.1	17	3	VAN HOVER	101.4	8	14	BUNCOMBE	168.9	6
10	66	CHARAWI	138.9	5	32	MALLOCK	98.6	6	102	S WINTENBE	159.4	1
11	1	DE DONCKER	136.5	5	12	PROVORNOV	98.0	4				
12	12	PROVORNOV	128.1	4	18	GRAMMATICO	97.9	17				



Weather/Track: Clear / Drying

Circuit Length - 3.636 kilometres  
Circuit Paul Armagnac  
Nogaro, France

## 2008 GT4 European Cup Free Practice 1 - Best Sector Times Report

POS	NO	SECTOR 1		SECTOR 2		SECTOR 3		IDEAL/BEST LAP COMPARISON							
		TIME	LAP	NO	TIME	LAP	NO	TIME	LAP	NO	NAME	IDEAL	BEST	LAP	DIFF
1	101	38.309	20	101	32.335	15	101	34.821	19	101	HAASE	1:45.465	1:46.220	20	+ 0.755
2	100	38.671	23	6	32.560	5	100	34.981	24	100	FELSER	1:46.439	1:47.007	18	+ 0.568
3	6	39.163	8	100	32.787	18	102	35.588	19	6	KENIS	1:47.926	1:48.341	9	+ 0.415
4	102	39.602	19	14	33.024	6	103	35.634	8	102	S WINTENB	1:48.521	1:48.521	19	+ 0.000
5	1	39.941	13	1	33.049	19	3	36.045	12	14	BUNCOMBE	1:49.219	1:49.219	6	+ 0.000
6	103	39.952	9	66	33.296	5	14	36.153	6	3	VAN HOVER	1:49.364	1:49.657	13	+ 0.293
7	3	40.001	17	3	33.318	13	6	36.203	9	103	DONKERVO	1:49.489	1:50.060	8	+ 0.571
8	14	40.042	6	102	33.331	19	32	36.280	11	1	DE DONCKE	1:49.552	1:49.938	13	+ 0.386
9	32	40.178	12	103	33.903	13	1	36.562	13	66	CHARAWI	1:50.348	1:50.902	5	+ 0.554
10	66	40.345	5	32	34.146	11	66	36.707	8	32	MALLOCK	1:50.604	1:50.833	12	+ 0.229
11	18	40.729	17	18	34.861	17	18	37.012	16	18	GRAMMATIC	1:52.602	1:53.350	17	+ 0.748
12	12	43.654	4	12	34.999	4	12	38.433	4	12	PROVORNO	1:57.086	1:57.086	4	+ 0.000

'Perfect Lap' - 1:45.465



Circuit Length - 3.636 kilometres  
Circuit Paul Armagnac  
Nogaro, France

Weather/Track: Clear / Drying

## 2008 GT4 European Cup FREE PRACTICE 2

POS	NO	CL	DRIVER	CAR	TIME	LAPS	GAP	KPH
1	6	GT4	Kenis/Udalenkov	BMW Z4	1:38.774	24		132.52
2	101	SL	Haase/Retera	KTM Xbow	1:38.928	25	0.154	132.31
3	14	GT4	Alex BUNCOMBE	GBR Nissan 350Z	1:39.012	14	0.238	132.20
4	1	GT4	Eric DE DONCKER	BEL Mustang FR500C	1:39.736	25	0.962	131.24
5	3	GT4	Jurgen VAN HOVER	BEL Aston Martin N24	1:40.084	23	1.310	130.78
6	32	GT4	Michael MALLOCK	GBR Aston Martin N24	1:40.157	19	1.383	130.69
7	18	GT4	Andre GRAMMATICO	FRA BMW Z4	1:40.631	10	1.857	130.07
8	103	SL	Denis DONKERVOORT	NED Donkervoort D8GT	1:41.113	23	2.339	129.45
9	66	GT4	Raed CHARAWI	EGY Aston Martin N24	1:41.757	24	2.983	128.63
10	12	GT4	Provornov/Adonyev	BMW Z4	1:42.278	22	3.504	127.98
11	102	SL	S WINTENBERGER	FRA Donkervoort D8GT	1:42.733	26	3.959	127.41
12	100	SL	Catharina FELSER	GER KTM Xbow	1:44.598	14	5.824	125.14
13	114	SL	Thomas FILLATRE	FRA YES	2:00.807	4	22.033	108.35

Weather/Track: Cloud/Dry

Nogaro  
Circuit Length = 3.6360 km.  
Start: 13:30 End: 14:20

Race Director:	Steward:	Timekeeper:
----------------	----------	-------------

# 2008 GT4 European Cup

## Free Practice 2 - Sector Analysis Report

Lap S1 Time S1 Spd S2 Time S2 Spd S3 Time S3 Spd Lap Time Pit Lap S1 Time S1 Spd S2 Time S2 Spd S3 Time S3 Spd Lap Time Pit

1 DE DONCKER						BEL		Mustang FR500C				GT4			
1	11:12.211	98.6	39.656	83.3	39.915	165.9	12:31.782	14	3:43.890	139.8	31.807	106.8	34.130	182.0	4:49.827
2	42.953	129.8	33.475	96.9	36.068	175.9	1:52.496	15	36.996	143.6	30.923	111.9	33.347	185.7	1:41.266
3	38.933	141.0	31.982	101.1	35.029	180.0	1:45.944	16	36.543	146.8	30.810	111.3	33.597	180.8	1:40.950
4	38.201	145.8	31.584	108.7	34.285	182.6	1:44.070	17	36.861	144.3	30.586	113.5	33.279	186.6	1:40.726
5	37.437	146.0	30.783	109.6	33.527	184.8	1:41.747	18	38.253	139.9	31.479	105.7	40.472		1:50.204 Pit
6	36.449	145.8	30.642	111.4	33.572	186.0	1:40.663	19	2:06.969	141.4	31.126	112.7	33.467	184.8	3:11.562
7	37.053	143.4	31.588	106.5	41.134		1:49.775 Pit	20	36.451	145.3	30.417	113.6	33.193	185.1	1:40.061
8	1:52.039	138.2	31.270	109.7	33.769	187.0		21	36.188	145.1	30.465	114.7	33.182	183.8	1:39.835
9	36.574	143.9	30.935	111.6	33.323	186.0	1:40.832	22	38.854	131.5	32.917	103.9	33.823	186.3	1:45.594
10	36.560	144.5	30.867	112.4	33.273	185.7	1:40.700	23	36.108	146.0	30.394	110.4	33.234	186.3	1:39.736
11	36.867	144.9	30.834	112.0	33.491	187.0	1:41.192	24	40.672	121.1	33.823	108.3	33.871	186.6	1:48.366
12	36.743	144.3	30.752	112.6	33.189	186.0	1:40.684	25	36.520	144.3	30.503	114.6	33.236	186.0	1:40.259
13	39.219	137.2	32.285	101.2	42.363		1:53.867 Pit								

3 VAN HOVER						BEL		Aston Martin N24				GT4			
1	11:02.484	124.0	37.062	95.5	47.695		12:27.241 Pit	13	36.899	142.6	31.616	110.6	33.143	179.4	1:41.658
2	5:41.754	124.5	34.544	97.7	36.592	163.7	6:52.890	14	36.229	144.5	31.047	112.0	32.808	178.8	1:40.084
3	37.722	146.0	31.728	106.0	33.840	178.8	1:43.290	15	36.389	142.8	31.158	106.5	40.698		1:48.245 Pit
4	36.770	146.6	31.146	111.3	33.428	178.5	1:41.344	16	2:30.172	145.8	31.601	98.2	33.301	182.3	3:35.074
5	36.692	143.9	31.469	103.3	33.075	177.6	1:41.236	17	37.067	146.6	31.650	103.4	38.233	181.7	1:46.950
6	36.517	146.0	31.480	100.0	33.776	181.1	1:41.773	18	36.580	146.0	31.253	110.0	33.048	182.9	1:40.881
7	37.211	146.0	31.357	111.3	33.554	180.5	1:42.122	19	37.458	144.3	31.439	111.2	33.752	183.2	1:42.649
8	36.835	145.5	31.104	102.6	33.118	181.4	1:41.057	20	36.520	145.8	31.470	101.5	41.439		1:49.429 Pit
9	36.585	146.8	31.288	101.7	33.105	182.9	1:40.978	21	2:25.238	147.4	31.905	107.7	33.782	182.0	3:30.925
10	36.713	147.2	31.170	102.3	33.129	182.0	1:41.012	22	36.595	146.0	31.269	101.9	33.079	182.3	1:40.943
11	36.857	142.1	31.451	104.0	40.774		1:49.082 Pit	23	36.675	145.5	31.447	104.5	33.840	183.5	1:41.962
12	2:41.662	141.6	31.628	110.1	34.098	174.3	3:47.388								

6 KENIS						BEL		BMW Z4				GT4			
1	10:49.212	130.5	34.948	93.0	37.135		12:01.295	14	37.447	147.2	30.872	107.7	33.566		1:41.885
2	40.420	138.9	33.960	93.6	43.834		1:58.214 Pit	15	36.510	146.8	30.405	117.0	33.047		1:39.962
3	3:47.402	101.2	41.724	84.2	39.418		5:08.544	16	36.484	147.0	30.151	111.1	32.875		1:39.510
4	42.781	133.4	33.507	102.8	35.185		1:51.473	17	36.346	147.0	30.107	115.1	32.849		1:39.302
5	38.663	143.6	31.510	105.4	33.847		1:44.020	18	36.432	145.5	30.254	117.5	32.625		1:39.311
6	37.684	135.7	32.353	106.0	33.507		1:43.544	19	35.985	146.4	30.113	115.8	32.676		1:38.774
7	37.940	131.5	31.993	109.7	33.291		1:43.224	20	38.502	125.7	38.378	92.1	46.431		2:03.311 Pit
8	38.298	145.5	31.002	107.0	33.388		1:42.688	21	3:16.722	141.9	30.496	116.2	33.307		4:20.525
9	36.987	145.8	30.754	105.9	33.149		1:40.890	22	36.072	147.6	30.225	115.2	33.040		1:39.337
10	36.881	145.1	31.130	106.3	32.966		1:40.977	23	36.124	147.4	30.170	117.6	32.952		1:39.246
11	36.599	144.7	30.539	105.9	33.030		1:40.168	24	35.932	146.8	30.226	114.9	32.669		1:38.827
12	39.999	139.2	36.187	99.8	48.142		2:04.328 Pit								
13	3:08.837	143.6	31.565	103.0	34.310		4:14.712								



Circuit Length - 3.636 kilometres  
Circuit Paul Armagnac  
Nogaro, France

Weather/Track: Cloud/Dry

Printed at 14:24, Friday, 03 October, 2008

© MST Systems Ltd, 2005 (www.mstworld.com)

Page 1

# 2008 GT4 European Cup

## Free Practice 2 - Sector Analysis Report

Lap S1 Time S1 Spd S2 Time S2 Spd S3 Time S3 Spd Lap Time Pit Lap S1 Time S1 Spd S2 Time S2 Spd S3 Time S3 Spd Lap Time Pit

12 PROVORNOV							RUS		BMW Z4			GT4			
1	10:50.214	131.0	35.105	99.6	37.195	168.4	12:02.514	13	39.241	142.8	31.208	108.3	34.323	176.2	1:44.772
2	41.439	137.7	32.914	102.1	36.928	170.5	1:51.281	14	37.958	142.5	30.715	111.0	34.573	173.2	1:43.246
3	41.667	137.0	32.907	104.2	35.846	166.6	1:50.420	15	39.329	138.9	31.364	108.2	33.618	176.8	1:44.311
4	41.328	139.1	32.721	102.8	41.658		1:55.707 Pit	16	4:20.608	127.0	36.309	103.4	41.404		5:38.321 Pit
5	3:11.413	121.8	35.808	98.3	36.413	171.0	4:23.634	17	3:31.853	138.5	31.807	105.3	34.235	177.3	4:37.895
6	40.414	136.7	32.453	106.3	34.816	174.5	1:47.683	18	38.348	142.8	31.121	112.0	33.783	175.1	1:43.252
7	38.887	139.4	31.687	110.7	33.769	178.2	1:44.343	19	38.205	143.6	31.010	106.8	33.895	178.2	1:43.110
8	39.590	139.9	31.541	111.3	34.055	174.5	1:45.186	20	37.289	144.1	30.990	108.9	34.159	176.8	1:42.438
9	38.685	141.7	31.358	110.2	34.025	174.3	1:44.068	21	37.422	143.6	30.985	110.7	33.871	175.7	1:42.278
10	38.157	140.5	30.878	113.2	40.382		1:49.417 Pit	22	38.011	138.0	31.404	110.7	34.419	174.3	1:43.834
11	3:11.514	136.8	32.069	107.8	34.291	175.1	4:17.874								
12	39.570	139.9	32.334	110.2	34.136	173.5	1:46.040								

14 BUNCOMBE							GBR		Nissan 350Z			GT4			
1	10:55.698	122.9	34.077	104.3	35.187	171.6	12:04.962	9	1:52.036	108.0	36.465	113.5	39.924		3:08.425 Pit
2	39.894	141.4	32.425	107.3	35.380	169.5	1:47.699	10	3:41.200	143.8	32.594	107.8	32.974	177.6	4:46.768
3	37.377	143.8	31.017	117.4	33.347	176.8	1:41.741	11	36.352	140.8	31.131	114.8	32.741	176.5	1:40.224
4	36.841	144.1	30.837	115.3	32.586	177.9	1:40.264	12	36.243	138.0	31.600	110.2	32.752	179.1	1:40.595
5	42.114	128.3	33.841	108.6	33.507	177.3	1:49.462	13	36.051	141.9	31.307	113.8	32.410	178.8	1:39.768
6	36.043	142.8	30.625	118.5	32.344	178.5	1:39.012	14	35.907	142.6	30.903	114.6	39.094		1:45.904 Pit
7	39.654	132.7	34.167	106.8	41.606		1:55.427 Pit								
8	15:50.553	129.6	33.765	108.5	39.945		17:04.263 Pit								

18 GRAMMATICO							FRA		BMW Z4			GT4			
1	10:56.846	131.5	34.640	104.0	43.830		12:15.316 Pit	7	25:56.244	138.7	31.885	110.0	34.317	178.5	27:02.446
2	6:44.409	131.5	34.133	106.7	35.478	173.7	7:54.020	8	37.260	142.6	31.551	100.5	33.649	180.2	1:42.460
3	39.108	142.5	32.445	105.4	33.702	177.3	1:45.255	9	36.454	143.4	31.560	107.2	34.420	175.4	1:42.434
4	37.165	143.9	31.517	112.0	33.550	180.5	1:42.232	10	36.741	143.0	30.782	113.6	33.108	179.4	1:40.631
5	37.245	142.8	31.449	106.8	33.392	181.1	1:42.086								
6	1:07.674	91.8	47.821	78.7	55.429		2:50.924 Pit								

32 MALLOCK							GBR		Aston Martin N24			GT4			
1	11:16.418	117.6	41.720	88.4	38.551	169.2	12:36.689	11	36.928	139.8	37.151	110.4	44.119		1:58.198 Pit
2	40.889	136.2	34.294	99.4	34.370	180.0	1:49.553	12	3:28.022	141.9	33.028	104.0	34.241	179.7	4:35.291
3	38.117	143.6	32.130	103.5	34.056	179.4	1:44.303	13	37.030	141.0	31.978	105.7	32.677	183.2	1:41.685
4	38.463	144.7	32.589	113.6	37.392	181.1	1:48.444	14	36.586	143.9	31.562	97.9	33.089	180.5	1:41.237
5	36.460	143.2	31.560	107.4	33.349	179.4	1:41.369	15	35.880	144.9	31.221	108.1	33.056	179.7	1:40.157
6	36.244	143.6	31.649	106.9	33.364	179.4	1:41.257	16	37.270	131.2	34.484	101.9	41.911		1:53.665 Pit
7	36.166	142.6	31.209	108.2	33.009	175.4	1:40.384	17	3:24.574	134.2	32.352	107.4	33.386	180.2	4:30.312
8	39.139	143.2	33.376	99.3	43.511		1:56.026 Pit	18	36.535	143.6	31.025	101.0	32.983	182.3	1:40.543
9	4:28.215	141.9	32.239	111.7	33.409	180.2	5:33.863	19	36.088	142.3	31.348	103.9	47.336		1:54.772 Pit
10	36.383	142.8	31.270	102.5	33.054	182.6	1:40.707								



Circuit Length - 3.636 kilometres  
Circuit Paul Armagnac  
Nogaro, France

Weather/Track: Cloud/Dry

Printed at 14:24, Friday, 03 October, 2008

© MST Systems Ltd, 2005 (www.mstworld.com)

Page 2

# 2008 GT4 European Cup

## Free Practice 2 - Sector Analysis Report

Lap S1 Time S1 Spd S2 Time S2 Spd S3 Time S3 Spd Lap Time Pit Lap S1 Time S1 Spd S2 Time S2 Spd S3 Time S3 Spd Lap Time Pit

66 CHARAWI						EGY Aston Martin N24						GT4			
1	11:03.113	126.4	37.253	98.2	49.269	12:29.635	Pit	14	37.252	142.1	31.387	117.6	33.860	177.1	1:42.499
2	4:11.649	107.9	43.451	95.1	39.384	164.2	5:34.484	15	37.257	141.2	31.501	113.4	33.737	177.3	1:42.495
3	40.784	140.8	32.977	109.3	35.059	169.7	1:48.820	16	37.547	141.7	31.772	117.8	42.289		1:51.608 Pit
4	38.626	139.9	31.921	115.4	33.801	178.5	1:44.348	17	3:15.555	141.0	31.494	112.7	33.864	174.8	4:20.913
5	37.707	141.6	30.933	116.4	33.477	177.1	1:42.117	18	37.189	142.8	31.342	114.9	33.625	176.2	1:42.156
6	37.404	143.4	31.049	118.9	33.304	177.1	1:41.757	19	37.543	142.6	31.808	114.8	33.713	179.4	1:43.064
7	38.969	131.0	31.524	112.7	42.501		1:52.994 Pit	20	37.385	141.4	31.320	119.0	33.609	180.5	1:42.314
8	2:42.071	141.2	31.455	114.7	33.645	178.2	3:47.171	21	37.173	143.0	31.430	118.7	34.413	177.3	1:43.016
9	37.640	142.6	31.040	117.9	33.491	179.7	1:42.171	22	37.624	142.1	31.673	117.9	33.950	178.2	1:43.247
10	37.743	143.4	31.583	116.6	33.612	177.9	1:42.938	23	37.504	141.9	31.588	118.5	33.925	177.9	1:43.017
11	37.857	140.7	31.253	118.0	33.559	179.7	1:42.669	24	37.404	140.7	31.490	115.5	33.738	180.0	1:42.632
12	38.285	140.5	32.084	109.0	34.038	175.7	1:44.407								
13	38.006	140.5	31.379	117.6	33.557	178.8	1:42.942								

100 FELSER						GER KTM Xbow						SL			
1	10:57.376	132.9	33.717	99.7	34.620	168.2	12:05.713	9	37.866	141.2	32.247	101.8	35.525	157.8	1:45.638
2	39.677	137.0	33.270	92.8	35.690	168.9	1:48.637	10	37.764	138.7	32.089	103.4	38.891		1:48.744 Pit
3	39.671	141.0	32.250	97.4	34.423	170.0	1:46.344	11	2:20.294	123.6	34.310	99.6	41.187		3:35.791 Pit
4	37.952	141.0	32.230	94.5	34.418	168.4	1:44.600	12	4:06.861	137.5	32.412	105.5	38.163	151.3	5:17.436
5	39.024	141.2	32.728	95.7	41.648		1:53.400 Pit	13	40.274	128.4	32.894	102.4	34.487	164.4	1:47.655
6	5:46.235	119.2	36.295	89.7	36.214	158.7	6:58.744	14	38.552	128.0	33.095	96.2	41.221		1:52.868 Pit
7	40.046	141.7	32.902	102.5	35.026	170.0	1:47.974								
8	38.234	137.9	32.337	100.8	34.027	169.5	1:44.598								

101 HAASE						GER KTM Xbow						SL			
1	11:31.231	140.3	38.646	89.2	40.983	169.2	12:50.860	14	36.641	148.0	31.098	113.9	33.020	175.4	1:40.759
2	37.699	137.9	31.762	112.2	33.758	167.2	1:43.219	15	35.820	146.8	31.264	110.4	32.741	175.1	1:39.825
3	38.065	135.8	31.586	113.5	34.182	165.4	1:43.833	16	35.798	146.8	30.836	111.9	32.869	174.0	1:39.503
4	38.004	141.4	31.834	109.9	34.508	170.8	1:44.346	17	37.457	145.5	31.618	111.6	39.971		1:49.046 Pit
5	39.474	138.7	32.575	104.1	41.102		1:53.151 Pit	18	2:00.921	148.0	30.855	118.5	32.975	172.9	3:04.751
6	3:25.113	114.6	39.749	110.6	37.026	168.7	4:41.888	19	36.427	147.0	30.794	112.5	32.647	174.8	1:39.868
7	36.657	143.6	31.419	112.7	32.863	173.5	1:40.939	20	35.837	146.4	30.671	112.4	32.599	175.7	1:39.107
8	36.577	145.6	31.076	113.2	33.800	168.7	1:41.453	21	35.515	146.0	30.895	112.8	32.518	176.8	1:38.928
9	36.216	147.2	31.601	113.9	32.932	170.2	1:40.749	22	36.524	147.2	30.927	113.4	32.809	175.4	1:40.260
10	37.373	144.7	35.306	106.4	38.562	172.4	1:51.241	23	35.840	142.1	30.957	113.4	32.537	174.8	1:39.334
11	35.980	145.8	31.006	113.3	32.562	172.1	1:39.548	24	36.161	145.8	31.059	109.8	32.831	173.7	1:40.051
12	35.806	143.0	31.481	116.2	42.268		1:49.555 Pit	25	36.112	143.9	31.084	112.6	50.824		1:58.020 Pit
13	2:26.847	143.9	32.105	106.8	34.171	174.3	3:33.123								



Weather/Track: Cloud/Dry

Circuit Length - 3.636 kilometres  
Circuit Paul Armagnac  
Nogaro, France

Printed at 14:24, Friday, 03 October, 2008

© MST Systems Ltd, 2005 (www.mstworld.com)

Page 3

# 2008 GT4 European Cup

## Free Practice 2 - Sector Analysis Report

Lap S1 Time S1 Spd S2 Time S2 Spd S3 Time S3 Spd Lap Time Pit Lap S1 Time S1 Spd S2 Time S2 Spd S3 Time S3 Spd Lap Time Pit

102 S WINTENBERGER						FRA		Donkervoort D8GT						SL	
1	10:50.748	134.0	35.272	92.6	36.786		12:02.806	15	37.737	141.9	31.747	105.8	34.015		1:43.499
2	41.664	140.1	33.752	104.0	35.836		1:51.252	16	37.706	143.8	31.547	105.5	33.480		1:42.733
3	39.436	141.7	33.220	103.4	34.718	168.9	1:47.374	17	39.762	138.7	31.790	107.4	34.203		1:45.755
4	38.432	141.4	32.073	104.0	34.565		1:45.070	18	37.977	136.7	33.764	101.8	39.024	115.6	1:50.765
5	39.085	141.7	32.481	100.0	35.151		1:46.717	19	40.342	141.6	31.854	100.8	34.245		1:46.441
6	39.504	140.5	32.438	104.5	42.332		1:54.274 Pit	20	38.359	141.2	31.923	104.5	34.276		1:44.558
7	3:51.420	124.0	33.961	93.3	36.354		5:01.735	21	38.114	142.8	31.875	102.6	34.079		1:44.068
8	39.040	140.7	32.252	103.2	34.500		1:45.792	22	38.318	142.3	31.926	103.5	34.167		1:44.411
9	37.860	141.2	31.866	102.9	33.884		1:43.610	23	38.374	143.6	31.955	101.6	33.877		1:44.206
10	38.831	141.4	31.608	108.1	33.481	175.1	1:43.920	24	37.656	143.8	31.863	104.2	33.943		1:43.462
11	37.438	142.6	33.221	93.1	41.729		1:52.388 Pit	25	37.835	142.5	31.599	109.0	33.583		1:43.017
12	1:54.538	141.2	32.067	103.5	34.215		3:00.820	26	39.214	120.1	36.763	103.3	37.709		1:53.686
13	39.109	139.8	32.326	101.4	34.481		1:45.916								
14	38.177	142.1	32.014	104.4	33.989		1:44.180								

103 DONKERVOORT						NED		Donkervoort D8GT						SL	
1	10:45.653	125.8	34.749	96.3	36.664	163.7	11:57.066	13	2:02.166	145.8	33.309	102.6	35.092	167.7	3:10.567
2	40.620	136.8	33.477	103.0	43.747		1:57.844 Pit	14	37.785	146.0	31.769	106.6	33.851	173.5	1:43.405
3	4:07.938	133.9	33.748	98.2	34.701		5:16.387	15	37.263	146.6	31.529	110.9	33.600		1:42.392
4	39.183	136.7	32.745	103.2	34.247		1:46.175	16	36.877	148.8	31.259	109.3	33.270	172.4	1:41.406
5	38.267	146.2	32.139	106.4	34.462	168.2	1:44.868	17	37.999	144.3	31.623	108.7	33.300		1:42.922
6	38.491	132.1	33.705	106.2	33.915	173.5	1:46.111	18	37.110	146.0	31.664	104.0	40.710		1:49.484 Pit
7	37.901	145.5	31.592	106.3	34.010	173.2	1:43.503	19	1:59.656	146.6	31.468	106.7	33.721	171.8	3:04.845
8	37.871	137.7	32.136	106.0	33.452	177.9	1:43.459	20	36.993	147.6	31.367	106.8	33.209		1:41.569
9	37.979	146.2	31.843	105.0	33.681	176.5	1:43.503	21	36.920	145.8	31.170	108.0	33.023		1:41.113
10	37.906	149.0	31.550	107.2	33.301	172.9	1:42.757	22	37.105	146.2	31.130	109.9	33.245	171.8	1:41.480
11	37.377	145.6	31.594	104.3	33.415		1:42.386	23	37.033	145.5	31.455	106.7	43.912		1:52.400 Pit
12	37.636	146.2	31.827	105.4	42.133		1:51.596 Pit								

114 FILLATRE						FRA		YES		SL					
1	11:36.719	104.4	43.224	87.0	42.687	138.3	13:02.630	4	46.970	123.0	40.610	98.4	49.281		2:16.861 Pit
2	47.213	112.7	41.221	88.6	40.532	147.3	2:08.966								
3	43.877	121.3	37.523	97.5	39.407	146.5	2:00.807								



Weather/Track: Cloud/Dry

Circuit Length - 3.636 kilometres  
Circuit Paul Armagnac  
Nogaro, France

Printed at 14:24, Friday, 03 October, 2008

© MST Systems Ltd, 2005 (www.mstworld.com)

Page 4

## 2008 GT4 European Cup Free Practice 2 - Best Sector Speeds Report

SECTOR 1				SECTOR 2				SECTOR 3				
POS	NO	NAME	SPEED	LAP	NO	NAME	SPEED	LAP	NO	NAME	SPEED	LAP
1	103	DONKERVOO	149.0	10	66	CHARAWI	119.0	20	1	DE DONCKER	187.0	8
2	101	HAASE	148.0	14	14	BUNCOMBE	118.5	6	3	VAN HOVER	183.5	23
3	6	KENIS	147.6	22	101	HAASE	118.5	18	32	MALLOCK	183.2	13
4	3	VAN HOVER	147.4	21	6	KENIS	117.6	23	18	GRAMMATICO	181.1	5
5	1	DE DONCKER	146.8	16	1	DE DONCKER	114.7	21	66	CHARAWI	180.5	20
6	32	MALLOCK	144.9	15	18	GRAMMATICO	113.6	10	14	BUNCOMBE	179.1	12
7	12	PROVORNOV	144.1	20	32	MALLOCK	113.6	4	12	PROVORNOV	178.2	7
8	14	BUNCOMBE	144.1	4	12	PROVORNOV	113.2	10	103	DONKERVOO	177.9	8
9	18	GRAMMATICO	143.9	4	3	VAN HOVER	112.0	14	101	HAASE	176.8	21
10	102	S WINTENBE	143.8	16	103	DONKERVOO	110.9	15	102	S WINTENBE	175.1	10
11	66	CHARAWI	143.4	6	102	S WINTENBE	109.0	25	100	FELSER	170.0	3
12	100	FELSER	141.7	7	100	FELSER	105.5	12	114	FILLATRE	147.3	2
13	114	FILLATRE	123.0	4	114	FILLATRE	98.4	4				



Weather/Track: Cloud/Dry

Circuit Length - 3.636 kilometres  
Circuit Paul Armagnac  
Nogaro, France

## 2008 GT4 European Cup Free Practice 2 - Best Sector Times Report

POS	NO	SECTOR 1			SECTOR 2			SECTOR 3			NAME	IDEAL/BEST LAP COMPARISON			
		TIME	LAP	NO	TIME	LAP	NO	TIME	LAP	NO		IDEAL	BEST	LAP	DIFF
1	101	35.515	21	6	30.107	17	14	32.344	6	6	KENIS	1:38.664	1:38.774	19	+ 0.110
2	32	35.880	15	1	30.394	23	101	32.518	21	101	HAASE	1:38.704	1:38.928	21	+ 0.224
3	14	35.907	14	14	30.625	6	6	32.625	18	14	BUNCOMBE	1:38.876	1:39.012	6	+ 0.136
4	6	35.932	24	101	30.671	20	32	32.677	13	32	MALLOCK	1:39.582	1:40.157	15	+ 0.575
5	1	36.108	23	12	30.715	14	3	32.808	14	1	DE DONCKE	1:39.684	1:39.736	23	+ 0.052
6	3	36.229	14	18	30.782	10	103	33.023	21	3	VAN HOVER	1:40.084	1:40.084	14	+ 0.000
7	18	36.454	9	66	30.933	5	18	33.108	10	18	GRAMMATIC	1:40.344	1:40.631	10	+ 0.287
8	103	36.877	16	32	31.025	18	1	33.182	21	103	DONKERVO	1:41.030	1:41.113	21	+ 0.083
9	66	37.173	21	3	31.047	14	66	33.304	6	66	CHARAWI	1:41.410	1:41.757	6	+ 0.347
10	12	37.289	20	103	31.130	22	102	33.480	16	12	PROVORNO	1:41.622	1:42.278	21	+ 0.656
11	102	37.438	11	102	31.547	16	12	33.618	15	102	S WINTENB	1:42.465	1:42.733	16	+ 0.268
12	100	37.764	10	100	32.089	10	100	34.027	8	100	FELSER	1:43.880	1:44.598	8	+ 0.718
13	114	43.877	3	114	37.523	3	114	39.407	3	114	FILLATRE	2:00.807	2:00.807	3	+ 0.000

'Perfect Lap' - 1:37.966



Weather/Track: Cloud/Dry

Circuit Length - 3.636 kilometres  
Circuit Paul Armagnac  
Nogaro, France

## 2008 GT4 European Cup QUALIFYING 1

POS	NO	CL	DRIVER	NAT	CAR	TIME	LAPS	GAP	KPH
1	101	SL	Christopher HAASE	GER	KTM Xbow	1:45.133	10		124.50
2	103	SL	Denis DONKERVOORT	NED	Donkervoort D8GT	1:47.522	8	2.389	121.73
3	102	SL	S WINTENBERGER	FRA	Donkervoort D8GT	1:48.611	9	3.478	120.51
4	3	GT4	Jurgen VAN HOVER	BEL	Aston Martin N24	1:48.811	9	3.678	120.29
5	14	GT4	Alex BUNCOMBE	GBR	Nissan 350Z	1:48.926	7	3.793	120.17
6	32	GT4	Michael MALLOCK	GBR	Aston Martin N24	1:48.935	10	3.802	120.16
7	100	SL	Catharina FELSER	GER	KTM Xbow	1:49.802	7	4.669	119.21
8	6	GT4	Vladimir UDALENKOV	RUS	BMW Z4	1:50.061	10	4.928	118.93
9	1	GT4	Eric DE DONCKER	BEL	Mustang FR500C	1:50.541	8	5.408	118.41
10	12	GT4	Sergey PROVOROV	RUS	BMW Z4	1:50.824	9	5.691	118.11
11	18	GT4	Andre GRAMMATICO	FRA	BMW Z4	1:50.930	8	5.797	117.99
12	66	GT4	Raed CHARAWI	EGY	Aston Martin N24	1:51.435	9	6.302	117.46
13	114	SL	Phil DRIFT	FRA	YES	2:04.235	5	19.102	105.36

QUALIFICATION MAXIMA 2:16.672

Weather/Track: Showers/Damp

Nogaro  
Circuit Length = 3.6360 km.  
Start: 16:40 End: 17:00

Race Director:	Steward:	Timekeeper:
----------------	----------	-------------

# 2008 GT4 European Cup

## Qualifying 1 - Sector Analysis Report

Lap	S1 Time	S1 Spd	S2 Time	S2 Spd	S3 Time	S3 Spd	Lap Time	Pit	Lap	S1 Time	S1 Spd	S2 Time	S2 Spd	S3 Time	S3 Spd	Lap Time	Pit
<b>1 DE DONCKER BEL Mustang FR500C GT4</b>																	
1	10:56.313	93.0	44.117	74.4	52.379		12:32.809	Pit	6	40.489	135.3	33.470	103.3	37.113	177.1	1:51.072	
2	3:09.160	126.1	34.374	96.8	37.573	174.3	4:21.107		7	42.064	125.1	36.408	86.4	39.992	178.8	1:58.464	
3	40.112	136.7	33.169	93.5	37.439	175.4	1:50.720		8	41.042	128.9	35.244	91.2	45.677		2:01.963	Pit
4	40.715	136.8	33.319	97.9	36.780	177.1	1:50.814										
5	40.522	135.2	33.298	100.4	36.721	176.5	1:50.541										
<b>3 VAN HOVER BEL Aston Martin N24 GT4</b>																	
1	11:21.087	108.8	40.472	78.0	42.764	152.6	12:44.323		6	40.008	142.6	33.087	98.6	35.716	177.3	1:48.811	
2	46.568	123.4	38.348	84.6	47.333		2:12.249	Pit	7	39.871	140.7	33.462	100.1	35.830	174.8	1:49.163	
3	4:14.884	118.9	34.957	93.1	37.189	172.9	5:27.030		8	40.392	140.7	33.481	92.5	36.498	174.5	1:50.371	
4	40.952	136.2	33.988	98.1	36.537	174.3	1:51.477		9	40.782	141.0	33.787	95.1	36.843	175.4	1:51.412	
5	40.394	142.5	33.736	92.8	35.699	175.9	1:49.829										
<b>6 UDALENKOV RUS BMW Z4 GT4</b>																	
1	13:35.060	122.6	36.637	87.2	39.990		14:51.687		7	41.512	139.6	32.851	97.9	36.795		1:51.158	
2	43.967	123.7	35.729	91.8	38.518		1:58.214		8	40.531	139.1	33.139	96.0	36.391		1:50.061	
3	42.389	131.8	34.565	89.3	38.951		1:55.905		9	40.693	139.8	33.686	98.6	36.830		1:51.209	
4	42.213	135.8	33.495	94.8	37.750		1:53.458		10	42.110	136.5	33.574	96.2	46.466		2:02.150	Pit
5	41.722	134.8	33.629	96.2	36.953		1:52.304										
6	40.906	133.4	33.584	95.2	36.701		1:51.191										
<b>12 PROVORNOV RUS BMW Z4 GT4</b>																	
1	13:44.992	127.1	36.078	86.9	39.461	164.7	15:00.531		6	40.783	137.3	33.055	102.4	36.986	170.5	1:50.824	
2	43.533	134.3	34.974	93.3	38.234	169.7	1:56.741		7	40.794	134.8	33.599	94.4	36.741	167.2	1:51.134	
3	41.837	134.5	33.917	98.3	37.442	170.8	1:53.196		8	41.824	134.7	33.783	97.1	36.916	173.2	1:52.523	
4	41.975	133.5	36.280	88.9	37.730	170.0	1:55.985		9	41.456	135.3	33.526	99.3	36.616	173.2	1:51.598	
5	42.016	126.1	33.902	96.2	36.992	171.6	1:52.910										
<b>14 BUNCOMBE GBR Nissan 350Z GT4</b>																	
1	11:47.388	99.1	41.987	85.8	51.102		13:20.477	Pit	5	39.708	141.0	33.059	108.8	36.159	171.0	1:48.926	
2	3:20.225	128.6	34.253	101.5	37.129	167.9	4:31.607		6	43.689	123.1	37.585	95.4	45.922		2:07.196	Pit
3	40.865	137.7	33.580	104.1	39.142	170.8	1:53.587		7	3:40.543	137.0	48.158		1:00.149		5:28.850	Pit
4	40.193	139.8	33.304	104.0	36.370	171.0	1:49.867										
<b>18 GRAMMATICO FRA BMW Z4 GT4</b>																	
1	10:52.360	110.1	40.628	83.7	51.934		12:24.922	Pit	6	41.027	133.9	35.061	96.5	37.476	169.2	1:53.564	
2	4:57.433	126.1	35.678	91.9	37.758	171.3	6:10.869		7	41.397	132.9	34.763	101.5	36.737	173.7	1:52.897	
3	40.732	135.8	33.903	102.4	37.143	172.9	1:51.778		8	41.096	131.3	34.924	97.7	46.738		2:02.758	Pit
4	40.551	134.2	34.445	100.7	36.381	173.2	1:51.377										
5	40.309	136.7	33.885	95.2	36.736	172.6	1:50.930										



Weather/Track: Showers/Damp

Circuit Length - 3.636 kilometres  
Circuit Paul Armagnac  
Nogaro, France

Printed at 17:13, Friday, 03 October, 2008

© MST Systems Ltd, 2005 (www.mstworld.com)

Page 1

# 2008 GT4 European Cup

## Qualifying 1 - Sector Analysis Report

Lap S1 Time S1 Spd S2 Time S2 Spd S3 Time S3 Spd Lap Time Pit Lap S1 Time S1 Spd S2 Time S2 Spd S3 Time S3 Spd Lap Time Pit

32 MALLOCK						GBR		Aston Martin N24				GT4			
1	11:04.365	113.8	39.025	77.2	40.171	162.5	12:23.561	7	39.688	137.7	33.558	100.8	35.776	175.1	1:49.022
2	43.074	134.7	36.161	90.4	38.736	164.4	1:57.971	8	39.672	138.2	33.646	100.5	35.617	176.5	1:48.935
3	42.156	128.0	35.193	93.8	39.055	167.2	1:56.404	9	40.263	136.8	34.061	95.1	36.730	170.0	1:51.054
4	42.396	129.6	35.593	94.5	44.147		2:02.136 Pit	10	42.610	125.2	39.048	87.2	48.576		2:10.234 Pit
5	2:46.398	128.6	35.082	95.0	36.425	168.4	3:57.905								
6	39.692	138.9	33.542	92.5	35.894	172.4	1:49.128								

66 CHARAWI						EGY		Aston Martin N24				GT4			
1	11:01.028	91.7	45.796	86.2	42.519	157.4	12:29.343	6	40.896	134.5	33.856	100.6	36.683	170.2	1:51.435
2	47.410	119.0	37.899	93.9	41.352	158.5	2:06.661	7	41.170	135.0	33.759	102.0	36.866	170.0	1:51.795
3	44.860	120.1	36.238	99.5	40.246	163.0	2:01.344	8	41.317	134.0	33.886	101.6	36.992	169.2	1:52.195
4	44.713	125.2	35.497	92.5	48.774		2:08.984 Pit	9	41.925	126.5	34.575	100.3	37.032	170.5	1:53.532
5	3:31.594	131.2	33.969	106.7	36.578	170.5	4:42.141								

100 FELSER						GER		KTM Xbow				SL			
1	11:00.080	135.7	34.480	91.7	37.278	160.1	12:11.838	5	40.874	127.0	33.484	93.7	36.816	159.0	1:51.174
2	41.146	137.9	33.937	89.1	36.622	164.9	1:51.705	6	39.649	122.7	34.218	97.9	35.935	162.2	1:49.802
3	40.238	137.5	33.903	91.8	36.554	166.6	1:50.695	7	39.872	127.8	33.439	101.0	40.754		1:54.065 Pit
4	40.401	117.9	41.445	100.0	36.651	158.1	1:58.497								

101 HAASE						GER		KTM Xbow				SL			
1	12:01.879	136.3	33.247	105.4	42.944	166.9	13:18.070	7	38.593	141.4	32.406	102.9	34.134	172.9	1:45.133
2	39.250	140.1	45.299	104.7	37.087	167.2	2:01.636	8	38.333	142.1	32.490	108.5	34.348	169.7	1:45.171
3	38.501	141.9	35.512	109.1	35.195	168.7	1:49.208	9	39.577	140.8	44.158		45.487	168.7	2:09.222
4	38.656	138.7	32.947	103.1	34.831	171.3	1:46.434	10	38.502	139.2	32.835	106.4	42.446		1:53.783 Pit
5	38.315	144.1	33.144	106.3	35.437	172.1	1:46.896								
6	47.193	84.1	45.871	91.1	37.272	169.7	2:10.336								

102 S WINTENBERGER						FRA		Donkervoort D8GT				SL			
1	11:03.529	108.9	44.314	78.7	43.022		12:30.865	6	40.242	142.1	33.280	91.4	36.520		1:50.042
2	47.858	115.7	38.552	80.8	50.732		2:17.142 Pit	7	40.178	141.0	33.100	98.0	35.333		1:48.611
3	4:38.848	129.3	35.605	94.9	37.726		5:52.179	8	40.066	143.4	33.641	92.4	35.972		1:49.679
4	41.586	137.5	33.869	98.0	36.930		1:52.385	9	40.656	143.0	33.659	92.2	36.255		1:50.570
5	41.017	136.3	33.178	100.0	36.189		1:50.384								

103 DONKERVOORT						NED		Donkervoort D8GT				SL			
1	11:05.115	110.2	43.444	82.1	50.760		12:39.319 Pit	6	40.421	141.7	33.124	103.0	34.819		1:48.364
2	4:34.070	122.5	36.249	96.3	37.437		5:47.756	7	39.586	141.4	32.925	100.6	35.011		1:47.522
3	42.170	134.8	34.747	100.5	36.513		1:53.430	8	39.676	145.8	33.209	99.4	41.583		1:54.468 Pit
4	40.858	136.7	33.502	101.4	35.770		1:50.130								
5	40.389	136.8	33.457	99.9	35.616		1:49.462								



Weather/Track: Showers/Damp

Circuit Length - 3.636 kilometres  
Circuit Paul Armagnac  
Nogaro, France

Printed at 17:13, Friday, 03 October, 2008

© MST Systems Ltd, 2005 (www.mstworld.com)

Page 2

# 2008 GT4 European Cup Qualifying 1 - Sector Analysis Report

Lap	S1 Time	S1 Spd	S2 Time	S2 Spd	S3 Time	S3 Spd	Lap Time	Pit	Lap	S1 Time	S1 Spd	S2 Time	S2 Spd	S3 Time	S3 Spd	Lap Time	Pit	
<b>114</b>	<b>DRIFT</b>							<b>FRA</b>		<b>YES</b>							<b>SL</b>	
1	11:03.777	108.4	41.990		42.483	141.8	12:28.250		4	45.662	117.2	37.896	92.1	40.677	147.9	2:04.235		
2	46.063	115.9	38.312	96.0	41.438	142.6	2:05.813		5	45.971	119.9	38.406	90.4	47.000		2:11.377	Pit	
3	46.046	113.5	38.257	95.7	41.432	142.2	2:05.735											



Weather/Track: Showers/Damp

Circuit Length - 3.636 kilometres  
Circuit Paul Armagnac  
Nogaro, France

## 2008 GT4 European Cup Qualifying 2 - Best Sector Speeds Report

SECTOR 1				SECTOR 2				SECTOR 3				
POS	NO	NAME	SPEED	LAP	NO	NAME	SPEED	LAP	NO	NAME	SPEED	LAP
1	1	DE DONCKER	143.0	10	66	CHARAWI	113.3	8	1	DE DONCKER	187.3	10
2	32	MALLOCK	143.0	8	6	UDALENKOV	109.0	7	66	CHARAWI	183.2	7
3	103	DONKERVOO	143.0	8	32	MALLOCK	107.0	6	32	MALLOCK	182.3	6
4	102	S WINTENBE	142.5	3	103	DONKERVOO	106.4	9	101	HAASE	178.8	10
5	101	HAASE	142.1	3	1	DE DONCKER	105.3	10	3	VAN HOVER	178.2	5
6	3	VAN HOVER	141.7	2	102	S WINTENBE	105.2	10	12	PROVORNOV	177.9	4
7	6	UDALENKOV	141.2	6	14	BUNCOMBE	104.7	1	18	GRAMMATICO	175.1	6
8	66	CHARAWI	141.2	8	101	HAASE	103.2	11	103	DONKERVOO	174.3	8
9	12	PROVORNOV	139.8	4	100	FELSER	102.7	11	14	BUNCOMBE	170.5	1
10	18	GRAMMATICO	137.3	6	12	PROVORNOV	102.2	9	100	FELSER	169.2	11
11	14	BUNCOMBE	133.5	1	18	GRAMMATICO	99.9	6				
12	100	FELSER	132.7	2	3	VAN HOVER	92.6	4				



Weather/Track: Sun/Dry

Circuit Length - 3.636 kilometres  
Circuit Paul Armagnac  
Nogaro, France

## 2008 GT4 European Cup Qualifying 1 - Best Sector Times Report

POS	NO	SECTOR 1		SECTOR 2		SECTOR 3		IDEAL/BEST LAP COMPARISON							
		TIME	LAP	NO	TIME	LAP	NO	TIME	LAP	NO	NAME	IDEAL	BEST	LAP	DIFF
1	101	38.315	5	101	32.406	7	101	34.134	7	101	HAASE	1:44.855	1:45.133	7	+ 0.278
2	103	39.586	7	6	32.851	7	103	34.819	6	103	DONKERO	1:47.330	1:47.522	7	+ 0.192
3	100	39.649	6	103	32.925	7	102	35.333	7	102	S WINTENB	1:48.499	1:48.611	7	+ 0.112
4	32	39.672	8	12	33.055	6	32	35.617	8	3	VAN HOVER	1:48.657	1:48.811	6	+ 0.154
5	14	39.708	5	14	33.059	5	3	35.699	5	32	MALLOCK	1:48.831	1:48.935	8	+ 0.104
6	3	39.871	7	3	33.087	6	100	35.935	6	14	BUNCOMBE	1:48.926	1:48.926	5	+ 0.000
7	102	40.066	8	102	33.100	7	14	36.159	5	100	FELSER	1:49.023	1:49.802	6	+ 0.779
8	1	40.112	3	1	33.169	3	18	36.381	4	6	UDALENKOV	1:49.773	1:50.061	8	+ 0.288
9	18	40.309	5	100	33.439	7	6	36.391	8	1	DE DONCKE	1:50.002	1:50.541	5	+ 0.539
10	6	40.531	8	32	33.542	6	66	36.578	5	12	PROVORNO	1:50.454	1:50.824	6	+ 0.370
11	12	40.783	6	66	33.759	7	12	36.616	9	18	GRAMMATIC	1:50.575	1:50.930	5	+ 0.355
12	66	40.896	6	18	33.885	5	1	36.721	5	66	CHARAWI	1:51.233	1:51.435	6	+ 0.202
13	114	45.662	4	114	37.896	4	114	40.677	4	114	DRIFT	2:04.235	2:04.235	4	+ 0.000

'Perfect Lap' - 1:44.855



Weather/Track: Showers/Damp

Circuit Length - 3.636 kilometres  
Circuit Paul Armagnac  
Nogaro, France

## 2008 GT4 European Cup QUALIFYING 2

POS	NO	CL	DRIVER	NAT	CAR	TIME	LAPS	GAP	KPH
1	32	GT4	Michael MALLOCK	GBR	Aston Martin N24	1:42.436	8		127.78
2	1	GT4	Eric DE DONCKER	BEL	Mustang FR500C	1:42.701	10	0.265	127.45
3	66	GT4	Raed CHARAWI	EGY	Aston Martin N24	1:42.928	8	0.492	127.17
4	103	SL	Denis DONKERVOORT	NED	Donkervoort D8GT	1:44.911	9	2.475	124.76
5	101	SL	Dennis RETERA	NED	KTM Xbow	1:45.789	11	3.353	123.73
6	102	SL	S WINTENBERGER	FRA	Donkervoort D8GT	1:45.797	10	3.361	123.72
7	6	GT4	Guino KENIS	RUS	BMW Z4	1:47.581	9	5.145	121.67
8	100	SL	Catharina FELSER	GER	KTM Xbow	1:47.740	12	5.304	121.49
9	12	GT4	Sergey PROVORNOV	RUS	BMW Z4	1:48.135	9	5.699	121.04
10	3	GT4	Jurgen VAN HOVER	BEL	Aston Martin N24	1:49.410	8	6.974	119.63
11	18	GT4	Andre GRAMMATICO	FRA	BMW Z4	1:50.946	9	8.510	117.98
QUALIFICATION MAXIMA						2:13.166			
14	GT4	Alex BUNCOMBE	GBR	Nissan 350Z	6:12.190	1	4:29.754	35.16	

Weather/Track: Sun/Dry

Nogaro  
Circuit Length = 3.6360 km.  
Start: 17:05 End: 17:25

Race Director:	Steward:	Timekeeper:
----------------	----------	-------------

# 2008 GT4 European Cup

## Qualifying 2 - Sector Analysis Report

Lap	S1 Time	S1 Spd	S2 Time	S2 Spd	S3 Time	S3 Spd	Lap Time	Pit	Lap	S1 Time	S1 Spd	S2 Time	S2 Spd	S3 Time	S3 Spd	Lap Time	Pit
<b>1 DE DONCKER BEL Mustang FR500C GT4</b>																	
1	43.541	130.2	34.079	95.2	36.469	176.5	1:54.089		7	40.907	131.8	33.524	94.5	36.292	180.8	1:50.723	
2	40.031	138.4	33.283	98.6	36.162	177.3	1:49.476		8	39.981	135.3	32.303	99.9	34.796	184.5	1:47.080	
3	42.225	133.2	33.777	95.7	43.357		1:59.359	Pit	9	38.934	137.9	31.822	104.3	34.052	186.3	1:44.808	
4	3:22.055	113.4	37.221	86.6	40.252	162.5	4:39.528		10	37.755	143.0	31.288	105.3	33.658	187.3	1:42.701	
5	43.518	122.5	34.810	90.5	38.055	174.8	1:56.383										
6	42.656	126.1	33.902	93.5	36.617	179.7	1:53.175										
<b>3 VAN HOVER BEL Aston Martin N24 GT4</b>																	
1	4:29.732	126.7	42.747	86.6	40.296	175.9	5:52.775		6	40.231	141.2	33.532	92.0	35.647	178.2	1:49.410	
2	40.146	141.7	33.879		35.993	176.5	1:50.018		7	40.615	140.7	33.344	91.2	35.736	175.4	1:49.695	
3	40.250	139.6	33.822	89.7	35.913	177.3	1:49.985		8	41.780	138.0	34.957	84.3	36.579	175.9	1:53.316	
4	40.550	141.6	34.067	92.6	43.347		1:57.964	Pit									
5	2:32.408	138.9	33.564	88.4	35.733	178.2	3:41.705										
<b>6 UDALENKOV RUS BMW Z4 GT4</b>																	
1	4:13.249	135.3	34.188	93.6	36.668		5:24.105		6	39.960	141.2	32.302	105.7	35.515		1:47.777	
2	40.384	139.4	33.339	104.9	36.503		1:50.226		7	40.300	140.1	32.359	109.0	37.345		1:50.004	
3	40.054	136.3	32.892	98.0	36.175		1:49.121		8	40.427	138.7	32.492	103.3	36.114		1:49.033	
4	40.077	137.7	32.927	97.5	35.855		1:48.859		9	43.048	116.7	39.671	88.1	47.036		2:09.755	Pit
5	39.702	140.3	32.357	103.4	35.522		1:47.581										
<b>12 PROVORNOV RUS BMW Z4 GT4</b>																	
1	5:10.470	134.3	34.067	98.4	37.014	173.2	6:21.551		6	40.225	137.9	32.613	101.2	35.675	177.3	1:48.513	
2	41.397	135.5	33.649	99.9	36.540	173.5	1:51.586		7	40.183	139.2	32.346	100.2	35.606	177.6	1:48.135	
3	40.708	136.5	33.150	100.6	36.327	174.8	1:50.185		8	40.516	136.8	32.812	100.2	35.116	172.4	1:48.444	
4	40.403	139.8	32.881	100.5	36.380	177.9	1:49.664		9	40.742	135.0	34.455	102.2	35.870	175.7	1:51.067	
5	40.294	138.9	32.981	99.7	35.621	176.8	1:48.896										
<b>14 BUNCOMBE GBR Nissan 350Z GT4</b>																	
1	5:02.189	133.5	33.734	104.7	36.267	170.5	6:12.190										
<b>18 GRAMMATICO FRA BMW Z4 GT4</b>																	
1	3:46.078	127.8	35.964	95.9	38.326	169.2	5:00.368		6	40.297	137.3	34.102	99.9	36.547	175.1	1:50.946	
2	41.448	130.9	34.268	98.5	36.831	174.8	1:52.547		7	42.028	131.3	33.959	97.6	36.259	172.1	1:52.246	
3	41.364	130.7	34.803	93.4	37.090	174.0	1:53.257		8	40.993	133.4	34.543	99.1	36.864	171.3	1:52.400	
4	41.481	129.3	35.158	94.1	46.035		2:02.674	Pit	9	41.451	128.6	35.130	94.1	37.828	165.2	1:54.409	
5	2:41.904	123.1	34.961	99.6	36.439	174.3	3:53.304										
<b>32 MALLOCK GBR Aston Martin N24 GT4</b>																	
1	49.028	134.8	36.225	86.3	37.533	169.5	2:02.786		6	38.628	138.0	32.165	107.0	33.178	182.3	1:43.971	
2	40.332	137.9	33.996	97.4	36.416	169.2	1:50.744		7	37.534	140.8	31.718	102.9	33.365	181.7	1:42.617	
3	41.255	126.5	36.382	88.2	43.188		2:00.825	Pit	8	37.098	143.0	31.418	106.4	33.920	162.7	1:42.436	
4	7:35.894	122.1	38.812	93.9	39.776	175.9	8:54.482										
5	39.504	138.9	32.619	104.1	34.606	180.0	1:46.729										



Weather/Track: Sun/Dry

Circuit Length - 3.636 kilometres  
Circuit Paul Armagnac  
Nogaro, France

# 2008 GT4 European Cup

## Qualifying 2 - Sector Analysis Report

Lap S1 Time S1 Spd S2 Time S2 Spd S3 Time S3 Spd Lap Time Pit Lap S1 Time S1 Spd S2 Time S2 Spd S3 Time S3 Spd Lap Time Pit

66 CHARAWI				EGY				Aston Martin N24				GT4			
1	4:16.473	136.3	33.867	101.8	36.865	169.2	5:27.205	6	40.117	138.4	32.651	107.6	34.471	180.5	1:47.239
2	42.006	125.7	35.727	104.5	37.372	170.8	1:55.105	7	39.375	138.5	31.925	108.5	33.525	183.2	1:44.825
3	42.943	135.8	34.005	106.4	37.141	174.8	1:54.089	8	38.100	141.2	31.463	113.3	33.365	182.9	1:42.928
4	42.543	129.3	35.913	104.6	46.106		2:04.562 Pit								
5	3:27.358	122.5	39.235	101.4	36.274	172.6	4:42.867								

100 FELSER				GER				KTM Xbow				SL			
1	41.541	127.1	34.082	94.5	37.066	156.1	1:52.689	8	41.345	124.5	33.742	100.1	35.498	159.4	1:50.585
2	39.968	132.7	33.243	101.6	35.653	164.9	1:48.864	9	39.329	123.1	33.446	94.8	35.521	159.0	1:48.296
3	39.450	122.5	33.952	98.6	35.712	164.9	1:49.114	10	39.228	130.4	33.103	97.2	35.409	149.9	1:47.740
4	40.022	129.6	33.831	96.2	35.972	155.8	1:49.825	11	39.549	130.1	33.692	102.7	35.992	169.2	1:49.233
5	39.430	130.1	34.122	99.8	36.099	155.2	1:49.651	12	40.188	128.3	33.387	98.7	36.004	151.6	1:49.579
6	40.016	130.2	32.969	98.5	35.831	156.3	1:48.816								
7	40.307	129.8	33.173	98.6	35.695	160.4	1:49.175								

101 HAASE				GER				KTM Xbow				SL			
1	46.337	131.9	34.363	95.6	35.700	170.5	1:56.400	7	39.344	136.5	33.281	98.3	35.092	174.0	1:47.717
2	39.444	141.6	32.858	98.5	35.198	177.1	1:47.500	8	39.880	141.4	32.361	102.0	41.297		1:53.538 Pit
3	39.428	142.1	32.632	100.4	34.994	174.0	1:47.054	9	1:19.465	141.6	31.868	102.7	34.003	177.3	2:25.336
4	38.917	140.1	32.454	99.8	40.075		1:51.446	10	38.849	141.0	32.147	98.5	34.793	178.8	1:45.789
5	41.873	138.0	32.614	101.9	34.967	175.4	1:49.454	11	39.184	139.6	32.460	103.2	34.794	173.5	1:46.438
6	39.744	141.0	32.714	99.4	35.028	175.1	1:47.486								

102 S WINTENBERGER				FRA				Donkervoort D8GT				SL			
1	1:59.967	137.2	33.344	91.4	35.703		3:09.014	7	39.225	140.8	32.996	98.0	34.707		1:46.928
2	40.321	137.7	33.669	95.1	36.660		1:50.650	8	39.730	142.3	32.343	101.1	34.437		1:46.510
3	39.891	142.5	33.313	94.8	36.187		1:49.391	9	39.184	138.7	32.350	101.7	34.263		1:45.797
4	40.317	142.5	33.219	96.2	35.425		1:48.961	10	40.169	135.7	32.840	105.2	33.902		1:46.911
5	40.271	141.2	33.250	98.0	41.351		1:54.872 Pit								
6	2:05.950	141.2	34.019	94.5	35.792		3:15.761								

103 DONKERVOORT				NED				Donkervoort D8GT				SL			
1	1:27.013	131.9	34.218	102.4	36.049	166.1	2:37.280	6	39.205	142.6	32.944	99.8	41.841		1:53.990 Pit
2	39.807	141.9	33.345	103.0	35.605	169.2	1:48.757	7	1:43.005	140.7	32.562	100.6	35.487	167.4	2:51.054
3	39.676	138.7	33.286	99.9	35.124	168.9	1:48.086	8	38.896	143.0	32.298	101.1	33.717	174.3	1:44.911
4	39.569	120.6	33.911	98.9	35.718	167.7	1:49.198	9	38.691	140.3	32.142	106.4	35.519	171.8	1:46.352
5	39.445	140.1	33.061	98.8	34.739	169.2	1:47.245								



Weather/Track: Sun/Dry

Circuit Length - 3.636 kilometres  
Circuit Paul Armagnac  
Nogaro, France

Printed at 17:31, Friday, 03 October, 2008

© MST Systems Ltd, 2005 (www.mstworld.com)

Page 2

## 2008 GT4 European Cup Qualifying 2 - Best Sector Speeds Report

SECTOR 1				SECTOR 2				SECTOR 3				
POS	NO	NAME	SPEED	LAP	NO	NAME	SPEED	LAP	NO	NAME	SPEED	LAP
1	1	DE DONCKER	143.0	10	66	CHARAWI	113.3	8	1	DE DONCKER	187.3	10
2	32	MALLOCK	143.0	8	6	UDALENKOV	109.0	7	66	CHARAWI	183.2	7
3	103	DONKERVOO	143.0	8	32	MALLOCK	107.0	6	32	MALLOCK	182.3	6
4	102	S WINTENBE	142.5	3	103	DONKERVOO	106.4	9	101	HAASE	178.8	10
5	101	HAASE	142.1	3	1	DE DONCKER	105.3	10	3	VAN HOVER	178.2	5
6	3	VAN HOVER	141.7	2	102	S WINTENBE	105.2	10	12	PROVORNOV	177.9	4
7	6	UDALENKOV	141.2	6	14	BUNCOMBE	104.7	1	18	GRAMMATICO	175.1	6
8	66	CHARAWI	141.2	8	101	HAASE	103.2	11	103	DONKERVOO	174.3	8
9	12	PROVORNOV	139.8	4	100	FELSER	102.7	11	14	BUNCOMBE	170.5	1
10	18	GRAMMATICO	137.3	6	12	PROVORNOV	102.2	9	100	FELSER	169.2	11
11	14	BUNCOMBE	133.5	1	18	GRAMMATICO	99.9	6				
12	100	FELSER	132.7	2	3	VAN HOVER	92.6	4				



Weather/Track: Sun/Dry

Circuit Length - 3.636 kilometres  
Circuit Paul Armagnac  
Nogaro, France

## 2008 GT4 European Cup Qualifying 2 - Best Sector Times Report

POS	NO	SECTOR 1		SECTOR 2		SECTOR 3		IDEAL/BEST LAP COMPARISON							
		TIME	LAP	NO	TIME	LAP	NO	TIME	LAP	NO	NAME	IDEAL	BEST	LAP	DIFF
1	32	37.098	8	1	31.288	10	32	33.178	6	32	MALLOCK	1:41.694	1:42.436	8	+ 0.742
2	1	37.755	10	32	31.418	8	66	33.365	8	1	DE DONCKE	1:42.701	1:42.701	10	+ 0.000
3	66	38.100	8	66	31.463	8	1	33.658	10	66	CHARAWI	1:42.928	1:42.928	8	+ 0.000
4	103	38.691	9	101	31.868	9	103	33.717	8	103	DONKERVO	1:44.550	1:44.911	8	+ 0.361
5	101	38.849	10	103	32.142	9	102	33.902	10	101	HAASE	1:44.720	1:45.789	10	+ 1.069
6	102	39.184	9	6	32.302	6	101	34.003	9	102	S WINTENB	1:45.429	1:45.797	9	+ 0.368
7	100	39.228	10	102	32.343	8	12	35.116	8	6	UDALENKOV	1:47.519	1:47.581	5	+ 0.062
8	6	39.702	5	12	32.346	7	100	35.409	10	100	FELSER	1:47.606	1:47.740	10	+ 0.134
9	3	40.146	2	100	32.969	6	6	35.515	6	12	PROVORNO	1:47.645	1:48.135	7	+ 0.490
10	12	40.183	7	3	33.344	7	3	35.647	6	3	VAN HOVER	1:49.137	1:49.410	6	+ 0.273
11	18	40.297	6	14	33.734	1	18	36.259	7	18	GRAMMATIC	1:50.515	1:50.946	6	+ 0.431
12	14	5:02.189	1	18	33.959	7	14	36.267	1	14	BUNCOMBE	6:12.190	6:12.190	1	+ 0.000


'Perfect Lap' - 1:41.564



Weather/Track: Sun/Dry

Circuit Length - 3.636 kilometres  
Circuit Paul Armagnac  
Nogaro, France

# 2008 GT4 European Cup GRID FOR RACE 1 - AMENDED

ROW 6	12   Provornov/Kuzminykh	66   Charawi
ROW 5	18   Grammatico	1   De Doncker
ROW 4	6   Udalenkov/Kenis	100   Felser
ROW 3	32   Mallock	14   Buncombe
ROW 2	3   Van Hover	102   Wintenberger
ROW 1	103   Donkervoort	101   Haase/Retera
<b>POLE</b>		
		

Car 12 to back of grid, second driver added.  
Weather/Track: Showers/Damp

Nogaro  
Circuit Length = 3.6360 km.  
Start: 16:40 End: 17:00

Race Director:	Steward:	Timekeeper:
----------------	----------	-------------

## 2008 GT4 European Cup RACE 1 - CLASSIFICATION

POS	NO	CL	DRIVER	CAR	TIME	LAPS	GAP	KPH	BEST
1	14	GT4	Buncombe	Nissan 350Z	51:33.771	30		126.92	1:39.570
2	32	GT4	Mallock	Aston Martin N24	51:46.207	30	12.436	126.42	1:39.918
3	1	GT4	De Doncker	Mustang FR500C	52:24.189	30	50.418	124.89	1:40.138
4	18	GT4	Grammatico	BMW Z4	52:44.360	30	1:10.589	124.09	1:41.135
5	6	GT4	Udalenkov/Kenis	BMW Z4	50:41.355	29	1 LAP	124.81	1:39.269
6	100	SL	Felser	KTM Xbow	52:41.947	29	1 LAP	120.05	1:44.440
7	12	GT4	Provornov/Kuzminykh	BMW Z4	51:35.149	28	2 LAPS	118.41	1:41.889
8	102	SL	Wintenberger	Donkervoort D8GT	52:52.040	26	4 LAPS	107.29	1:42.876
NOT CLASSIFIED									
66	GT4	Charawi	Aston Martin N24	10:35.831	6	D.N.F.	123.52	1:43.804	
3	GT4	Van Hover	Aston Martin N24	5:09.525	3	D.N.F.	126.86	1:42.373	
101	SL	Haase/Retera	KTM Xbow	1:42.691	1	D.N.F.	127.46	1:42.691	
103	SL	Donkervoort	Donkervoort D8GT	1:44.289	1	D.N.F.	125.51	1:44.289	
FASTEST LAP									
6	GT4	Udalenkov/Kenis	BMW Z4	1:39.269	28	131.86kph	81.93mph		
101	SL	Haase/Retera	KTM Xbow	1:42.691	1	127.46kph	79.20mph		

Weather/Track: Cloud/Dry

Nogaro  
Circuit Length = 3.6360 km.  
Start: 17:43 End: 18:35

Race Director:	Steward:	Timekeeper:
----------------	----------	-------------

# 2008 GT4 European Cup

## Race 1 - Sector Analysis Report

Lap	S1 Time	S1 Spd	S2 Time	S2 Spd	S3 Time	S3 Spd	Lap Time	Pit	Lap	S1 Time	S1 Spd	S2 Time	S2 Spd	S3 Time	S3 Spd	Lap Time	Pit
<b>1 DE DONCKER BEL Mustang FR500C</b>									<b>GT4</b>								
1	40.728	147.4	31.354	112.0	33.644	182.9	1:45.726		17	36.679	144.7	30.924	116.5	33.082	188.2	1:40.685	
2	41.041	119.4	35.375	95.0	34.978	182.6	1:51.394		18	36.583	143.8	31.119	113.4	33.094	187.9	1:40.796	
3	38.614	131.9	32.556	101.7	33.748	186.6	1:44.918		19	36.439	143.9	30.888	116.5	33.161	187.3	1:40.488	
4	38.615	139.4	32.457	101.7	33.557	187.9	1:44.629		20	36.627	146.8	30.898	116.8	33.188	186.6	1:40.713	
5	38.301	135.0	32.724	106.2	33.384	187.9	1:44.409		21	36.449	146.4	30.616	117.9	33.073	187.3	1:40.138	
6	38.174	139.8	31.857	108.8	33.262	188.9	1:43.293		22	36.487	146.6	30.834	117.6	33.073	187.3	1:40.394	
7	37.657	141.4	31.171	115.3	33.329	184.5	1:42.157		23	37.026	143.9	30.859	116.8	33.199	187.6	1:41.084	
8	36.916	143.6	31.249	112.2	33.199	187.6	1:41.364		24	36.860	144.9	30.851	117.9	33.094	187.6	1:40.805	
9	36.769	144.1	31.520	104.8	33.249	187.9	1:41.538		25	36.824	145.5	30.772	117.1	33.580	183.5	1:41.176	
10	36.903	145.8	31.532	113.8	32.905	187.9	1:41.340		26	36.821	145.6	30.747	118.4	33.060	187.6	1:40.628	
11	36.714	144.5	31.052	118.1	33.149	188.6	1:40.915		27	36.612	145.5	30.859	116.3	33.146	186.6	1:40.617	
12	36.586	143.4	31.086	110.6	33.219	188.6	1:40.891		28	37.144	147.8	30.898	116.3	33.122	186.3	1:41.164	
13	36.954	143.2	31.545	110.4	37.684		1:46.183	Pit	29	37.029	145.3	31.801	91.8	38.322	174.5	1:47.152	
14	1:43.907	142.6	31.058	114.6	33.011	187.9	2:47.976		30	40.663	138.4	32.835	108.7	36.164	177.6	1:49.662	
15	36.642	144.3	30.989	115.7	33.133	187.9	1:40.764										
16	36.956	144.7	31.206	111.3	33.028	187.9	1:41.190										

<b>3 VAN HOVER BEL Aston Martin N24</b>									<b>GT4</b>								
1	38.456	145.1	31.651	114.5	33.123	178.8	1:43.230		3	37.601	131.8	32.563	104.2	33.758	172.1	1:43.922	
2	36.576	145.5	31.474	111.8	34.323	169.7	1:42.373										

<b>6 UDALENKOV RUS BMW Z4</b>									<b>GT4</b>								
1	41.316	142.8	31.264	103.8	33.689		1:46.269		16	36.523	146.0	30.703	117.5	33.004		1:40.230	
2	39.418	141.4	33.804	105.1	34.522		1:47.744		17	36.021	145.3	30.538	118.1	32.994		1:39.553	
3	38.820	144.3	31.832	100.9	34.371		1:45.023		18	36.323	144.1	30.691	115.9	33.069		1:40.083	
4	39.412	139.4	32.202	104.1	33.937		1:45.551		19	36.514	144.5	30.413	115.4	32.818		1:39.745	
5	38.796	141.9	32.526	104.4	34.179		1:45.501		20	36.306	144.1	30.654	116.3	32.952		1:39.912	
6	38.499	144.7	31.897	103.8	33.340		1:43.736		21	36.189	145.3	30.590	114.6	32.799		1:39.578	
7	39.267	144.7	31.856	104.3	33.190		1:44.313		22	36.504	145.1	30.591	114.9	32.808		1:39.903	
8	38.004	144.7	31.884	103.2	33.701		1:43.589		23	36.285	143.9	30.383	113.8	32.613		1:39.281	
9	37.766	144.7	31.518	104.6	33.175		1:42.459		24	36.333	145.6	31.103	115.5	32.942		1:40.378	
10	37.706	143.4	31.238	102.8	33.285		1:42.229		25	36.398	145.8	30.606	113.1	32.798		1:39.802	
11	37.317	142.8	31.358	101.0	33.236		1:41.911		26	36.414	145.8	30.941	108.8	32.654		1:40.009	
12	37.435	143.0	31.238	103.7	33.475		1:42.148		27	36.362	146.2	30.716	113.2	32.725		1:39.803	
13	37.747	143.8	31.329	103.9	33.564		1:42.640		28	36.306	145.5	30.330	112.8	32.633		1:39.269	
14	37.381	144.3	31.602	102.8	40.353		1:49.336	Pit	29	36.143	146.0			1:16.437		1:52.580	
15	1:44.593	145.3	30.974	110.7	33.213		2:48.780										



Weather/Track: Cloud/Dry

Circuit Length - 3.636 kilometres  
Circuit Paul Armagnac  
Nogaro, France

Printed at 18:42, Saturday, 04 October, 2008

© MST Systems Ltd, 2005 (www.mstworld.com)

Page 1

# 2008 GT4 European Cup

## Race 1 - Sector Analysis Report

Lap S1 Time S1 Spd S2 Time S2 Spd S3 Time S3 Spd Lap Time Pit Lap S1 Time S1 Spd S2 Time S2 Spd S3 Time S3 Spd Lap Time Pit

12 PROVORNOV						RUS		BMW Z4				GT4			
1	42.460	141.7	31.680	112.0	33.561	180.2	1:47.701	16	39.304	138.2	32.059	107.7	33.978	176.5	1:45.341
2	39.644	134.7	33.256	105.2	34.025	177.3	1:46.925	17	38.750	140.1	31.861	108.5	34.118	178.5	1:44.729
3	39.620	139.8	31.936	110.2	34.076	176.8	1:45.632	18	38.074	141.9	31.545	110.2	33.628	177.9	1:43.247
4	38.804	141.9	32.258	109.9	34.168	178.2	1:45.230	19	38.187	140.8	31.604	104.6	33.807	179.7	1:43.598
5	38.900	140.1	31.779	107.4	34.614	177.3	1:45.293	20	38.549	143.8	31.486	105.5	33.506	179.4	1:43.541
6	39.081	141.6	31.690	110.2	33.713	180.0	1:44.484	21	38.643	143.9	31.226	107.3	33.309	179.7	1:43.178
7	43.793	134.8	31.780	110.4	34.253	177.1	1:49.826	22	38.174	144.1	31.475	103.9	33.457	180.8	1:43.106
8	38.205	141.7	31.437	109.2	33.681	177.9	1:43.323	23	38.048	144.5	31.553	102.8	33.325	181.7	1:42.926
9	37.803	141.2	31.840	108.2	33.697	176.5	1:43.340	24	38.099	143.8	32.164	102.5	33.844	176.8	1:44.107
10	38.383	141.9	31.569	108.3	33.629	179.1	1:43.581	25	38.013	143.0	31.556	106.4	33.770	179.4	1:43.339
11	37.812	141.4	31.674	111.7	33.394	180.2	1:42.880	26	38.227	141.9	31.598	112.9	33.428	177.9	1:43.253
12	37.010	141.0	31.672	110.9	33.207	179.1	1:41.889	27	38.079	143.4	31.493	111.3	33.783	174.8	1:43.355
13	37.735	140.1	31.246	107.4	40.968		1:49.949 Pit	28	39.337	143.4	31.661	110.2	33.608	178.5	1:44.606
14	3:19.428	127.7	35.773	103.9	35.607	175.9	4:30.808								
15	39.576	138.5	32.120	103.9	34.266	177.6	1:45.962								

14 BUNCOMBE						GBR		Nissan 350Z				GT4			
1	38.815	142.3	31.616	116.6	33.184	175.4	1:43.615	17	35.999	143.6	31.168	114.3	32.824	179.7	1:39.991
2	38.500	135.0	32.829	107.4	33.486	178.8	1:44.815	18	36.270	142.6	31.179	115.8	32.926	178.5	1:40.375
3	37.496	139.1	32.025	111.1	33.217	178.5	1:42.738	19	36.086	141.9	31.077	115.8	32.750	179.1	1:39.913
4	37.272	140.3	31.364	116.8	32.859	179.1	1:41.495	20	36.117	142.5	31.191	117.1	32.852	178.8	1:40.160
5	36.584	142.1	31.662	114.3	32.418	180.0	1:40.664	21	36.319	143.8	31.113	116.6	32.875	179.4	1:40.307
6	36.112	143.0	31.051	117.9	32.407	179.4	1:39.570	22	36.157	143.6	31.224	112.8	33.219	178.8	1:40.600
7	36.317	142.6	31.431	117.4	32.965	174.0	1:40.713	23	36.009	143.4	31.225	116.9	32.952	179.4	1:40.186
8	36.324	143.4	31.392	113.5	32.634	179.7	1:40.350	24	36.245	143.0	31.337	115.4	33.026	178.8	1:40.608
9	36.142	143.2	31.304	118.8	32.698	180.0	1:40.144	25	36.417	140.7	31.354	114.1	32.835	179.4	1:40.606
10	36.433	142.1	31.535	108.7	33.159	179.4	1:41.127	26	36.451	141.4	31.149	116.0	32.996	178.5	1:40.596
11	36.155	143.2	31.392	114.1	32.685	179.1	1:40.232	27	36.583	141.7	31.252	115.1	32.826	179.4	1:40.661
12	36.110	143.6	31.188	118.0	32.624	179.4	1:39.922	28	36.311	141.7	31.299	114.2	33.161	178.8	1:40.771
13	35.992	140.8	31.275	117.3	37.612		1:44.879 Pit	29	36.410	142.8	31.124	115.2	33.176	178.8	1:40.710
14	1:41.011	139.4	31.523	113.5	32.682	179.7	2:45.216	30	37.798	143.0	31.276	116.2	33.528	147.3	1:42.602
15	36.125	142.6	31.187	117.4	32.748	178.8	1:40.060								
16	36.088	143.2	31.214	116.2	32.843	179.7	1:40.145								



Weather/Track: Cloud/Dry

Circuit Length - 3.636 kilometres  
Circuit Paul Armagnac  
Nogaro, France

Printed at 18:42, Saturday, 04 October, 2008

© MST Systems Ltd, 2005 (www.mstworld.com)

Page 2

# 2008 GT4 European Cup

## Race 1 - Sector Analysis Report

Lap S1 Time S1 Spd S2 Time S2 Spd S3 Time S3 Spd Lap Time Pit Lap S1 Time S1 Spd S2 Time S2 Spd S3 Time S3 Spd Lap Time Pit

18 GRAMMATICO FRA							BMW Z4			GT4					
1	41.684	143.4	31.622	114.0	33.144	181.4	1:46.450	17	37.145	140.8	31.788	112.4	33.428	178.5	1:42.361
2	41.249	136.2	35.332	100.3	34.496	179.7	1:51.077	18	37.169	141.9	31.617	109.2	33.455	180.8	1:42.241
3	38.771	139.4	32.451	106.0	33.772	184.5	1:44.994	19	37.089	142.6	31.560	113.3	33.418	177.6	1:42.067
4	38.725	140.7	32.423	108.5	33.656	182.9	1:44.804	20	36.810	142.5	31.686	113.3	33.449	181.7	1:41.945
5	38.080	142.5	32.658	101.0	33.442	185.7	1:44.180	21	36.589	142.5	31.375	113.8	33.361	180.8	1:41.325
6	38.587	142.3	31.783	109.0	33.452	183.2	1:43.822	22	36.739	143.0	31.224	110.4	33.172	179.7	1:41.135
7	38.225	134.3	34.596	114.5	33.124	181.7	1:45.945	23	37.151	141.6	31.739	110.2	33.534	177.9	1:42.424
8	37.295	140.5	31.509	114.2	33.093	181.4	1:41.897	24	37.006	142.5	31.286	113.9	33.525	181.4	1:41.817
9	37.230	141.9	31.627	115.5	33.216	183.2	1:42.073	25	37.057	140.8	31.296	112.2	33.637	178.2	1:41.990
10	37.570	141.7	31.427	109.6	33.240	182.3	1:42.237	26	36.840	142.8	31.515	108.6	33.787	180.0	1:42.142
11	37.181	142.8	31.505	110.3	32.941	185.7	1:41.627	27	37.242	141.9	31.747	111.7	34.002	180.5	1:42.991
12	37.205	142.1	31.292	111.9	33.475	184.5	1:41.972	28	37.417	140.8	31.950	112.6	33.485	181.4	1:42.852
13	37.519	139.8	31.466	107.5	33.521	183.8	1:42.506	29	37.590	137.7	31.797	106.8	33.798	179.4	1:43.185
14	37.416	143.0	31.484	109.8	41.709		1:50.609 Pit	30	37.462	141.6	31.476	109.3	33.763	178.5	1:42.701
15	1:42.698	141.6	31.762	112.4	33.191	180.0	2:47.651								
16	36.722	142.5	31.411	112.9	33.207	181.4	1:41.340								

32 MALLOCK GBR							Aston Martin N24			GT4					
1	39.961	142.5	31.696	109.1	32.942	178.5	1:44.599	17	36.541	133.1	31.923	106.3	32.855	182.0	1:41.319
2	38.994	132.7	32.899	106.6	33.394	178.2	1:45.287	18	36.046	140.8	31.758	112.4	32.864	179.7	1:40.668
3	37.624	137.5	32.073	106.2	33.078	182.0	1:42.775	19	36.321	140.1	31.656	105.9	32.946	179.7	1:40.923
4	37.197	140.3	31.704	107.7	32.641	183.5	1:41.542	20	36.568	141.7	31.624	110.1	33.300	179.4	1:41.492
5	36.344	141.0	31.855	106.6	32.590	182.0	1:40.789	21	36.054	141.4	31.511	111.3	32.685	183.5	1:40.250
6	36.307	141.4	31.519	109.7	32.651	182.3	1:40.477	22	36.437	141.4	31.517	110.2	33.044	179.4	1:40.998
7	36.192	141.2	31.749	108.6	32.772	184.8	1:40.713	23	36.279	141.6	31.639	109.2	33.109	181.7	1:41.027
8	36.460	142.1	31.562	109.9	32.792	182.0	1:40.814	24	36.415	142.1	31.530	110.4	33.066	182.3	1:41.011
9	35.847	141.2	31.475	109.8	32.679	182.0	1:40.001	25	36.312	135.5	31.750	112.9	32.989	182.6	1:41.051
10	36.106	139.4	31.565	113.1	32.713	181.7	1:40.384	26	36.051	142.3	31.514	111.1	33.076	181.7	1:40.641
11	36.685	142.3	31.496	115.2	32.488	185.1	1:40.669	27	36.293	142.3	31.528	102.2	33.198	179.1	1:41.019
12	36.066	140.8	31.360	115.8	36.343		1:43.769 Pit	28	36.987	116.5	32.489	107.1	33.328	178.5	1:42.804
13	1:42.018	141.2	31.994	111.1	32.606	180.8	2:46.618	29	36.336	141.2	31.522	108.5	33.430	180.0	1:41.288
14	36.012	139.9	31.432	112.2	32.474	182.6	1:39.918	30	36.742	135.5	32.183	105.0	33.530	178.8	1:42.455
15	36.059	142.8	31.386	112.8	33.008	178.8	1:40.453								
16	36.181	141.6	31.479	108.2	32.793	182.6	1:40.453								

66 CHARAWI EGY							Aston Martin N24			GT4					
1	42.842	140.1	31.511	113.3	33.547	174.8	1:47.900	5	38.340	139.9	32.063	102.0	33.751	179.1	1:44.154
2	42.132	133.2	33.309	103.1	35.462	173.2	1:50.903	6	38.569	140.7	31.540	118.1	33.695	176.2	1:43.804
3	39.425	136.2	31.446	120.0	34.144	176.2	1:45.015								
4	38.410	136.2	31.949	116.0	33.696	178.5	1:44.055								



Weather/Track: Cloud/Dry

Circuit Length - 3.636 kilometres  
Circuit Paul Armagnac  
Nogaro, France

Printed at 18:42, Saturday, 04 October, 2008

© MST Systems Ltd, 2005 (www.mstworld.com)

Page 3

# 2008 GT4 European Cup

## Race 1 - Sector Analysis Report

Lap S1 Time S1 Spd S2 Time S2 Spd S3 Time S3 Spd Lap Time Pit Lap S1 Time S1 Spd S2 Time S2 Spd S3 Time S3 Spd Lap Time Pit

100 FELSER							GER	KTM Xbow					SL		
1	40.602	141.2	32.373	106.0	34.395	170.5	1:47.370	16	38.195	140.8	32.617	104.0	34.574	170.0	1:45.386
2	39.917	124.2	35.563	91.4	35.867	170.0	1:51.347	17	38.395	138.9	32.567	105.5	34.133	168.9	1:45.095
3	41.646	122.7	35.148	98.1	35.711	168.9	1:52.505	18	38.001	138.7	32.637	100.2	34.301	169.2	1:44.939
4	40.269	134.2	33.491	100.8	34.870	170.2	1:48.630	19	38.078	139.6	32.404	107.4	34.094	172.1	1:44.576
5	39.584	137.7	33.166	97.8	34.455	169.2	1:47.205	20	38.003	139.1	32.339	105.2	34.150	168.4	1:44.492
6	41.660	135.8	33.733	98.9	34.849	168.4	1:50.242	21	37.953	139.4	32.259	97.9	34.294	171.6	1:44.506
7	39.402	139.6	33.492	104.1	34.988	169.5	1:47.882	22	38.784	140.1	32.216	106.4	34.342	169.5	1:45.342
8	38.996	137.9	33.289	105.6	35.111	168.4	1:47.396	23	37.778	138.9	33.222	106.3	34.145	170.2	1:45.145
9	38.997	138.9	33.485	100.5	34.834	168.9	1:47.316	24	37.854	139.6	32.428	103.8	34.158	168.7	1:44.440
10	38.768	138.2	33.468	101.7	34.899	168.4	1:47.135	25	38.137	139.9	32.287	106.5	34.210	168.2	1:44.634
11	38.268	138.2	33.299	101.0	35.236	169.2	1:46.803	26	38.069	139.2	32.347	104.6	34.281	166.1	1:44.697
12	38.783	139.2	33.165	94.5	34.763	170.5	1:46.711	27	38.279	139.6	32.289	102.2	34.304	169.7	1:44.872
13	38.766	139.6	33.047	101.4	35.197	170.2	1:47.010	28	38.397	139.9	32.367	102.2	35.280	163.7	1:46.044
14	39.029	138.9	32.862	105.8	39.166		1:51.057 Pit	29	38.889	140.8	32.330	106.6	34.460	168.9	1:45.679
15	1:45.471	140.7	33.309	104.4	34.711	171.6	2:53.491								

101 HAASE							GER	KTM Xbow					SL		
1	37.690	142.5	32.142	109.0	32.859	171.0	1:42.691								

102 S WINTENBERGER							FRA	Donkervoort D8GT					SL		
1	39.653	147.4	31.876	104.0	33.828		1:45.357	15	38.347	144.9	32.272	102.0	34.217		1:44.836
2	39.277	132.7			3:42.722		4:21.999	16	38.144	145.3	32.093	103.0	33.475		1:43.712
3	40.293	136.3	35.731	91.5	40.414		1:56.438 Pit	17	38.205	143.6	32.014	102.5	33.608		1:43.827
4	4:14.203	141.6	32.812	102.4	34.032		5:21.047	18	38.151	143.9	32.001	101.4	33.896		1:44.048
5	39.038	144.1	32.649	101.3	34.394		1:46.081	19	38.481	145.5	32.431	102.1	33.690		1:44.602
6	38.460	144.9	32.733	96.9	34.392		1:45.585	20	37.421	145.6	32.014	102.0	33.562		1:42.997
7	38.983	147.4	32.229	102.0	33.853		1:45.065	21	37.773	144.9	32.034	101.1	33.749		1:43.556
8	38.676	144.1	32.513	97.4	33.898		1:45.087	22	38.177	144.7	31.913	103.6	33.637		1:43.727
9	38.678	143.9	32.699	99.6	38.324		1:49.701 Pit	23	37.662	145.1	31.602	100.1	33.612		1:42.876
10	1:47.687	145.3	32.004	102.1	33.554		2:53.245	24	37.687	144.5	31.797	105.6	33.442		1:42.926
11	38.398	147.6	32.015	101.4	34.084		1:44.497	25	37.786	144.3	31.657	106.5	34.125		1:43.568
12	38.417	144.5	32.113	101.6	33.270		1:43.800	26	38.522	143.6	31.997	101.5	33.879		1:44.398
13	39.026	145.1	31.803	105.3	33.935		1:44.764								
14	38.371	139.8	32.045	101.1	33.885		1:44.301								

103 DONKERVOORT							NED	Donkervoort D8GT					SL		
1	39.136	147.8	32.123	105.3	33.030		1:44.289								



Weather/Track: Cloud/Dry

Circuit Length - 3.636 kilometres  
Circuit Paul Armagnac  
Nogaro, France

Printed at 18:42, Saturday, 04 October, 2008

© MST Systems Ltd, 2005 (www.mstworld.com)

Page 4

## 2008 GT4 European Cup Race 1 - Best Sector Speeds Report

SECTOR 1				SECTOR 2				SECTOR 3				
POS	NO	NAME	SPEED	LAP	NO	NAME	SPEED	LAP	NO	NAME	SPEED	LAP
1	1	DE DONCKER	147.8	28	66	CHARAWI	120.0	3	1	DE DONCKER	188.9	6
2	103	DONKERVOO	147.8	1	14	BUNCOMBE	118.8	9	18	GRAMMATICO	185.7	5
3	102	S WINTENBE	147.6	11	1	DE DONCKER	118.4	26	32	MALLOCK	185.1	11
4	6	UDALENKOV	146.2	27	6	UDALENKOV	118.1	17	12	PROVORNOV	181.7	23
5	3	VAN HOVER	145.5	2	32	MALLOCK	115.8	12	14	BUNCOMBE	180.0	5
6	12	PROVORNOV	144.5	23	18	GRAMMATICO	115.5	9	66	CHARAWI	179.1	5
7	14	BUNCOMBE	143.8	21	3	VAN HOVER	114.5	1	3	VAN HOVER	178.8	1
8	18	GRAMMATICO	143.4	1	12	PROVORNOV	112.9	26	100	FELSER	172.1	19
9	32	MALLOCK	142.8	15	101	HAASE	109.0	1	101	HAASE	171.0	1
10	101	HAASE	142.5	1	100	FELSER	107.4	19				
11	100	FELSER	141.2	1	102	S WINTENBE	106.5	25				
12	66	CHARAWI	140.7	6	103	DONKERVOO	105.3	1				



Weather/Track: Cloud/Dry



Circuit Length - 3.636 kilometres  
Circuit Paul Armagnac  
Nogaro, France

## 2008 GT4 European Cup Race 1 - Best Sector Times Report

POS	NO	SECTOR 1		SECTOR 2		SECTOR 3		IDEAL/BEST LAP COMPARISON							
		TIME	LAP	NO	TIME	LAP	NO	TIME	LAP	NO	NAME	IDEAL	BEST	LAP	DIFF
1	32	35.847	9	6	30.330	28	14	32.407	6	6	UDALENKOV	1:38.964	1:39.269	28	+ 0.305
2	14	35.992	13	1	30.616	21	32	32.474	14	14	BUNCOMBE	1:39.450	1:39.570	6	+ 0.120
3	6	36.021	17	14	31.051	6	6	32.613	23	32	MALLOCK	1:39.681	1:39.918	14	+ 0.237
4	1	36.439	19	18	31.224	22	101	32.859	1	1	DE DONCKE	1:39.960	1:40.138	21	+ 0.178
5	3	36.576	2	12	31.226	21	1	32.905	10	18	GRAMMATIC	1:40.754	1:41.135	22	+ 0.381
6	18	36.589	21	32	31.360	12	18	32.941	11	3	VAN HOVER	1:41.173	1:42.373	2	+ 1.200
7	12	37.010	12	66	31.446	3	103	33.030	1	12	PROVORNO	1:41.443	1:41.889	12	+ 0.446
8	102	37.421	20	3	31.474	2	3	33.123	1	102	S WINTENB	1:42.293	1:42.876	23	+ 0.583
9	101	37.690	1	102	31.602	23	12	33.207	12	101	HAASE	1:42.691	1:42.691	1	+ 0.000
10	100	37.778	23	103	32.123	1	102	33.270	12	66	CHARAWI	1:43.333	1:43.804	6	+ 0.471
11	66	38.340	5	101	32.142	1	66	33.547	1	100	FELSER	1:44.088	1:44.440	24	+ 0.352
12	103	39.136	1	100	32.216	22	100	34.094	19	103	DONKERVO	1:44.289	1:44.289	1	+ 0.000

'Perfect Lap' - 1:38.584



Circuit Length - 3.636 kilometres  
Circuit Paul Armagnac  
Nogaro, France

Weather/Track: Cloud/Dry

## 2008 GT4 European Cup

### RACE 1 - LAP CHART

Lap 1			Lap 2			Lap 3			Lap 4			Lap 5		
No	Behind	Laptime	No	Behind	Laptime	No	Behind	Laptime	No	Behind	Laptime	No	Behind	Laptime
101		1:42.691	3		1:42.373	3		1:43.922	14		1:41.495	14		1:40.664
3	0.539	1:43.230	14	2.827	1:44.815	14	1.643	1:42.738	32	1.540	1:41.542	32	1.665	1:40.789
14	0.924	1:43.615	32	4.283	1:45.287	32	3.136	1:42.775	6	11.924	1:45.551	6	16.761	1:45.501
103	1.598	1:44.289	6	8.410	1:47.744	6	9.511	1:45.023	12	12.825	1:45.230	12	17.454	1:45.293
32	1.908	1:44.599	12	9.023	1:46.925	12	10.733	1:45.632	1	14.004	1:44.629	1	17.749	1:44.409
102	2.666	1:45.357	1	11.517	1:51.394	1	12.513	1:44.918	18	14.662	1:44.804	18	18.178	1:44.180
1	3.035	1:45.726	18	11.924	1:51.077	18	12.996	1:44.994	66	15.210	1:44.055	66	18.700	1:44.154
6	3.578	1:46.269	100	13.114	1:51.347	66	14.293	1:45.015	100	27.189	1:48.630	100	33.730	1:47.205
18	3.759	1:46.450	66	13.200	1:50.903	100	21.697	1:52.505	102	1 LAP	1:56.438P			
100	4.679	1:47.370				102	1 LAP	4:21.999						
12	5.010	1:47.701												
66	5.209	1:47.900												

Weather/Track: Cloud/Dry

www.mstworld.com

Page 1 of 6

Nogaro  
Circuit Length = 3.6360 km.  
Start: 17:43 End: 18:35

Printed - 18:40 Saturday, 04 October 2008

**2008 GT4 European Cup  
RACE 1 - LAP CHART**

(contd.)

Lap 6			Lap 7			Lap 8			Lap 9			Lap 10		
No	Behind	Laptime	No	Behind	Laptime	No	Behind	Laptime	No	Behind	Laptime	No	Behind	Laptime
14		1:39.570	14		1:40.713	14		1:40.350	14		1:40.144	14		1:41.127
32	2.572	1:40.477	32	2.572	1:40.713	32	3.036	1:40.814	32	2.893	1:40.001	102	4 LAPS	1:45.585
6	20.927	1:43.736	1	22.916	1:42.157	1	23.930	1:41.364	1	25.324	1:41.538	32	2.150	1:40.384
1	21.472	1:43.293	6	24.527	1:44.313	6	27.766	1:43.589	6	30.081	1:42.459	1	25.537	1:41.340
12	22.368	1:44.484	18	27.662	1:45.945	18	29.209	1:41.897	18	31.138	1:42.073	6	31.183	1:42.229
18	22.430	1:43.822	12	31.481	1:49.826	12	34.454	1:43.323	12	37.650	1:43.340	18	32.248	1:42.237
66	22.934	1:43.804	100	51.571	1:47.882	100	58.617	1:47.396	100	1:05.789	1:47.316	12	40.104	1:43.581
100	44.402	1:50.242	102	3 LAPS	5:21.047	102	3 LAPS	1:46.081				100	1:11.797	1:47.135

Weather/Track: Cloud/Dry

**2008 GT4 European Cup  
RACE 1 - LAP CHART**

(contd.)

Lap 11			Lap 12			Lap 13			Lap 14			Lap 15		
No	Behind	Laptime	No	Behind	Laptime	No	Behind	Laptime	No	Behind	Laptime	No	Behind	Laptime
14		1:40.232	14		1:39.922	14		1:44.879P	6		1:49.336P	14		1:40.060
32	2.587	1:40.669	32	6.434	1:43.769P	102	4 LAPS	1:49.701P	18	1.744	1:50.609P	32	3.268	1:40.453
102	4 LAPS	1:45.065	102	4 LAPS	1:45.087	1	28.493	1:46.183P	14	23.031	2:45.216	102	4 LAPS	1:44.497
1	26.220	1:40.915	1	27.189	1:40.891	6	32.849	1:42.640	32	25.906	1:39.918	1	31.957	1:40.764
6	32.862	1:41.911	6	35.088	1:42.148	18	33.320	1:42.506	102	4 LAPS	2:53.245	6	45.689	2:48.780
18	33.643	1:41.627	18	35.693	1:41.972	12	49.789	1:49.949P	1	54.284	2:47.976	18	46.304	2:47.651
12	42.752	1:42.880	12	44.719	1:41.889	32	1:08.173	2:46.618	100	56.160	1:51.057P	12	1 LAP	4:30.808
100	1:18.368	1:46.803	100	1:25.157	1:46.711	100	1:27.288	1:47.010						

Weather/Track: Cloud/Dry

Nogaro  
Circuit Length = 3.6360 km.  
Start: 17:43 End: 18:35

**2008 GT4 European Cup  
RACE 1 - LAP CHART**

(contd.)

Lap 16			Lap 17			Lap 18			Lap 19			Lap 20		
No	Behind	Laptime	No	Behind	Laptime	No	Behind	Laptime	No	Behind	Laptime	No	Behind	Laptime
14		1:40.145	14		1:39.991	14		1:40.375	14		1:39.913	14		1:40.160
32	3.576	1:40.453	32	4.904	1:41.319	32	5.197	1:40.668	32	6.207	1:40.923	32	7.539	1:41.492
100	1 LAP	2:53.491	100	1 LAP	1:45.386	100	1 LAP	1:45.095	100	1 LAP	1:44.939	100	1 LAP	1:44.576
102	4 LAPS	1:43.800	1	33.696	1:40.685	1	34.117	1:40.796	1	34.692	1:40.488	1	35.245	1:40.713
1	33.002	1:41.190	102	4 LAPS	1:44.764	102	4 LAPS	1:44.301	6	44.876	1:39.745	6	44.628	1:39.912
6	45.774	1:40.230	6	45.336	1:39.553	6	45.044	1:40.083	102	4 LAPS	1:44.836	102	4 LAPS	1:43.712
18	47.499	1:41.340	18	49.869	1:42.361	18	51.735	1:42.241	18	53.889	1:42.067	18	55.674	1:41.945
12	1 LAP	1:45.962	12	1 LAP	1:45.341	12	1 LAP	1:44.729	12	1 LAP	1:43.247	12	1 LAP	1:43.598

Weather/Track: Cloud/Dry

Nogaro  
Circuit Length = 3.6360 km.  
Start: 17:43 End: 18:35

**2008 GT4 European Cup  
RACE 1 - LAP CHART**

(contd.)

Lap 21			Lap 22			Lap 23			Lap 24			Lap 25		
No	Behind	Laptime	No	Behind	Laptime	No	Behind	Laptime	No	Behind	Laptime	No	Behind	Laptime
14		1:40.307	14		1:40.600	14		1:40.186	14		1:40.608	14		1:40.606
32	7.482	1:40.250	32	7.880	1:40.998	32	8.721	1:41.027	32	9.124	1:41.011	32	9.569	1:41.051
100	1 LAP	1:44.492	100	1 LAP	1:44.506	1	35.768	1:41.084	1	35.965	1:40.805	1	36.535	1:41.176
1	35.076	1:40.138	1	34.870	1:40.394	100	1 LAP	1:45.342	6	42.067	1:40.378	6	41.263	1:39.802
6	43.899	1:39.578	6	43.202	1:39.903	6	42.297	1:39.281	100	1 LAP	1:45.145	100	1 LAP	1:44.440
102	4 LAPS	1:43.827	102	4 LAPS	1:44.048	18	59.465	1:42.424	18	1:00.674	1:41.817	18	1:02.058	1:41.990
18	56.692	1:41.325	18	57.227	1:41.135	102	4 LAPS	1:44.602	102	4 LAPS	1:42.997	102	4 LAPS	1:43.556
12	1 LAP	1:43.541	12	1 LAP	1:43.178	12	1 LAP	1:43.106	12	1 LAP	1:42.926	12	1 LAP	1:44.107

Weather/Track: Cloud/Dry

Nogaro  
Circuit Length = 3.6360 km.  
Start: 17:43 End: 18:35

**2008 GT4 European Cup  
RACE 1 - LAP CHART**

(contd.)


Lap 26			Lap 27			Lap 28			Lap 29			Lap 30		
No	Behind	Laptime	No	Behind	Laptime	No	Behind	Laptime	No	Behind	Laptime	No	Behind	Laptime
14		1:40.596	14		1:40.661	14		1:40.771	14		1:40.710	14		1:42.602
32	9.614	1:40.641	32	9.972	1:41.019	32	12.005	1:42.804	32	12.583	1:41.288	12	2 LAPS	1:44.606
1	36.567	1:40.628	1	36.523	1:40.617	1	36.916	1:41.164	1	43.358	1:47.152	32	12.436	1:42.455
6	40.676	1:40.009	6	39.818	1:39.803	6	38.316	1:39.269	6	50.186	1:52.580	1	50.418	1:49.662
100	1 LAP	1:44.634	100	1 LAP	1:44.697	100	1 LAP	1:44.872	100	1 LAP	1:46.044	100	1 LAP	1:45.679
18	1:03.604	1:42.142	18	1:05.934	1:42.991	18	1:08.015	1:42.852	18	1:10.490	1:43.185	18	1:10.589	1:42.701
102	4 LAPS	1:43.727	102	4 LAPS	1:42.876	102	4 LAPS	1:42.926	102	4 LAPS	1:43.568	102	4 LAPS	1:44.398
12	1 LAP	1:43.339	12	1 LAP	1:43.253	12	1 LAP	1:43.355						

Weather/Track: Cloud/Dry

# 2008 GT4 European Cup GRID FOR RACE 2 - AMENDED

ROW 6	18	GRAMMATICO	14	BUNCOMBE
ROW 5	12	PROVORNOV	3	VAN HOVER
ROW 4	6	KENIS	100	FELSER
ROW 3	101	RETERA	102	WINTENBERGER
ROW 2	66	CHARAWI	103	DONKERVOORT
ROW 1	32	MALLOCK	1	DE DONCKER

**POLE**



Car 114 removed. Car 14 allowed to start.  
Weather/Track: Sun/Dry

Nogaro  
Circuit Length = 3.6360 km.  
Start: 17:05 End: 17:25

Race Director:	Steward:	Timekeeper:
----------------	----------	-------------

## 2008 GT4 European Cup RACE 2 - CLASSIFICATION

POS	NO	CL	DRIVER	NAT	CAR	TIME	LAPS	GAP	KPH	BEST
1	6	GT4	Guino KENIS	BEL	BMW Z4	26:18.314	16		132.69	1:37.602
2	14	GT4	Alex BUNCOMBE	GBR	Nissan 350Z	26:19.400	16	1.086	132.60	1:37.128
3	1	GT4	Eric DE DONCKER	BEL	Mustang FR500C	26:42.933	16	24.619	130.65	1:38.947
4	18	GT4	Andre GRAMMATICO	FRA	BMW Z4	26:53.599	16	35.285	129.79	1:39.208
5	101	SL	Dennis RETERA	NED	KTM Xbow	26:54.620	16	36.306	129.71	1:39.940
6	103	SL	Denis DONKERVOORT	NED	Donkervoort D8GT	27:04.663	16	46.349	128.90	1:40.602
7	102	SL	S WINTENBERGER	FRA	Donkervoort D8GT	27:26.344	16	1:08.030	127.21	1:41.154
8	100	SL	Catharina FELSER	GER	KTM Xbow	27:50.450	16	1:32.136	125.37	1:42.967
9	66	GT4	Raed CHARAWI	EGY	Aston Martin N24	27:34.665	12	4 LAPS	94.92	1:40.740
NOT CLASSIFIED										
32	GT4	Michael MALLOCK	GBR	Aston Martin N24	11:25.998	6	D.N.F.	114.48	1:38.141	
12	GT4	Sergey PROVORNOV	RUS	BMW Z4	6:48.140	4	D.N.F.	128.28	1:38.985	
FASTEST LAP										
14	GT4	Alex BUNCOMBE		Nissan 350Z	1:37.128	3	134.76kph	83.74mph		
101	SL	Dennis RETERA		KTM Xbow	1:39.940	11	130.97kph	81.38mph		

Weather/Track: Sun/Dry

Nogaro  
Circuit Length = 3.6360 km.  
Start: 09:33 End: 09:59

Race Director:	Steward:	Timekeeper:
----------------	----------	-------------

# 2008 GT4 European Cup

## Race 2 - Sector Analysis Report

Lap S1 Time S1 Spd S2 Time S2 Spd S3 Time S3 Spd Lap Time Pit Lap S1 Time S1 Spd S2 Time S2 Spd S3 Time S3 Spd Lap Time Pit

1 DE DONCKER BEL Mustang FR500C							GT4								
1	41.526	147.8	31.160	114.2	32.663	189.5	1:45.349	10	35.868	145.8	30.460	118.0	32.619	190.2	1:38.947
2	35.738	145.8	30.720	118.9	33.480	187.6	1:39.938	11	36.349	146.0	30.792	116.5	33.120	188.9	1:40.261
3	35.991	146.8	30.628	119.0	32.710		1:39.329	12	36.261	145.1	30.622	116.2	32.855	189.8	1:39.738
4	36.632	148.6	30.546	114.3	33.137	189.5	1:40.315	13	36.090	146.2	30.783	115.9	32.896	187.3	1:39.769
5	36.230	146.8	30.536	119.0	32.626		1:39.392	14	36.410	144.7	30.787	113.8	33.160	189.5	1:40.357
6	36.167	146.0	30.614	118.0	32.685	189.8	1:39.466	15	36.580	147.4	30.893	113.5	33.269	189.2	1:40.742
7	36.137	147.2	30.621	119.3	32.749	189.5	1:39.507	16	36.702	144.3	31.129	115.3	33.341	183.8	1:41.172
8	36.078	146.2	30.564	119.0	32.671		1:39.313								
9	36.121	143.9	30.483	120.3	32.734	188.9	1:39.338								

6 KENIS BEL BMW Z4							GT4								
1	42.997	145.3	30.534	113.5	32.389		1:45.920	10	35.656	145.5	30.108	116.6	32.207		1:37.971
2	35.528	147.0	30.643	115.5	32.647		1:38.818	11	35.820	145.6	30.335	118.8	32.260		1:38.415
3	35.206	146.4	30.181	113.9	32.215		1:37.602	12	35.693	145.3	30.117	119.3	32.238		1:38.048
4	35.556	146.2	30.065	118.4	32.168		1:37.789	13	35.667	145.3	30.247	114.9	32.325		1:38.239
5	35.681	145.6	30.215	120.0	32.442		1:38.338	14	35.727	146.0	30.397	117.1	32.414		1:38.538
6	35.629	145.3	30.122	118.1	32.222		1:37.973	15	36.062	146.2	30.272	116.5	32.340		1:38.674
7	35.648	145.8	29.878	119.2	32.195		1:37.721	16	35.545	145.5	30.323	117.8	32.474		1:38.342
8	35.550	145.8	30.231	118.1	32.117		1:37.898								
9	35.700	145.6	30.084	119.0	32.244		1:38.028								

12 PROVORNOV RUS BMW Z4							GT4								
1	45.046	141.9	31.311	108.0	33.878	180.5	1:50.235	4	36.009	143.4	30.595	112.2	32.402	184.5	1:39.006
2	36.245	144.7	30.553	112.8	33.116	181.7	1:39.914								
3	35.753	143.2	30.302	117.9	32.930	182.6	1:38.985								

14 BUNCOMBE GBR Nissan 350Z							GT4								
1	45.271	142.1	31.289	115.3	32.956	181.4	1:49.516	10	35.074	142.6	30.416	119.4	32.030	182.0	1:37.520
2	35.547	143.8	30.828	114.2	32.234	181.4	1:38.609	11	35.194	143.9	30.439	120.0	32.142	182.3	1:37.775
3	34.877	143.8	30.280	121.3	31.971	182.6	1:37.128	12	35.687	142.1	30.600	118.9	32.138	182.6	1:38.425
4	35.469	143.4	30.554	119.2	32.389	181.7	1:38.412	13	35.286	141.7	30.820	119.2	32.232	182.3	1:38.338
5	35.112	143.2	30.409	120.9	31.946	182.6	1:37.467	14	35.300	142.8	30.545	116.5	32.149	183.2	1:37.994
6	35.043	142.8	30.555	121.3	32.155	181.1	1:37.753	15	35.950	142.8	30.513	116.0	32.124	182.9	1:38.587
7	35.103	142.8	30.407	121.1	31.985	182.3	1:37.495	16	35.705	144.1	30.758	119.0	32.721	172.1	1:39.184
8	35.132	143.0	30.552	121.4	31.994	181.1	1:37.678								
9	35.073	143.0	30.453	121.0	31.993	181.7	1:37.519								

18 GRAMMATICO FRA BMW Z4							GT4								
1	45.582	139.8	32.205	112.4	33.095	185.1	1:50.882	10	35.924	143.4	31.164	113.1	32.598	183.8	1:39.686
2	36.105	136.8	31.143	117.4	32.735	186.0	1:39.983	11	36.297	143.2	31.095	113.5	32.990	180.2	1:40.382
3	36.629	143.9	30.896	110.7	32.928	185.4	1:40.453	12	36.551	143.8	31.227	112.9	33.107	179.7	1:40.885
4	35.570	143.6	31.119	114.0	32.519	188.6	1:39.208	13	36.571	143.8	31.280	115.2	33.080	182.0	1:40.931
5	36.179	143.9	31.310	115.9	32.758	185.4	1:40.247	14	36.529	143.4	31.038	115.1	33.005	184.5	1:40.572
6	36.239	143.6	31.141	114.2	32.717	184.2	1:40.097	15	36.417	143.9	30.716	115.3	33.219	182.9	1:40.352
7	36.185	143.6	30.951	114.3	32.672	185.1	1:39.808	16	36.348	142.6	30.841	111.3	33.127	181.4	1:40.316
8	36.067	143.2	31.229	110.6	32.861	183.8	1:40.157								
9	36.221	143.0	30.891	115.4	32.528	184.5	1:39.640								



Weather/Track: Sun/Dry

Circuit Length - 3.636 kilometres  
Circuit Paul Armagnac  
Nogaro, France

Printed at 10:05, Sunday, 05 October, 2008

© MST Systems Ltd, 2005 (www.mstworld.com)

Page 1

# 2008 GT4 European Cup

## Race 2 - Sector Analysis Report

Lap S1 Time S1 Spd S2 Time S2 Spd S3 Time S3 Spd Lap Time Pit Lap S1 Time S1 Spd S2 Time S2 Spd S3 Time S3 Spd Lap Time Pit

32 MALLOCK GBR							Aston Martin N24					GT4			
1	40.801	144.3	31.421	110.6	32.428	181.4	1:44.650	5	1:33.767	143.2	31.926	113.9	32.538	181.4	2:38.231
2	35.487	143.9	31.077	114.6	32.358	182.0	1:38.922	6	37.415	117.4	35.892	105.1	42.707		1:56.014 Pit
3	35.397	143.9	30.692	110.9	32.052	184.2	1:38.141								
4	37.264	145.1	30.712	107.1	42.064		1:50.040 Pit								

66 CHARAWI EGY							Aston Martin N24					GT4			
1	7:47.171	135.0	34.133	106.2	35.108	174.5	8:56.412	8	37.135	141.6	31.073	116.8	33.498	180.5	1:41.706
2	38.001	141.4	31.323	110.4	33.320	179.4	1:42.644	9	37.221	140.7	31.280	120.7	33.642	178.8	1:42.143
3	36.764	140.5	31.007	119.0	32.969	183.8	1:40.740	10	37.086	140.5	31.174	110.7	33.381	179.1	1:41.641
4	36.556	140.3	31.022	117.6	33.447	181.1	1:41.025	11	37.106	140.8	30.995	113.8	33.516	177.1	1:41.617
5	36.880	141.4	31.064	116.9	33.486	178.2	1:41.430	12	37.164	141.0	31.090	112.7	33.830	175.7	1:42.084
6	37.176	142.5	31.048	119.6	33.488	179.4	1:41.712								
7	36.942	140.5	31.150	117.0	33.419	180.5	1:41.511								

100 FELSER GER							KTM Xbow					SL			
1	44.713	142.5	32.749	101.9	34.562	174.8	1:52.024	10	37.874	140.8	32.425	107.6	33.806	170.2	1:44.105
2	37.905	140.5	32.319	107.6	33.960	172.4	1:44.184	11	37.919	140.3	32.043	105.2	33.788	168.9	1:43.750
3	37.647	139.9	31.973	107.8	33.725	172.1	1:43.345	12	37.654	140.5	31.991	101.1	34.125	170.0	1:43.770
4	37.451	140.7	31.966	103.5	33.550	171.3	1:42.967	13	38.070	139.8	32.077	106.5	33.883	174.5	1:44.030
5	37.471	140.8	32.028	106.8	33.582	171.8	1:43.081	14	37.986	139.9	32.242	100.7	33.893	169.5	1:44.121
6	37.887	141.4	32.052	107.7	33.945	169.7	1:43.884	15	38.006	139.4	32.336	98.6	34.474	166.1	1:44.816
7	37.673	143.6	32.072	99.3	34.032	171.6	1:43.777	16	38.116	139.4	32.250	104.5	34.333	169.7	1:44.699
8	37.832	139.8	32.077	100.1	34.136	169.7	1:44.045								
9	37.845	140.1	32.132	104.9	33.875	170.2	1:43.852								

101 RETERA NED							KTM Xbow					SL			
1	42.455	144.9	31.991	110.0	33.136	179.1	1:47.582	10	36.348	143.9	31.319	113.1	32.591	178.8	1:40.258
2	36.393	144.9	31.792	111.0	33.168	180.0	1:41.353	11	36.087	144.9	31.204	112.5	32.649	176.8	1:39.940
3	36.252	138.9	31.915	114.3	32.644	179.4	1:40.811	12	36.083	144.5	31.545	112.6	32.760	178.5	1:40.388
4	36.334	145.1	31.415	111.9	32.872	176.5	1:40.621	13	36.171	144.7	31.412	113.1	32.661	176.8	1:40.244
5	36.848	146.2	31.416	111.6	32.753	178.8	1:41.017	14	36.365	143.9	31.231	112.7	32.771	177.6	1:40.367
6	36.386	145.3	31.426	113.3	32.654	177.1	1:40.466	15	36.176	144.5	31.440	114.8	32.634	178.2	1:40.250
7	36.183	144.7	31.367	113.9	32.809	176.8	1:40.359	16	36.174	143.9	31.222	113.1	32.598	178.2	1:39.994
8	36.184	144.1	31.243	112.7	32.897	177.1	1:40.324								
9	36.274	144.7	31.626	110.4	32.746	175.9	1:40.646								

102 S WINTENBERGER FRA							Donkervoort D8GT					SL			
1	46.067	138.5	32.337	106.9	33.775		1:52.179	10	37.552	146.6	31.432	106.6	33.315		1:42.299
2	37.929	148.4	31.340	106.6	33.165		1:42.434	11	37.445	145.5	31.790	105.4	33.414		1:42.649
3	36.618	147.0	31.529	105.5	33.814		1:41.961	12	37.494	140.3	31.673	107.0	33.675		1:42.842
4	36.715	147.0	31.753	106.9	32.925		1:41.393	13	37.369	144.9	31.972	102.4	33.229		1:42.570
5	36.898	143.2	31.487	108.7	32.769		1:41.154	14	37.450	145.3	31.873	102.7	33.392		1:42.715
6	36.881	146.4	31.735	101.4	33.103		1:41.719	15	37.630	145.8	31.832	103.3	33.345		1:42.807
7	37.009	146.0	31.530	106.7	33.330		1:41.869	16	37.677	145.3	31.679	104.1	33.447		1:42.803
8	37.381	145.8	31.605	104.4	33.308		1:42.294								
9	37.410	144.3	31.694	104.1	33.552		1:42.656								



Circuit Length - 3.636 kilometres  
Circuit Paul Armagnac  
Nogaro, France

# 2008 GT4 European Cup

## Race 2 - Sector Analysis Report

Lap	S1 Time	S1 Spd	S2 Time	S2 Spd	S3 Time	S3 Spd	Lap Time Pit	Lap	S1 Time	S1 Spd	S2 Time	S2 Spd	S3 Time	S3 Spd	Lap Time Pit		
<b>103 DONKERVOORT</b>								<b>NED Donkervoort D8GT</b>								<b>SL</b>	
1	44.066	143.8	31.815	107.2	33.206		1:49.087	10	36.819	144.1	31.329	106.8	32.892		1:41.040		
2	37.111	143.9	31.617	108.1	32.858		1:41.586	11	36.901	144.7	31.383	108.8	32.693		1:40.977		
3	37.537	141.7	31.585	108.5	32.798		1:41.920	12	36.673	145.3	31.377	107.6	33.047		1:41.097		
4	36.443	143.8	31.317	110.7	32.842		1:40.602	13	36.848	144.5	31.381	108.1	32.877		1:41.106		
5	36.671	144.7	31.355	108.5	32.855		1:40.881	14	36.708	143.8	31.239	108.4	32.735		1:40.682		
6	36.797	146.4	31.430	106.1	32.739		1:40.966	15	36.546	144.7	31.146	110.9	33.158		1:40.850		
7	36.729	146.4	31.311	107.5	32.803		1:40.843	16	36.677	143.6	31.433	107.1	33.093		1:41.203		
8	36.803	146.2	31.482	105.0	32.809		1:41.094										
9	36.593	143.9	31.519	106.9	32.617		1:40.729										



Weather/Track: Sun/Dry

Circuit Length - 3.636 kilometres  
Circuit Paul Armagnac  
Nogaro, France

Printed at 10:05, Sunday, 05 October, 2008

© MST Systems Ltd, 2005 (www.mstworld.com)

Page 3

## 2008 GT4 European Cup Race 2 - Best Sector Speeds Report

SECTOR 1				SECTOR 2				SECTOR 3				
POS	NO	NAME	SPEED	LAP	NO	NAME	SPEED	LAP	NO	NAME	SPEED	LAP
1	1	DE DONCKER	148.6	4	14	BUNCOMBE	121.4	8	1	DE DONCKER	190.2	10
2	102	S WINTENBE	148.4	2	66	CHARAWI	120.7	9	18	GRAMMATICO	188.6	4
3	6	KENIS	147.0	2	1	DE DONCKER	120.3	9	12	PROVORNOV	184.5	4
4	103	DONKERVOO	146.4	6	6	KENIS	120.0	5	32	MALLOCK	184.2	3
5	101	RETERA	146.2	5	12	PROVORNOV	117.9	3	66	CHARAWI	183.8	3
6	32	MALLOCK	145.1	4	18	GRAMMATICO	117.4	2	14	BUNCOMBE	183.2	14
7	12	PROVORNOV	144.7	2	101	RETERA	114.8	15	101	RETERA	180.0	2
8	14	BUNCOMBE	144.1	16	32	MALLOCK	114.6	2	100	FELSER	174.8	1
9	18	GRAMMATICO	143.9	3	103	DONKERVOO	110.9	15				
10	100	FELSER	143.6	7	102	S WINTENBE	108.7	5				
11	66	CHARAWI	142.5	6	100	FELSER	107.8	3				



Weather/Track: Sun/Dry

Circuit Length - 3.636 kilometres  
Circuit Paul Armagnac  
Nogaro, France

## 2008 GT4 European Cup Race 2 - Best Sector Times Report

POS	NO	SECTOR 1		SECTOR 2		SECTOR 3		IDEAL/BEST LAP COMPARISON							
		TIME	LAP	NO	TIME	LAP	NO	TIME	LAP	NO	NAME	IDEAL	BEST	LAP	DIFF
1	14	34.877	3	6	29.878	7	14	31.946	5	14	BUNCOMBE	1:37.103	1:37.128	3	+ 0.025
2	6	35.206	3	14	30.280	3	32	32.052	3	6	KENIS	1:37.201	1:37.602	3	+ 0.401
3	32	35.397	3	12	30.302	3	6	32.117	8	32	MALLOCK	1:38.141	1:38.141	3	+ 0.000
4	18	35.570	4	1	30.460	10	12	32.402	4	12	PROVORNO	1:38.457	1:38.985	3	+ 0.528
5	1	35.738	2	32	30.692	3	18	32.519	4	18	GRAMMATIC	1:38.805	1:39.208	4	+ 0.403
6	12	35.753	3	18	30.716	15	101	32.591	10	1	DE DONCKE	1:38.817	1:38.947	10	+ 0.130
7	101	36.083	12	66	30.995	11	103	32.617	9	101	RETERA	1:39.878	1:39.940	11	+ 0.062
8	103	36.443	4	103	31.146	15	1	32.619	10	103	DONKERVO	1:40.206	1:40.602	4	+ 0.396
9	66	36.556	4	101	31.204	11	102	32.769	5	66	CHARAWI	1:40.520	1:40.740	3	+ 0.220
10	102	36.618	3	102	31.340	2	66	32.969	3	102	S WINTENB	1:40.727	1:41.154	5	+ 0.427
11	100	37.451	4	100	31.966	4	100	33.550	4	100	FELSER	1:42.967	1:42.967	4	+ 0.000

'Perfect Lap' - 1:36.701



Weather/Track: Sun/Dry

Circuit Length - 3.636 kilometres  
Circuit Paul Armagnac  
Nogaro, France

**2008 GT4 European Cup  
RACE 2 - LAP CHART**

Lap 1			Lap 2			Lap 3			Lap 4			Lap 5		
No	Behind	Laptime	No	Behind	Laptime	No	Behind	Laptime	No	Behind	Laptime	No	Behind	Laptime
32		1:44.650	32		1:38.922	32		1:38.141	6		1:37.789	6		1:38.338
1	0.699	1:45.349	6	1.166	1:38.818	6	0.627	1:37.602	14	3.536	1:38.412	14	2.665	1:37.467
6	1.270	1:45.920	1	1.715	1:39.938	1	2.903	1:39.329	1	4.802	1:40.315	1	5.856	1:39.392
101	2.932	1:47.582	14	4.553	1:38.609	14	3.540	1:37.128	12	8.011	1:39.006	18	12.306	1:40.247
103	4.437	1:49.087	101	5.363	1:41.353	12	7.421	1:38.985	101	10.238	1:40.621	101	12.917	1:41.017
14	4.866	1:49.516	12	6.577	1:39.914	101	8.033	1:40.811	18	10.397	1:39.208	103	15.609	1:40.881
12	5.585	1:50.235	103	7.101	1:41.586	18	9.605	1:40.453	32	11.624	1:50.040P	102	20.654	1:41.154
18	6.232	1:50.882	18	7.293	1:39.983	103	10.880	1:41.920	103	13.066	1:40.602	100	27.134	1:43.081
100	7.374	1:52.024	102	11.041	1:42.434	102	14.861	1:41.961	102	17.838	1:41.393	66	4 LAPS	8:56.412
102	7.529	1:52.179	100	12.636	1:44.184	100	17.840	1:43.345	100	22.391	1:42.967	32	1:11.517	2:38.231

Weather/Track: Sun/Dry

Nogaro  
Circuit Length = 3.6360 km.  
Start: 09:33 End: 09:59

**2008 GT4 European Cup  
RACE 2 - LAP CHART**

(contd.)

Lap 6			Lap 7			Lap 8			Lap 9			Lap 10		
No	Behind	Laptime	No	Behind	Laptime	No	Behind	Laptime	No	Behind	Laptime	No	Behind	Laptime
6		1:37.973	6		1:37.721	6		1:37.898	6		1:38.028	6		1:37.971
14	2.445	1:37.753	14	2.219	1:37.495	14	1.999	1:37.678	14	1.490	1:37.519	14	1.039	1:37.520
1	7.349	1:39.466	1	9.135	1:39.507	1	10.550	1:39.313	1	11.860	1:39.338	1	12.836	1:38.947
18	14.430	1:40.097	18	16.517	1:39.808	18	18.776	1:40.157	18	20.388	1:39.640	18	22.103	1:39.686
101	15.410	1:40.466	101	18.048	1:40.359	101	20.474	1:40.324	101	23.092	1:40.646	101	25.379	1:40.258
103	18.602	1:40.966	103	21.724	1:40.843	103	24.920	1:41.094	103	27.621	1:40.729	103	30.690	1:41.040
102	24.400	1:41.719	102	28.548	1:41.869	102	32.944	1:42.294	102	37.572	1:42.656	102	41.900	1:42.299
100	33.045	1:43.884	100	39.101	1:43.777	100	45.248	1:44.045	100	51.072	1:43.852	66	4 LAPS	1:41.712
66	4 LAPS	1:42.644	66	4 LAPS	1:40.740	66	4 LAPS	1:41.025	66	4 LAPS	1:41.430	100	57.206	1:44.105
32	1:29.558	1:56.014P												

Weather/Track: Sun/Dry

**2008 GT4 European Cup  
RACE 2 - LAP CHART**

(contd.)

Lap 11			Lap 12			Lap 13			Lap 14			Lap 15		
No	Behind	Laptime	No	Behind	Laptime	No	Behind	Laptime	No	Behind	Laptime	No	Behind	Laptime
6		1:38.415	6		1:38.048	6		1:38.239	6		1:38.538	6		1:38.674
14	0.399	1:37.775	14	0.776	1:38.425	14	0.875	1:38.338	14	0.331	1:37.994	14	0.244	1:38.587
1	14.682	1:40.261	1	16.372	1:39.738	1	17.902	1:39.769	1	19.721	1:40.357	1	21.789	1:40.742
18	24.070	1:40.382	18	26.907	1:40.885	18	29.599	1:40.931	18	31.633	1:40.572	18	33.311	1:40.352
101	26.904	1:39.940	101	29.244	1:40.388	101	31.249	1:40.244	101	33.078	1:40.367	101	34.654	1:40.250
103	33.252	1:40.977	103	36.301	1:41.097	103	39.168	1:41.106	103	41.312	1:40.682	103	43.488	1:40.850
102	46.134	1:42.649	102	50.928	1:42.842	102	55.259	1:42.570	102	59.436	1:42.715	102	1:03.569	1:42.807
66	4 LAPS	1:41.511	66	4 LAPS	1:41.706	66	4 LAPS	1:42.143	66	4 LAPS	1:41.641	66	4 LAPS	1:41.617
100	1:02.541	1:43.750	100	1:08.263	1:43.770	100	1:14.054	1:44.030	100	1:19.637	1:44.121	100	1:25.779	1:44.816

Weather/Track: Sun/Dry

www.mstworld.com

Page 3 of 4

Nogaro  
Circuit Length = 3.6360 km.  
Start: 09:33 End: 09:59

Printed - 10:04 Sunday, 05 October 2008

**2008 GT4 European Cup  
RACE 2 - LAP CHART**

(contd.)

Lap 16			Lap 17			Lap 18			Lap 19			Lap 20		
No	Behind	Laptime	No	Behind	Laptime	No	Behind	Laptime	No	Behind	Laptime	No	Behind	Laptime
6		1:38.342												
14	1.086	1:39.184												
1	24.619	1:41.172												
18	35.285	1:40.316												
101	36.306	1:39.994												
103	46.349	1:41.203												
102	1:08.030	1:42.803												
66	4 LAPS	1:42.084												
100	1:32.136	1:44.699												

Weather/Track: Sun/Dry


www.mstworld.com

Page 4 of 4

Nogaro  
Circuit Length = 3.6360 km.  
Start: 09:33 End: 09:59

Printed - 10:04 Sunday, 05 October 2008

# 2008 GT4 European Cup GRID FOR RACE 3 - AMENDED

ROW 6	18	GRAMMATICO	66	CHARAWI
ROW 5	1	DE DONCKER	12	KUZMINYKH
ROW 4	100	FELSER	6	UDALENKOV
ROW 3	14	BUNCOMBE	32	MALLOCK
ROW 2	102	WINTENBERGER	3	VAN HOVER
ROW 1	101	HAASE	103	DONKERVOORT
<b>POLE</b>				
				

Car 114 removed.  
Weather/Track: Showers/Damp

Nogaro  
Circuit Length = 3.6360 km.  
Start: 16:40 End: 17:00

Race Director:	Steward:	Timekeeper:
----------------	----------	-------------

## 2008 GT4 European Cup RACE 3 - CLASSIFICATION

POS	NO	CL	DRIVER	NAT	CAR	TIME	LAPS	GAP	KPH	BEST
1	14	GT4	Alex BUNCOMBE	GBR	Nissan 350Z	25:14.112	15		129.67	1:39.476
2	6	GT4	Vladimir UDALENKOV	RUS	BMW Z4	25:26.563	15	12.451	128.61	1:40.207
3	18	GT4	Andre GRAMMATICO	FRA	BMW Z4	25:26.720	15	12.608	128.60	1:39.529
4	1	GT4	Eric DEDONCKER	BEL	Mustang FR500C	25:27.427	15	13.315	128.54	1:40.273
5	101	SL	Christopher HAASE	GER	KTM Xbow	25:28.996	15	14.884	128.41	1:40.293
6	66	GT4	Raed CHARAWI	EGY	Aston Martin N24	25:36.145	15	22.033	127.81	1:40.781
7	103	SL	Denis DONKERVOORT	NED	Donkervoort D8GT	25:38.372	15	24.260	127.63	1:40.744
8	12	GT4	Vadim KUZMINYK	RUS	BMW Z4	25:40.276	15	26.164	127.47	1:40.784
9	100	SL	Catharina FELSER	GER	KTM Xbow	25:58.515	15	44.403	125.98	1:41.994
NOT CLASSIFIED										
32	GT4	Michael MALLOCK	GBR	Aston Martin N24		0	D.N.F.	N/A		
102	SL	S WINTENBERGER	FRA	Donkervoort D8GT		0	D.N.F.	N/A		
FASTEST LAP										
14	GT4	Alex BUNCOMBE		Nissan 350Z	1:39.476	4	131.58kph	81.76mph		
101	SL	Christopher HAASE		KTM Xbow	1:40.293	9	130.51kph	81.09mph		

Weather/Track: Sun/Dry

Nogaro  
Circuit Length = 3.6360 km.  
Start: 16:34 End: 16:59

Race Director:	Steward:	Timekeeper:
----------------	----------	-------------

# 2008 GT4 European Cup

## Race 3 - Sector Analysis Report

Lap S1 Time S1 Spd S2 Time S2 Spd S3 Time S3 Spd Lap Time Pit Lap S1 Time S1 Spd S2 Time S2 Spd S3 Time S3 Spd Lap Time Pit

1 DE DONCKER BEL Mustang FR500C							GT4								
1	44.761	143.4	31.536	112.4	33.769	178.8	1:50.066	9	37.041	145.5	30.776	112.8	33.335	186.0	1:41.152
2	37.110	145.3	30.845	114.1	33.456	187.6	1:41.411	10	36.931	145.3	31.075	112.5	33.071	187.6	1:41.077
3	36.551	146.2	30.948	111.7	33.176	188.2	1:40.675	11	37.487	146.0	30.778	114.6	33.386	186.3	1:41.651
4	36.938	147.2	30.726	112.6	33.187	187.9	1:40.851	12	37.617	147.4	31.003	111.4	33.164	186.6	1:41.784
5	36.577	145.5	30.899	111.3	33.040	187.3	1:40.516	13	36.913	143.8	31.776	110.8	33.559	187.0	1:42.248
6	36.361	146.0	30.867	115.1	33.212	187.0	1:40.440	14	37.022	144.7	31.172	110.8	33.319	186.0	1:41.513
7	36.354	146.6	30.707	113.5	33.212	186.0	1:40.273	15	37.410	143.8	31.540	110.9	33.464	185.7	1:42.414
8	36.931	145.6	31.083	109.2	33.342	186.3	1:41.356								

6 UDALENKOV RUS BMW Z4							GT4								
1	43.477	143.9	31.912	106.7	33.725		1:49.114	9	36.992	143.4	30.928	100.7	33.373		1:41.293
2	36.798	143.4	31.573	105.9	33.234		1:41.605	10	36.852	144.5	30.887	103.0	33.393		1:41.132
3	36.638	143.9	30.643	107.4	32.926		1:40.207	11	37.251	144.7	30.826	101.3	33.715		1:41.792
4	36.604	143.4	30.774	106.4	33.085		1:40.463	12	37.166	144.1	30.717	101.9	33.432		1:41.315
5	36.706	144.5	30.583	105.5	33.164		1:40.453	13	37.106	143.8	30.853	102.7	33.388		1:41.347
6	36.874	144.3	30.774	104.6	33.399		1:41.047	14	37.304	143.8	31.098	104.7	33.345		1:41.747
7	36.787	144.1	30.956	104.1	33.128		1:40.871	15	37.506	144.5	31.864	105.2	33.633		1:43.003
8	36.896	143.8	31.047	99.7	33.231		1:41.174								

12 KUZMINYK RUS BMW Z4							GT4								
1	45.545	141.2	31.782	106.2	33.411	181.4	1:50.738	9	39.136	142.1	31.282	108.9	33.138	181.7	1:43.556
2	38.753	140.1	32.170	107.4	33.448	179.4	1:44.371	10	37.283	143.9	31.394	107.0	33.101	180.8	1:41.778
3	38.739	141.9	31.118	116.5	34.241	180.0	1:44.098	11	36.993	144.3	30.891	108.5	33.006	182.3	1:40.890
4	37.672	142.8	30.897	109.9	33.224	180.0	1:41.793	12	37.400	144.7	30.853	112.7	33.303	183.5	1:41.556
5	37.421	144.9	30.699	113.4	33.067	181.7	1:41.187	13	36.784	143.6	31.078	110.8	33.107	181.7	1:40.969
6	37.227	145.1	31.394	107.2	32.829	180.8	1:41.450	14	36.999	144.5	30.834	109.1	32.951	182.9	1:40.784
7	37.019	144.9	30.697	112.8	33.255	178.5	1:40.971	15	37.028	145.8	30.875	114.3	33.186	182.3	1:41.089
8	37.370	144.3	30.828	108.7	36.848	164.4	1:45.046								

14 BUNCOMBE GBR Nissan 350Z							GT4								
1	41.878	142.1	32.761	111.6	33.502	177.1	1:48.141	9	35.799	139.9	31.386	114.1	32.730	177.3	1:39.915
2	36.353	141.6	31.193	116.0	32.806	176.2	1:40.352	10	35.886	138.5	31.497	113.8	32.678	176.8	1:40.061
3	35.911	141.2	31.380	113.2	32.930	176.5	1:40.221	11	36.043	140.3	31.465	114.3	33.109	175.9	1:40.617
4	35.583	140.5	31.372	116.0	32.521	177.3	1:39.476	12	36.023	139.4	31.446	113.3	33.122	174.8	1:40.591
5	35.620	140.8	31.415	115.3	32.622	178.2	1:39.657	13	36.056	138.5	32.481	112.2	33.147	176.8	1:41.684
6	35.849	141.2	31.542	114.6	32.712	177.6	1:40.103	14	36.033	133.7	31.743	111.9	33.067	177.9	1:40.843
7	35.688	140.8	31.494	116.2	32.778	177.6	1:39.960	15	36.707	134.2	31.670	112.9	34.023	144.4	1:42.400
8	35.958	139.9	31.432	115.3	32.701	176.5	1:40.091								



Weather/Track: Sun/Dry

Circuit Length - 3.636 kilometres  
Circuit Paul Armagnac  
Nogaro, France

Printed at 17:07, Sunday, 05 October, 2008

© MST Systems Ltd, 2005 (www.mstworld.com)

Page 1

# 2008 GT4 European Cup

## Race 3 - Sector Analysis Report

Lap S1 Time S1 Spd S2 Time S2 Spd S3 Time S3 Spd Lap Time Pit Lap S1 Time S1 Spd S2 Time S2 Spd S3 Time S3 Spd Lap Time Pit

18 GRAMMATICO FRA							BMW Z4					GT4			
1	45.757	141.9	32.163	108.2	33.037	180.5	1:50.957	9	36.454	142.5	31.020	114.2	32.945	183.2	1:40.419
2	38.747	142.6	31.255	111.9	32.856	184.5	1:42.858	10	36.976	143.0	31.233	108.8	32.892	185.7	1:41.101
3	36.231	140.8	31.442	112.9	32.504	184.5	1:40.177	11	37.765	141.6	31.051	116.2	32.928	185.4	1:41.744
4	35.940	143.4	30.766	111.2	33.476	184.5	1:40.182	12	37.783	141.9	31.104	110.3	32.761	186.0	1:41.648
5	36.389	143.9	31.116	112.4	33.091	179.7	1:40.596	13	37.038	143.9	30.920	111.0	32.784	184.2	1:40.742
6	35.701	142.8	30.826	114.1	33.002	183.8	1:39.529	14	37.193	142.1	31.237	113.3	33.084	185.1	1:41.514
7	36.650	133.4	31.760	113.9	32.996	182.3	1:41.406	15	38.022	142.3	31.494	107.2	33.420	181.1	1:42.936
8	35.990	142.3	30.916	106.2	34.005	182.9	1:40.911								

66 CHARAWI EGY							Aston Martin N24					GT4			
1	46.083	139.8	32.043	102.3	33.626	177.6	1:51.752	9	36.871	140.3	31.161	117.4	33.216	178.2	1:41.248
2	38.413	139.4	31.665	110.3	33.405	174.8	1:43.483	10	36.817	139.9	31.106	117.0	33.245	180.0	1:41.168
3	37.846	138.7	31.057	117.3	33.278	180.8	1:42.181	11	36.820	140.7	31.167	116.6	33.576	179.4	1:41.563
4	36.397	140.8	31.005	116.4	33.568	180.0	1:40.970	12	36.840	140.3	31.459	112.5	33.320	178.2	1:41.619
5	37.091	140.7	31.067	119.2	33.524	177.9	1:41.682	13	36.971	140.5	31.547	115.1	33.619	179.4	1:42.137
6	36.549	140.8	31.285	114.9	33.400	178.5	1:41.234	14	37.129	140.8	31.388	116.0	33.556	177.3	1:42.073
7	36.758	139.9	31.170	117.3	33.423	177.9	1:41.351	15	37.560	139.4	31.535	114.0	33.808	167.9	1:42.903
8	36.657	140.3	30.933	120.0	33.191	180.5	1:40.781								

100 FELSER GER							KTM Xbow					SL			
1	43.045	142.8	32.976	103.9	33.765	173.2	1:49.786	9	37.898	134.7	32.376	110.1	33.393	168.9	1:43.667
2	37.067	139.1	32.170	110.6	33.592	169.2	1:42.829	10	37.137	140.3	31.948	110.7	33.124	168.4	1:42.209
3	37.189	136.2	32.277	111.3	33.454	169.7	1:42.920	11	37.104	138.7	31.688	110.2	33.202	168.9	1:41.994
4	36.986	136.8	32.085	109.2	33.623	172.6	1:42.694	12	36.981	139.1	32.610	109.8	34.549	166.6	1:44.140
5	37.955	136.5	31.865	110.8	33.124	170.5	1:42.944	13	37.636	134.0	32.177	99.7	34.671	161.3	1:44.484
6	37.208	138.2	32.833	105.5	33.572	170.0	1:43.613	14	37.587	123.1	33.078	102.1	33.988	167.4	1:44.653
7	37.566	135.0	31.901	107.1	33.497	165.9	1:42.964	15	37.459	122.9	34.462	101.2	34.932	168.7	1:46.853
8	37.335	138.2	31.894	108.4	33.536	166.6	1:42.765								

101 HAASE GER							KTM Xbow					SL			
1	41.337	136.0	32.582	112.4	33.238	170.0	1:47.157	9	36.130	141.0	31.405	112.0	32.758	171.3	1:40.293
2	37.079	139.1	32.161	111.2	33.166	172.9	1:42.406	10	36.210	140.5	31.698	113.2	32.863	170.5	1:40.771
3	36.206	142.8	31.754	111.4	32.936	169.7	1:40.896	11	36.254	139.9	31.363	114.3	33.007	171.3	1:40.624
4	36.692	135.8	31.796	110.7	33.499	171.0	1:41.987	12	37.217	139.9	31.561	111.8	33.272	170.2	1:42.050
5	36.511	141.4	32.042	109.9	34.332	172.1	1:42.885	13	36.547	139.6	31.566	114.0	32.904	174.0	1:41.017
6	36.758	137.0	32.395	113.6	32.969	169.2	1:42.122	14	36.955	140.5	31.477	112.9	32.969	171.6	1:41.401
7	36.356	136.2	31.817	112.1	32.869	170.0	1:41.042	15	37.637	138.5	31.987	109.5	33.955	161.1	1:43.579
8	36.276	138.7	31.518	113.4	32.972	171.3	1:40.766								



Weather/Track: Sun/Dry

Circuit Length - 3.636 kilometres  
Circuit Paul Armagnac  
Nogaro, France

Printed at 17:07, Sunday, 05 October, 2008

© MST Systems Ltd, 2005 (www.mstworld.com)

Page 2

# 2008 GT4 European Cup

## Race 3 - Sector Analysis Report

Lap	S1 Time	S1 Spd	S2 Time	S2 Spd	S3 Time	S3 Spd	Lap Time Pit	Lap	S1 Time	S1 Spd	S2 Time	S2 Spd	S3 Time	S3 Spd	Lap Time Pit	
<b>103</b>	<b>DONKERVOORT</b>							<b>NED</b>	<b>Donkervoort D8GT</b>							<b>SL</b>
1	42.238	145.6	32.232	106.2	34.027		1:48.497	9	36.757	143.0	31.265	109.7	33.060		1:41.082	
2	36.714	143.9	31.776	108.2	33.219		1:41.709	10	36.672	143.8	31.484	108.3	32.894		1:41.050	
3	36.608	144.1	31.678	108.8	33.192		1:41.478	11	36.637	143.2	31.316	109.3	33.054		1:41.007	
4	36.834	144.1	32.015	107.5	33.050		1:41.899	12	36.764	143.9	31.434	108.5	32.791		1:40.989	
5	36.736	143.9	31.931	107.5	33.250		1:41.917	13	36.674	144.3	31.439	109.7	32.861		1:40.974	
6	36.929	144.9	32.468	108.5	33.129		1:42.526	14	36.670	143.4	31.341	108.7	32.981		1:40.992	
7	36.508	144.5	31.561	107.6	32.978		1:41.047	15	46.704	139.2	32.166	108.8	33.591		1:52.461	
8	36.711	146.4	31.258	110.3	32.775		1:40.744									



Weather/Track: Sun/Dry

Circuit Length - 3.636 kilometres  
Circuit Paul Armagnac  
Nogaro, France

Printed at 17:07, Sunday, 05 October, 2008

© MST Systems Ltd, 2005 (www.mstworld.com)

Page 3

## 2008 GT4 European Cup Race 3 - Best Sector Speeds Report

SECTOR 1				SECTOR 2				SECTOR 3				
POS	NO	NAME	SPEED	LAP	NO	NAME	SPEED	LAP	NO	NAME	SPEED	LAP
1	1	DE DONCKER	147.4	12	66	CHARAWI	120.0	8	1	DE DONCKER	188.2	3
2	103	DONKERVOO	146.4	8	12	KUZMINYK	116.5	3	18	GRAMMATICO	186.0	12
3	12	KUZMINYK	145.8	15	14	BUNCOMBE	116.2	7	12	KUZMINYK	183.5	12
4	6	UDALENKOV	144.7	11	18	GRAMMATICO	116.2	11	66	CHARAWI	180.8	3
5	18	GRAMMATICO	143.9	5	1	DE DONCKER	115.1	6	14	BUNCOMBE	178.2	5
6	100	FELSER	142.8	1	101	HAASE	114.3	11	101	HAASE	174.0	13
7	101	HAASE	142.8	3	100	FELSER	111.3	3	100	FELSER	173.2	1
8	14	BUNCOMBE	142.1	1	103	DONKERVOO	110.3	8				
9	66	CHARAWI	140.8	4	6	UDALENKOV	107.4	3				



Weather/Track: Sun/Dry

Circuit Length - 3.636 kilometres  
Circuit Paul Armagnac  
Nogaro, France

## 2008 GT4 European Cup Race 3 - Best Sector Times Report

POS	NO	SECTOR 1		SECTOR 2		SECTOR 3		IDEAL/BEST LAP COMPARISON							
		TIME	LAP	NO	TIME	LAP	NO	TIME	LAP	NO	NAME	IDEAL	BEST	LAP	DIFF
1	14	35.583	4	6	30.583	5	18	32.504	3	18	GRAMMATIC	1:38.971	1:39.529	6	+ 0.558
2	18	35.701	6	12	30.697	7	14	32.521	4	14	BUNCOMBE	1:39.297	1:39.476	4	+ 0.179
3	101	36.130	9	1	30.707	7	101	32.758	9	1	DE DONCKE	1:40.101	1:40.273	7	+ 0.172
4	1	36.354	7	18	30.766	4	103	32.775	8	6	UDALENKOV	1:40.113	1:40.207	3	+ 0.094
5	66	36.397	4	66	30.933	8	12	32.829	6	101	HAASE	1:40.251	1:40.293	9	+ 0.042
6	103	36.508	7	14	31.193	2	6	32.926	3	12	KUZMINYK	1:40.310	1:40.784	14	+ 0.474
7	6	36.604	4	103	31.258	8	1	33.040	5	66	CHARAWI	1:40.521	1:40.781	8	+ 0.260
8	12	36.784	13	101	31.363	11	100	33.124	5	103	DONKERVO	1:40.541	1:40.744	8	+ 0.203
9	100	36.981	12	100	31.688	11	66	33.191	8	100	FELSER	1:41.793	1:41.994	11	+ 0.201

'Perfect Lap' - 1:38.670



Weather/Track: Sun/Dry



Circuit Length - 3.636 kilometres  
Circuit Paul Armagnac  
Nogaro, France

**2008 GT4 European Cup**  
**RACE 3 - LAP CHART**

Lap 1			Lap 2			Lap 3			Lap 4			Lap 5		
No	Behind	Laptime	No	Behind	Laptime	No	Behind	Laptime	No	Behind	Laptime	No	Behind	Laptime
101		1:47.157	14		1:40.352	14		1:40.221	14		1:39.476	14		1:39.657
14	0.984	1:48.141	101	1.070	1:42.406	101	1.745	1:40.896	6	3.199	1:40.463	6	3.995	1:40.453
103	1.340	1:48.497	103	1.713	1:41.709	6	2.212	1:40.207	101	4.256	1:41.987	1	5.672	1:40.516
6	1.957	1:49.114	6	2.226	1:41.605	103	2.970	1:41.478	1	4.813	1:40.851	18	6.923	1:40.596
100	2.629	1:49.786	1	2.984	1:41.411	1	3.438	1:40.675	103	5.393	1:41.899	101	7.484	1:42.885
1	2.909	1:50.066	100	4.122	1:42.829	18	5.278	1:40.177	18	5.984	1:40.182	103	7.653	1:41.917
12	3.581	1:50.738	18	5.322	1:42.858	100	6.821	1:42.920	100	10.039	1:42.694	66	12.221	1:41.682
18	3.800	1:50.957	12	6.616	1:44.371	66	8.702	1:42.181	66	10.196	1:40.970	100	13.326	1:42.944
66	4.595	1:51.752	66	6.742	1:43.483	12	10.493	1:44.098	12	12.810	1:41.793	12	14.340	1:41.187

Weather/Track: Sun/Dry

www.mstworld.com

Nogaro  
Circuit Length = 3.6360 km.  
Start: 16:34 End: 16:59

**2008 GT4 European Cup  
RACE 3 - LAP CHART**

(contd.)

Lap 6			Lap 7			Lap 8			Lap 9			Lap 10		
No	Behind	Laptime	No	Behind	Laptime	No	Behind	Laptime	No	Behind	Laptime	No	Behind	Laptime
14		1:40.103	14		1:39.960	14		1:40.091	14		1:39.915	14		1:40.061
6	4.939	1:41.047	6	5.850	1:40.871	6	6.933	1:41.174	6	8.311	1:41.293	6	9.382	1:41.132
1	6.009	1:40.440	1	6.322	1:40.273	1	7.587	1:41.356	1	8.824	1:41.152	1	9.840	1:41.077
18	6.349	1:39.529	18	7.795	1:41.406	18	8.615	1:40.911	18	9.119	1:40.419	18	10.159	1:41.101
101	9.503	1:42.122	101	10.585	1:41.042	101	11.260	1:40.766	101	11.638	1:40.293	101	12.348	1:40.771
103	10.076	1:42.526	103	11.163	1:41.047	103	11.816	1:40.744	103	12.983	1:41.082	103	13.972	1:41.050
66	13.352	1:41.234	66	14.743	1:41.351	66	15.433	1:40.781	66	16.766	1:41.248	66	17.873	1:41.168
12	15.687	1:41.450	12	16.698	1:40.971	12	21.653	1:45.046	12	25.294	1:43.556	12	27.011	1:41.778
100	16.836	1:43.613	100	19.840	1:42.964	100	22.514	1:42.765	100	26.266	1:43.667	100	28.414	1:42.209

Weather/Track: Sun/Dry

www.mstworld.com

Page 2 of 3

Nogaro  
Circuit Length = 3.6360 km.  
Start: 16:34 End: 16:59

Printed - 17:02 Sunday, 05 October 2008

**2008 GT4 European Cup  
RACE 3 - LAP CHART**

(contd.)

Lap 11			Lap 12			Lap 13			Lap 14			Lap 15		
No	Behind	Laptime	No	Behind	Laptime	No	Behind	Laptime	No	Behind	Laptime	No	Behind	Laptime
14		1:40.617	14		1:40.591	14		1:41.684	14		1:40.843	14		1:42.400
6	10.557	1:41.792	6	11.281	1:41.315	6	10.944	1:41.347	6	11.848	1:41.747	6	12.451	1:43.003
1	10.874	1:41.651	1	12.067	1:41.784	18	11.401	1:40.742	18	12.072	1:41.514	18	12.608	1:42.936
18	11.286	1:41.744	18	12.343	1:41.648	1	12.631	1:42.248	1	13.301	1:41.513	1	13.315	1:42.414
101	12.355	1:40.624	101	13.814	1:42.050	101	13.147	1:41.017	101	13.705	1:41.401	101	14.884	1:43.579
103	14.362	1:41.007	103	14.760	1:40.989	103	14.050	1:40.974	103	14.199	1:40.992	66	22.033	1:42.903
66	18.819	1:41.563	66	19.847	1:41.619	66	20.300	1:42.137	66	21.530	1:42.073	103	24.260	1:52.461
12	27.284	1:40.890	12	28.249	1:41.556	12	27.534	1:40.969	12	27.475	1:40.784	12	26.164	1:41.089
100	29.791	1:41.994	100	33.340	1:44.140	100	36.140	1:44.484	100	39.950	1:44.653	100	44.403	1:46.853

Weather/Track: Sun/Dry

www.mstworld.com

Page 3 of 3

Nogaro  
Circuit Length = 3.6360 km.  
Start: 16:34 End: 16:59

Printed - 17:02 Sunday, 05 October 2008