

FIA GT Series

Results Free Practice 1



Provisional

Circuit Paul Armagnac Nogaro, Length: 3636 m

Air temperature: 17.4°C

Track temperature: 17.7°C

Weather condition: Dry

Friday 29.3.2013 15:10

started : 24 classified : 24 not classified : 0

	Drivers	Team	Car	Lap	Best Time	Gap	Diff	Kph	Day Time
1	10 A.Zuber/ M.Parisy	Sebastien Loeb Racing	McLaren MP4-12C	6	1:27.573				15:22:13
2	9 S.Loeb/ A.Parente	Sebastien Loeb Racing	McLaren MP4-12C	6	1:27.753	0.180	0.180		15:27:13
3	13 F.Stippler /E.Sandstrom	Belgian Audi Club Team WRT	Audi R8 LMS	8	1:27.899	0.326	0.146		15:22:54
4	14 C.Viera /C.Campanico	Novadrivier	Audi R8 LMS	5	1:28.014	0.441	0.115		15:21:43
5	1 M.Buhk /A.Day	HTP Gravity Charouz	Mercedes SLS AMG GT3	3	1:28.175	0.602	0.161		15:19:41
6	2 S.Afanasiev/A.Simonsen	HTP Gravity Charouz	Mercedes SLS AMG GT3	4	1:28.259	0.686	0.084		15:20:38
7	51 F.Odini/ F.Salaquarda	AF Corse	Ferrari 458 Italia GT3	4	1:28.338	0.765	0.079		15:20:57
8	28 K.Chandhok/J.Seyffarth	SMS Seyffarth Motorsport	Mercedes SLS AMG GT3	13	1:28.519	0.946	0.181		16:00:52
9	11 S.Ortelli/ L.Vanthoor	Belgian Audi Club Team WRT	Audi R8 LMS	11	1:28.625	1.052	0.106		15:31:55
10	0 C.Bueno /A.Khodair	BMW Team Brazil	BMW E89 Z4	4	1:28.744	1.171	0.119		15:26:39
11	30 J.Beaubelique /S.Ayari	SOFREV ASP by Jean-Luc Beaubé	Ferrari 458 Italia GT3	4	1:28.930	1.357	0.186		15:22:52
12	25 D.Baumann /H.Proczyk	GRT Grasser Racing Team	Lamborghini LP560-4	9	1:29.015	1.442	0.085		15:25:21
13	12 N.Mayr-Melnhof/ R.Rast	Belgian Audi Club Team WRT	Audi R8 LMS	8	1:29.032	1.459	0.017		15:28:06
14	6 A.Ebrahim/ J.Jousse	Team India by BMW Team India	BMW E89 Z4	11	1:29.068	1.495	0.036		15:39:57
15	5 A.Kumpen /E.Ide	Phoenix Racing	Audi R8 LMS	10	1:29.162	1.589	0.094		15:33:20
16	31 G.Tonelli/ F.Barthez	SOFREV ASP by Jerome Policand	Ferrari 458 Italia GT3	5	1:29.333	1.760	0.171		15:22:33
17	21 R.Zonta /S.Gimenez	BMW Team Brazil	BMW E89 Z4	13	1:29.798	2.225	0.465		15:47:26
18	7 M.Stumpf/C.Ricci	ACL by Rodrive Competicoes	Ford GT	4	1:29.992	2.419	0.194		15:27:39
19	35 L.Ordonez/ A.Buncombe	Nissan GT Academy Team RJN	Nissan GT-R Nismo GT3	16	1:30.240	2.667	0.248		15:47:32
20	32 W.Reip /M.Shulzhitskiy	Nissan GT Academy Team RJN	Nissan GT-R Nismo GT3	10	1:30.372	2.799	0.132		15:32:35
21	16 D.Keilwitz /N.Kentenich	Doerr Motorsport	McLaren MP4-12C	9	1:31.038	3.465	0.666		15:43:30
22	17 P.Green /A.Hoffmeister	Doerr Motorsport	McLaren MP4-12C	8	1:31.292	3.719	0.254		16:00:21
23	8 R.Mascarello/F.Tozzo	ACL by Rodrive Competicoes	Ford GT	6	1:34.082	6.509	2.790		15:30:39
24	3 P.Charouz /J.Stovicek	HTP Gravity Charouz	Mercedes SLS AMG GT3	13	1:34.388	6.815	0.306		15:37:37

Percent: 120%

Publications Time:

Race Director:

Time Keeping:

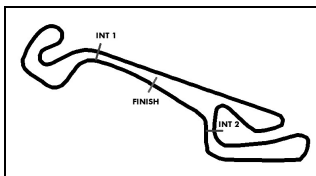
BLANCPAIN Timing

ver: 1.0

www.fiagtseries.com

Page 1/ 1 printed: 29.3.2013 16:33





FIA GT Series

Class results Free Practice 1



Provisional

Circuit Paul Armagnac Nogaro, Length: 3636 m

Air temperature: 8.5°C

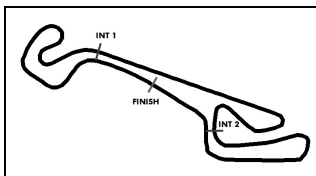
Track temperature: 9.1°C

Weather condition: Dry

Friday 29.3.2013 15:10

started : 24 classified : 24 not classified : 0

Drivers	Team	Car	Lap	Best Time	Gap	Diff	Kph	Day Time
CLASS: PRO CUP								
Started: 10			Classified: 10			Not Classified: 0		
1 10 A.Zuber/M.Parisy	Sebastien Loeb Racing	McLaren MP4-12C	6	1:27.573				15:22:13
2 9 S.Loeb/A.Parente	Sebastien Loeb Racing	McLaren MP4-12C	6	1:27.753	0.180	0.180		15:27:13
3 13 F.Stippler/E.Sandstrom	Belgian Audi Club Team WRT	Audi R8 LMS	8	1:27.899	0.326	0.146		15:22:54
4 1 M.Buhk/A.Day	HTP Gravity Charouz	Mercedes SLS AMG GT3	3	1:28.175	0.602	0.161		15:19:41
5 28 K.Chandhok/J.Seyffarth	SMS Seyffarth Motorsport	Mercedes SLS AMG GT3	13	1:28.519	0.946	0.181		16:00:52
6 11 S.Ortelli/L.Vanthoor	Belgian Audi Club Team WRT	Audi R8 LMS	11	1:28.625	1.052	0.106		15:31:55
7 0 C.Bueno/A.Khodair	BMW Team Brazil	BMW E89 Z4	4	1:28.744	1.171	0.119		15:26:39
8 5 A.Kumpen/E.Ide	Phoenix Racing	Audi R8 LMS	10	1:29.162	1.589	0.094		15:33:20
9 21 R.Zonta/S.Jimenez	BMW Team Brazil	BMW E89 Z4	13	1:29.798	2.225	0.465		15:47:26
10 16 D.Keilwitz/N.Kentenich	Doerr Motorsport	McLaren MP4-12C	9	1:31.038	3.465	0.666		15:43:30



FIA GT Series

Class results Free Practice 1



Provisional

Circuit Paul Armagnac Nogaro, Length: 3636 m

Air temperature: 8.5°C

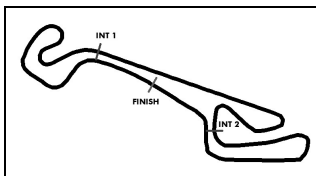
Track temperature: 9.1°C

Weather condition: Dry

Friday 29.3.2013 15:10

started : 24 classified : 24 not classified : 0

Drivers	Team	Car	Lap	Best Time	Gap	Diff	Kph	Day Time
CLASS: PRO-AM CUP								
Started: 10			Classified: 10			Not Classified: 0		
1 14 C.Viera/C.Campanico	Novadriver	Audi R8 LMS	5	1:28.014	0.441	0.115		15:21:43
2 2 S.Afanasiev/A.Simonsen	HTP Gravity Charouz	Mercedes SLS AMG GT3	4	1:28.259	0.686	0.084		15:20:38
3 51 F.Odini/F.Salaquarda	AF Corse	Ferrari 458 Italia GT3	4	1:28.338	0.765	0.079		15:20:57
4 30 J.Beaubelique/S.Ayari	SOFREV ASP by Jean-Luc Beaut	Ferrari 458 Italia GT3	4	1:28.930	1.357	0.186		15:22:52
5 25 D.Baumann/H.Proczyk	GRT Grasser Racing Team	Lamborghini LP560-4	9	1:29.015	1.442	0.085		15:25:21
6 12 N.Mayr-Melnhof/R.Rast	Belgian Audi Club Team WRT	Audi R8 LMS	8	1:29.032	1.459	0.017		15:28:06
7 6 A.Ebrahim/J.Jousse	Team India by BMW Team India	BMW E89 Z4	11	1:29.068	1.495	0.036		15:39:57
8 7 M.Stumpf/C.Ricci	ACL by Rodrive Competicoes	Ford GT	4	1:29.992	2.419	0.194		15:27:39
9 35 L.Ordonez/A.Buncombe	Nissan GT Academy Team RJN	Nissan GT-R Nismo GT3	16	1:30.240	2.667	0.248		15:47:32
10 32 W.Reip/M.Szulzhitskiy	Nissan GT Academy Team RJN	Nissan GT-R Nismo GT3	10	1:30.372	2.799	0.132		15:32:35



FIA GT Series

Class results Free Practice 1



Provisional

Circuit Paul Armagnac Nogaró, Length: 3636 m

Air temperature: 8.5°C

Track temperature: 9.1°C

Weather condition: Dry

Friday 29.3.2013 15:10

started : 24 classified : 24 not classified : 0

Drivers	Team	Car	Lap	Best Time	Gap	Diff	Kph	Day Time
CLASS: GENTLEMEN TROPHY								
Started: 4			Classified: 4			Not Classified: 0		
1 31 G.Tonelli/F.Barthez	SOFREV ASP by Jerome Polican	Ferrari 458 Italia GT3	5	1:29.333	1.760	0.171		15:22:33
2 17 P.Green/A.Hoffmeister	Doerr Motorsport	McLaren MP4-12C	8	1:31.292	3.719	0.254		16:00:21
3 8 R.Mascarello/F.Tozzo	ACL by Rodrive Competicoes	Ford GT	6	1:34.082	6.509	2.790		15:30:39
4 3 P.Charouz/J.Stovicek	HTP Gravity Charouz	Mercedes SLS AMG GT3	13	1:34.388	6.815	0.306		15:37:37

Percent: 120%

Publications Time:

Race Director:

Time Keeping:

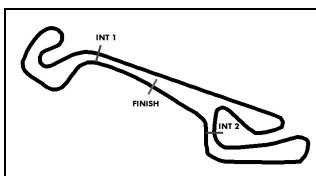
BLANCPAIN Timing

ver: 1.0

www.fiagtseries.com

Page 3/ 3 printed: 1.4.2013 10:30





FIA GT Series

Lap analysis Free Practice 1



Provisional

Circuit Paul Armagnac Nogaro, Length: 3636 m

Air temperature: 17.4°C

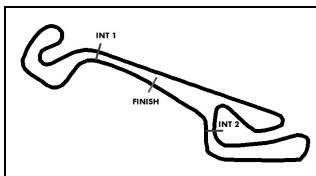
Track temperature: 17.7°C

Weather condition: Dry

Friday 29.3.2013 15:10

Lap	Time	SE1	SP1	SE2	SP2	SE3	SP3	Lap	Time	SE1	SP1	SE2	SP2	SE3	SP3
0 Caca Bueno, BRA/ Allam Khodair, BRA								theoretical besttime: 1:28.559							
1	8:48.271	7:42.512	138	29.751	114	36.008		13	8:24.848	7:24.617	158	29.825	121	30.406	199
2	4:52.956	3:55.827	160	27.748	131	29.381	201	14	1:33.835	35.703	159	28.204	126	29.928	199
3	1:29.093	32.674	161	27.486	125	28.933	201	15	1:30.931	32.965	160	28.056	122	29.910	201
4	1:28.744	32.303	160	27.523	125	28.918	203	16	1:34.069	33.280	160	30.822	122	29.967	200
5	1:28.829	32.276	157	27.567	129	28.986	205	17	1:37.034	32.890	162	27.958	120	36.186	201
6	1:58.584	39.859	103	38.712	110	40.013		18	1:55.160	43.358	122	34.728	109	37.074	
7	7:07.878	6:09.639	129	29.061	122	29.178	202	19	18:55.958	17:52.630	144	32.606	118	30.722	198
8	1:28.856	32.181	160	27.509	128	29.166	202	20	1:32.651	35.172	161	27.831	122	29.648	201
9	1:28.949	32.228	160	27.460	127	29.261	203	21	1:36.006	33.508	163	27.512	124	34.986	196
10	1:43.093	35.138	143	31.400	106	36.555		22	1:30.429	32.785	164	27.777	119	29.867	200
11	6:43.982	5:38.037	150	34.178	105	31.767	194	23	1:34.822	32.918	161	27.994	105	33.910	
12	1:58.683	40.936	123	34.528	103	43.219									

Lap	Time	SE1	SP1	SE2	SP2	SE3	SP3	Lap	Time	SE1	SP1	SE2	SP2	SE3	SP3
1 Maximilian Buhk, DEU/ Alan Day, ISR								theoretical besttime: 1:27.937							
1	6:39.813	5:41.696	165	28.640	117	29.477	206	15	1:36.860	33.261	165	28.406	118	35.193	
2	1:32.943	33.406	165	27.849	119	31.688	205	16	16:22.825	15:07.552	152	34.219	100	41.054	186
3	1:28.175	32.226	165	26.990	129	28.959	208	17	1:46.988	44.930	162	30.353	118	31.705	195
4	1:39.511	33.341	160	32.474	116	33.696	206	18	1:36.646	33.695	163	28.762	124	34.189	104
5	1:28.198	32.067	164	27.251	129	28.880	207	19	1:54.574	43.743	162	31.191	105	39.640	
6	1:28.410	32.139	164	27.125	130	29.146	206	20	18:01.429	16:59.334	146	31.088	108	31.007	200
7	1:33.721	33.012	164	27.351	128	33.358		21	1:35.474	37.758	160	28.287	123	29.429	207
8	6:07.448	5:09.701	164	27.746	127	30.001	205	22	1:33.569	35.355	163	28.757	128	29.457	207
9	1:29.746	32.989	165	27.447	127	29.310	208	23	1:30.751	34.254	164	27.599	122	28.898	207
10	1:29.118	32.632	164	27.353	124	29.133	205	24	1:29.863	33.291	165	27.679	124	28.893	208
11	1:28.923	32.344	165	27.419	128	29.160	208	25	1:29.241	32.840	163	27.296	122	29.105	208
12	1:29.150	32.510	165	27.455	128	29.185	208	26	1:29.012	32.790	166	27.309	124	28.913	208
13	1:33.655	33.511	165	27.827	123	32.317	208	27	1:36.038	32.280	165	27.432	124	36.326	
14	1:29.156	32.312	164	27.548	126	29.296	209								



FIA GT Series

Lap analysis Free Practice 1



Provisional

Circuit Paul Armagnac Nogaro, Length: 3636 m

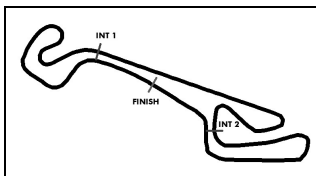
Air temperature: 17.4°C

Track temperature: 17.7°C

Weather condition: Dry

Friday 29.3.2013 15:10

Lap	Time	SE1	SP1	SE2	SP2	SE3	SP3	Lap	Time	SE1	SP1	SE2	SP2	SE3	SP3
2 Serguei Afanasiev, RUS/ Alen Simonsen, AUS								theoretical besttime: 1:28.259							
1	6:09.804	5:07.531	158	31.443	102	30.830	201	17	1:32.832	34.216	165	28.259	116	30.357	204
2	1:29.547	32.399	165	27.768	117	29.380	206	18	1:32.403	34.055	166	28.292	118	30.056	206
3	1:30.300	33.251	166	27.592	125	29.457	207	19	1:31.169	33.384	165	27.880	118	29.905	202
4	1:28.259	32.019	165	27.093	117	29.147	206	20	1:33.187	33.971	165	28.797	118	30.419	204
5	1:29.175	32.354	166	27.368	119	29.453	206	21	1:33.909	33.203	166	27.806	122	32.900	
6	1:28.899	32.269	166	27.293	118	29.337	206	22	6:23.391	5:22.674	163	30.128	126	30.589	203
7	1:32.969	32.561	166	27.164	124	33.244		23	1:32.941	34.124	163	28.425	121	30.392	198
8	5:04.048	4:06.327	159	27.764	121	29.957	203	24	1:39.959	38.639	143	30.842	118	30.478	200
9	1:32.691	34.214	156	28.493	119	29.984	201	25	1:42.452	38.891	154	28.767	117	34.794	
10	1:29.999	32.879	163	27.560	121	29.560	204	26	13:45.213	12:45.715	156	29.368	113	30.130	202
11	1:29.891	32.746	163	27.429	127	29.716	206	27	1:35.306	37.907	160	27.833	124	29.566	207
12	1:29.547	32.708	161	27.503	127	29.336	204	28	1:33.679	35.300	163	28.498	115	29.881	204
13	1:29.403	32.443	164	27.574	127	29.386	207	29	1:32.001	34.832	161	27.596	121	29.573	204
14	1:31.930	32.394	163	27.422	124	32.114		30	1:30.747	33.960	164	27.483	126	29.304	206
15	8:44.250	7:46.383	162	27.833	120	30.034	206	31	1:30.458	33.755	162	27.542	124	29.161	206
16	1:31.659	32.699	166	28.175	117	30.785	203	32	1:33.812	33.576	164	27.543	125	32.693	



FIA GT Series

Lap analysis Free Practice 1



Provisional

Circuit Paul Armagnac Nogaro, Length: 3636 m

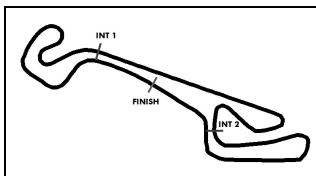
Air temperature: 17.4°C

Track temperature: 17.7°C

Weather condition: Dry

Friday 29.3.2013 15:10

Lap	Time	SE1	SP1	SE2	SP2	SE3	SP3	Lap	Time	SE1	SP1	SE2	SP2	SE3	SP3
3 Petr Charouz, CZE/ Jan Stovicek, CZE								theoretical besttime: 1:34.280							
1	6:36.170	5:20.029	122	38.954	89	37.187	182	13	1:34.388	34.588	161	28.762	107	31.038	198
2	2:00.763	42.773	123	34.436	95	43.554		14	1:35.542	35.174	160	29.156	116	31.212	198
3	2:54.794	1:51.251	152	31.372	110	32.171	194	15	1:47.354	35.205	161	32.452	86	39.697	
4	1:38.942	37.348	161	29.766		31.828	197	16	5:24.869	4:16.624	148	35.350	104	32.895	191
5	1:40.753	38.110	161	30.664	112	31.979	196	17	1:42.556	39.394	136	31.231	102	31.931	195
6	1:36.681	35.382	161	29.582	110	31.717	196	18	1:47.741	37.685	141	35.525	90	34.531	190
7	1:37.283	35.681	161	29.222	113	32.380	196	19	1:57.379	38.205	158	36.138	88	43.036	
8	1:36.438	35.967	162	28.984	115	31.487	195	20	16:34.235	15:18.130	122	38.778	90	37.327	171
9	1:35.156	35.148	162	29.078	108	30.930	200	21	1:50.959	41.735	135	33.445	96	35.779	182
10	1:35.112	34.865	162	28.918	108	31.329	196	22	2:07.162	47.012	113	37.840	86	42.310	
11	1:35.644	34.683	163	28.897	112	32.064	195	23	11:20.873	10:12.800	142	33.026	105	35.047	185
12	1:35.479	34.976	156	28.981	112	31.522	197	24	1:52.564	40.233	147	31.848	106	40.483	



FIA GT Series

Lap analysis Free Practice 1



Provisional

Circuit Paul Armagnac Nogaro, Length: 3636 m

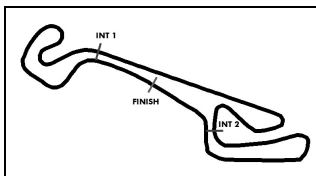
Air temperature: 17.4°C

Track temperature: 17.7°C

Weather condition: Dry

Friday 29.3.2013 15:10

Lap	Time	SE1	SP1	SE2	SP2	SE3	SP3	Lap	Time	SE1	SP1	SE2	SP2	SE3	SP3
5 Anthony Kumpen, BEL/ Enzo Ide, BEL								theoretical besttime: 1:29.162							
1	2:00.207	56.928	147	31.332	102	31.947	199	16	1:29.989	32.879	161	27.679	123	29.431	203
2	1:33.953	35.209	158	28.776	115	29.968	204	17	1:36.320	33.059	160	28.348	114	34.913	
3	1:31.789	33.529	163	27.807	124	30.453	206	18	4:58.824	3:57.807	150	29.748	113	31.269	195
4	1:30.901	33.575	163	27.856	121	29.470	205	19	1:33.328	35.116	160	28.244	121	29.968	201
5	1:33.344	35.899	161	27.961	118	29.484	203	20	1:31.715	33.733	161	27.953	123	30.029	201
6	1:30.307	33.213	162	27.569	120	29.525	202	21	1:30.902	33.444	162	27.826	126	29.632	205
7	1:37.062	33.168	161	27.782	117	36.112		22	1:30.842	33.518	162	27.706	125	29.618	202
8	9:04.261	8:06.159	158	28.369	115	29.733	204	23	1:29.753	32.849	161	27.551	128	29.353	205
9	1:29.435	32.657	163	27.481	117	29.297	206	24	1:33.848	32.738	162	27.848	130	33.262	
10	1:29.162	32.482	165	27.423	124	29.257	206	25	4:53.612	3:50.774	141	30.606	111	32.232	193
11	1:29.687	32.703	160	27.686	124	29.298	206	26	1:40.114	38.319	143	31.046	111	30.749	197
12	1:31.087	32.833	164	28.401	112	29.853	204	27	1:40.247	37.828	145	28.999	117	33.420	
13	1:34.502	33.030	163	27.918	120	33.554		28	12:23.966	11:23.886	142	29.328	122	30.752	198
14	4:48.034	3:49.622	162	28.250	111	30.162	202	29	1:37.198	35.482	158	28.344	122	33.372	
15	1:31.367	34.039	162	27.861	119	29.467	204	30	4:33.917	3:33.095	159	27.897	128	32.925	



FIA GT Series

Lap analysis Free Practice 1



Provisional

Circuit Paul Armagnac Nogaro, Length: 3636 m

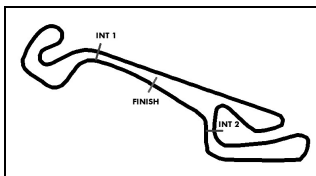
Air temperature: 17.4°C

Track temperature: 17.7°C

Weather condition: Dry

Friday 29.3.2013 15:10

Lap	Time	SE1	SP1	SE2	SP2	SE3	SP3	Lap	Time	SE1	SP1	SE2	SP2	SE3	SP3
6 Armaan Ebrahim, IND/ Julien Jousse, FRA								theoretical besttime: 1:28.880							
1	2:34.206	1:12.051	119	37.583	91	44.572		15	1:37.923	34.947	160	29.434	112	33.542	
2	5:00.039	3:50.185	137	33.599	100	36.255	176	16	7:18.319	6:15.153	147	31.502	111	31.664	198
3	1:48.857	39.811	148	33.287	105	35.759	177	17	1:33.805	34.402	160	28.956	122	30.447	194
4	1:51.424	38.117	145	34.823	105	38.484		18	1:32.738	33.686	161	28.493	128	30.559	199
5	9:34.076	8:30.592	139	31.971	115	31.513	185	19	1:31.423	32.990	162	28.210	125	30.223	200
6	1:34.558	34.309	157	29.593	123	30.656	188	20	1:31.137	32.795	161	28.056	123	30.286	198
7	1:30.701	32.613	161	28.274	124	29.814	196	21	1:43.993	35.663	145	30.975	109	37.355	
8	1:32.047	34.006	159	28.199	128	29.842	199	22	10:45.230	9:31.665	133	34.820	99	38.745	
9	1:32.034	33.027	160	28.377	118	30.630	201	23	3:07.459	2:04.326	144	31.005	113	32.128	194
10	1:29.882	32.523	161	27.944	123	29.415	201	24	1:39.337	38.433	157	29.339	120	31.565	195
11	1:29.068	32.162	160	27.624	129	29.282	202	25	1:42.507	37.879	157	29.173	119	35.455	
12	1:32.791	31.974	161	28.402	111	32.415		26	6:03.009	5:02.354	156	30.132	120	30.523	200
13	6:13.647	5:15.539	160	28.006	124	30.102	178	27	1:32.867	34.564	161	28.096	124	30.207	199
14	1:31.408	33.304	160	27.892	127	30.212	199	28	1:39.995	35.320	160	28.688	117	35.987	
7 Matheus Stumpf, BRA/ Claudio Ricci, BRA								theoretical besttime: 1:29.432							
1	6:24.477	5:09.758	126	34.500	96	40.219		14	1:38.044	33.717	163	28.163	121	36.164	
2	8:14.205	7:13.730	148	29.689	116	30.786	199	15	12:37.605	11:34.503	141	30.893	97	32.209	196
3	1:30.973	33.236	161	27.917	127	29.820	203	16	2:04.671	47.395	100	39.171	100	38.105	
4	1:29.992	32.896	161	27.721	120	29.375	205	17	11:06.437	10:02.651	125	32.330	99	31.456	199
5	1:31.165	32.599	163	28.138	119	30.428	198	18	1:39.681	39.217	141	29.163	118	31.301	198
6	1:31.280	33.782	158	27.898	120	29.600	204	19	1:35.844	37.418	152	28.380	120	30.046	201
7	1:36.033	33.129	164	27.985	111	34.919		20	1:33.648	35.587	157	28.136	113	29.925	203
8	6:22.619	5:24.918	162	27.974	121	29.727	205	21	1:35.173	35.317	159	28.875	114	30.981	200
9	1:39.679	32.979	160	27.790	122	38.910		22	1:33.041	34.914	161	28.110	116	30.017	201
10	5:55.075	4:57.656	164	27.799	115	29.620	207	23	1:33.130	35.437	162	27.878	121	29.815	205
11	1:30.114	32.933	165	27.458	119	29.723	205	24	1:31.946	33.784	162	28.360	119	29.802	206
12	1:31.001	33.151	163	27.702	122	30.148	200	25	1:31.250	33.277	163	27.652	123	30.321	205
13	1:33.884	34.781	163	28.670	116	30.433	197	26	1:38.441	35.156	162	27.832	119	35.453	



FIA GT Series

Lap analysis Free Practice 1



Provisional

Circuit Paul Armagnac Nogaro, Length: 3636 m

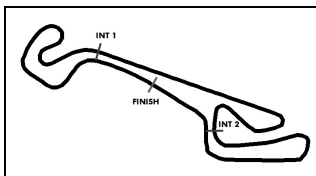
Air temperature: 17.4°C

Track temperature: 17.7°C

Weather condition: Dry

Friday 29.3.2013 15:10

Lap	Time	SE1	SP1	SE2	SP2	SE3	SP3	Lap	Time	SE1	SP1	SE2	SP2	SE3	SP3
8 Rajjan Mascarello, BRA/ Felipe Tozzo, BRA								theoretical besttime: 1:33.735							
1	10:31.689	8:56.637	115	46.366	84	48.686		10	1:48.359	34.693	153	31.836	102	41.830	
2	3:42.007	2:35.773	121	32.893	105	33.341	190	11	7:08.915	6:02.737	132	31.678	101	34.500	191
3	1:38.968	37.725	155	29.303	116	31.940	186	12	1:38.635	36.179	158	29.844	115	32.612	191
4	1:38.152	35.757	157	29.076	113	33.319	194	13	1:36.339	35.453	161	29.702	117	31.184	191
5	1:34.508	34.496	158	28.732	121	31.280	197	14	1:46.466	36.261	159	29.528	118	40.677	
6	1:34.082	34.413	158	28.577	115	31.092	195	15	29:24.343	28:17.641	122	33.538	115	33.164	175
7	1:36.260	34.066	157	29.484	113	32.710	194	16	1:41.120	38.583	151	30.416	114	32.121	188
8	1:35.151	34.577	156	29.275	118	31.299	198	17	1:39.798	37.708	153	30.108	113	31.982	184
9	1:39.962	38.976	156	29.009	115	31.977	200	18	2:02.177	46.127	153	34.797	100	41.253	



FIA GT Series

Lap analysis Free Practice 1



Provisional

Circuit Paul Armagnac Nogaro, Length: 3636 m

Air temperature: 17.4°C

Track temperature: 17.7°C

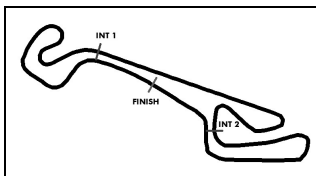
Weather condition: Dry

Friday 29.3.2013 15:10

Lap	Time	SE1	SP1	SE2	SP2	SE3	SP3	Lap	Time	SE1	SP1	SE2	SP2	SE3	SP3
9 Sebastien Loeb, FRA/ Alvaro Parente, PRT								theoretical besttime: 1:27.530							
1	3:02.851	2:01.263	139	30.447	104	31.141	202	14	5:49.784	4:49.258	168	29.618	126	30.908	198
2	1:37.094	34.679	151	28.296	112	34.119		15	1:33.273	34.537	162	28.204	118	30.532	206
3	8:07.421	7:10.594	167	27.535	118	29.292	206	16	1:31.465	33.481	166	27.809	125	30.175	204
4	1:28.152	32.476	169	27.030	116	28.646	208	17	1:30.319	33.490	168	27.397	125	29.432	208
5	1:30.093	33.978	169	27.318	120	28.797	210	18	1:28.705	32.482	170	26.948	129	29.275	209
6	1:27.753	32.073	169	26.911	125	28.769	210	19	1:29.940	32.843	169	27.642	124	29.455	209
7	1:33.166	34.121	160	28.438	116	30.607	201	20	1:36.000	33.589	169	27.228	129	35.183	
8	1:28.451	32.568	169	27.192	118	28.691	211	21	24:59.693	24:00.043	151	29.063	121	30.587	201
9	1:32.228	32.393	159	27.730	121	32.105		22	1:37.763	35.134	167	28.290	123	34.339	
10	7:00.227	6:01.763	164	29.335	116	29.129	209	23	3:30.009	2:31.177	160	28.858	123	29.974	207
11	1:28.912	32.707	168	27.223		28.982	210	24	1:29.444	33.251	171	27.065	131	29.128	210
12	1:28.022	32.361	171	27.061	120	28.600	211	25	1:28.991	32.647	170	27.046	125	29.298	207
13	1:32.756	32.019	171	26.982	124	33.755		26	1:33.046	32.829	171	27.060	130	33.157	

Lap	Time	SE1	SP1	SE2	SP2	SE3	SP3	Lap	Time	SE1	SP1	SE2	SP2	SE3	SP3
10 Andreas Zuber, AUT/ Mike Parisy, FRA								theoretical besttime: 1:27.573							
1	2:53.455	1:38.722	132	36.216	100	38.517		15	3:14.244	2:13.898	168	29.032	107	31.314	208
2	3:17.763	2:10.559	155	34.272	101	32.932	198	16	1:33.075	33.789	167	28.696	114	30.590	204
3	1:35.934	35.801	156	29.959	117	30.174	206	17	1:41.738	36.072	168	30.152	108	35.514	202
4	1:30.868	32.744	169	28.018	113	30.106	209	18	1:41.373	34.877	160	30.272	106	36.224	
5	1:28.136	32.032	170	27.194	120	28.910	210	19	9:31.049	8:32.833	166	28.284	121	29.932	210
6	1:27.573	31.857	172	26.967	123	28.749	210	20	1:30.632	32.936	169	27.856	118	29.840	208
7	1:34.597	32.426	162	29.037	113	33.134		21	1:31.242	33.269	168	28.081	115	29.892	207
8	7:06.357	6:09.991	169	27.341	123	29.025	210	22	1:53.349	40.093	132	35.760	93	37.496	
9	1:28.822	32.668	168	27.111	124	29.043	208	23	10:50.409	9:32.984	124	36.323	87	41.102	
10	1:28.833	32.816	169	27.157	124	28.860	211	24	5:47.987	4:39.199	142	31.838	100	36.950	
11	1:35.719	34.392	165	27.552	125	33.775		25	4:06.495	3:08.150	159	28.510	119	29.835	209
12	5:55.349	4:56.147	169	28.321	112	30.881	205	26	1:32.490	34.344	149	28.314	120	29.832	209
13	1:28.882	32.691	170	27.347	124	28.844	212	27	1:30.313	33.188	171	27.436	118	29.689	209
14	1:32.916	32.066	170	28.080	120	32.770		28	1:35.131	33.350	169	27.655	120	34.126	

Lap	Time	SE1	SP1	SE2	SP2	SE3	SP3	Lap	Time	SE1	SP1	SE2	SP2	SE3	SP3
11 Stephane Ortelli, MCO/ Laurens Vanthoor, BEL								theoretical besttime: 1:28.522							
1	2:07.295	1:01.621	152	33.264	110	32.410	193	21	1:31.577	33.262	161	28.262	117	30.053	206
2	1:43.782	35.401	160	31.098	111	37.283		22	1:30.428	33.020	163	27.965	119	29.443	205
3	4:08.928	3:11.296	162	28.329	116	29.303	202	23	1:30.664	33.013	164	27.840	123	29.811	206
4	1:29.670	32.826	161	27.495	125	29.349	204	24	1:29.975	32.704	164	27.798	122	29.473	207
5	1:36.866	35.970	112	31.642	124	29.254	205	25	1:32.557	34.632	164	28.626	121	29.299	206
6	1:28.913	32.425	163	27.418	127	29.070	204	26	1:35.171	32.689	162	27.981	119	34.501	
7	1:33.528	32.420	162	28.309	124	32.799		27	2:37.299	1:39.802	163	28.277	121	29.220	207
8	3:20.611	2:23.290	163	27.489	124	29.832	203	28	1:30.390	32.479	162	27.841	124	30.070	200
9	1:28.965	32.353	162	27.453	125	29.159	207	29	1:31.265	33.624	164	28.040	120	29.601	206
10	1:28.653	32.196	164	27.371	125	29.086	206	30	1:43.551	37.464	139	31.443	113	34.644	
11	1:28.625	32.241	164	27.345	123	29.039	203	31	7:50.275	6:44.265	157	30.756	111	35.254	
12	1:32.193	32.823	163	27.551	124	31.819		32	2:16.295	1:16.179	149	29.873	112	30.243	200
13	4:02.892	3:05.648	159	27.865	125	29.379	205	33	1:35.013	37.225	157	27.924	120	29.864	201
14	1:29.234	32.455	159	27.662	125	29.117	205	34	1:32.266	35.807	162	27.458	120	29.001	205
15	1:30.121	32.349	163	27.567	124	30.205	202	35	1:33.480	35.133	163	27.325	124	31.022	
16	1:31.991	32.633	163	27.523	122	31.835		36	2:25.412	1:24.684	158	28.614	118	32.114	191
17	3:55.753	2:55.341	161	28.615	118	31.797	203	37	1:32.882	35.063	163	28.223	121	29.596	208
18	1:31.182	33.163	164	28.125	121	29.894	203	38	1:30.443	33.853	163	27.339	127	29.251	208
19	1:30.711	32.957	163	27.917	127	29.837	202	39	1:32.064	32.912	165	27.347	124	31.805	
20	1:32.829	33.922	163	28.537	115	30.370	202								



FIA GT Series

Lap analysis Free Practice 1



Provisional

Circuit Paul Armagnac Nogaro, Length: 3636 m

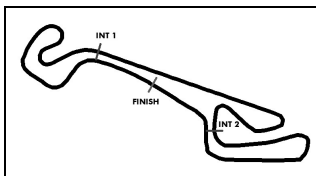
Air temperature: 17.4°C

Track temperature: 17.7°C

Weather condition: Dry

Friday 29.3.2013 15:10

Lap	Time	SE1	SP1	SE2	SP2	SE3	SP3	Lap	Time	SE1	SP1	SE2	SP2	SE3	SP3
12 Niki Mayr-Melnhof, AUT/ Rene Rast, DEU								theoretical besttime: 1:28.714							
1	4:13.584	3:03.227	107	35.785	104	34.572	177	21	1:31.929	33.454	159	28.327	122	30.148	197
2	1:46.982	36.967	145	32.747	109	37.268		22	1:31.442	33.554	160	28.096	125	29.792	203
3	4:38.458	3:36.822	160	28.742	117	32.894	198	23	1:30.780	32.957	159	28.028	123	29.795	201
4	1:30.106	32.880	161	27.598	125	29.628	201	24	1:30.903	33.074	155	28.175	118	29.654	201
5	1:29.338	32.550	163	27.400	125	29.388	202	25	1:31.050	33.655	160	27.820	123	29.575	200
6	1:29.372	32.536	162	27.498	125	29.338	199	26	1:29.959	32.525	161	27.664	123	29.770	205
7	1:29.187	32.281	162	27.533	127	29.373	202	27	1:29.934	32.530	159	28.010	119	29.394	203
8	1:29.032	32.396	162	27.482	122	29.154	204	28	1:30.948	33.101	159	27.996	116	29.851	205
9	1:35.096	34.140	161	28.030	118	32.926		29	1:31.173	32.779	160	28.217	118	30.177	197
10	3:15.456	2:17.350	160	28.373	114	29.733	199	30	1:40.527	35.833	138	30.484	105	34.210	
11	1:29.738	32.623	163	27.568	123	29.547	205	31	11:56.249	10:54.425	127	30.891	112	30.933	197
12	1:29.085	32.343	163	27.555	124	29.187	204	32	1:35.513	36.694	141	29.061	119	29.758	198
13	1:30.125	33.093	162	27.805	122	29.227	203	33	1:33.189	35.778	153	28.043	121	29.368	203
14	1:29.061	32.416	162	27.612	123	29.033	205	34	1:32.430	34.740	158	28.046	114	29.644	203
15	1:30.854	32.596	161	27.982	118	30.276	201	35	1:33.352	34.393	160	28.041	118	30.918	192
16	1:35.659	33.487	160	28.545	107	33.627		36	1:36.500	36.427	143	29.801	114	30.272	202
17	4:18.988	3:19.114	156	29.069	120	30.805	194	37	1:32.709	33.695	159	28.812	118	30.202	204
18	1:33.024	33.697	157	28.553	123	30.774	198	38	1:30.697	33.440	159	27.704	121	29.553	204
19	1:32.802	33.482	160	28.246	123	31.074	194	39	1:30.502	32.937	159	27.792	121	29.773	204
20	1:32.406	33.653	159	28.502	120	30.251	200	40	1:33.923	33.083	161	27.856	123	32.984	



FIA GT Series

Lap analysis Free Practice 1



Provisional

Circuit Paul Armagnac Nogaro, Length: 3636 m

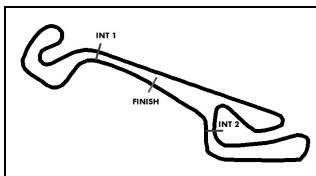
Air temperature: 17.4°C

Track temperature: 17.7°C

Weather condition: Dry

Friday 29.3.2013 15:10

Lap	Time	SE1	SP1	SE2	SP2	SE3	SP3	Lap	Time	SE1	SP1	SE2	SP2	SE3	SP3
13 Frank Stippler, DEU/ Edward Sandstrom, SWE								theoretical besttime: 1:27.769							
1	2:15.376	1:14.524	157	29.895	99	30.957	203	19	2:28.139	1:29.459	161	28.731	117	29.949	198
2	1:31.328	33.395	163	28.095	109	29.838	206	20	1:30.570	33.268	160	27.880	120	29.422	202
3	1:28.842	32.343	163	27.300	113	29.199	207	21	1:30.829	33.313	161	27.973	120	29.543	201
4	1:28.273	32.084	164	27.212	111	28.977	206	22	1:30.581	33.301	160	27.939	120	29.341	205
5	1:37.177	32.428	162	33.079	101	31.670	204	23	1:29.609	32.664	159	27.676	121	29.269	206
6	1:37.158	34.090	142	32.673	100	30.395	204	24	1:29.231	32.385	161	27.604	123	29.242	203
7	1:28.585	32.017	164	27.565	119	29.003	205	25	1:29.271	32.529	160	27.518	126	29.224	204
8	1:27.899	31.811	164	27.153	116	28.935	205	26	1:31.212	33.993	162	27.505	121	29.714	200
9	1:28.524	32.008	163	27.399	117	29.117	205	27	1:30.892	33.213	162	27.998	122	29.681	203
10	1:33.490	32.249	163	27.643	120	33.598		28	1:44.962	38.282	146	30.440	112	36.240	
11	2:59.744	2:02.987	161	27.538	115	29.219	206	29	4:39.462	3:33.453	140	32.857	90	33.152	189
12	1:28.540	32.196	163	27.366	119	28.978	205	30	1:45.598	37.505	155	30.332	96	37.761	
13	1:28.499	32.077	163	27.407	121	29.015	206	31	2:34.810	1:32.782	154	29.472	111	32.556	191
14	1:28.123	32.046	163	27.272	117	28.805	207	32	1:44.321	37.088	150	30.545	105	36.688	
15	4:07.246	2:56.123	105	31.762	112	39.361		33	2:24.737	1:17.434	149	31.076	94	36.227	
16	10:18.654	9:19.392	156	28.721	121	30.541	195	34	2:20.760	1:14.848	153	30.410	108	35.502	
17	1:32.138	33.188	161	28.523	109	30.427	199	35	2:26.151	1:16.261	139	32.599	91	37.291	
18	1:37.013	34.284	151	28.816	119	33.913		36	2:19.066	1:13.277	157	29.751	112	36.038	



FIA GT Series

Lap analysis Free Practice 1



Provisional

Circuit Paul Armagnac Nogaro, Length: 3636 m

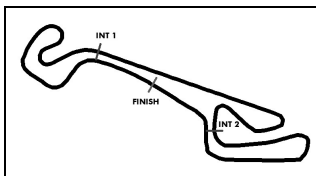
Air temperature: 17.4°C

Track temperature: 17.7°C

Weather condition: Dry

Friday 29.3.2013 15:10

Lap	Time	SE1	SP1	SE2	SP2	SE3	SP3	Lap	Time	SE1	SP1	SE2	SP2	SE3	SP3
14 Carlos Viera, PRT/ Cesar Campanico, PRT								theoretical besttime: 1:27.933							
1	3:56.591	2:44.763	138	33.122	108	38.706		14	1:34.217	32.540	162	30.352	96	31.325	206
2	3:17.334	2:18.129	161	29.016	120	30.189	206	15	1:29.052	32.177	163	27.421	123	29.454	207
3	1:28.136	31.896	164	27.234	130	29.006	206	16	1:38.952	33.805	157	30.293	119	34.854	
4	1:33.294	32.650	157	29.768	112	30.876	206	17	6:40.317	5:40.899	149	28.679	120	30.739	197
5	1:28.014	31.783	163	27.315	127	28.916	206	18	1:35.196	34.134	156	29.503	101	31.559	192
6	1:34.263	34.040	156	29.759	112	30.464	205	19	1:39.508	35.728	152	29.028	115	34.752	
7	1:31.053	31.931	162	28.811	117	30.311	206	20	8:41.496	7:43.350	158	28.075	122	30.071	198
8	1:28.507	32.050	163	27.248	126	29.209	205	21	1:30.872	33.043	159	27.952	126	29.877	200
9	1:35.204	33.349	162	28.121	117	33.734		22	1:30.200	32.981	158	27.639	128	29.580	201
10	4:36.816	3:36.106	143	30.267	118	30.443	205	23	1:30.457	33.095	163	27.599	123	29.763	200
11	1:29.164	32.251	163	27.532	123	29.381	207	24	1:38.133	35.212	150	28.654	123	34.267	
12	1:30.535	32.377	162	28.331	117	29.827	206	25	13:38.471	12:37.606	144	29.292	120	31.573	191
13	1:29.389	32.251	162	27.525	124	29.613	206	26	2:10.831				99	44.090	



FIA GT Series

Lap analysis Free Practice 1



Provisional

Circuit Paul Armagnac Nogaro, Length: 3636 m

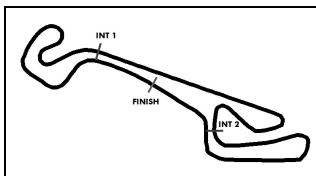
Air temperature: 17.4°C

Track temperature: 17.7°C

Weather condition: Dry

Friday 29.3.2013 15:10

Lap	Time	SE1	SP1	SE2	SP2	SE3	SP3	Lap	Time	SE1	SP1	SE2	SP2	SE3	SP3
16 Daniel Keilwitz, DEU/ Niclas Kentenich, DEU								theoretical besttime: 1:30.799							
1	8:09.138	6:58.474	144	33.255	87	37.409		16	1:33.971	34.255	160	28.905	115	30.811	199
2	5:57.755	4:55.190	162	30.561	106	32.004	200	17	1:34.077	34.254	158	28.773	113	31.050	200
3	1:33.446	34.002	162	28.562	117	30.882	199	18	1:34.926	35.282	163	28.727	113	30.917	201
4	1:31.970	33.743	163	27.936	119	30.291	205	19	1:41.390	38.795	140	30.673	103	31.922	191
5	1:31.837	33.367	165	27.966	111	30.504	204	20	1:43.774	38.605	150	29.212	109	35.957	
6	1:35.846	33.651	164	29.112	113	33.083		21	6:42.261	5:30.135	106	38.485	89	33.641	194
7	10:07.498	9:07.994	161	28.347	118	31.157	201	22	1:43.034	40.525	143	31.064	109	31.445	199
8	1:31.947	33.570	163	28.219	116	30.158	203	23	1:37.861	38.245	152	28.629	119	30.987	194
9	1:31.038	33.118	163	27.829	124	30.091	204	24	1:35.446	37.384	154	28.210	119	29.852	206
10	1:31.204	33.173	164	27.912	122	30.119	205	25	1:34.724	35.919	157	28.351	119	30.454	207
11	1:34.949	33.364	164	27.892	123	33.693		26	1:37.695	35.530	160	27.965	118	34.200	
12	7:28.396	6:22.405	142	31.679	93	34.312	195	27	3:52.731	2:53.587	161	28.504	115	30.640	201
13	1:37.907	35.977	160	29.514	109	32.416	201	28	1:34.642	35.111	163	28.098	118	31.433	205
14	1:41.906	35.806	131	29.902	113	36.198		29	1:32.433	34.080	163	27.911	116	30.442	203
15	3:17.627	2:16.789	161	28.876	116	31.962	199	30	1:36.401	34.038	161	27.679	114	34.684	



FIA GT Series

Lap analysis Free Practice 1



Provisional

Circuit Paul Armagnac Nogaro, Length: 3636 m

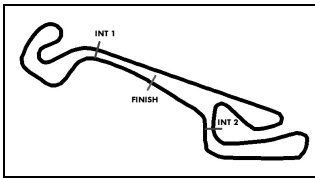
Air temperature: 17.4°C

Track temperature: 17.7°C

Weather condition: Dry

Friday 29.3.2013 15:10

Lap	Time	SE1	SP1	SE2	SP2	SE3	SP3	Lap	Time	SE1	SP1	SE2	SP2	SE3	SP3
17 Paul Green, DEU/ Arne Hoffmeister, DEU								theoretical besttime: 1:31.211							
1	39:16.357	38:11.592	161	31.632	121	33.133	194	6	1:34.029	35.019	162	28.895	112	30.115	200
2	1:40.627	37.587	135	31.329	109	31.711	199	7	1:32.914	33.654	163	29.296	110	29.964	200
3	1:36.696	36.204	158	29.835	114	30.657	201	8	1:31.292	33.449	162	28.054	119	29.789	203
4	1:34.425	34.170	160	29.819	120	30.436	201	9	1:36.164	33.368	161	28.965	111	33.831	
5	1:35.113	35.427	165	28.689	125	30.997	203								



FIA GT Series

Lap analysis Free Practice 1

Provisional

Circuit Paul Armagnac Nogaro, Length: 3636 m

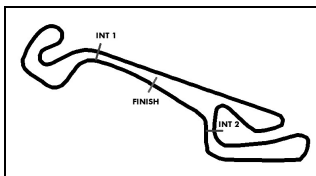
Air temperature: 17.4°C

Track temperature: 17.7°C

Weather condition: Dry

Friday 29.3.2013 15:10

Lap	Time	SE1	SP1	SE2	SP2	SE3	SP3	Lap	Time	SE1	SP1	SE2	SP2	SE3	SP3
21 Riccardo Zonta, BRA/ Sergio Gimenez, BRA								theoretical besttime: 1:29.612							
1	10:16.450	8:50.188	114	46.986	100	39.276		12	1:30.812	32.461	161	28.283	120	30.068	202
2	4:28.192	3:25.879	143	30.341	118	31.972	195	13	1:29.798	32.573	161	27.718	125	29.507	201
3	1:35.934	37.232	158	28.344	121	30.358	197	14	1:34.006	32.741	162	27.734	123	33.531	
4	1:31.110	33.370	160	27.947	119	29.793	199	15	4:19.003	3:09.859	117	34.661	91	34.483	190
5	1:30.296	32.614	160	27.944	121	29.738	200	16	1:38.637	39.551	158	28.763	119	30.323	198
6	1:29.990	32.673	160	27.675	123	29.642	201	17	1:33.830	34.733	151	28.747	118	30.350	197
7	1:34.973	32.882	160	28.099	123	33.992		18	1:34.630	35.345	154	28.809	107	30.476	196
8	7:27.769	6:29.601	160	28.110	118	30.058	200	19	1:38.777	35.057	159	28.693	116	35.027	
9	1:30.704	32.892	159	28.129	119	29.683	201	20	9:27.333	8:22.183	123	32.311	97	32.839	191
10	1:30.104	32.720	160	27.908	119	29.476	201	21	1:48.100	40.053	124	31.037	102	37.010	
11	1:30.285	32.485	161	27.787	124	30.013	201								



FIA GT Series

Lap analysis Free Practice 1



Provisional

Circuit Paul Armagnac Nogaro, Length: 3636 m

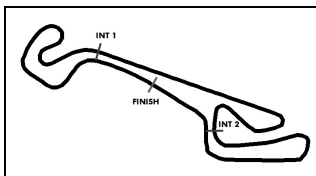
Air temperature: 17.4°C

Track temperature: 17.7°C

Weather condition: Dry

Friday 29.3.2013 15:10

Lap	Time	SE1	SP1	SE2	SP2	SE3	SP3	Lap	Time	SE1	SP1	SE2	SP2	SE3	SP3
25 Dominik Baumann, AUT/ Hari Proczyk, AUT								theoretical besttime: 1:29.015							
1	3:06.281	1:57.188	127	35.035	81	34.058	192	14	1:31.917	33.982	164	27.838	117	30.097	202
2	1:37.184	37.232	161	28.972	105	30.980	201	15	1:36.150	33.374	164	30.739	116	32.037	203
3	1:37.088	36.795	123	29.692	98	30.601	201	16	1:38.540	33.611	164	28.538	101	36.391	
4	1:31.982	34.106	167	28.207	100	29.669	205	17	9:00.420	7:51.425	123	33.991	92	35.004	189
5	1:30.491	33.310	167	27.839	104	29.342	203	18	1:39.806	36.636	147	30.066	101	33.104	193
6	1:29.795	32.882	168	27.509	108	29.404	206	19	1:41.631	35.793	156	33.598	94	32.240	193
7	1:29.808	32.902	167	27.548	108	29.358	204	20	1:35.878	34.812	162	28.760	110	32.306	193
8	1:29.664	32.834	167	27.493	108	29.337	206	21	1:42.723	35.149	153	31.407	104	36.167	
9	1:29.015	32.603	168	27.419	110	28.993	206	22	26:10.631	25:00.746	133	34.563	75	35.322	189
10	1:35.955	33.157	167	28.849	97	33.949		23	1:38.926	37.164	158	29.995	97	31.767	196
11	6:13.481	5:11.159	152	30.060	103	32.262	196	24	1:35.103	35.583	164	28.564	104	30.956	198
12	1:36.424	35.247	163	28.782	112	32.395	201	25	1:41.501	36.991	164	29.617	95	34.893	
13	1:35.629	34.770	154	29.501	84	31.358	201	26	2:44.727	1:36.397	133	31.117	105	37.213	



FIA GT Series

Lap analysis Free Practice 1



Provisional

Circuit Paul Armagnac Nogaro, Length: 3636 m

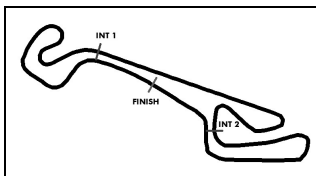
Air temperature: 17.4°C

Track temperature: 17.7°C

Weather condition: Dry

Friday 29.3.2013 15:10

Lap	Time	SE1	SP1	SE2	SP2	SE3	SP3	Lap	Time	SE1	SP1	SE2	SP2	SE3	SP3
28	Karun Chandhok, IND/ Jan Seyffarth, DEU							theoretical besttime: 1:28.288							
1	2:18.522	59.022	111	40.762	91	38.738	145	14	1:28.606	32.339	164	27.329	127	28.938	
2	1:54.548	39.204	118	38.674	101	36.670	138	15	1:34.603	32.753	165	27.909	124	33.941	
3	1:48.748	38.438	131	35.930	110	34.380	164	16	9:03.659	7:42.991	109	40.214	87	40.454	175
4	1:45.288	36.293	118	35.206	104	33.789	154	17	2:02.151	44.255	120	40.558	99	37.338	
5	1:44.574	35.617	133	33.706	115	35.251		18	1:50.077	41.180	132	33.728	107	35.169	187
6	7:28.550	6:21.885	132	32.968	112	33.697	162	19	2:04.050	42.459	128	37.900	104	43.691	
7	1:51.438	34.814	147	31.214	111	45.410		20	3:03.810	1:57.833	109	33.085	117	32.892	191
8	24:31.807	23:31.470	157	30.291	119	30.046	203	21	1:41.359	37.968	150	31.410	114	31.981	197
9	1:30.769	33.283	162	27.949	126	29.537	203	22	1:53.091	46.791	132	33.266	118	33.034	199
10	1:30.100	33.005	162	27.714	126	29.381	205	23	1:35.461	36.354	159	28.811	128	30.296	201
11	1:30.395	33.293	161	27.863	121	29.239	203	24	1:32.409	34.365	162	28.170	127	29.874	201
12	1:28.904	32.685	161	27.479	127	28.740	205	25	1:31.309	33.736	163	27.873	124	29.700	202
13	1:28.519	32.486	165	27.209	129	28.824	207	26	1:41.209	33.717	164	27.897	131	39.595	



FIA GT Series

Lap analysis Free Practice 1



Provisional

Circuit Paul Armagnac Nogaro, Length: 3636 m

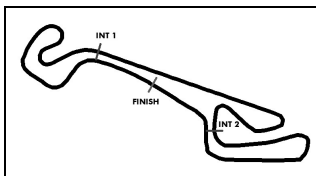
Air temperature: 17.4°C

Track temperature: 17.7°C

Weather condition: Dry

Friday 29.3.2013 15:10

Lap	Time	SE1	SP1	SE2	SP2	SE3	SP3	Lap	Time	SE1	SP1	SE2	SP2	SE3	SP3
30 Jean Luc Beaubelique, FRA/ Soheil Ayari, FRA								theoretical besttime: 1:28.423							
1	4:29.542	3:20.889	138	31.433	111	37.220		14	1:34.662	34.486	155	29.255	120	30.921	195
2	5:22.260	4:22.701	151	29.398	121	30.161	202	15	1:32.404	34.112	160	28.029	118	30.263	198
3	1:31.495	34.197	152	28.054	128	29.244	204	16	1:33.095	33.619	161	28.598	120	30.878	197
4	1:28.930	32.326	161	27.563	128	29.041	204	17	1:33.370	34.251	154	28.647	117	30.472	197
5	1:29.013	32.510	159	27.252	128	29.251	204	18	1:35.703	33.796	160	28.745	111	33.162	196
6	1:31.496	32.130	161	27.629	101	31.737	196	19	1:31.871	33.399	162	28.289	115	30.183	198
7	1:37.082	32.572	162	28.194	122	36.316		20	1:31.583	33.598	161	27.968	126	30.017	201
8	14:04.966	13:06.603	160	28.244	126	30.119	201	21	1:32.240	33.385	162	28.876	120	29.979	201
9	1:29.974	32.782	161	27.749	129	29.443	203	22	1:36.819	33.833	151	28.392	117	34.594	
10	1:30.004	32.461	162	27.659	128	29.884	204	23	11:45.909	10:37.673	129	34.297	103	33.939	188
11	1:34.662	32.434	162	27.756	126	34.472		24	1:40.943	40.414	119	30.187	107	30.342	202
12	3:21.004	2:21.076	157	28.659	114	31.269	194	25	1:34.154	36.504	155	28.077	123	29.573	203
13	1:34.121	34.355	157	28.506	115	31.260	195	26	1:39.202	35.792	157	27.424	129	35.986	



FIA GT Series

Lap analysis Free Practice 1



Provisional

Circuit Paul Armagnac Nogaro, Length: 3636 m

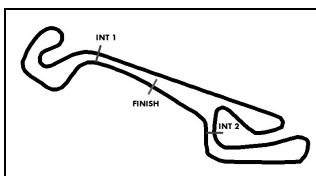
Air temperature: 17.4°C

Track temperature: 17.7°C

Weather condition: Dry

Friday 29.3.2013 15:10

Lap	Time	SE1	SP1	SE2	SP2	SE3	SP3	Lap	Time	SE1	SP1	SE2	SP2	SE3	SP3
31		Gerard Tonelli, FRA/ Fabien Barthez, FRA						theoretical besttime: 1:29.333							
1	4:16.183	3:01.886	136	32.997	98	41.300		11	1:33.207	34.154	162	28.425	119	30.628	202
2	3:45.828	2:47.977	164	28.073	112	29.778	198	12	1:33.248	34.027	161	28.577	119	30.644	202
3	1:29.932	32.844	163	27.547	123	29.541	204	13	1:32.924	33.792	162	28.347	123	30.785	198
4	1:31.786	32.693	164	29.483	118	29.610	201	14	1:45.690	34.331	161	33.448	79	37.911	
5	1:29.333	32.418	163	27.518	121	29.397	202	15	5:33.105	4:33.783	158	28.862	115	30.460	200
6	1:31.147	33.154	162	28.053	116	29.940	198	16	1:31.782	33.382	160	28.223	119	30.177	200
7	1:29.919	32.574	163	27.525	122	29.820	203	17	1:50.565	34.720	158	30.171	95	45.674	
8	1:34.560	32.585	163	27.677	120	34.298		18	12:54.551	11:54.779	160	28.759	116	31.013	197
9	6:24.931	5:24.673	152	29.339	120	30.919	200	19	1:33.714	34.940	162	28.412	115	30.362	199
10	1:36.484	36.981	161	28.701	117	30.802	203	20	1:49.654	37.172	141	31.728	95	40.754	



FIA GT Series

Lap analysis Free Practice 1



Provisional

Circuit Paul Armagnac Nogaro, Length: 3636 m

Air temperature: 17.4°C

Track temperature: 17.7°C

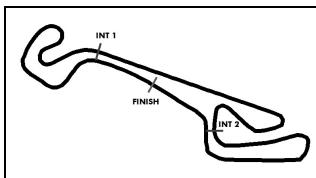
Weather condition: Dry

Friday 29.3.2013 15:10

Lap	Time	SE1	SP1	SE2	SP2	SE3	SP3	Lap	Time	SE1	SP1	SE2	SP2	SE3	SP3
32 Wolfgang Reip, BEL/ Mark Shulzhitskiy, RUS								theoretical besttime: 1:30.282							
1	5:01.384	3:55.886	156	29.083	111	36.415		14	1:31.320	32.999	162	28.315	110	30.006	202
2	3:25.409	2:26.692	163	28.412	114	30.305	206	15	1:30.689	33.074	163	28.032	116	29.583	205
3	1:32.960	33.040	164	30.121	114	29.799	203	16	1:36.431	33.103	163	28.264	116	35.064	
4	1:32.033	33.014	162	27.865	115	31.154	200	17	3:41.398	2:34.848	117	31.919	103	34.631	192
5	1:30.670	33.142	164	27.889	114	29.639	204	18	1:50.940	36.531	143	31.594	98	42.815	
6	1:37.300	34.448	163	27.962	119	34.890		19	9:09.918	7:56.824	107	37.982	100	35.112	177
7	3:23.887	2:25.048	164	28.720	114	30.119	205	20	1:48.238	41.488	151	30.938	109	35.812	172
8	1:30.809	32.969	163	28.195	117	29.645	204	21	1:39.637	36.574	161	31.286	109	31.777	201
9	1:30.502	32.843	163	27.875	118	29.784	203	22	1:39.778	35.409	162	29.235	111	35.134	
10	1:30.372	32.834	163	27.921	114	29.617	204	23	23:34.663	22:30.238	132	31.086	107	33.339	197
11	1:31.126	32.945	163	28.250	111	29.931	204	24	1:36.034	34.919	162	28.874	112	32.241	199
12	1:42.113	37.448	155	28.669	115	35.996		25	1:35.739	34.530	161	29.072	113	32.137	201
13	3:47.406	2:48.608	162	28.458	117	30.340	204	26	1:42.013	36.303	156	29.446	114	36.264	

35 Lucas Ordonez, ESP/ Alex Buncombe, GBR								theoretical besttime: 1:29.529							
1	5:11.005	4:03.644	148	31.019	116	36.342		14	2:54.487	1:54.220	150	29.055	111	31.212	204
2	4:52.413	3:52.498	161	29.996	123	29.919	201	15	1:31.070	33.437	162	27.971	121	29.662	204
3	1:31.194	33.278	162	28.444	118	29.472	204	16	1:30.240	32.989	162	27.695	125	29.556	206
4	1:30.547	33.154	164	27.861	124	29.532	203	17	1:36.985	33.103	162	27.736	122	36.146	
5	1:30.835	33.311	162	27.866	119	29.658	204	18	8:36.176	7:30.135	161	28.728	110	37.313	
6	1:31.020	33.010	163	28.357	121	29.653	205	19	12:47.759	11:40.802	143	30.892	104	36.065	
7	1:31.104	32.843	164	28.253	118	30.008	203	20	6:47.154	5:46.720	152	29.192	110	31.242	198
8	1:35.589	33.410	161	28.602	116	33.577		21	1:40.103	35.887	155	28.438	114	35.778	
9	6:11.670	5:12.782	161	29.147	120	29.741	204	22	6:44.306	5:43.884	156	29.493	110	30.929	202
10	1:31.558	33.216	161	28.467	121	29.875	203	23	1:32.418	34.878	163	27.909		29.631	205
11	1:31.754	33.161	164	27.996	117	30.597	204	24	1:30.987	34.033	164	27.645	123	29.309	207
12	1:31.908	33.238	161	28.192	117	30.478	199	25	1:33.039	36.346	163	27.377	123	29.316	207
13	1:36.403	33.885	163	29.240	113	33.278		26	1:34.485	33.886	165	27.840	122	32.759	

51 Fabio Odini, ITA/ Filip Salaquarda, CZE								theoretical besttime: 1:28.130							
1	4:44.269	3:37.088	138	31.102	104	36.079		18	1:31.123	33.458	161	27.916	126	29.749	
2	3:12.089	2:04.686	158	33.472	103	33.931	199	19	1:30.764	33.128	162	27.840	125	29.796	
3	1:33.068	33.544	161	29.212	127	30.312	204	20	1:30.431	32.912	160	27.834	126	29.685	202
4	1:28.338	32.335	160	27.086	130	28.917	203	21	1:43.265	33.977	152	31.541	113	37.747	
5	1:28.368	32.137	160	27.133	136	29.098	203	22	10:55.234	9:44.530	158	34.110	107	36.594	202
6	1:34.837	34.380	150	29.653	114	30.804	205	23	1:32.829	33.602	160	29.255	113	29.972	202
7	1:28.515	32.249	161	27.134	134	29.132	204	24	1:30.564	32.682	160	27.887	128	29.995	202
8	1:29.479	32.374	162	27.076	131	30.029	205	25	1:32.518	33.825	158	28.504	122	30.189	200
9	1:28.831	32.273	162	27.296	131	29.262	205	26	1:49.154	40.249	151	32.251	116	36.654	
10	1:29.034	32.272	162	27.434	128	29.328	204	27	14:51.996	13:48.322	146	30.476	108	33.198	200
11	1:34.546	32.543	162	27.899	126	34.104		28	1:34.728	36.180	157	28.068	113	30.480	204
12	4:23.340	3:21.901	157	30.107	103	31.332	199	29	1:34.718	34.891	160	29.090	123	30.737	191
13	1:33.568	35.218	160	28.184	128	30.166	199	30	1:32.120	34.631	161	27.627	128	29.862	202
14	1:33.523	33.819	159	29.992	119	29.712	201	31	1:32.881	35.471	163	27.604	127	29.806	204
15	1:33.618	33.282	159	29.411	111	30.925		32	1:30.146	33.221	163	27.373	132	29.552	204
16	1:32.670	34.203	160	28.175	125	30.292	201	33	1:30.053	33.019	161	27.447	128	29.587	201
17	1:31.437	33.374	160	28.148	125	29.915		34	1:35.501	32.850	162	28.233	129	34.418	



FIA GT Series

Results Free Practice 2



Provisional

Amended
30.3.2013 - 12:59

Circuit Paul Armagnac Nogaro, Length: 3636 m

Air temperature: 13.9°C

Track temperature: 15.2°C

Weather condition: Wet

Saturday 30.3.2013 10:05

started : 23 classified : 23 not classified : 0

	Drivers	Team	Car	Lap	Best Time	Gap	Diff	Kph	Day Time
1	0 C.Bueno/A.Khodair	BMW Team Brazil	BMW E89 Z4	30	1:28.130				11:18:35
2	9 S.Loeb/A.Parente	Sebastien Loeb Racing	McLaren MP4-12C	28	1:28.647	0.517	0.517		11:20:31
3	10 A.Zuber/M.Parisy	Sebastien Loeb Racing	McLaren MP4-12C	35	1:28.827	0.697	0.180		11:20:44
4	12 N.Mayr-Melnhof/R.Rast	Belgian Audi Club Team WRT	Audi R8 LMS	32	1:28.950	0.820	0.123		11:20:40
5	11 S.Ortelli/L.Vanthoor	Belgian Audi Club Team WRT	Audi R8 LMS	35	1:28.995	0.865	0.045		11:16:43
6	2 S.Afanasiev/A.Simonsen	HTP Gravity Charouz	Mercedes SLS AMG GT3	30	1:29.047	0.917	0.052		11:20:34
7	30 J.Beaubelique/S.Ayari	SOFREV ASP by Jean-Luc Beaubé	Ferrari 458 Italia GT3	29	1:29.545	1.415	0.498		11:12:47
8	51 F.Odini/F.Salaquarda	AF Corse	Ferrari 458 Italia GT3	29	1:29.691	1.561	0.146		11:12:39
9	35 L.Ordonez/A.Buncombe	Nissan GT Academy Team RJN	Nissan GT-R Nismo GT3	28	1:29.751	1.621	0.060		11:13:04
10	28 K.Chandhok/J.Seyffarth	SMS Seyffarth Motorsport	Mercedes SLS AMG GT3	32	1:29.981	1.851	0.230		11:19:52
11	13 F.Stippler/E.Sandstrom	Belgian Audi Club Team WRT	Audi R8 LMS	35	1:29.991	1.861	0.010		11:15:24
12	14 C.Viera/C.Campanico	Novadriver	Audi R8 LMS	35	1:30.622	2.492	0.631		11:21:03
13	31 G.Tonelli/F.Barthez	SOFREV ASP by Jerome Policand	Ferrari 458 Italia GT3	33	1:30.979	2.849	0.357		11:20:00
14	5 A.Kumpfen/E.Ide	Phoenix Racing	Audi R8 LMS	31	1:31.122	2.992	0.143		11:21:06
15	16 D.Keilwitz/N.Kentenich	Doerr Motorsport	McLaren MP4-12C	30	1:31.326	3.196	0.204		11:21:06
16	32 W.Reip/M.Shulzhitskiy	Nissan GT Academy Team RJN	Nissan GT-R Nismo GT3	26	1:31.567	3.437	0.241		11:15:00
17	6 A.Ebrahim/J.Jousse	Team India by BMW Team India	BMW E89 Z4	26	1:35.951	7.821	4.384		11:04:34
18	25 D.Baumann/H.Proczyk	GRT Grasser Racing Team	Lamborghini LP560-4	28	1:36.172	8.042	0.221		11:17:32
19	3 P.Charouz/J.Stovicek	HTP Gravity Charouz	Mercedes SLS AMG GT3	31	1:36.742	8.612	0.570		11:21:54
20	8 R.Mascarello/F.Tozzo	ACL by Rodrive Competicoes	Ford GT	20	1:40.209	12.079	3.467		11:06:19
21	1 M.Buhk/A.Day	HTP Gravity Charouz	Mercedes SLS AMG GT3	5	1:42.437	14.307	2.228		10:15:58
22	21 R.Zonta/S.Jimenez	BMW Team Brazil	BMW E89 Z4	9	1:42.628	14.498	0.191		10:28:25
23	7 M.Stumpf/C.Ricci	ACL by Rodrive Competicoes	Ford GT	6	1:46.130	18.000	3.502		10:31:10

Percent: 120%

Following stewards decision no. 9 - cancelation of the fastest lap for the car no. 14

Publications Time:

Race Director:

Time Keeping:

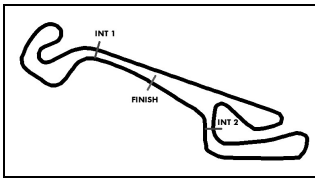
BLANCPAIN Timing

ver: 1.1

www.fiagtseries.com

Page 1/ 1 printed: 30.3.2013 12:59





FIA GT Series

Class results Free Practice 2



Provisional

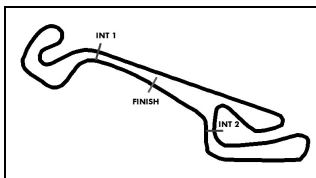
Amended
30.3.2013 - 13:00

Circuit Paul Armagnac Nogaro, Length: 3636 m
Air temperature: 14.0°C
Track temperature: 15.2°C
Weather condition: Wet

Saturday 30.3.2013 10:05

started : 23 classified : 23 not classified : 0

Drivers	Team	Car	Lap	Best Time	Gap	Diff	Kph	Day Time
CLASS: PRO CUP								
Started: 10			Classified: 10			Not Classified: 0		
1 0 C.Bueno/A.Khodair	BMW Team Brazil	BMW E89 Z4	30	1:28.130				11:18:35
2 9 S.Loeb/A.Parente	Sebastien Loeb Racing	McLaren MP4-12C	28	1:28.647	0.517	0.517		11:20:31
3 10 A.Zuber/M.Parisy	Sebastien Loeb Racing	McLaren MP4-12C	35	1:28.827	0.697	0.180		11:20:44
4 11 S.Ortelli/L.Vanthoor	Belgian Audi Club Team WRT	Audi R8 LMS	35	1:28.995	0.865	0.045		11:16:43
5 28 K.Chandhok/J.Seyffarth	SMS Seyffarth Motorsport	Mercedes SLS AMG GT3	32	1:29.981	1.851	0.230		11:19:52
6 13 F.Stippler/E.Sandstrom	Belgian Audi Club Team WRT	Audi R8 LMS	35	1:29.991	1.861	0.010		11:15:24
7 5 A.Kumpen/E.Ide	Phoenix Racing	Audi R8 LMS	31	1:31.122	2.992	0.143		11:21:06
8 16 D.Keilwitz/N.Kentenich	Doerr Motorsport	McLaren MP4-12C	30	1:31.326	3.196	0.204		11:21:06
9 1 M.Buhk/A.Day	HTP Gravity Charouz	Mercedes SLS AMG GT3	5	1:42.437	14.307	2.228		10:15:58
10 21 R.Zonta/S.Jimenez	BMW Team Brazil	BMW E89 Z4	9	1:42.628	14.498	0.191		10:28:25



FIA GT Series

Class results Free Practice 2



Provisional

Amended
30.3.2013 - 13:00

Circuit Paul Armagnac Nogaro, Length: 3636 m

Air temperature: 14.0°C

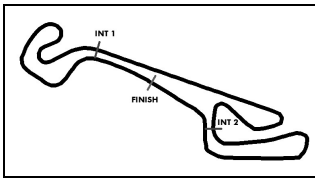
Track temperature: 15.2°C

Weather condition: Wet

Saturday 30.3.2013 10:05

started : 23 classified : 23 not classified : 0

Drivers	Team	Car	Lap	Best Time	Gap	Diff	Kph	Day Time
CLASS: PRO-AM CUP								
Started: 10			Classified: 10			Not Classified: 0		
1	12 N.Mayr-Melnhof/R.Rast	Belgian Audi Club Team WRT	Audi R8 LMS	32	1:28.950	0.820	0.123	11:20:40
2	2 S.Afanasiev/A.Simonsen	HTP Gravity Charouz	Mercedes SLS AMG GT3	30	1:29.047	0.917	0.052	11:20:34
3	30 J.Beaubelique/S.Ayari	SOFREV ASP by Jean-Luc Beaut	Ferrari 458 Italia GT3	29	1:29.545	1.415	0.498	11:12:47
4	51 F.Odini/F.Salaquarda	AF Corse	Ferrari 458 Italia GT3	29	1:29.691	1.561	0.146	11:12:39
5	35 L.Ordonez/A.Buncombe	Nissan GT Academy Team RJN	Nissan GT-R Nismo GT3	28	1:29.751	1.621	0.060	11:13:04
6	14 C.Viera/C.Campanico	Novadrivier	Audi R8 LMS	35	1:30.622	2.492	0.631	11:21:03
7	32 W.Reip/M.Shulzhitskiy	Nissan GT Academy Team RJN	Nissan GT-R Nismo GT3	26	1:31.567	3.437	0.241	11:15:00
8	6 A.Ebrahim/J.Jousse	Team India by BMW Team India	BMW E89 Z4	26	1:35.951	7.821	4.384	11:04:34
9	25 D.Baumann/H.Proczyk	GRT Grasser Racing Team	Lamborghini LP560-4	28	1:36.172	8.042	0.221	11:17:32
10	7 M.Stumpf/C.Ricci	ACL by Rodrive Competicoes	Ford GT	6	1:46.130	18.000	3.502	10:31:10



FIA GT Series

Class results Free Practice 2



Provisional

Amended
30.3.2013 - 13:00

Circuit Paul Armagnac Nogaró, Length: 3636 m
Air temperature: 14.0°C
Track temperature: 15.2°C
Weather condition: Wet

Saturday 30.3.2013 10:05

started : 23 classified : 23 not classified : 0

Drivers	Team	Car	Lap	Best Time	Gap	Diff	Kph	Day Time
CLASS: GENTLEMEN TROPHY								
Started: 3			Classified: 3			Not Classified: 0		
1 31 G.Tonelli/F.Barthez	SOFREV ASP by Jerome Polican	Ferrari 458 Italia GT3	33	1:30.979	2.849	0.357		11:20:00
2 3 P.Charouz/J.Stovicek	HTP Gravity Charouz	Mercedes SLS AMG GT3	31	1:36.742	8.612	0.570		11:21:54
3 8 R.Mascarello/F.Tozzo	ACL by Rodrive Competicoes	Ford GT	20	1:40.209	12.079	3.467		11:06:19

Percent: 120%

Following stewards decision no. 9 - cancelation of the fastest lap for the car no. 14

Publications Time:

Race Director:

Time Keeping:

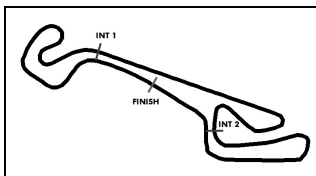
BLANCPAIN Timing

ver: 1.1

www.fiagtseries.com

Page 3/ 3 printed: 30.3.2013 13:00





FIA GT Series

Lap analysis Free Practice 2

Provisional

Circuit Paul Armagnac Nogaro, Length: 3636 m

Air temperature: 14.5°C

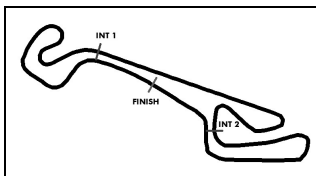
Track temperature: 20.8°C

Weather condition: Wet

Saturday 30.3.2013 10:05

Lap	Time	SE1	SP1	SE2	SP2	SE3	SP3	Lap	Time	SE1	SP1	SE2	SP2	SE3	SP3
0 Caca Bueno, BRA/ Allam Khodair, BRA								theoretical besttime: 1:28.050							
1	6:55.170	5:42.389	129	36.832	109	35.949	184	18	1:40.277	36.501	160	30.237	102	33.539	189
2	1:46.881	39.243	147	31.148	110	36.490	185	19	1:40.592	36.776	158	30.542	104	33.274	192
3	1:43.321	37.907	153	30.822	108	34.592	189	20	1:43.714	36.646	152	33.299	102	33.769	192
4	1:42.900	37.442	153	30.644	108	34.814	182	21	1:41.944	36.886	132	31.822	100	33.236	192
5	1:41.530	36.975	154	30.631	109	33.924	186	22	1:47.349	37.938	159	32.739	85	36.672	
6	1:41.728	36.970	154	30.610	109	34.148	189	23	8:28.357	7:20.415	160	33.680	91	34.262	193
7	1:40.948	36.848	156	30.610	103	33.490	188	24	1:35.711	34.445	161	29.170	113	32.096	194
8	1:54.112	38.149	132	33.156	106	42.807		25	1:36.092	35.561	161	28.913	115	31.618	194
9	8:26.319	7:02.755	154	41.572	42	41.992	181	26	1:40.132	34.280	161	29.537	104	36.315	
10	1:46.232	40.160	154	31.266	111	34.806	186	27	2:50.257	1:51.486	160	28.329	120	30.442	198
11	1:43.517	38.185	158	31.171	102	34.161	188	28	1:31.314	33.864	167	27.787	122	29.663	199
12	1:42.258	37.727	158	30.635	107	33.896	189	29	1:28.921	32.404	166	27.342	125	29.175	200
13	1:41.878	37.404	159	30.475	106	33.999	191	30	1:28.130	31.992	166	27.094	124	29.044	201
14	1:41.982	37.226	159	30.696	101	34.060	185	31	1:33.883	33.958	163	30.722	106	29.203	201
15	1:41.728	37.408	158	30.543	100	33.777	190	32	1:32.533	32.286	163	28.882	111	31.365	201
16	1:45.589	37.062	160	30.718	102	37.809		33	1:52.359	31.912	164	32.821	91	47.626	
17	4:46.906	3:36.819	159	33.797	92	36.290	191								

1 Maximilian Buhk, DEU/ Alan Day, ISR								theoretical besttime: 1:41.958							
1	4:05.735	2:57.791	149	32.585	99	35.359	189	4	1:42.521	37.797	160	30.862	98	33.862	193
2	1:44.854	38.947	153	31.056	108	34.851	191	5	1:42.437	37.475	158	30.621	104	34.341	193
3	1:42.942	37.639	158	30.900	108	34.403	192	6		39.348	93				



FIA GT Series

Lap analysis Free Practice 2



Provisional

Circuit Paul Armagnac Nogaro, Length: 3636 m

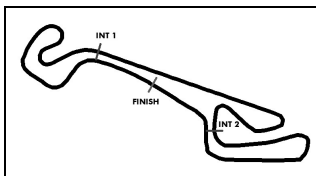
Air temperature: 14.5°C

Track temperature: 20.8°C

Weather condition: Wet

Saturday 30.3.2013 10:05

Lap	Time	SE1	SP1	SE2	SP2	SE3	SP3	Lap	Time	SE1	SP1	SE2	SP2	SE3	SP3
2 Serguei Afanasiev, RUS/ Alen Simonsen, AUS								theoretical besttime: 1:28.754							
1	5:38.084	4:28.991	145	32.940	97	36.153	185	17	1:40.811	36.873	163	30.474	111	33.464	193
2	1:48.075	41.007	153	32.143	101	34.925	189	18	1:40.743	36.799	163	30.485	105	33.459	193
3	1:43.616	38.275	161	31.036	105	34.305	190	19	1:44.273	39.288	163	30.512	108	34.473	194
4	1:44.951	39.144	162	31.076	110	34.731	190	20	1:41.506	37.633	161	30.143	111	33.730	194
5	1:42.918	37.493	163	31.031	107	34.394	189	21	1:40.333	36.615	162	30.037	107	33.681	193
6	1:41.820	37.356	162	30.480	105	33.984	187	22	1:44.049	37.218	161	30.045	104	36.786	
7	1:46.517	38.015	163	30.642	106	37.860		23	8:56.238	7:48.681	113	33.262	97	34.295	189
8	4:31.463	3:25.005	145	31.741	99	34.717	191	24	1:35.940	34.707	164	28.568	111	32.665	194
9	1:43.508	38.307	154	30.810	103	34.391	188	25	1:34.252	33.600	167	28.538	106	32.114	195
10	1:41.603	37.396	157	30.542	106	33.665	191	26	1:31.565	33.436	166	27.562	119	30.567	202
11	1:43.323	37.728	155	30.751	109	34.844	193	27	1:35.056	32.914	168	27.449	120	34.693	
12	1:42.810	37.394	154	31.225	104	34.191	193	28	6:30.590	5:32.384	164	28.094	119	30.112	201
13	1:43.245	37.733	155	30.875	103	34.637	190	29	1:42.707	42.681	164	27.591	127	32.435	201
14	1:46.180	37.759	155	30.851	101	37.570		30	1:29.047	32.324	169	27.385	129	29.338	206
15	7:48.647	6:43.885	162	30.717	106	34.045	191	31	1:36.441	32.297	166	27.119	127	37.025	
16	1:40.888	37.068	164	30.457	107	33.363	194								



FIA GT Series

Lap analysis Free Practice 2



Provisional

Circuit Paul Armagnac Nogaro, Length: 3636 m

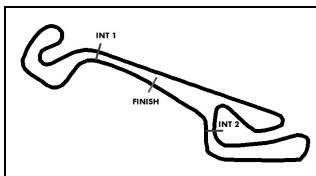
Air temperature: 14.5°C

Track temperature: 20.8°C

Weather condition: Wet

Saturday 30.3.2013 10:05

Lap	Time	SE1	SP1	SE2	SP2	SE3	SP3	Lap	Time	SE1	SP1	SE2	SP2	SE3	SP3
3 Petr Charouz, CZE/ Jan Stovicek, CZE								theoretical besttime: 1:36.742							
1	9:18.500	8:01.567	129	35.700	102	41.233		17	1:46.469	40.337	150	31.400	106	34.732	187
2	3:10.288	2:01.776	142	32.226	104	36.286	184	18	1:51.524	39.982	145	31.209	104	40.333	
3	1:48.436	40.071	144	32.144	99	36.221	185	19	4:34.385	3:24.577	138	34.193	97	35.615	189
4	1:51.126	43.549	148	32.066	101	35.511	188	20	1:47.960	39.772	155	33.304	102	34.884	189
5	1:47.433	40.016	150	31.799	94	35.618	183	21	1:44.487	38.217	157	32.006	102	34.264	190
6	1:48.663	41.510	151	31.981	102	35.172	188	22	4:58.231	3:37.560	97	37.741	63	42.930	
7	1:48.077	41.345	152	31.682	101	35.050	188	23	6:23.826	5:13.926	155	33.656	93	36.244	188
8	1:46.449	39.675	150	31.852	104	34.922	188	24	1:41.024	37.106	158	30.824	106	33.094	193
9	1:46.266	39.836	149	31.392	105	35.038	188	25	1:41.483	37.185	160	30.908	107	33.390	194
10	1:46.407	39.569	149	31.585	105	35.253	187	26	1:41.647	38.131	159	29.934	109	33.582	190
11	1:47.853	40.546	144	31.921	106	35.386	185	27	1:40.727	36.941	159	30.024	103	33.762	187
12	1:47.031	40.488	150	31.743	105	34.800	189	28	1:44.381	39.485	153	31.316	102	33.580	192
13	1:45.979	39.618	156	31.222	107	35.139	185	29	1:47.573	37.712	157	30.483	101	39.378	
14	1:45.822	39.521	149	31.437	103	34.864	190	30	4:24.189	3:17.092	140	33.941	102	33.156	194
15	1:46.499	40.191	153	31.455	105	34.853	188	31	1:36.742	36.105	162	29.135	111	31.502	198
16	1:45.208	39.300	153	31.239	106	34.669	189	32	2:00.073	36.126	163	36.442	87	47.505	



FIA GT Series

Lap analysis Free Practice 2



Provisional

Circuit Paul Armagnac Nogaro, Length: 3636 m

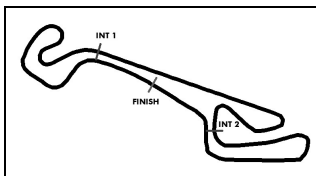
Air temperature: 14.5°C

Track temperature: 20.8°C

Weather condition: Wet

Saturday 30.3.2013 10:05

Lap	Time	SE1	SP1	SE2	SP2	SE3	SP3	Lap	Time	SE1	SP1	SE2	SP2	SE3	SP3
5 Anthony Kumpen, BEL/ Enzo Ide, BEL								theoretical besttime: 1:30.590							
1	3:35.481	2:27.466	138	33.035	90	34.980	186	17	4:50.205	3:42.684	156	32.217	83	35.304	193
2	1:43.472	38.469	146	30.657	105	34.346	188	18	1:39.976	36.689	160	29.790	106	33.497	191
3	1:42.124	37.865	154	30.399	105	33.860	189	19	1:43.536	36.865	158	30.083	103	36.588	
4	1:42.037	37.798	159	30.505	102	33.734	192	20	4:16.899	3:09.902	149	32.260	93	34.737	190
5	1:43.411	38.106	152	30.832	98	34.473	191	21	1:42.569	38.513	154	30.448	100	33.608	194
6	1:47.549	37.656	152	31.724	100	38.169		22	1:42.742	38.942	156	30.274	103	33.526	194
7	5:51.577	4:47.580	156	30.465	105	33.532	191	23	1:42.067	37.871	156	29.978	107	34.218	193
8	1:41.209	37.326	155	30.255	105	33.628	193	24	1:41.595	37.567	159	30.402	96	33.626	193
9	1:41.271	37.557	157	30.339	104	33.375	191	25	1:45.281	37.435	158	30.264	98	37.582	
10	1:40.909	37.293	160	30.227	105	33.389	192	26	7:06.884	6:05.258	162	28.853	107	32.773	200
11	1:45.367	37.227	159	30.947	101	37.193		27	1:36.603	35.053	168	30.341	103	31.209	201
12	4:48.171	3:43.078	150	31.116	101	33.977	193	28	1:32.023	33.540	167	27.795	112	30.688	202
13	1:41.512	37.534	158	30.310	104	33.668	194	29	1:35.508	32.985	168	27.836	114	34.687	
14	1:42.411	37.631	156	30.691	104	34.089	190	30	5:07.172	4:09.319	166	27.848	119	30.005	202
15	1:41.057	37.130	160	30.226	106	33.701	193	31	1:31.122	32.982	166	27.603	117	30.537	199
16	1:45.199	37.580	153	30.789	103	36.830		32	1:42.479	33.421	166	29.812	93	39.246	



FIA GT Series

Lap analysis Free Practice 2



Provisional

Circuit Paul Armagnac Nogaro, Length: 3636 m

Air temperature: 14.5°C

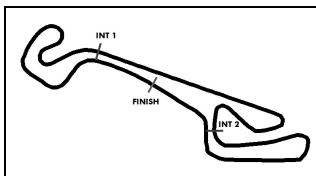
Track temperature: 20.8°C

Weather condition: Wet

Saturday 30.3.2013 10:05

Lap	Time	SE1	SP1	SE2	SP2	SE3	SP3	Lap	Time	SE1	SP1	SE2	SP2	SE3	SP3
6 Armaan Ebrahim, IND/ Julien Jousse, FRA								theoretical besttime: 1:35.638							
1	6:02.266	4:46.049	135	37.192	92	39.025	173	16	7:05.103	6:01.193	157	30.252	114	33.658	190
2	1:50.818	40.548	145	32.762	102	37.508	184	17	1:40.396	36.712	157	30.187	106	33.497	191
3	1:45.550	38.874	150	31.556	103	35.120	186	18	1:40.492	36.721	157	30.265	106	33.506	190
4	1:45.399	37.975	150	32.294	98	35.130	187	19	1:40.307	36.483	158	30.322	112	33.502	191
5	1:44.612	38.470	147	31.366	103	34.776	186	20	1:39.984	36.445	156	30.028	112	33.511	187
6	1:43.128	37.924	154	30.926	105	34.278	190	21	1:43.231	36.720	155	30.063	110	36.448	
7	1:42.367	37.472	158	30.776	110	34.119	191	22	4:29.375	3:26.969	158	29.386	114	33.020	193
8	1:42.461	37.458	158	30.683	107	34.320	184	23	1:37.223	35.562	158	29.217	116	32.444	195
9	1:42.066	37.453	157	30.607	109	34.006	190	24	1:36.812	35.255	160	28.894	117	32.663	196
10	2:09.955	37.979	158	30.797	109	1:01.179		25	1:38.328	37.269	159	28.843	120	32.216	195
11	4:04.812	2:57.705	148	31.927	99	35.180	181	26	1:35.951	34.773	159	29.020	117	32.158	193
12	1:44.147	38.382	155	31.480	105	34.285	190	27	1:40.020	34.637	160	29.031	116	36.352	
13	1:42.914	37.663	157	31.109	108	34.142	189	28	13:12.807	12:05.550	144	33.227	99	34.030	197
14	1:41.910	37.315	156	30.751	109	33.844	191	29	1:40.049	38.205	147	29.573	120	32.271	200
15	1:45.126	37.353	156	30.937	108	36.836		30	1:45.348	34.931	164	29.489	106	40.928	

7 Matheus Stumpf, BRA/ Claudio Ricci, BRA								theoretical besttime: 1:40.627							
1	6:37.975	5:20.164	132	39.517	81	38.294	185	6	1:46.130	39.296	148	31.528	107	35.306	187
2	1:50.151	40.711	148	32.797	87	36.643	189	7	1:51.266	38.828	149	31.812	106	40.626	
3	1:48.767	40.324	153	32.181	99	36.262	176	8	23:33.645	22:28.976	152	31.267	103	33.402	193
4	1:55.801	42.087	148	32.394	83	41.320		9	1:44.485	36.818	160	30.407	108	37.260	
5	12:11.731	11:03.669	133	32.489	103	35.573	185								



FIA GT Series

Lap analysis Free Practice 2



Provisional

Circuit Paul Armagnac Nogaro, Length: 3636 m

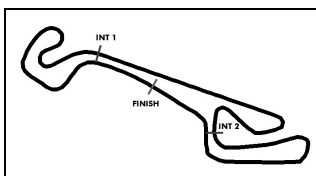
Air temperature: 14.5°C

Track temperature: 20.8°C

Weather condition: Wet

Saturday 30.3.2013 10:05

Lap	Time	SE1	SP1	SE2	SP2	SE3	SP3	Lap	Time	SE1	SP1	SE2	SP2	SE3	SP3
8 Rajjan Mascarello, BRA/ Felipe Tozzo, BRA								theoretical besttime: 1:40.168							
1	9:34.546	8:12.854	142	36.413	85	45.279		14	1:44.213	38.173	156	31.517	97	34.523	184
2	4:53.741	3:42.754	148	34.755	90	36.232	184	15	1:51.862	38.042	155	31.757	103	42.063	
3	1:49.870	40.760	149	33.338	104	35.772	185	16	6:10.648	4:39.016	133	42.951	69	48.681	
4	1:47.071	39.754	157	32.519	94	34.798	188	17	8:10.367	7:05.049	141	31.632	109	33.686	191
5	1:45.734	39.182	153	31.978	92	34.574	187	18	1:41.348	37.666	152	30.359	107	33.323	187
6	1:45.061	38.718	155	31.881	95	34.462	184	19	1:52.463	40.908	136	36.673	101	34.882	187
7	1:44.864	38.571	158	31.996	97	34.297	186	20	1:40.209	36.536	154	30.309	116	33.364	185
8	1:45.060	38.397	155	31.755	102	34.908	182	21	1:41.148	36.737	152	30.876	112	33.535	192
9	1:48.293	41.506	152	31.902	98	34.885	183	22	1:42.342	37.832	155	30.959	112	33.551	181
10	1:50.722	39.075	156	31.841	101	39.806		23	1:58.252	38.126	144	35.265	90	44.861	
11	5:49.074	4:42.227	149	32.310	93	34.537	186	24	10:02.680	8:58.672	152	30.490	114	33.518	191
12	1:49.170	39.049	156	31.887	92	38.234	181	25	2:08.827	42.226	114	38.967	91	47.634	
13	1:45.245	38.692	158	31.892	97	34.661	186								



FIA GT Series

Lap analysis Free Practice 2



Provisional

Circuit Paul Armagnac Nogaro, Length: 3636 m

Air temperature: 14.5°C

Track temperature: 20.8°C

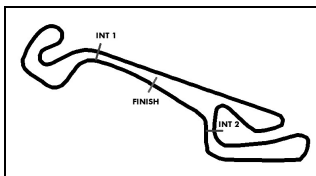
Weather condition: Wet

Saturday 30.3.2013 10:05

Lap	Time	SE1	SP1	SE2	SP2	SE3	SP3	Lap	Time	SE1	SP1	SE2	SP2	SE3	SP3
9 Sebastien Loeb, FRA/ Alvaro Parente, PRT								theoretical besttime: 1:28.647							
1	3:30.626	2:20.057	144	33.842	91	36.727	186	16	1:40.216	36.846	166	29.875	109	33.495	196
2	1:45.838	39.314	155	31.538	96	34.986	191	17	1:40.211	36.836	166	30.016	112	33.359	196
3	1:43.856	39.145	161	30.344	99	34.367	193	18	1:41.702	37.595	166	29.713	114	34.394	198
4	1:42.157	37.489	166	30.744	99	33.924	194	19	1:39.228	36.098	168	29.737	116	33.393	198
5	1:44.674	37.899	151	31.260	99	35.515	196	20	1:42.638	36.214	169	30.169	117	36.255	
6	1:42.025	37.514	164	30.464	102	34.047	195	21	7:26.535	6:22.824	158	29.007	120	34.704	201
7	1:49.733	38.192	164	33.260	85	38.281		22	1:35.021	35.070	168	28.262	115	31.689	204
8	5:47.441	4:40.235	160	33.254	102	33.952	194	23	1:35.990	34.785	166	29.527	111	31.678	203
9	1:41.220	37.355	167	30.267	102	33.598	195	24	1:33.990	34.107	169	28.104	120	31.779	203
10	1:40.216	36.769	168	30.157	103	33.290	194	25	1:37.769	34.309	168	28.334	120	35.126	
11	1:40.651	36.876	167	30.108	101	33.667	166	26	9:48.097	8:47.012	166	29.425	115	31.660	204
12	1:47.960	38.813	164	30.637	101	38.510		27	1:32.112	33.881	165	27.635	127	30.596	207
13	10:30.694	9:25.899	157	30.752	111	34.043	195	28	1:28.647	32.381	169	27.026	126	29.240	208
14	1:41.490	37.145	166	30.462	109	33.883	195	29	1:35.831	33.719	170	27.297	124	34.815	
15	1:40.955	36.813	168	30.102	105	34.040	197								

10 Andreas Zuber, AUT/ Mike Parisy, FRA								theoretical besttime: 1:28.490							
1	5:12.941	3:58.444	120	36.746	91	37.751	185	19	1:40.086	36.849	166	30.206	107	33.031	200
2	1:52.682	41.471	145	35.101	100	36.110	188	20	1:40.068	36.679	165	30.234	105	33.155	198
3	1:45.981	39.340	155	31.690	100	34.951	191	21	1:47.387	38.067	158	31.689	97	37.631	
4	1:44.982	38.607	151	31.641	102	34.734	193	22	6:47.472	5:45.090	159	29.700	104	32.682	199
5	1:48.638	38.851	148	31.326	98	38.461		23	1:37.140	36.098	165	28.752	118	32.290	200
6	4:31.043	3:20.564	145	34.123	100	36.356	192	24	1:36.842	35.325	168	28.762	112	32.755	198
7	1:43.454	38.057	155	31.221	103	34.176	194	25	1:35.054	34.952	165	28.449	111	31.653	202
8	1:42.477	37.867	154	30.704	106	33.906	195	26	1:38.979	34.724	160	28.465	114	35.790	
9	1:42.203	37.802	161	30.435	103	33.966	195	27	4:08.977	3:04.924	149	31.684	107	32.369	201
10	1:41.255	37.529	160	30.203	106	33.523	197	28	1:32.991	33.858	171	27.862	115	31.271	198
11	1:43.107	37.665	164	30.431	103	35.011	197	29	1:31.070	33.650	171	27.391	122	30.029	206
12	1:42.275	37.816	162	30.551	102	33.908	197	30	1:29.688	32.813	172	27.252	119	29.623	208
13	1:41.916	37.632	164	30.257	105	34.027	194	31	1:29.770	32.401	170	27.745	120	29.624	207
14	1:45.914	37.571	164	30.497	104	37.846		32	1:29.285	32.295	172	27.026	125	29.964	208
15	5:27.742	4:21.383	152	31.986	101	34.373	195	33	1:29.251	32.630	169	27.328	121	29.293	207
16	1:42.184	37.872	164	30.779	102	33.533	198	34	1:31.586	33.604	169	27.789	121	30.193	207
17	1:41.161	37.335	164	30.445	102	33.381	198	35	1:28.827	32.213	170	27.363	120	29.251	207
18	1:40.257	36.838	165	30.228	107	33.191	198	36	1:48.589	33.446	170	29.288	117	45.855	

11 Stephane Ortelli, MCO/ Laurens Vanthoor, BEL								theoretical besttime: 1:28.930							
1	3:39.213	2:25.950	142	34.140	81	39.123	178	20	1:38.978	36.232	163	29.757	107	32.989	194
2	1:47.299	39.909	157	31.866	102	35.524	180	21	1:38.720	36.125	163	29.644	109	32.951	197
3	1:44.119	38.431	162	30.960	109	34.728	186	22	1:53.256	35.830	163	32.849	78	44.577	
4	1:50.889	38.053	162	31.040	103	41.796		23	4:21.529	3:16.262	154	30.890	100	34.377	190
5	4:33.497	3:26.329	159	31.965	104	35.203	186	24	1:40.013	36.997	159	29.726	105	33.290	191
6	1:44.287	38.445	162	30.985	107	34.857	188	25	1:45.943	36.427	161	36.509	103	33.007	195
7	1:43.795	38.226	163	30.928	109	34.641	185	26	1:35.625	35.253	163	28.625	115	31.747	198
8	1:42.638	37.569	162	30.654	113	34.415	191	27	1:33.249	34.005	162	27.940	118	31.304	197
9	1:42.425	37.657	163	30.583	111	34.185	188	28	1:35.552	36.768	166	27.925	115	30.859	192
10	1:45.223	37.317	164	30.856	107	37.050		29	1:31.298	33.120	165	27.608	120	30.570	200
11	4:04.883	2:59.186	162	30.994	107	34.703	187	30	1:33.051	32.686	167	27.369	119	32.996	
12	1:43.863	37.830	163	30.962	110	35.071	186	31	3:09.185	2:06.150	163	29.070	113	33.965	193
13	1:42.907	37.630	161	30.917	111	34.360	188	32	1:36.837	33.452	168	28.310	119	35.075	200
14	1:42.512	37.248	160	30.581	111	34.683	189	33	1:32.236	33.185	167	27.647	116	31.404	202
15	1:45.311	37.589	159	30.712	112	37.010		34	1:29.079	32.401	168	27.024	126	29.654	205
16	3:24.788	2:19.544	158	31.048	108	34.196	192	35	1:28.995	32.361	167	27.089	120	29.545	208
17	1:42.153	37.434	154	30.689	108	34.030	193	36	1:31.987	32.445	166	27.351	121	32.191	
18	1:40.586	36.874	164	30.166	107	33.546	192	37	5:13.273	3:44.376	163	42.011	83	46.886	
19	1:39.917	36.651	164	29.977	107	33.289	190								



FIA GT Series

Lap analysis Free Practice 2



Provisional

Circuit Paul Armagnac Nogaro, Length: 3636 m

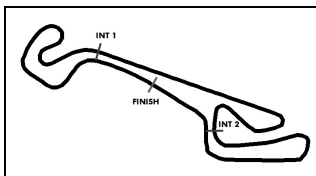
Air temperature: 14.5°C

Track temperature: 20.8°C

Weather condition: Wet

Saturday 30.3.2013 10:05

Lap	Time	SE1	SP1	SE2	SP2	SE3	SP3	Lap	Time	SE1	SP1	SE2	SP2	SE3	SP3
12 Niki Mayr-Melnhof, AUT/ Rene Rast, DEU								theoretical besttime: 1:28.950							
1	4:51.401	3:43.416	151	32.406	98	35.579	188	18	5:51.878	4:46.362	146	31.627	101	33.889	187
2	1:43.799	38.153	163	31.198	103	34.448	191	19	1:40.564	36.819	154	30.221	109	33.524	187
3	1:42.064	37.405	162	30.676	102	33.983	190	20	1:38.966	35.917	158	29.766	104	33.283	188
4	1:42.470	37.646	157	30.825	108	33.999	192	21	1:37.409	35.626	160	29.110	112	32.673	192
5	2:23.713	38.518	118	50.637	79	54.558	188	22	1:38.754	35.903	157	29.604	111	33.247	191
6	1:42.200	37.324	161	30.893	107	33.983	190	23	2:23.714	1:11.043	127	34.339	97	38.332	
7	1:49.658	39.017	158	31.737	96	38.904		24	5:47.297	4:44.990	144	30.016	107	32.291	190
8	4:11.731	3:06.761	156	30.959	102	34.011	191	25	1:33.625	34.237	163	28.171	115	31.217	194
9	1:45.484	37.612	160	30.708	105	37.164	192	26	1:31.829	32.952	163	28.521	110	30.356	201
10	1:41.305	37.049	161	30.626	103	33.630	194	27	2:17.255	32.812	164	28.069	115	1:16.374	
11	2:07.045	38.150	130	43.763	87	45.132	190	28	3:29.554	2:28.245	155	29.750	102	31.559	198
12	1:41.410	37.066	160	30.647	107	33.697	190	29	1:30.912	33.578	165	27.615	113	29.719	200
13	1:46.425	37.237	160	31.484	101	37.704		30	1:29.391	32.408	164	27.640	116	29.343	203
14	5:56.351	4:51.568	159	30.717	106	34.066	191	31	1:30.229	33.063	164	27.433	118	29.733	201
15	1:40.539	36.723	161	30.329	109	33.487	193	32	1:28.950	32.344	162	27.323	122	29.283	201
16	1:40.759	36.538	162	30.598	108	33.623	191	33	1:48.273	33.428	164	30.057	102	44.788	
17	1:44.210	36.678	161	30.423	102	37.109									



FIA GT Series

Lap analysis Free Practice 2



Provisional

Circuit Paul Armagnac Nogaro, Length: 3636 m

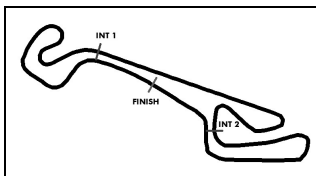
Air temperature: 14.5°C

Track temperature: 20.8°C

Weather condition: Wet

Saturday 30.3.2013 10:05

Lap	Time	SE1	SP1	SE2	SP2	SE3	SP3	Lap	Time	SE1	SP1	SE2	SP2	SE3	SP3
13 Frank Stippler, DEU/ Edward Sandstrom, SWE								theoretical besttime: 1:29.823							
1	3:15.493	2:06.073	139	32.872	100	36.548	185	21	1:40.680	36.929	162	30.249	95	33.502	196
2	1:46.448	39.228	155	32.071	99	35.149	186	22	1:40.493	36.921	162	30.074	97	33.498	192
3	1:43.731	37.983	154	31.017	100	34.731	189	23	1:39.139	36.663	160	29.680	101	32.796	195
4	1:42.872	37.701	158	30.616	102	34.555	190	24	2:31.692	37.572	146	1:03.176	56	50.944	192
5	1:42.725	37.876	160	30.710	106	34.139	187	25	2:00.600	38.137	110	47.260	77	35.203	197
6	1:46.335	37.441	161	31.117	106	37.777		26	1:37.680	35.864	164	29.344	100	32.472	195
7	4:17.990	3:13.285	159	30.687	105	34.018	188	27	1:44.423	38.477	148	32.617	99	33.329	198
8	1:41.870	37.173	160	30.707	108	33.990	192	28	1:36.915	35.599	163	29.081	103	32.235	198
9	1:40.683	36.981	160	30.354	108	33.348	196	29	1:39.246	35.341	163	28.784	104	35.121	
10	1:40.377	36.916	159	30.143	104	33.318	191	30	4:32.730	3:31.832	157	29.325	102	31.573	200
11	1:40.206	36.644	160	30.178	108	33.384	195	31	1:31.534	33.539	166	27.664	109	30.331	201
12	1:40.173	36.504	160	30.246	108	33.423	194	32	1:32.037	33.043	168	27.605	109	31.389	194
13	1:43.737	36.889	160	30.460	105	36.388		33	1:33.937	34.474	166	29.161	107	30.302	202
14	3:16.654	2:12.153	160	30.675	105	33.826	193	34	1:31.689	34.246	165	27.491	109	29.952	201
15	1:40.712	36.932	160	30.425	109	33.355	195	35	1:29.991	32.804	165	27.477	111	29.710	205
16	1:40.283	36.657	159	30.294	108	33.332	194	36	1:30.226	32.925	166	27.653	108	29.648	204
17	1:39.518	36.367	161	29.954	108	33.197	196	37	1:33.447	32.955	164	27.475	112	33.017	
18	1:40.488	36.406	162	30.182	103	33.900	193	38	3:07.412	2:09.576	164	28.010	119	29.826	205
19	1:42.383	36.450	161	29.917	113	36.016		39	1:57.332	32.700	165	36.267	83	48.365	
20	3:58.724	2:51.264	146	33.383	94	34.077	188								



FIA GT Series

Lap analysis Free Practice 2



Provisional

Circuit Paul Armagnac Nogaro, Length: 3636 m

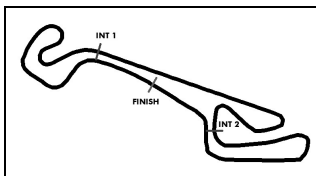
Air temperature: 14.5°C

Track temperature: 20.8°C

Weather condition: Wet

Saturday 30.3.2013 10:05

Lap	Time	SE1	SP1	SE2	SP2	SE3	SP3	Lap	Time	SE1	SP1	SE2	SP2	SE3	SP3
14 Carlos Viera, PRT/ Cesar Campanico, PRT								theoretical besttime: 1:27.853							
1	3:13.065	1:59.305	122	36.651	100	37.109	183	20	1:40.862	36.829	159	30.012	114	34.021	193
2	1:47.104	39.914	143	31.987	99	35.203	188	21	1:45.294	37.212	160	30.828	107	37.254	
3	1:44.340	38.695	157	31.075	102	34.570	193	22	4:04.718	3:01.690	159	29.965	110	33.063	194
4	1:41.884	37.342	161	30.489	101	34.053	194	23	1:39.463	36.318	160	29.853	108	33.292	194
5	1:41.368	37.080	160	30.618	108	33.670	194	24	1:39.604	36.695	158	29.666	112	33.243	194
6	1:40.707	36.904	161	30.288	108	33.515	196	25	1:41.690	36.684	159	29.895	111	35.111	183
7	1:43.774	38.058	153	31.565	97	34.151	194	26	1:41.207	37.124	156	30.827	96	33.256	193
8	1:40.369	36.869	161	30.112	109	33.388	196	27	1:38.928	36.241	159	29.300	111	33.387	194
9	1:45.465	37.191	156	30.820	105	37.454		28	1:39.014	35.925	160	29.351	111	33.738	192
10	4:56.047	3:48.889	147	32.088	106	35.070	195	29	1:43.452	36.928	161	29.657	113	36.867	
11	1:40.260	36.615	160	30.263	107	33.382	195	30	5:01.724	4:00.480	159	29.579	114	31.665	186
12	1:48.199	39.873	137	33.353	99	34.973	195	31	1:31.397	33.709	166	27.830	120	29.858	202
13	1:43.107	37.141	161	31.100	101	34.866	195	32	1:31.235	33.904	165	27.625	124	29.706	205
14	1:41.653	37.274	159	30.472	106	33.907	196	33	1:33.602	33.161	164	27.550	123	32.891	
15	1:49.331	39.358	148	31.988	98	37.985		34	4:03.455	3:03.692	161	29.192	113	30.571	201
16	5:55.657	4:50.677	147	30.976	111	34.004	188	35	1:30.622	32.616	165	28.300	118	29.706	205
17	1:41.815	37.454	155	30.246	113	34.115	189	36	1:27.853	32.061	166	26.752	128	29.040	205
18	1:41.088	37.130	158	29.957	116	34.001	190	37	1:08.997	41.312	104				
19	1:41.668	37.225	157	30.435	108	34.008	194								



FIA GT Series

Lap analysis Free Practice 2



Provisional

Circuit Paul Armagnac Nogaro, Length: 3636 m

Air temperature: 14.5°C

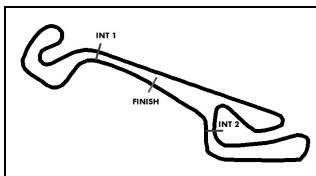
Track temperature: 20.8°C

Weather condition: Wet

Saturday 30.3.2013 10:05

Lap	Time	SE1	SP1	SE2	SP2	SE3	SP3	Lap	Time	SE1	SP1	SE2	SP2	SE3	SP3
16 Daniel Keilwitz, DEU/ Niclas Kentenich, DEU								theoretical besttime: 1:30.981							
1	6:12.052	4:53.437	116	38.341	78	40.274	171	17	8:20.815	7:11.206	147	34.062	97	35.547	189
2	1:51.515	43.023	147	32.984	92	35.508	191	18	1:43.183	38.176	155	30.677	103	34.330	190
3	1:46.443	39.634	149	32.232	97	34.577	195	19	1:42.349	37.528	155	30.380	105	34.441	192
4	1:44.947	38.876	152	31.628	100	34.443	195	20	1:42.447	37.656	155	29.798	106	34.993	178
5	1:45.190	38.623	159	32.329	95	34.238	193	21	1:47.686	37.989	155	30.683	107	39.014	
6	1:48.386	38.358	149	31.868	99	38.160		22	6:25.212	5:07.710	117	36.532	87	40.970	
7	5:25.013	4:19.154	154	31.831	98	34.028	196	23	2:21.230	1:17.412	158	29.497	101	34.321	187
8	1:42.787	37.511	158	31.124	100	34.152	197	24	1:35.840	34.788	164	28.382	110	32.670	196
9	1:42.368	37.271	157	31.060	96	34.037	195	25	1:35.567	34.835	165	28.094	110	32.638	193
10	1:45.203	37.688	155	31.270	95	36.245	196	26	1:33.168	34.146	164	27.848	106	31.174	200
11	1:43.617	37.796	154	31.332	97	34.489	194	27	1:38.414	33.791	164	28.858	110	35.765	
12	1:44.887	37.835	157	31.356	97	35.696	195	28	4:16.029	3:17.464	165	27.904	112	30.661	199
13	1:43.857	38.042	157	31.019	101	34.796	194	29	1:31.704	33.579	163	27.957	112	30.168	202
14	1:43.415	37.826	159	31.223	99	34.366	195	30	1:31.326	33.142	165	27.671	114	30.513	202
15	1:48.631	38.496	148	31.471	99	38.664		31	1:39.998	33.455	164	29.288	92	37.255	
16	3:53.134	2:42.776	154	30.835	102	39.523									

21 Riccardo Zonta, BRA/ Sergio Gimenez, BRA								theoretical besttime: 1:42.477							
1	4:24.304	3:10.373	108	36.754	91	37.177	180	9	1:42.628	37.759	153	30.914	102	33.955	189
2	1:49.307	41.156	125	32.588	100	35.563	185	10	1:42.861	37.745	153	30.996	100	34.120	187
3	1:45.741	38.997	151	31.708	105	35.036	187	11	1:43.498	38.008	154	31.086	101	34.404	185
4	1:43.814	38.018	153	31.437	104	34.359	189	12	1:43.827	38.065	156	31.040	99	34.722	185
5	1:43.216	37.801	155	30.994	97	34.421	189	13	1:43.792	38.267	154	31.107	100	34.418	188
6	1:53.255	38.346	156	32.952	90	41.957		14	1:42.833	37.815	156	30.886	102	34.132	188
7	6:37.679	5:29.969	137	32.795	98	34.915	184	15	1:46.695	37.636	157	31.252	103	37.807	
8	1:46.093	39.820	155	31.252	102	35.021	188								



FIA GT Series

Lap analysis Free Practice 2



Provisional

Circuit Paul Armagnac Nogaro, Length: 3636 m

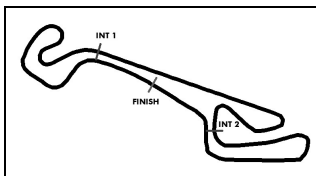
Air temperature: 14.5°C

Track temperature: 20.8°C

Weather condition: Wet

Saturday 30.3.2013 10:05

Lap	Time	SE1	SP1	SE2	SP2	SE3	SP3	Lap	Time	SE1	SP1	SE2	SP2	SE3	SP3
25 Dominik Baumann, AUT/ Hari Proczyk, AUT								theoretical besttime: 1:34.679							
1	3:55.444	2:47.518	138	33.022	92	34.904	190	17	1:43.533	38.842	156	30.756	102	33.935	194
2	1:43.514	38.461	155	31.152	90	33.901	195	18	1:40.707	36.866	160	30.185	99	33.656	190
3	1:41.963	37.953	159	30.414	93	33.596	195	19	1:40.595	37.066	160	30.028	103	33.501	194
4	1:42.672	38.661	161	30.714	94	33.297	195	20	1:39.650	36.619	161	29.725	104	33.306	195
5	2:01.189	53.962	154	31.014	91	36.213	195	21	1:45.583	37.082	154	31.064	95	37.437	
6	1:41.653	37.569	150	30.635	94	33.449	196	22	7:40.320	6:35.179	152	31.423	91	33.718	195
7	1:42.041	37.483	158	30.692	92	33.866	193	23	1:38.394	36.359	162	29.462	98	32.573	196
8	1:46.125	38.297	159	30.613	93	37.215		24	1:36.949	35.957	165	28.965	102	32.027	198
9	5:33.292	4:26.379	144	31.235	101	35.678	191	25	1:40.848	35.765	163	29.489	99	35.594	
10	1:41.393	37.354	155	30.382	107	33.657	194	26	9:52.775	8:35.182	126	39.509	90	38.084	180
11	2:23.840	36.979	157	30.590	103	1:16.271	186	27	2:03.487	41.580	165	37.016	85	44.891	198
12	1:45.420	39.418	151	31.056	101	34.946	192	28	1:36.172	35.370	166	28.857	104	31.945	200
13	1:48.234	37.814	150	31.650	97	38.770		29	1:40.630	34.021	167	30.893	103	35.716	
14	5:04.595	3:59.661	155	30.908	105	34.026	194	30	2:45.918	1:45.260	165	28.784	106	31.874	192
15	1:41.198	36.757	160	30.605	102	33.836	194	31	1:58.370	39.428	161	33.044	89	45.898	
16	1:41.117	36.925	157	30.322	104	33.870	195								



FIA GT Series

Lap analysis Free Practice 2



Provisional

Circuit Paul Armagnac Nogaro, Length: 3636 m

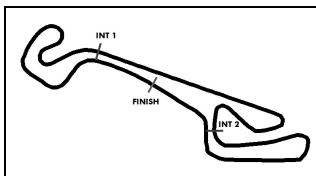
Air temperature: 14.5°C

Track temperature: 20.8°C

Weather condition: Wet

Saturday 30.3.2013 10:05

Lap	Time	SE1	SP1	SE2	SP2	SE3	SP3	Lap	Time	SE1	SP1	SE2	SP2	SE3	SP3
28 Karun Chandhok, IND/ Jan Seyffarth, DEU								theoretical besttime: 1:29.837							
1	3:14.749	2:01.898	134	35.703	97	37.148	163	17	1:39.693	36.441	160	29.569	108	33.683	188
2	1:50.136	41.406	150	33.425	100	35.305	184	18	1:46.195	36.371	159	30.532	100	39.292	
3	1:44.153	38.819	158	30.861	109	34.473	188	19	5:48.391	4:39.618	156	32.431	110	36.342	188
4	1:42.990	38.137	156	30.782	108	34.071	185	20	1:42.115	38.211	160	30.297	119	33.607	188
5	2:01.972	40.161	130	38.134	102	43.677		21	1:42.639	37.330	136	31.770	110	33.539	190
6	5:21.339	4:09.390	126	36.034	101	35.915	151	22	1:46.077	39.650	143	31.891	112	34.536	193
7	1:47.322	39.789	155	32.564	92	34.969	188	23	1:38.601	35.967	162	29.285	123	33.349	193
8	1:42.289	37.889	157	30.660	103	33.740	190	24	1:37.357	35.695	161	29.088	115	32.574	191
9	1:42.035	37.183	162	30.767	99	34.085	189	25	1:59.715	36.516	121	41.558	93	41.641	
10	1:57.008	39.781	130	36.530	94	40.697		26	3:40.988	2:37.605	150	30.820	112	32.563	194
11	8:44.299	7:38.605	157	31.321	106	34.373	190	27	1:48.786	34.985	160	35.573	105	38.228	
12	1:41.875	37.460	158	30.238	110	34.177	186	28	3:07.203	2:00.961	134	32.227	103	34.015	190
13	1:40.950	37.134	161	29.911	105	33.905	189	29	1:36.582	35.124	163	30.654	115	30.804	194
14	1:40.208	36.843	154	29.941	111	33.424	189	30	1:33.893	33.705	166	29.581	124	30.607	196
15	1:40.633	36.814	159	30.044	117	33.775	190	31	1:30.392	33.085	166	27.556	123	29.751	195
16	1:52.471	37.568	154	39.613	86	35.290	182	32	1:29.981	32.756	166	27.330	125	29.895	198



FIA GT Series

Lap analysis Free Practice 2



Provisional

Circuit Paul Armagnac Nogaro, Length: 3636 m

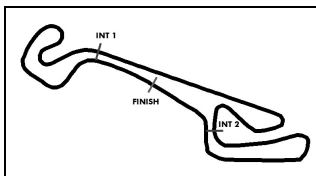
Air temperature: 14.5°C

Track temperature: 20.8°C

Weather condition: Wet

Saturday 30.3.2013 10:05

Lap	Time	SE1	SP1	SE2	SP2	SE3	SP3	Lap	Time	SE1	SP1	SE2	SP2	SE3	SP3
30 Jean Luc Beaubelique, FRA/ Soheil Ayari, FRA								theoretical besttime: 1:29.445							
1	2:45.764	1:29.751	106	37.711	97	38.302	175	18	1:40.297	36.480	160	30.249	117	33.568	191
2	1:49.009	39.561	139	33.568	97	35.880	184	19	1:45.498	36.773	160	29.939	114	38.786	
3	1:46.224	38.840	154	32.007	104	35.377	186	20	5:29.979	4:19.838	126	32.905	101	37.236	145
4	1:43.441	37.723	157	30.953	108	34.765	187	21	1:43.344	38.411	142	30.903	114	34.030	184
5	1:43.589	38.021	155	31.198	110	34.370	188	22	1:40.402	37.183	155	29.811	114	33.408	188
6	1:41.775	37.201	155	30.534	112	34.040	189	23	1:40.555	37.202	153	30.054	115	33.299	192
7	1:47.504	37.686	155	30.855	108	38.963		24	1:46.000	36.788	156	29.814	109	39.398	
8	3:34.197	2:29.401	157	30.874	108	33.922	190	25	7:53.149	6:49.895	145	30.289	107	32.965	193
9	1:41.420	36.949	158	30.356	116	34.115	188	26	1:32.933	33.969	165	28.365	117	30.599	200
10	1:41.283	36.887	157	30.447	112	33.949	188	27	1:32.522	32.838	167	28.238	110	31.446	197
11	1:48.292	37.422	157	30.761	116	40.109		28	1:34.731	35.696	162	27.700	118	31.335	202
12	3:31.761	2:24.764	155	31.033	109	35.964	191	29	1:29.545	32.513	166	27.058	128	29.974	202
13	1:42.248	37.181	159	30.591	117	34.476	191	30	1:34.930	32.413	165	27.897	129	34.620	
14	1:42.134	37.240	157	30.859	109	34.035	187	31	3:05.403	2:05.320	151	28.813	120	31.270	197
15	1:47.985	37.365	157	30.722	111	39.898		32	1:40.046	36.465	161	31.295	106	32.286	197
16	3:34.384	2:24.699	158	30.702	111	38.983		33	1:31.391	33.410	166	27.634	126	30.347	196
17	3:37.872	2:33.198	153	30.780	117	33.894	189	34	1:47.637	33.886	166	27.631	117	46.120	



FIA GT Series

Lap analysis Free Practice 2



Provisional

Circuit Paul Armagnac Nogaro, Length: 3636 m

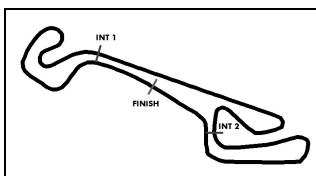
Air temperature: 14.5°C

Track temperature: 20.8°C

Weather condition: Wet

Saturday 30.3.2013 10:05

Lap	Time	SE1	SP1	SE2	SP2	SE3	SP3	Lap	Time	SE1	SP1	SE2	SP2	SE3	SP3
31 Gerard Tonelli, FRA/ Fabien Barthez, FRA								theoretical besttime: 1:30.704							
1	2:59.010	1:43.865	135	36.288	94	38.857	172	19	1:42.152	37.344	155	30.772	112	34.036	188
2	1:48.739	40.481	146	32.875	91	35.383	187	20	1:42.124	37.347	157	30.783	111	33.994	192
3	1:45.069	38.722	158	31.576	98	34.771	189	21	1:41.351	36.973	155	30.547	106	33.831	191
4	1:43.960	38.399	158	31.162	97	34.399	191	22	1:49.020	37.446	155	31.181	83	40.393	
5	1:49.668	39.574	154	31.791	97	38.303		23	3:56.976	2:53.294	156	30.284	110	33.398	191
6	4:55.700	3:48.990	151	31.728	92	34.982	190	24	1:39.715	36.489	156	30.255	114	32.971	192
7	1:43.940	38.376	158	30.707	104	34.857	191	25	1:38.290	35.906	160	29.154	119	33.230	193
8	1:43.345	38.506	161	30.591	94	34.248	193	26	1:43.120	36.221	161	29.352	109	37.547	
9	1:42.705	37.957	159	30.805	92	33.943	194	27	5:20.752	4:19.606	162	29.093	114	32.053	197
10	1:43.634	37.956	159	30.866	103	34.812	192	28	1:33.153	34.031	164	28.354	113	30.768	200
11	1:58.348	41.633	102	40.337	91	36.378	190	29	1:32.429	33.984	165	27.927	118	30.518	201
12	1:43.024	37.736	159	30.939	99	34.349	193	30	1:38.772	33.427	167	29.039	101	36.306	
13	1:47.985	38.135	156	31.322	96	38.528		31	3:25.165	2:18.133	148	33.172	96	33.860	199
14	5:26.062	4:18.602	142	32.456	98	35.004	187	32	1:31.868	33.801	167	27.963	123	30.104	202
15	1:45.068	38.721	147	31.356	104	34.991	189	33	1:30.979	33.286	166	27.756	119	29.937	202
16	1:45.786	38.589	154	31.667	94	35.530	188	34	1:33.144	35.471	169	27.560	118	30.113	202
17	1:48.424	37.791	156	31.161	105	39.472		35	1:57.729	33.207	167	36.183	79	48.339	
18	4:24.215	3:19.152	154	30.699	101	34.364	188								



FIA GT Series

Lap analysis Free Practice 2



Provisional

Circuit Paul Armagnac Nogaro, Length: 3636 m

Air temperature: 14.5°C

Track temperature: 20.8°C

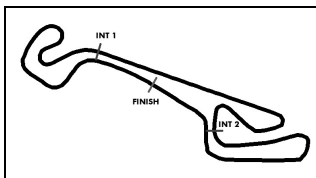
Weather condition: Wet

Saturday 30.3.2013 10:05

Lap	Time	SE1	SP1	SE2	SP2	SE3	SP3	Lap	Time	SE1	SP1	SE2	SP2	SE3	SP3
32 Wolfgang Reip, BEL/ Mark Shulzhitskiy, RUS								theoretical besttime: 1:31.018							
1	4:53.422	3:38.339	122	36.246	88	38.837	183	15	5:18.821	4:11.691	153	32.235	95	34.895	189
2	1:53.892	41.893	131	33.862	96	38.137	183	16	1:44.277	38.497	152	31.677	100	34.103	188
3	1:52.348	41.825	143	33.085	103	37.438	186	17	1:43.474	37.825	155	31.643	101	34.006	190
4	1:50.231	40.650	130	33.631	99	35.950	188	18	1:42.558	38.085	155	30.909	99	33.564	191
5	1:48.646	39.681	139	33.022	101	35.943	186	19	1:41.870	37.233	156	30.795	104	33.842	192
6	1:46.467	39.135	142	32.440	99	34.892	188	20	2:05.252	38.025	157	31.045	102	56.182	191
7	1:54.390	41.012	145	32.809	100	40.569		21	1:46.663	37.614	157	30.647	104	38.402	
8	4:45.391	3:37.522	141	32.647	92	35.222	188	22	16:22.646	15:19.578	159	30.843	98	32.225	198
9	1:45.635	38.556	145	32.481	99	34.598	191	23	1:35.539	35.471	164	29.131	113	30.937	199
10	1:44.646	38.021	148	31.793	102	34.832	190	24	1:32.553	33.738	162	28.447	110	30.368	204
11	1:45.389	38.281	147	32.233	95	34.875	188	25	1:33.725	34.886	164	28.452	106	30.387	201
12	1:45.163	38.217	147	32.109	100	34.837	190	26	1:31.567	33.338	162	28.195	114	30.034	201
13	1:45.515	38.541	140	32.275	96	34.699	191	27	1:35.796	33.190	164	28.316	115	34.290	
14	1:50.649	38.338	150	31.919	95	40.392		28	5:47.735	4:35.933	167	27.794	116	44.008	

Lap	Time	SE1	SP1	SE2	SP2	SE3	SP3	Lap	Time	SE1	SP1	SE2	SP2	SE3	SP3
35 Lucas Ordonez, ESP/ Alex Buncombe, GBR								theoretical besttime: 1:29.566							
1	5:07.033	3:58.660	139	32.321	100	36.052	190	17	1:41.380	37.022	158	30.670	109	33.688	193
2	1:43.222	38.062	150	31.115	101	34.045	190	18	1:45.020	37.282	158	30.752	100	36.986	
3	1:42.638	37.916	155	30.470	105	34.252	190	19	3:15.597	2:09.689	155	30.912	102	34.996	194
4	1:42.258	37.805	156	30.569	106	33.884	191	20	1:40.390	36.557	157	29.959	109	33.874	194
5	1:41.057	37.098	158	30.375	104	33.584	191	21	1:39.033	36.480	157	29.660	111	32.893	196
6	1:49.153	39.221	140	31.875	96	38.057		22	1:42.663	35.997	155	29.826	113	36.840	196
7	3:53.280	2:45.325	150	32.979	100	34.976	192	23	1:38.362	35.831	158	29.598	115	32.933	195
8	1:44.653	38.585	155	31.684	102	34.384	193	24	1:39.145	36.178	158	29.560	112	33.407	192
9	1:43.118	37.862	161	31.256	104	34.000	194	25	1:42.609	36.964	157	29.346	111	36.299	
10	1:41.892	37.233	160	30.756	107	33.903	193	26	9:39.758	8:39.318	165	29.266	115	31.174	198
11	1:42.036	37.510	159	30.667	107	33.859	191	27	1:31.909	33.481	166	27.672	118	30.756	191
12	1:46.283	37.582	158	31.068	101	37.633		28	1:29.751	32.656	166	27.607	120	29.488	202
13	7:16.416	6:10.046	153	31.348	104	35.022	190	29	1:30.654	33.057	166	27.642	121	29.955	201
14	1:42.570	37.578	160	31.009	101	33.983	192	30	1:32.431	32.471	167	28.020	122	31.940	203
15	1:41.800	37.182	157	30.674	108	33.944	193	31	1:46.265	34.423	151	35.345	113	36.497	
16	1:41.280	37.232	159	30.595	107	33.453	194								

Lap	Time	SE1	SP1	SE2	SP2	SE3	SP3	Lap	Time	SE1	SP1	SE2	SP2	SE3	SP3
51 Fabio Odini, ITA/ Filip Salaquarda, CZE								theoretical besttime: 1:29.381							
1	5:03.737	3:52.113	132	35.276	94	36.348	189	18	1:40.205	36.736	156	29.849	117	33.620	191
2	1:48.112	39.537	155	32.544	104	36.031	178	19	1:42.261	36.643	156	30.862	99	34.756	194
3	1:46.503	38.956	147	32.544	103	35.003	182	20	1:45.107	36.212	158	29.802	115	39.093	
4	1:44.881	38.502	149	32.097	105	34.282		21	5:54.808	4:47.223	143	32.721	102	34.864	191
5	1:44.941	37.905	158	31.572	100	35.464	182	22	1:38.722	36.674	159	29.052	117	32.996	
6	1:43.174	38.306	155	31.004	110	33.864		23	1:35.742	35.175	162	28.621	118	31.946	196
7	1:42.429	37.248	156	30.884	112	34.297		24	1:34.354	34.090	162	28.102	122	32.162	193
8	1:42.591	37.501	158	30.711	103	34.379	193	25	1:34.668	35.728	163	27.972	126	30.968	200
9	1:46.926	37.497	157	31.116	101	38.313		26	1:31.247	32.907	163	27.719	126	30.621	
10	9:22.804	8:16.441	152	31.971	103	34.392	192	27	1:34.705	34.793	156	28.464	123	31.448	
11	1:42.306	37.134	157	31.063	102	34.109	192	28	1:31.355	32.846	165	27.432	127	31.077	201
12	1:41.609	36.988	158	30.764	106	33.857	193	29	1:29.691	32.353	164	27.525	130	29.813	202
13	1:47.897	37.075	157	33.935	71	36.887	191	30	1:34.584	32.782	164	27.594	126	34.208	
14	1:41.139	36.731	157	30.791	108	33.617	191	31	3:14.434	2:15.072	163	28.757	124	30.605	199
15	1:40.891	36.870	157	30.372	112	33.649	192	32	1:32.701	35.041	163	27.828	131	29.832	199
16	1:44.860	36.869	154	30.572	112	37.419		33	1:29.975	32.656	163	27.723	126	29.596	201
17	5:21.994	4:17.706	155	30.561	118	33.727	192	34	1:37.696	34.832	165	27.608	126	35.256	



FIA GT Series

Results Qualifying 1



Provisional

Circuit Paul Armagnac Nogaro, Length: 3636 m

Air temperature: 15.4°C

Track temperature: 13.9°C

Weather condition: Dry

Saturday 30.3.2013 15:15

started : 23 classified : 23 not classified : 0

	Drivers	Team	Car	Lap	Best Time	Gap	Diff	Kph	Day Time
1	1 M.Buhk/A.Day	HTP Gravity Charouz	Mercedes SLS AMG GT3	8	1:29.166				15:33:54
2	9 S.Loeb/A.Parente	Sebastien Loeb Racing	McLaren MP4-12C	6	1:29.359	0.193	0.193		15:34:26
3	2 S.Afanasiev/A.Simonsen	HTP Gravity Charouz	Mercedes SLS AMG GT3	9	1:29.730	0.564	0.371		15:33:56
4	7 M.Stumpf/C.Ricci	ACL by Rodrive Competicoes	Ford GT	6	1:29.976	0.810	0.246		15:34:11
5	16 D.Keilwitz/N.Kentenich	Doerr Motorsport	McLaren MP4-12C	9	1:29.990	0.824	0.014		15:33:17
6	0 C.Bueno/A.Khodair	BMW Team Brazil	BMW E89 Z4	7	1:30.247	1.081	0.257		15:34:33
7	10 A.Zuber/M.Parisy	Sebastien Loeb Racing	McLaren MP4-12C	7	1:30.290	1.124	0.043		15:34:29
8	21 R.Zonta/S.Jimenez	BMW Team Brazil	BMW E89 Z4	7	1:30.344	1.178	0.054		15:34:22
9	11 S.Ortelli/L.Vanthoor	Belgian Audi Club Team WRT	Audi R8 LMS	7	1:30.530	1.364	0.186		15:34:39
10	14 C.Viera/C.Campanico	Novadriver	Audi R8 LMS	7	1:30.750	1.584	0.220		15:34:18
11	13 F.Stippler/E.Sandstrom	Belgian Audi Club Team WRT	Audi R8 LMS	8	1:30.780	1.614	0.030		15:32:45
12	5 A.Kumpen/E.Ide	Phoenix Racing	Audi R8 LMS	10	1:31.138	1.972	0.358		15:34:48
13	35 L.Ordonez/A.Buncombe	Nissan GT Academy Team RJN	Nissan GT-R Nismo GT3	7	1:31.272	2.106	0.134		15:34:42
14	6 A.Ebrahim/J.Jousse	Team India by BMW Team India	BMW E89 Z4	8	1:31.391	2.225	0.119		15:34:16
15	32 W.Reip/M.Shulzhitskiy	Nissan GT Academy Team RJN	Nissan GT-R Nismo GT3	6	1:31.794	2.628	0.403		15:31:53
16	28 K.Chandhok/J.Seyffarth	SMS Seyffarth Motorsport	Mercedes SLS AMG GT3	5	1:31.815	2.649	0.021		15:34:05
17	25 D.Baumann/H.Proczyk	GRT Grasser Racing Team	Lamborghini LP560-4	7	1:32.278	3.112	0.463		15:34:35
18	30 J.Beaubelique/S.Ayari	SOFREV ASP by Jean-Luc Beaub	Ferrari 458 Italia GT3	6	1:34.513	5.347	2.235		15:34:33
19	12 N.Mayr-Melnhof/R.Rast	Belgian Audi Club Team WRT	Audi R8 LMS	6	1:35.718	6.552	1.205		15:27:53
20	8 R.Mascarello/F.Tozzo	ACL by Rodrive Competicoes	Ford GT	7	1:38.768	9.602	3.050		15:33:53
21	31 G.Tonelli/F.Barthez	SOFREV ASP by Jerome Policand	Ferrari 458 Italia GT3	4	1:39.046	9.880	0.278		15:33:50
22	3 P.Charouz/J.Stovicek	HTP Gravity Charouz	Mercedes SLS AMG GT3	4	1:41.527	12.361	2.481		15:28:06
51	F.Odini/F.Salaquarda	AF Corse	Ferrari 458 Italia GT3	0					

Publications Time:

Race Director:

Time Keeping:

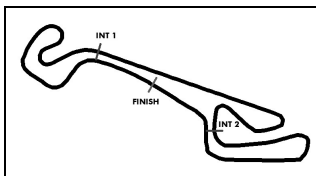
BLANCPAIN Timing

ver: 1.0

www.fiagtseries.com

Page 1/ 1 printed: 30.3.2013 15:35





FIA GT Series

Class results Qualifying 1



Provisional

Circuit Paul Armagnac Nogaro, Length: 3636 m

Air temperature: 15.7°C

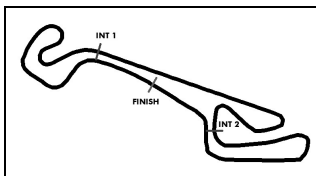
Track temperature: 14.3°C

Weather condition: Dry

Saturday 30.3.2013 15:15

started : 23 classified : 23 not classified : 0

Drivers	Team	Car	Lap	Best Time	Gap	Diff	Kph	Day Time	
CLASS: PRO CUP									
Started: 10			Classified: 10			Not Classified: 0			
1	1	M.Buhk/A.Day	HTP Gravity Charouz	Mercedes SLS AMG GT3	8	1:29.166		15:33:54	
2	9	S.Loeb/A.Parente	Sebastien Loeb Racing	McLaren MP4-12C	6	1:29.359	0.193	0.193	15:34:26
3	16	D.Keilwitz/N.Kentenich	Doerr Motorsport	McLaren MP4-12C	9	1:29.990	0.824	0.014	15:33:17
4	0	C.Bueno/A.Khodair	BMW Team Brazil	BMW E89 Z4	7	1:30.247	1.081	0.257	15:34:33
5	10	A.Zuber/M.Parisy	Sebastien Loeb Racing	McLaren MP4-12C	7	1:30.290	1.124	0.043	15:34:29
6	21	R.Zonta/S.Jimenez	BMW Team Brazil	BMW E89 Z4	7	1:30.344	1.178	0.054	15:34:22
7	11	S.Ortelli/L.Vanthoor	Belgian Audi Club Team WRT	Audi R8 LMS	7	1:30.530	1.364	0.186	15:34:39
8	13	F.Stipler/E.Sandstrom	Belgian Audi Club Team WRT	Audi R8 LMS	8	1:30.780	1.614	0.030	15:32:45
9	5	A.Kumpen/E.Ide	Phoenix Racing	Audi R8 LMS	10	1:31.138	1.972	0.358	15:34:48
10	28	K.Chandhok/J.Seyffarth	SMS Seyffarth Motorsport	Mercedes SLS AMG GT3	5	1:31.815	2.649	0.021	15:34:05



FIA GT Series

Class results Qualifying 1



Provisional

Circuit Paul Armagnac Nogaro, Length: 3636 m

Air temperature: 15.7°C

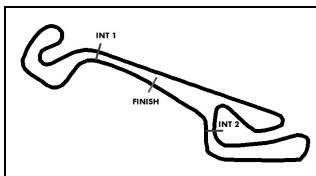
Track temperature: 14.3°C

Weather condition: Dry

Saturday 30.3.2013 15:15

started : 23 classified : 23 not classified : 0

Drivers	Team	Car	Lap	Best Time	Gap	Diff	Kph	Day Time
CLASS: PRO-AM CUP								
Started: 10			Classified: 10			Not Classified: 0		
1 2 S.Afanasiev/A.Simonsen	HTP Gravity Charouz	Mercedes SLS AMG GT3	9	1:29.730	0.564	0.371		15:33:56
2 7 M.Stumpf/C.Ricci	ACL by Rodrive Competicoes	Ford GT	6	1:29.976	0.810	0.246		15:34:11
3 14 C.Viera/C.Campanico	Novadriver	Audi R8 LMS	7	1:30.750	1.584	0.220		15:34:18
4 35 L.Ordonez/A.Buncombe	Nissan GT Academy Team RJN	Nissan GT-R Nismo GT3	7	1:31.272	2.106	0.134		15:34:42
5 6 A.Ebrahim/J.Jousse	Team India by BMW Team India	BMW E89 Z4	8	1:31.391	2.225	0.119		15:34:16
6 32 W.Reip/M.Shulzhitskiy	Nissan GT Academy Team RJN	Nissan GT-R Nismo GT3	6	1:31.794	2.628	0.403		15:31:53
7 25 D.Baumann/H.Proczyk	GRT Grasser Racing Team	Lamborghini LP560-4	7	1:32.278	3.112	0.463		15:34:35
8 30 J.Beaubelique/S.Ayari	SOFREV ASP by Jean-Luc Beaut	Ferrari 458 Italia GT3	6	1:34.513	5.347	2.235		15:34:33
9 12 N.Mayr-Melnhof/R.Rast	Belgian Audi Club Team WRT	Audi R8 LMS	6	1:35.718	6.552	1.205		15:27:53
51 F.Odini/F.Salaquarda	AF Corse	Ferrari 458 Italia GT3	0					



FIA GT Series

Class results Qualifying 1



Provisional

Circuit Paul Armagnac Nogaro, Length: 3636 m

Air temperature: 15.7°C

Track temperature: 14.3°C

Weather condition: Dry

Saturday 30.3.2013 15:15

started : 23 classified : 23 not classified : 0

Drivers	Team	Car	Lap	Best Time	Gap	Diff	Kph	Day Time
CLASS: GENTLEMEN TROPHY								
Started: 3			Classified: 3			Not Classified: 0		
1 8 R.Mascarello/F.Tozzo	ACL by Rodrive Competicoes	Ford GT	7	1:38.768	9.602	3.050		15:33:53
2 31 G.Tonelli/F.Barthez	SOFREV ASP by Jerome Polican	Ferrari 458 Italia GT3	4	1:39.046	9.880	0.278		15:33:50
3 3 P.Charouz/J.Stovicek	HTP Gravity Charouz	Mercedes SLS AMG GT3	4	1:41.527	12.361	2.481		15:28:06

Publications Time:

Race Director:

Time Keeping:

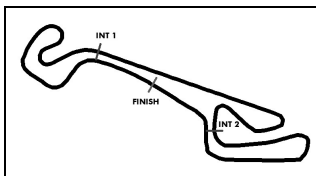
BLANCPAIN Timing

ver: 1.0

www.fiagtseries.com

Page 3/ 3 printed: 30.3.2013 15:36





FIA GT Series

Lap analysis Qualifying 1



Provisional

Circuit Paul Armagnac Nogaro, Length: 3636 m

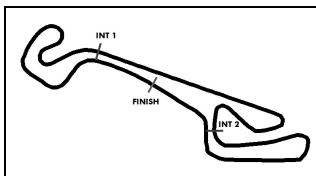
Air temperature: 15.4°C

Track temperature: 14.0°C

Weather condition: Dry

Saturday 30.3.2013 15:15

Lap	Time	SE1	SP1	SE2	SP2	SE3	SP3	Lap	Time	SE1	SP1	SE2	SP2	SE3	SP3
0 Carlos Bueno, BRA/ Allam Khodair, BRA								theoretical besttime: 1:29.363							
1	4:46.049	3:36.122	158	32.089	116	37.838		5	1:36.641	36.796	161	28.036	128	31.809	194
2	7:00.050	5:44.042	160	37.481	113	38.527	184	6	1:30.257	31.803	166	27.485	124	30.969	196
3	1:36.978	33.337	165	28.251	125	35.390	182	7	1:30.247	32.687	166	27.086	130	30.474	193
4	1:33.141	32.485	164	28.132	126	32.524	188	8		38.816	99				
1 Maximilian Buhk, DEU/ Alan Day, ISR								theoretical besttime: 1:29.009							
1	2:05.752	55.816	150	32.442	111	37.494		6	1:30.951	32.302	166	27.175	126	31.474	196
2	3:14.217	2:05.350	164	29.433	112	39.434		7	1:29.969	32.209	170	26.844	123	30.916	197
3	5:55.446	4:45.206	165	29.612	116	40.628	185	8	1:29.166	31.743	169	27.001	131	30.422	198
4	1:36.339	35.195	149	28.332	121	32.812	193	9		33.825	169	29.252	114		
5	1:32.234	32.529	169	27.781	122	31.924									
2 Serguei Afanasiev, RUS/ Alen Simonsen, AUS								theoretical besttime: 1:29.610							
1	2:04.216	57.847	161	32.324	103	34.045	192	6	1:32.616	32.719	169	27.830	121	32.067	192
2	1:37.761	34.790	163	29.446	116	33.525	195	7	1:36.178	34.569	168	27.551	123	34.058	193
3	1:44.039	35.543	163	30.126	105	38.370		8	1:30.586	32.392	169	27.101	118	31.093	197
4	5:43.626	4:37.288	159	30.032	114	36.306	184	9	1:29.730	31.975	169	27.221	128	30.534	200
5	1:37.285	35.851	165	28.226	120	33.208	188	10		35.092	153	28.053	117		
3 Petr Charouz, CZE/ Jan Stovicek, CZE								theoretical besttime: 1:41.527							
1	4:03.992	2:50.457	129	37.327	89	36.208	183	5	1:50.386	38.386	131	32.827	103	39.173	
2	1:50.619	38.888	160	30.752	98	40.979		6	3:05.395	1:51.121	149	33.102	96	41.172	160
3	5:30.512	4:23.054	149	33.275	92	34.183	187	7	1:47.904	42.184	145	30.972	105	34.748	189
4	1:41.527	37.369	162	30.716	107	33.442	192	8		36.495	163				
5 Anthony Kumpen, BEL/ Enzo Ide, BEL								theoretical besttime: 1:31.016							
1	2:00.077	54.462	157	30.862	102	34.753	188	7	1:33.750	33.603	166	27.870	111	32.277	194
2	1:38.827	35.944	161	29.747	104	33.136	192	8	1:32.044	33.070	166	27.636	117	31.338	193
3	1:37.806	35.030	162	29.458	111	33.318	191	9	1:32.017	32.921	162	27.632	121	31.464	195
4	1:54.932	35.374	157	30.496	104	49.062		10	1:31.138	32.380	168	27.298	116	31.460	199
5	4:52.097	3:49.209	164	29.061	107	33.827	189	11		32.606	167				
6	1:36.031	34.781	163	28.445	110	32.805	193								
6 Armaan Ebrahim, IND/ Julien Jousse, FRA								theoretical besttime: 1:31.343							
1	2:18.299	1:11.887	154	32.101	104	34.311	189	6	1:34.468	33.371	163	28.367	112	32.730	190
2	1:40.094	35.402	158	30.453	116	34.239	187	7	1:32.810	32.441	164	28.630	118	31.739	192
3	1:48.518	36.300	150	32.524	111	39.694		8	1:31.391	32.489	165	27.757	123	31.145	194
4	7:11.251	6:05.578	155	30.403	113	35.270	186	9		37.942	161	29.724	106		
5	1:39.308	35.550	162	29.183	111	34.575	170								
7 Matheus Stumpf, BRA/ Claudio Ricci, BRA								theoretical besttime: 1:29.976							
1	2:57.833	1:41.013	141	32.960	101	43.860		5	1:32.033	33.246	165	27.599	123	31.188	195
2	8:11.841	7:01.177	161	29.758		40.906		6	1:29.976	32.505	167	27.019	125	30.452	198
3	3:24.750	2:21.193	156	29.069	110	34.488	188	7		33.617	164	30.771	97		
4	1:35.286	34.684	162	28.092	111	32.510	191								
8 Rajan Mascarello, BRA/ Felipe Tozzo, BRA								theoretical besttime: 1:38.768							
1	3:50.602	2:28.972	120	36.179	91	45.451	140	5	1:44.493	38.420	154	31.029	103	35.044	182
2	2:12.753	44.294	123	35.809	85	52.650		6	1:40.883	36.608	156	30.380	106	33.895	183
3	5:55.151	4:41.166	142	36.065	95	37.920	177	7	1:38.768	36.155	160	29.438	107	33.175	186
4	1:50.699	39.697	151	32.215	100	38.787	169	8		43.954	124	37.316	91		
9 Sebastien Loeb, FRA/ Alvaro Parente, PRT								theoretical besttime: 1:29.099							
1	11:33.561	10:22.392	143	34.221	103	36.948		5	1:31.591	31.754	173	26.624	125	33.213	198
2	1:40.882	35.570	172	28.053	112	37.259	191	6	1:29.359	31.935	174	26.703	132	30.721	201
3	1:33.284	33.355	170	27.539	117	32.390	196	7		32.468	161				
4	1:37.553	32.254	173	27.499	115	37.800	196								



FIA GT Series

Lap analysis Qualifying 1



Provisional

Circuit Paul Armagnac Nogaro, Length: 3636 m

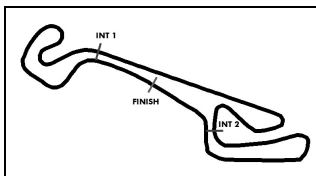
Air temperature: 15.4°C

Track temperature: 14.0°C

Weather condition: Dry

Saturday 30.3.2013 15:15

Lap	Time	SE1	SP1	SE2	SP2	SE3	SP3	Lap	Time	SE1	SP1	SE2	SP2	SE3	SP3
10 Andreas Zuber, AUT/ Mike Parisy, FRA								theoretical besttime: 1:30.061							
1	7:47.052	6:09.643	129	41.558	85	55.851		5	1:32.785	32.772	171	27.454	127	32.559	194
2	3:53.664	2:39.044	158	34.321	105	40.299	185	6	1:31.097	32.425		27.302	125	31.370	197
3	1:39.051	35.555	171	29.296	114	34.200	190	7	1:30.290	32.654	171	26.910	129	30.726	197
4	1:35.902	34.184	170	28.360	119	33.358	192	8		34.410	169				
11 Stephane Ortelli, MCO/ Laurens Vanthoor, BEL								theoretical besttime: 1:30.530							
1	1:52.264	48.357	156	30.453	107	33.454	190	5	1:33.058	33.603	167	27.892	118	31.563	196
2	1:38.358	34.935	164	30.146	115	33.277	190	6	1:35.682	33.126	166	30.638	109	31.918	195
3	1:40.572	34.830	164	28.990	116	36.752		7	1:30.530	32.489	167	27.108	124	30.933	195
4	9:49.103	8:45.272	154	30.527	105	33.304	190	8		35.265	165				
12 Niki Mayr-Melnhof, AUT/ Rene Rast, DEU								theoretical besttime: 1:35.521							
1	2:00.663	56.016	156	29.894	105	34.753	183	6	1:35.718	34.357	159	28.785	114	32.576	189
2	1:38.773	35.759	162	29.745	101	33.269	187	7	1:36.811	34.179	157	29.339	107	33.293	190
3	1:38.840	34.810	160	29.544	106	34.486	181	8	1:37.627	34.932	157	29.648	107	33.047	188
4	1:56.419	34.160	159	31.202	101	51.057		9	1:46.303	35.193	155	32.019	102	39.091	
5	4:02.664	2:59.579	158	30.393	103	32.692	193								
13 Frank Stippler, DEU/ Edward Sandstrom, SWE								theoretical besttime: 1:30.780							
1	2:16.266	1:11.315	148	31.030	96	33.921	190	6	1:36.862	34.270	157	30.007	104	32.585	188
2	1:37.550	35.278	163	29.282	102	32.990	193	7	1:32.089	32.730	169	27.670	110	31.689	196
3	1:43.656	34.680	164	29.127	104	39.849		8	1:30.780	32.152	168	27.263	112	31.365	196
4	5:49.559	4:42.417	166	32.546	96	34.596	185	9	1:35.692	33.752	168	27.443	115	34.497	
5	1:38.229	34.770	160	29.356	105	34.103	190								
14 Carlos Viera, PRT/ Cesar Campanico, PRT								theoretical besttime: 1:30.390							
1	2:01.068	53.790	152	30.453	113	36.825		5	1:32.131	33.015	166	27.284	126	31.832	194
2	9:29.164	7:54.028	161	58.909	108	36.227	176	6	1:30.795	32.385	167	27.568	122	30.842	197
3	1:39.277	35.403	163	28.522	119	35.352	175	7	1:30.750	32.264	165	27.499	128	30.987	195
4	1:35.068	34.656	164	27.841	121	32.571	189	8		37.657	120	30.319	121		
16 Daniel Keilwitz, DEU/ Niclas Kentenich, DEU								theoretical besttime: 1:29.990							
1	2:05.854	1:00.884	156	31.043	102	33.927	193	6	1:35.995	34.096	167	28.431	105	33.468	193
2	1:38.831	35.280	162	29.989	107	33.562	195	7	1:32.023	32.971	168	27.699	119	31.353	195
3	1:39.246	35.130	162	30.029	109	34.087	193	8	1:30.367	32.195	167	27.233	119	30.939	198
4	1:54.718	35.250	160	33.469	99	45.999		9	1:29.990	32.047	167	27.108	121	30.835	196
5	4:50.778	3:46.127	166	30.111	104	34.540	191	10	1:42.255	32.799	167	32.117	103	37.339	199
21 Riccardo Zonta, BRA/ Sergio Jimenez, BRA								theoretical besttime: 1:30.344							
1	2:59.117	1:54.806	148	30.694	106	33.617	188	5	1:34.157	33.528	165	28.182	118	32.447	187
2	1:37.778	35.357	159	29.395	115	33.026	189	6	1:32.361	32.584	164	28.089	123	31.688	187
3	1:47.239	35.271	158	30.471	97	41.497		7	1:30.344	32.101	164	27.567	121	30.676	195
4	8:21.188	7:16.088	159	30.022	103	35.078	184	8		34.821	162				
25 Dominik Baumann, AUT/ Hari Proczyk, AUT								theoretical besttime: 1:31.664							
1	8:31.388	6:25.393	85	55.697	60	1:10.298		5	1:38.370	34.707	168	28.010	104	35.653	195
2	2:49.813	1:40.809	153	33.315	92	35.689	189	6	1:32.298	33.165	169	27.812	103	31.321	195
3	1:40.177	36.514	163	29.493	95	34.170	189	7	1:32.278	33.779	169	27.671	111	30.828	200
4	1:50.660	34.695	167	30.510	97	45.455	143	8		37.930	123				
28 Karun Chandhok, IND/ Jan Seyffarth, DEU								theoretical besttime: 1:31.786							
1	12:06.177	10:52.912	142	32.592	106	40.673		4	1:33.600	34.155	166	27.784	125	31.661	190
2	2:12.396	1:08.683	159	29.616	118	34.097	183	5	1:31.815	33.032	166	27.813	124	30.970	193
3	1:41.055	38.247	149	29.475	120	33.333	187	6		37.075	159	32.942	93		



FIA GT Series

Lap analysis Qualifying 1



Provisional

Circuit Paul Armagnac Nogaro, Length: 3636 m

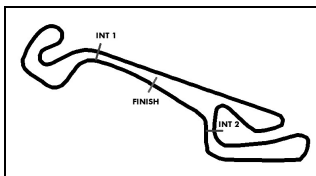
Air temperature: 15.4°C

Track temperature: 14.0°C

Weather condition: Dry

Saturday 30.3.2013 15:15

Lap	Time	SE1	SP1	SE2	SP2	SE3	SP3	Lap	Time	SE1	SP1	SE2	SP2	SE3	SP3
30 Jean Luc Beaubelique, FRA/ Soheil Ayari, FRA								theoretical besttime: 1:34.513							
1	6:33.109	4:47.721	141	31.764	106	1:13.624		5	1:40.933	35.550	163	28.756	104	36.627	190
2	6:24.714	5:17.594	128	31.210	112	35.910	173	6	1:34.513	34.479	163	27.721	121	32.313	194
3	1:41.477	37.725	156	29.282	116	34.470	178	7		41.906	121				
4	1:38.499	35.259	157	29.167	121	34.073	187								
31 Gerard Tonelli, FRA/ Fabien Barthez, FRA								theoretical besttime: 1:39.046							
1	11:07.579	9:54.701	141	33.148	102	39.730	174	4	1:39.046	35.947	161	29.495	105	33.604	190
2	2:02.295	38.774	158	30.174	98	53.347		5		39.924	146	33.868	98		
3	4:02.008	2:55.030	147	31.182	98	35.796	180								
32 Wolfgang Reip, BEL/ Mark Shulzhitskiy, RUS								theoretical besttime: 1:31.794							
1	4:52.683	3:44.511	161	30.516	102	37.656	183	5	1:35.234	33.290	166	28.325	108	33.619	192
2	2:16.731	35.675	164	37.953	70	1:03.103		6	1:31.794	32.659	167	27.601	115	31.534	194
3	4:58.421	3:53.174	160	29.457	107	35.790	186	7	1:37.056	33.719		27.608	109	35.729	
4	1:38.812	34.159	165	28.923	102	35.730	189								
35 Lucas Ordonez, ESP/ Alex Buncombe, GBR								theoretical besttime: 1:31.272							
1	2:19.648	1:13.189	148	31.810	105	34.649	192	5	1:51.858	40.446	136	33.469	116	37.943	
2	1:39.154	35.088	160	29.674	113	34.392	191	6	4:41.521	3:40.900	158	28.609	123	32.012	194
3	1:44.383	36.134	146	30.554	114	37.695		7	1:31.272	32.968	169	27.544	128	30.760	197
4	5:54.168	4:47.917	162	30.622	115	35.629	186	8		33.584	167				
51 Fabio Odini, ITA/ Filip Salaquarda, CZE								theoretical besttime: 2:19.441							
1	1:58.411	50.196	156	30.921	108	37.294		2		1:48.710	162	30.731	100		



FIA GT Series

Results Qualifying 2



Provisional

Circuit Paul Armagnac Nogaro, Length: 3636 m

Air temperature: 15.8°C

Track temperature: 15.6°C

Weather condition: Dry

Saturday 30.3.2013 15:37

started : 22 classified : 22 not classified : 0

	Drivers	Team	Car	Lap	Best Time	Gap	Diff	Kph	Day Time
1	11 S.Ortelli/L.Vanthoor	Belgian Audi Club Team WRT	Audi R8 LMS	3	1:26.670				15:44:42
2	10 A.Zuber/ M.Parisy	Sebastien Loeb Racing	McLaren MP4-12C	3	1:26.804	0.134	0.134		15:45:46
3	9 S.Loeb/ A.Parente	Sebastien Loeb Racing	McLaren MP4-12C	3	1:26.840	0.170	0.036		15:46:45
4	13 F.Stippler/ E.Sandstrom	Belgian Audi Club Team WRT	Audi R8 LMS	4	1:27.000	0.330	0.160		15:46:03
5	12 N.Mayr-Melnhof/ R.Rast	Belgian Audi Club Team WRT	Audi R8 LMS	7	1:27.107	0.437	0.107		15:56:05
6	35 L.Ordenez/ A.Buncombe	Nissan GT Academy Team RJN	Nissan GT-R Nismo GT3	3	1:27.145	0.475	0.038		15:45:53
7	14 C.Viera/ C.Campanico	Novadriver	Audi R8 LMS	3	1:27.174	0.504	0.029		15:46:08
8	0 C.Bueno/ A.Khodair	BMW Team Brazil	BMW E89 Z4	8	1:27.601	0.931	0.427		15:58:01
9	5 A.Kumpen/ E.Ide	Phoenix Racing	Audi R8 LMS	4	1:27.774	1.104	0.173		15:46:13
10	1 M.Buhk/ A.Day	HTP Gravity Charouz	Mercedes SLS AMG GT3	7	1:27.797	1.127	0.023		15:56:01
11	21 R.Zonta/ S.Jimenez	BMW Team Brazil	BMW E89 Z4	4	1:27.860	1.190	0.063		15:47:52
12	28 K.Chandhok/ J.Seyffarth	SMS Seyffarth Motorsport	Mercedes SLS AMG GT3	9	1:27.920	1.250	0.060		15:58:28
13	25 D.Baumann/ H.Proczyk	GRT Grasser Racing Team	Lamborghini LP560-4	7	1:28.147	1.477	0.227		15:56:18
14	7 M.Stumpf/C.Ricci	ACL by Rodrive Competicoes	Ford GT	8	1:28.334	1.664	0.187		15:57:49
15	2 S.Afanasiev /A.Simonsen	HTP Gravity Charouz	Mercedes SLS AMG GT3	7	1:28.397	1.727	0.063		15:56:05
16	32 W.Reip/ M.Shulzhitskiy	Nissan GT Academy Team RJN	Nissan GT-R Nismo GT3	7	1:29.050	2.380	0.653		15:58:06
17	6 A.Ebrahim/ J.Jousse	Team India by BMW Team India	BMW E89 Z4	2	1:29.145	2.475	0.095		15:43:25
18	31 G.Tonelli/ F.Barthez	SOFREV ASP by Jerome Policand	Ferrari 458 Italia GT3	5	1:29.426	2.756	0.281		15:48:07
19	16 D.Keilwitz/ N.Kentenich	Doerr Motorsport	McLaren MP4-12C	7	1:29.463	2.793	0.037		15:56:43
20	30 J.Beaubelique/ S.Ayari	SOFREV ASP by Jean-Luc Beaubé	Ferrari 458 Italia GT3	2	1:29.656	2.986	0.193		15:43:22
21	8 R.Mascarello/ F.Tozzo	ACL by Rodrive Competicoes	Ford GT	5	1:31.522	4.852	1.866		15:56:47
22	3 P.Charouz/ J.Stovicek	HTP Gravity Charouz	Mercedes SLS AMG GT3	3	1:39.063	12.393	7.541		15:46:40

Publications Time:

Race Director:

Time Keeping:

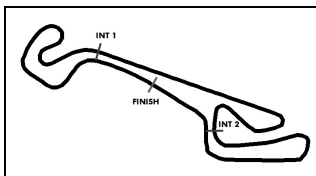
BLANCPAIN Timing

ver: 1.0

www.fiagtseries.com

Page 1/ 1 printed: 30.3.2013 16:09





FIA GT Series

Class results Qualifying 2



Provisional

Circuit Paul Armagnac Nogaro, Length: 3636 m

Air temperature: 15.6°C

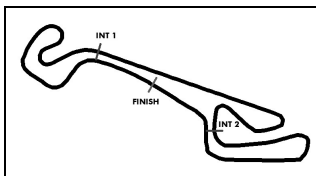
Track temperature: 15.5°C

Weather condition: Dry

Saturday 30.3.2013 15:37

started : 22 classified : 22 not classified : 0

Drivers	Team	Car	Lap	Best Time	Gap	Diff	Kph	Day Time
CLASS: PRO CUP								
Started: 10			Classified: 10			Not Classified: 0		
1	11 S.Ortelli/L.Vanthoor	Belgian Audi Club Team WRT	Audi R8 LMS	3	1:26.670			15:44:42
2	10 A.Zuber/M.Parisy	Sebastien Loeb Racing	McLaren MP4-12C	3	1:26.804	0.134	0.134	15:45:46
3	9 S.Loeb/A.Parente	Sebastien Loeb Racing	McLaren MP4-12C	3	1:26.840	0.170	0.036	15:46:45
4	13 F.Stippler/E.Sandstrom	Belgian Audi Club Team WRT	Audi R8 LMS	4	1:27.000	0.330	0.160	15:46:03
5	0 C.Bueno/A.Khodair	BMW Team Brazil	BMW E89 Z4	8	1:27.601	0.931	0.427	15:58:01
6	5 A.Kumpen/E.Ide	Phoenix Racing	Audi R8 LMS	4	1:27.774	1.104	0.173	15:46:13
7	1 M.Buhk/A.Day	HTP Gravity Charouz	Mercedes SLS AMG GT3	7	1:27.797	1.127	0.023	15:56:01
8	21 R.Zonta/S.Jimenez	BMW Team Brazil	BMW E89 Z4	4	1:27.860	1.190	0.063	15:47:52
9	28 K.Chandhok/J.Seyffarth	SMS Seyffarth Motorsport	Mercedes SLS AMG GT3	9	1:27.920	1.250	0.060	15:58:28
10	16 D.Keilwitz/N.Kentenich	Doerr Motorsport	McLaren MP4-12C	7	1:29.463	2.793	0.037	15:56:43



FIA GT Series

Class results Qualifying 2



Provisional

Circuit Paul Armagnac Nogaro, Length: 3636 m

Air temperature: 15.6°C

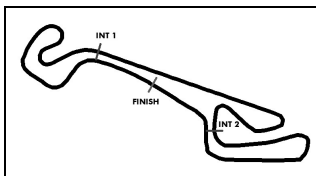
Track temperature: 15.5°C

Weather condition: Dry

Saturday 30.3.2013 15:37

started : 22 classified : 22 not classified : 0

Drivers	Team	Car	Lap	Best Time	Gap	Diff	Kph	Day Time
CLASS: PRO-AM CUP								
Started: 9			Classified: 9			Not Classified: 0		
1 12 N.Mayr-Melnhof/R.Rast	Belgian Audi Club Team WRT	Audi R8 LMS	7	1:27.107	0.437	0.107		15:56:05
2 35 L.Ordonez/A.Buncombe	Nissan GT Academy Team RJN	Nissan GT-R Nismo GT3	3	1:27.145	0.475	0.038		15:45:53
3 14 C.Viera/C.Campanico	Novadrivier	Audi R8 LMS	3	1:27.174	0.504	0.029		15:46:08
4 25 D.Baumann/H.Proczyk	GRT Grasser Racing Team	Lamborghini LP560-4	7	1:28.147	1.477	0.227		15:56:18
5 7 M.Stumpf/C.Ricci	ACL by Rodrive Competicoes	Ford GT	8	1:28.334	1.664	0.187		15:57:49
6 2 S.Afanasiev/A.Simonsen	HTP Gravity Charouz	Mercedes SLS AMG GT3	7	1:28.397	1.727	0.063		15:56:05
7 32 W.Reip/M.Shulzhitskiy	Nissan GT Academy Team RJN	Nissan GT-R Nismo GT3	7	1:29.050	2.380	0.653		15:58:06
8 6 A.Ebrahim/J.Jousse	Team India by BMW Team India	BMW E89 Z4	2	1:29.145	2.475	0.095		15:43:25
9 30 J.Beabelique/S.Ayari	SOFREV ASP by Jean-Luc Beaut	Ferrari 458 Italia GT3	2	1:29.656	2.986	0.193		15:43:22



FIA GT Series

Class results Qualifying 2



Provisional

Circuit Paul Armagnac Nogaro, Length: 3636 m

Air temperature: 15.6°C

Track temperature: 15.5°C

Weather condition: Dry

Saturday 30.3.2013 15:37

started : 22 classified : 22 not classified : 0

Drivers	Team	Car	Lap	Best Time	Gap	Diff	Kph	Day Time
CLASS: GENTLEMEN TROPHY								
Started: 3			Classified: 3			Not Classified: 0		
1 31 G.Tonelli/F.Barthez	SOFREV ASP by Jerome Polican	Ferrari 458 Italia GT3	5	1:29.426	2.756	0.281		15:48:07
2 8 R.Mascarello/F.Tozzo	ACL by Rodrive Competicoes	Ford GT	5	1:31.522	4.852	1.866		15:56:47
3 3 P.Charouz/J.Stovicek	HTP Gravity Charouz	Mercedes SLS AMG GT3	3	1:39.063	12.393	7.541		15:46:40

Publications Time:

Race Director:

Time Keeping:

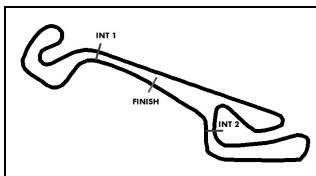
BLANCPAIN Timing

ver: 1.0

www.fiagtseries.com

Page 3/ 3 printed: 30.3.2013 16:10





FIA GT Series

Lap analysis Qualifying 2



Provisional

Circuit Paul Armagnac Nogaro, Length: 3636 m

Air temperature: 15.8°C

Track temperature: 15.6°C

Weather condition: Dry

Saturday 30.3.2013 15:37

Lap	Time	SE1	SP1	SE2	SP2	SE3	SP3	Lap	Time	SE1	SP1	SE2	SP2	SE3	SP3
0 Carlos Bueno, BRA/ Allam Khodair, BRA								theoretical besttime: 1:27.601							
1	3:21.716	2:20.096	142	30.541	121	31.079	191	6	5:22.379	4:20.861	162	29.742	105	31.776	194
2	1:34.945	35.248	148	28.299	122	31.398	172	7	1:28.686	32.518	166	27.163	125	29.005	201
3	1:31.199	34.204	166	27.418	124	29.577	199	8	1:27.601	31.682	166	27.064	127	28.855	203
4	1:31.472	32.071	164	27.391	122	32.010	198	9	1:33.993	31.768	164	27.078	125	35.147	199
5	1:43.744	35.276	164	29.975	114	38.493		10	2:01.358	41.029	96	39.492	122	40.837	

1 Maximilian Buhk, DEU/ Alan Day, ISR								theoretical besttime: 1:26.829							
1	1:34.616	37.478	166	27.339	120	29.799	199	5	1:38.618	31.479	167	26.657	123	40.482	
2	1:30.504	32.469	164	27.256	126	30.779	184	6	5:57.722	5:00.368	166	27.194	126	30.160	201
3	1:34.089	32.321	166	27.165	125	34.603		7	1:27.797	32.112	167	26.992	124	28.693	206
4	2:18.093	1:21.864	167	26.957	123	29.272	202	8	3:48.929	2:39.454	147	30.450	117	39.025	

2 Serguei Afanasiev, RUS/ Alen Simonsen, AUS								theoretical besttime: 1:28.170							
1	1:47.663	45.545	148	29.288	118	32.830	199	5	1:43.992	33.825	137	33.077	112	37.090	
2	1:31.053	32.882	166	27.115	127	31.056	190	6	5:18.822	4:20.771	165	27.525	124	30.526	201
3	1:32.548	32.678	167	27.108	130	32.762		7	1:28.397	32.235	167	27.019	133	29.143	206
4	2:42.743	1:45.139	159	27.541	123	30.063	204	8	1:36.714	32.008	163	28.150	123	36.556	

3 Petr Charouz, CZE/ Jan Stovicek, CZE								theoretical besttime: 1:36.658							
1	3:17.686	2:10.590	130	31.782	110	35.314	185	5	6:45.360	5:42.562	158	30.642	105	32.156	196
2	1:43.763	39.116	141	32.157	108	32.490	194	6	3:49.707	2:46.048	118	31.507	111	32.152	193
3	1:39.063	36.776	131	29.829	102	32.458	196	7	1:41.783	35.800	166	28.706	113	37.277	
4	1:45.337	36.117	166	28.764	116	40.456									

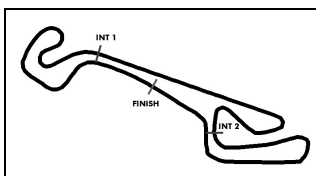
5 Anthony Kumpen, BEL/ Enzo Ide, BEL								theoretical besttime: 1:27.539							
1	1:45.473	44.744	162	28.459	124	32.270	198	6	6:58.799	5:59.374	165	28.184	117	31.241	197
2	1:31.955	33.096	165	27.188	122	31.671	195	7	1:30.416	32.613	168	27.450	118	30.353	201
3	1:28.680	32.295	166	27.006	126	29.379	201	8	1:33.387	32.159	167	27.345	116	33.883	205
4	1:27.774	31.966	166	26.845	127	28.963	202	9	1:27.862	31.862	168	27.010	125	28.990	205
5	1:30.723	32.067	168	26.714	132	31.942		10	1:47.611	34.420	131	33.503	97	39.688	

6 Armaan Ebrahim, IND/ Julien Jousse, FRA								theoretical besttime: 1:27.283							
1	1:56.558	47.270	161	32.058	55	37.230	195	6	5:03.046	4:03.699	163	28.488	121	30.859	197
2	1:29.145	32.452	165	27.431	124	29.262	199	7	1:33.025	34.676	146	28.438	122	29.911	
3	1:34.205	32.992	163	27.707	128	33.506		8	1:31.876	31.368	162	26.970	133	33.538	199
4	2:55.973	1:59.206	153	27.822	130	28.945	199	9	1:30.144	31.891	165	28.200	115	30.053	202
5	1:44.806	37.317	148	29.721	113	37.768		10	1:45.901	32.891	142	32.935	105	40.075	

7 Matheus Stumpf, BRA/ Claudio Ricci, BRA								theoretical besttime: 1:27.948							
1	2:35.849	1:33.241	146	30.595	112	32.013	196	6	6:01.702	5:00.900	162	28.931	111	31.871	198
2	1:32.289	34.069	166	27.642	121	30.578	197	7	1:34.094	32.394	166	28.317	121	33.383	205
3	1:29.960	32.855	165	27.296	128	29.809	202	8	1:28.334	32.072	167	27.148	128	29.114	205
4	1:28.652	32.353	167	27.109	129	29.190	205	9	1:32.744	32.046	167	30.005	100	30.693	205
5	1:38.165	31.725	166	27.310	104	39.130		10	1:47.160	34.237	154	32.841	114	40.082	

8 Rajan Mascarello, BRA/ Felipe Tozzo, BRA								theoretical besttime: 1:31.346							
1	5:06.744	4:02.807	146	32.356	109	31.581	195	5	1:31.522	33.410	165	27.980	121	30.132	200
2	1:33.947	34.270	164	28.709	111	30.968	197	6	1:34.770	34.048	154	30.314	117	30.408	197
3	1:41.366	34.567	164	27.963	115	38.836		7	1:43.041	33.251	166	28.323	112	41.467	
4	6:53.507	5:53.494	163	29.024	109	30.989	196								

9 Sebastien Loeb, FRA/ Alvaro Parente, PRT								theoretical besttime: 1:26.786							
1	3:40.952	2:40.226	164	30.542	102	30.184	202	6	1:29.667	32.476	173	27.528	116	29.663	209
2	1:37.243	31.874	173	26.674	121	38.695	206	7	1:33.108	31.613	174	28.194	102	33.301	208
3	1:26.840	31.613	174	26.584	125	28.643	206	8	1:28.753	31.955	173	28.209	127	28.589	
4	1:45.791	32.024	172	32.257	61	41.510		9	1:40.209	31.723	173	31.815	105	36.671	
5	6:11.660	5:12.587	170	27.981	119	31.092	204								



FIA GT Series

Lap analysis Qualifying 2



Provisional

Circuit Paul Armagnac Nogaro, Length: 3636 m

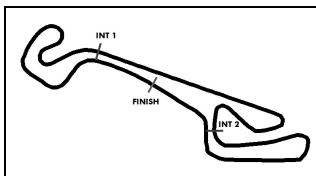
Air temperature: 15.8°C

Track temperature: 15.6°C

Weather condition: Dry

Saturday 30.3.2013 15:37

Lap	Time	SE1	SP1	SE2	SP2	SE3	SP3	Lap	Time	SE1	SP1	SE2	SP2	SE3	SP3
10 Andreas Zuber, AUT/ Mike Parisy, FRA								theoretical besttime: 1:26.639							
1	2:52.096	1:54.215	163	28.184	118	29.697	201	5	1:48.177	31.592	173	32.423	90	44.162	
2	1:27.334	32.066	171	26.417	127	28.851	207	6	7:21.735	6:18.469	158	33.630	125	29.636	205
3	1:26.804	31.477	173	26.391	132	28.936	208	7	1:31.498	32.810	171	29.322	116	29.366	208
4	1:32.096	33.114	152	30.211	117	28.771	209	8	1:41.317	31.671	171	26.888	101	42.758	
11 Stephane Ortelli, MCO/ Laurens Vanthoor, BEL								theoretical besttime: 1:26.670							
1	1:43.738	44.232	165	28.116	129	31.390	198	4	1:30.234	31.357	168	29.536	114	29.341	204
2	1:31.682	32.284	169	26.897	125	32.501	202	5	1:29.290	31.828	168	26.859	127	30.603	204
3	1:26.670	31.154	168	26.696	126	28.820	203	6	1:42.109	34.159		31.453	111	36.497	
12 Niki Mayr-Melnhof, AUT/ Rene Rast, DEU								theoretical besttime: 1:26.904							
1	1:37.568	39.791	161	27.462	117	30.315	198	5	1:40.336	32.783	148	34.341	106	33.212	
2	1:28.264	32.198	163	26.881	126	29.185	201	6	6:56.496	5:58.112	163	27.447	120	30.937	199
3	1:28.345	31.866	167	27.266	127	29.213	203	7	1:27.107	31.896	166	26.684	129	28.527	203
4	1:27.580	31.785	167	26.592	131	29.203	204	8	1:37.769	33.166	158	29.581	122	35.022	
13 Frank Stippler, DEU/ Edward Sandstrom, SWE								theoretical besttime: 1:26.961							
1	1:40.176	40.605	163	28.909	127	30.662	203	6	1:40.747	31.874	158	29.664	116	39.209	
2	1:28.067	31.829	168	27.104	130	29.134	206	7	5:27.850	4:29.773	164	27.774	118	30.303	199
3	1:27.884	31.592	165	27.161	126	29.131	204	8	1:27.594	31.853	167	27.087	127	28.654	206
4	1:27.000	31.549	167	26.758	126	28.693	206	9	1:37.027	34.154	165	28.291	119	34.582	
5	1:28.318	32.247	166	26.961	126	29.110	204								
14 Carlos Viera, PRT/ Cesar Campanico, PRT								theoretical besttime: 1:27.174							
1	3:12.190	2:06.853	118	34.644	118	30.693	195	5	7:13.470	6:11.610	155	29.841	109	32.019	196
2	1:28.769	32.261	166	27.042	127	29.466	200	6	1:31.867	33.076	165	28.684	115	30.107	203
3	1:27.174	31.613	166	26.592	131	28.969	204	7	1:32.562	32.649	160	29.372	117	30.541	204
4	1:30.950	32.035	164	27.027	129	31.888		8	1:46.154	32.134	162	29.398	96	44.622	
16 Daniel Keilwitz, DEU/ Niclas Kentenich, DEU								theoretical besttime: 1:29.153							
1	3:19.999	2:18.135	161	29.180	117	32.684		5	1:42.766	35.063	151	30.835	104	36.868	
2	1:32.004	33.951	166	27.680	130	30.373	197	6	5:35.870	4:36.466	165	28.478	119	30.926	196
3	1:29.790	32.462	166	27.220	123	30.108	199	7	1:29.463	32.400	167	27.530	120	29.533	202
4	1:33.435	33.683	144	29.745	121	30.007	201	8	1:36.983	34.231	146	31.886	106	30.866	
21 Riccardo Zonta, BRA/ Sergio Jimenez, BRA								theoretical besttime: 1:27.510							
1	3:22.182	2:22.870	156	28.500	124	30.812	195	6	5:27.021	4:25.103		28.927	117	32.991	186
2	1:34.413	35.835	165	27.731	122	30.847	190	7	1:29.659	33.213	166	27.297	132	29.149	202
3	1:28.379	32.292	165	26.963	125	29.124	201	8	1:29.503	32.117	156	28.418	131	28.968	204
4	1:27.860	31.837	166	26.941	128	29.082	202	9	1:32.121	31.601	164	26.995	127	33.525	176
5	1:41.670	31.603	165	33.558	107	36.509		10	2:02.411	42.974	111	38.340	102	41.097	
25 Dominik Baumann, AUT/ Hari Proczyk, AUT								theoretical besttime: 1:28.147							
1	2:02.740	52.733	144	29.830	79	40.177	192	6	6:31.775	5:31.261	166	28.971	111	31.543	199
2	1:32.017	34.475	169	27.172	118	30.370	200	7	1:28.147	32.265	168	26.725	128	29.157	201
3	1:29.363	32.334	169	27.054	123	29.975	201	8	1:35.498	33.691	162	29.448	114	32.359	
4	1:35.595	33.433	159	30.129	102	32.033		9	1:32.973	34.152	161	28.030	111	30.791	203
5	1:38.827	33.563	154	28.554	112	36.710		10	1:55.329	39.352	151	33.214	91	42.763	
28 Karun Chandhok, IND/ Jan Seyffarth, DEU								theoretical besttime: 1:27.357							
1	1:58.841	50.607	136	31.175	77	37.059	199	6	1:49.018	39.866	132	33.076	112	36.076	
2	1:28.598	31.999		27.005	129	29.594	194	7	5:39.509	4:39.462	165	29.392	118	30.655	204
3	1:32.756	31.893	166	28.929	103	31.934	204	8	1:29.524	31.559	168	26.517	130	31.448	206
4	1:28.305	31.725	167	26.819	137	29.761	202	9	1:27.920	31.542	166	26.717	131	29.661	205
5	1:34.173	35.138	149	29.737	127	29.298	179	10	1:44.341	31.945	167	26.727	130	45.669	



FIA GT Series

Lap analysis Qualifying 2



Provisional

Circuit Paul Armagnac Nogaro, Length: 3636 m

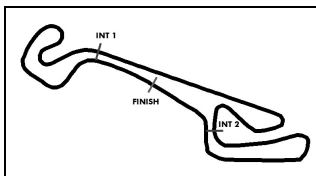
Air temperature: 15.8°C

Track temperature: 15.6°C

Weather condition: Dry

Saturday 30.3.2013 15:37

Lap	Time	SE1	SP1	SE2	SP2	SE3	SP3	Lap	Time	SE1	SP1	SE2	SP2	SE3	SP3
30 Jean Luc Beaubelique, FRA/ Soheil Ayari, FRA								theoretical besttime: 1:29.656							
1	1:52.683	46.835	161	28.866	122	36.982	194	3	1:30.921	33.486	167	26.952	131	30.483	199
2	1:29.656	32.609	167	26.952	131	30.095	200								
31 Gerard Tonelli, FRA/ Fabien Barthez, FRA								theoretical besttime: 1:29.271							
1	2:00.557	54.320	162	29.314	80	36.923	186	6	2:09.747	43.428	102	39.942	91	46.377	
2	1:31.365	33.323	164	27.630	116	30.412	197	7	4:50.522	3:40.921	155	29.234	109	40.367	
3	1:34.233	32.382	165	29.098	109	32.753	196	8	1:47.699	49.876	167	27.602		30.221	199
4	1:31.918	32.502	166	28.188	117	31.228	194	9	1:29.493	32.454	164	27.333	124	29.706	204
5	1:29.426	32.467	165	27.243	128	29.716	201	10	1:46.458	32.322	165	27.307	120	46.829	
32 Wolfgang Reip, BEL/ Mark Shulzhitskiy, RUS								theoretical besttime: 1:28.983							
1	3:27.457	2:23.936	153	30.737	113	32.784	187	5	1:55.299	40.608	147	35.637	103	39.054	
2	1:34.780	33.912	166	28.249	116	32.619	197	6	6:37.776	5:39.909	166	28.141	125	29.726	200
3	1:31.177	33.657	168	27.672		29.848	199	7	1:29.050	32.281		27.539	121	29.230	203
4	1:30.767	33.421	167	27.821	126	29.525	200	8	1:38.527	32.351	166	27.472	126	38.704	
35 Lucas Ordonez, ESP/ Alex Buncombe, GBR								theoretical besttime: 1:26.777							
1	2:58.322	1:57.213	161	29.513	105	31.596	200	5	1:49.559	34.140	150	33.689	94	41.730	
2	1:28.406	32.418	168	26.828	128	29.160	203	6	8:09.048	7:10.766	165	28.101	114	30.181	
3	1:27.145	31.575	167	26.759	131	28.811	205	7	1:35.250	33.511	157	29.615	106	32.124	205
4	1:27.166	31.767	167	26.956	126	28.443	205	8	1:41.329	33.387	166	30.854		37.088	



FIA GT Series

Results Superpole

Provisional



France
29 March-1 April 2013

Circuit Paul Armagnac Nogaro, Length: 3636 m

Air temperature: 8.8°C

Track temperature: 8.9°C

Weather condition: Dry

Amended
31.3.2013 - 8:19

Saturday 30.3.2013 16:00

started : 8 classified : 8 not classified : 0

	Drivers	Team	Car	Lap	Best Time	Gap	Diff	Kph	Day Time
1	12 N.Mayr-Melnhof/R.Rast	Belgian Audi Club Team WRT	Audi R8 LMS	2	1:26.091				16:15:39
2	9 S.Loeb/A.Parente	Sebastien Loeb Racing	McLaren MP4-12C	3	1:26.210	0.119	0.119		16:17:58
3	13 F.Stippler/E.Sandstrom	Belgian Audi Club Team WRT	Audi R8 LMS	3	1:26.528	0.437	0.318		16:17:27
4	11 S.Ortelli/L.Vanthoor	Belgian Audi Club Team WRT	Audi R8 LMS	2	1:26.779	0.688	0.251		16:16:51
5	14 C.Viera/C.Campanico	Novadriver	Audi R8 LMS	3	1:26.862	0.771	0.083		16:16:36
6	0 C.Bueno/A.Khodair	BMW Team Brazil	BMW E89 Z4	3	1:27.110	1.019	0.248		16:17:01
7	35 L.Ordonez/A.Buncombe	Nissan GT Academy Team RJN	Nissan GT-R Nismo GT3	2	1:27.436	1.345	0.326		16:15:26
8	5 A.Kumpen/E.Ide	Phoenix Racing	Audi R8 LMS	2	1:27.474	1.383	0.038		16:14:25

Following stewards decision no. 12 - cancelation of all times for the car no. 10

Publications Time:

Race Director:

Time Keeping:

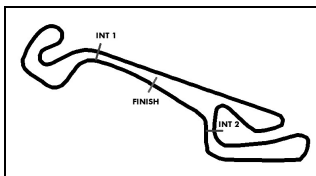
BLANCPAIN Timing

ver: 1.1

www.fiagtseries.com

Page 1/ 1 printed: 31.3.2013 8:19





FIA GT Series

Class results Superpole



Provisional

Circuit Paul Armagnac Nogaro, Length: 3636 m

Air temperature: 14.5°C

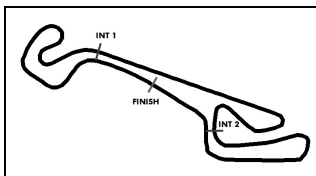
Track temperature: 14.3°C

Weather condition: Dry

Saturday 30.3.2013 16:00

started : 9 classified : 9 not classified : 0

Drivers	Team	Car	Lap	Best Time	Gap	Diff	Kph	Day Time
CLASS: PRO CUP								
Started: 6 Classified: 6 Not Classified: 0								
1 10 A.Zuber/M.Parisy	Sebastien Loeb Racing	McLaren MP4-12C	3	1:26.100	0.009	0.009		16:18:12
2 9 S.Loeb/A.Parente	Sebastien Loeb Racing	McLaren MP4-12C	3	1:26.210	0.119	0.110		16:17:58
3 13 F.Stippler/E.Sandstrom	Belgian Audi Club Team WRT	Audi R8 LMS	3	1:26.528	0.437	0.318		16:17:27
4 11 S.Ortelli/L.Vanthoor	Belgian Audi Club Team WRT	Audi R8 LMS	2	1:26.779	0.688	0.251		16:16:51
5 0 C.Bueno/A.Khodair	BMW Team Brazil	BMW E89 Z4	3	1:27.110	1.019	0.248		16:17:01
6 5 A.Kumpen/E.Ide	Phoenix Racing	Audi R8 LMS	2	1:27.474	1.383	0.038		16:14:25



FIA GT Series

Class results Superpole



Provisional

Circuit Paul Armagnac Nogaro, Length: 3636 m

Air temperature: 14.5°C

Track temperature: 14.3°C

Weather condition: Dry

Saturday 30.3.2013 16:00

started : 9 classified : 9 not classified : 0

Drivers	Team	Car	Lap	Best Time	Gap	Diff	Kph	Day Time
CLASS: PRO-AM CUP								
Started: 3			Classified: 3			Not Classified: 0		
1 12 N.Mayr-Melnhof/R.Rast	Belgian Audi Club Team WRT	Audi R8 LMS	2	1:26.091				16:15:39
2 14 C.Viera/C.Campanico	Novadriver	Audi R8 LMS	3	1:26.862	0.771	0.083		16:16:36
3 35 L.Ordonez/A.Buncombe	Nissan GT Academy Team RJN	Nissan GT-R Nismo GT3	2	1:27.436	1.345	0.326		16:15:26

Publications Time:

Race Director:

Time Keeping:

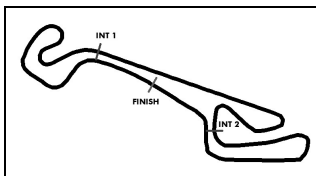
BLANCPAIN Timing

ver: 1.0

www.fiagtseries.com

Page 2/ 2 printed: 30.3.2013 16:22





FIA GT Series

Lap analysis Superpole



Provisional

Circuit Paul Armagnac Nogaro, Length: 3636 m

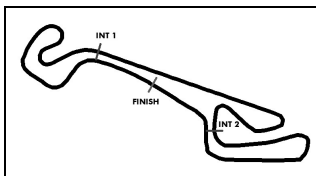
Air temperature: 14.5°C

Track temperature: 14.4°C

Weather condition: Dry

Saturday 30.3.2013 16:00

Lap	Time	SE1	SP1	SE2	SP2	SE3	SP3	Lap	Time	SE1	SP1	SE2	SP2	SE3	SP3
0 Carlos Bueno, BRA/ Allam Khodair, BRA								theoretical besttime: 1:27.110							
1	3:06.518	2:09.710	156	27.807	126	29.001	203	3	1:27.110	31.503	163	27.070	130	28.537	203
2	1:27.547	31.673	163	27.148	125	28.726	204	4	1:54.416	36.665	128	35.342	97	42.409	
5 Anthony Kumpen, BEL/ Enzo Ide, BEL								theoretical besttime: 1:27.063							
1	1:57.953	52.196	123	36.381	101	29.376	205	3	1:29.483	31.541	167	26.856	127	31.086	201
2	1:27.474	31.483	167	27.267	125	28.724		4	1:55.381	35.950	152	36.874	96	42.557	
9 Sebastien Loeb, FRA/ Alvaro Parente, PRT								theoretical besttime: 1:26.202							
1	4:06.265	3:10.375	171	27.073	123	28.817	207	3	1:26.210	31.534	171	26.468	125	28.208	208
2	1:26.435	31.526	172	26.586	125	28.323	209	4	1:34.408	32.948	173	27.907	116	33.553	
10 Andreas Zuber, AUT/ Mike Parisy, FRA								theoretical besttime: 1:26.100							
1	4:18.887	3:21.864	166	28.271	122	28.752	207	3	1:26.100	31.340	173	26.409	134	28.351	207
2	1:27.264	31.346	173	27.261	127	28.657	208	4	1:36.115	32.612	165	29.121	114	34.382	
11 Stephane Ortelli, MCO/ Laurens Vanthoor, BEL								theoretical besttime: 1:26.754							
1	4:24.858	3:28.566	165	27.360	125	28.932	207	3	1:26.973	31.479	168	26.815	127	28.679	206
2	1:26.779	31.504	167	26.719	129	28.556	207	4	1:34.466	33.024	165	27.551	120	33.891	
12 Niki Mayr-Melnhof, AUT/ Rene Rast, DEU								theoretical besttime: 1:26.044							
1	3:13.091	2:17.037	164	27.441	123	28.613	205	3	1:26.723	31.535	166	26.674	129	28.514	203
2	1:26.091	31.155	164	26.721	130	28.215	207	4	1:35.150	33.146	164	28.167	118	33.837	
13 Frank Stippler, DEU/ Edward Sandstrom, SWE								theoretical besttime: 1:26.528							
1	3:33.550	2:36.866	166	27.474	107	29.210		3	1:26.528	31.567	167	26.654	120	28.307	206
2	1:27.698	31.832	166	27.085	112	28.781	207	4	1:38.426	32.329	167	26.858	126	39.239	
14 Carlos Viera, PRT/ Cesar Campanico, PRT								theoretical besttime: 1:26.822							
1	2:42.474	1:45.405		27.495	124	29.574	204	3	1:26.862	31.372	166	26.782	130	28.708	207
2	1:27.449	31.869	165	26.912	129	28.668	207	4	1:36.479	32.122	164	27.912	117	36.445	
35 Lucas Ordonez, ESP/ Alex Buncombe, GBR								theoretical besttime: 1:27.249							
1	2:58.745	2:00.251	165	28.410	116	30.084	205	3	1:27.701	31.587	165	27.367	124	28.747	206
2	1:27.436	31.738	166	26.921	128	28.777	206	4	1:32.433	31.581	165	27.154	132	33.698	



FIA GT Series

Start Grid Qualifying Race

Provisional

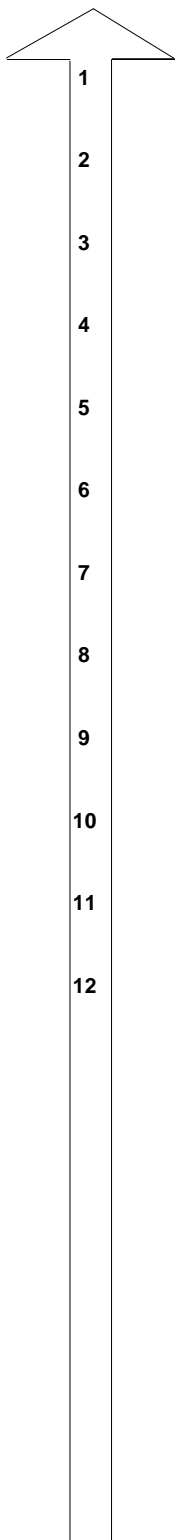
Amended
31.3.2013 - 8:24

Circuit Paul Armagnac Nogaro, Length: 3636 m
 Air temperature: 9.0°C
 Track temperature: 9.1°C
 Weather condition: Dry

Sunday 31.3.2013 14:15

POLE POSITION

12 Belgian Audi Club Team WRT Niki Mayr-Melnhof/ Rene Rast
13 Belgian Audi Club Team WRT Frank Stippler/ Edward Sandstrom
0 BMW Team Brazil Carlos Bueno/ Allam Khodair
5 Phoenix Racing Anthony Kumpen/ Enzo Ide
1 HTP Gravity Charouz Maximilian Buhk/ Alan Day
28 SMS Seyffarth Motorsport Karun Chandhok/ Jan Seyffarth
7 ACL by Rodrive Competicoes Matheus Stumpf/ Claudio Ricci
14 Novadriver Carlos Viera/ Cesar Campanico
6 Team India by BMW Team India Armaan Ebrahim/ Julien Jousse
16 Doerr Motorsport Daniel Keilwitz/ Niclas Kntenich
8 ACL by Rodrive Competicoes Raijan Mascarello/ Felipe Tozzo
51 AF Corse Fabio Odiini/ Filip Salaquarda



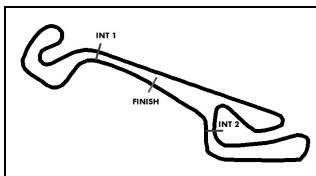
9 Sebastien Loeb Racing Sebastien Loeb/ Alvaro Parente
11 Belgian Audi Club Team WRT Stephane Ortelli/ Laurens Vanthoor
35 Nissan GT Academy Team RJN Lucas Ordenez/ Alex Buncombe
10 Sebastien Loeb Racing Andreas Zuber/ Mike Parisy
21 BMW Team Brazil Riccardo Zonta/ Sergio Jimenez
25 GRT Grasser Racing Team Dominik Baumann/ Hari Proczyk
2 HTP Gravity Charouz Serguei Afanasiev/ Alen Simonsen
32 Nissan GT Academy Team RJN Wolfgang Reip/ Mark Shulzhitskiy
31 SOFREV ASP by Jerome Policand Gerard Tonelli/ Fabien Barthez
30 SOFREV ASP by Jean-Luc Beube Jean Luc Beaubelique/ Soheil Ayari
3 HTP Gravity Charouz Petr Charouz/ Jan Stovicek

Following stewards decision no. 9 - drop of 10 grid positions the car no. 14

Publications Time:

Race Director:

Time Keeping:



FIA GT Series

Results Qualifying Race



Provisional

Circuit Paul Armagnac Nogaro, Length: 3636 m

Air temperature: 16.8°C

Track temperature: 19.6°C

Weather condition: Dry

Sunday 31.3.2013 14:15

started : 23 classified : 19 not classified : 4

	Drivers	Team	Car	Laps	Total Time	Gap	Kph	Lap	Time	Kph
1	9 S.Loeb/A.Parente	Sebastien Loeb Racing	McLaren MP4-12C	39	1:00:20.554		141.0	4	1:28.176	148.4
2	12 N.Mayr-Melnhof/R.Rast	Belgian Audi Club Team WRT	Audi R8 LMS	39	1:00:25.877	5.323	140.8	4	1:28.178	148.4
3	1 M.Buhk/A.Day	HTP Gravity Charouz	Mercedes SLS AMG GT3	39	1:00:26.065	5.511	140.8	24	1:28.282	148.3
4	5 A.Kumpen/E.Ide	Phoenix Racing	Audi R8 LMS	39	1:00:45.811	25.257	140.0	38	1:29.226	146.7
5	14 C.Viera/C.Campanico	Novadrivier	Audi R8 LMS	39	1:00:46.482	25.928	140.0	24	1:28.863	147.3
6	28 K.Chandhok/J.Seyffarth	SMS Seyffarth Motorsport	Mercedes SLS AMG GT3	39	1:01:01.642	41.088	139.4	6	1:28.933	147.2
7	0 C.Bueno/A.Khodair	BMW Team Brazil	BMW E89 Z4	39	1:01:08.200	47.646	139.2	5	1:28.735	147.5
8	21 R.Zonta/S.Jimenez	BMW Team Brazil	BMW E89 Z4	39	1:01:09.832	49.278	139.1	25	1:29.494	146.3
9	7 M.Stumpf/C.Ricci	ACL by Rodrive Competicoes	Ford GT	39	1:01:19.406	58.852	138.7	24	1:28.890	147.3
10	10 A.Zuber/M.Parisy	Sebastien Loeb Racing	McLaren MP4-12C	39	1:01:20.492	59.938	138.7	12	1:28.488	147.9
11	6 A.Ebrahim/J.Jousse	Team India by BMW Team India	BMW E89 Z4	39	1:01:25.050	1:04.496	138.5	6	1:29.279	146.6
12	25 D.Baumann/H.Proczyk	GRT Grasser Racing Team	Lamborghini LP560-4	39	1:01:28.535	1:07.981	138.4	22	1:28.927	147.2
13	2 S.Afanasyev/A.Simonsen	HTP Gravity Charouz	Mercedes SLS AMG GT3	39	1:01:29.621	1:09.067	138.4	23	1:29.002	147.1
14	32 W.Reip/M.Shulzhitskiy	Nissan GT Academy Team RJN	Nissan GT-R Nismo GT3	39	1:01:39.698	1:19.144	138.0	22	1:29.166	146.8
15	31 G.Tonelli/F.Barthez	SOFREV ASP by Jerome Policand	Ferrari 458 Italia GT3	38	1:01:07.432	1 LAP	135.6	23	1:30.347	144.9
16	11 S.Ortelli/L.Vanthoor	Belgian Audi Club Team WRT	Audi R8 LMS	38	1:01:11.883	1 LAP	135.5	6	1:28.988	147.1
17	8 R.Mascarello/F.Tozzo	ACL by Rodrive Competicoes	Ford GT	37	1:00:38.189	2LAPS	133.1	6	1:31.706	142.7
18	3 P.Charouz/J.Stovicek	HTP Gravity Charouz	Mercedes SLS AMG GT3	37	1:00:45.663	2LAPS	132.8	6	1:32.400	141.7
19	35 L.Ordonez/A.Buncombe	Nissan GT Academy Team RJN	Nissan GT-R Nismo GT3	36	57:30.096	3LAPS	136.6	5	1:28.919	147.2
not classified										
16	D.Keilwitz/N.Kentenich	Doerr Motorsport	McLaren MP4-12C	18	28:45.683	21LAPS	136.5	5	1:30.036	145.4
13	F.Stippler/E.Sandstrom	Belgian Audi Club Team WRT	Audi R8 LMS	17	26:47.468	22LAPS	138.4	6	1:28.458	148.0
30	J.Beaubelique/S.Ayari	SOFREV ASP by Jean-Luc Beaub	Ferrari 458 Italia GT3	1	2:00.914	38LAPS				
did not started										
51	F.Odini/F.Salaquarda	AF Corse	Ferrari 458 Italia GT3							

Fastest lap of the race. Car 9 driver Parente on lap 4. Time 1:28.176, average speed 148.4 km/h.

Publications Time:

Race Director:

Time Keeping:

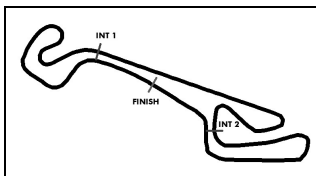
BLANCPAIN Timing

ver: 1.0

www.fiagtseries.com

Page 1/ 1 printed: 31.3.2013 15:18





FIA GT Series

Class results Qualifying Race



Provisional

Circuit Paul Armagnac Nogaro, Length: 3636 m

Air temperature: 15.6°C

Track temperature: 19.2°C

Weather condition: Dry

Sunday 31.3.2013 14:15

started : 23 classified : 19 not classified : 4

Drivers	Team	Car	Laps	Time	Gap	Kph	Best Lap
---------	------	-----	------	------	-----	-----	----------

CLASS: PAM

Started: 9

Classified: 8

Not Classified: 1

1	12	Mayr-Melnhof/Rast	Belgian Audi Club Team WRT(Bi	Audi R8 LMS	39	1:00:25.877	5.323	140.8	1:28.178	4
2	14	Viera/Campanico	Novadrivier(PRT)	Audi R8 LMS	39	1:00:46.482	25.928	140.0	1:28.863	24
3	7	Stumpf/Ricci	ACL by Rodrive Competicoes(PF	Ford GT	39	1:01:19.406	58.852	138.7	1:28.890	24
4	6	Ebrahim/Jousse	Team India by BMW Team India(BMW E89 Z4	39	1:01:25.050	1:04.496	138.5	1:29.279	6
5	25	Baumann/Proczyk	GRT Grasser Racing Team(AUT	Lamborghini LP560-4	39	1:01:28.535	1:07.981	138.4	1:28.927	22
6	2	Afnasiev/Simonsen	HTP Gravity Charouz(DEU)	Mercedes SLS AMG GT3	39	1:01:29.621	1:09.067	138.4	1:29.002	23
7	32	Reip/Shulzhitskiy	Nissan GT Academy Team RJN(Nissan GT-R Nismo GT3	39	1:01:39.698	1:19.144	138.0	1:29.166	22
8	35	Ordonez/Buncombe	Nissan GT Academy Team RJN(Nissan GT-R Nismo GT3	36	57:30.096	3LAPS	136.6	1:28.919	5

not classified

30	Beaubelique/Ayari	SOFREV ASP by Jean-Luc Beau	Ferrari 458 Italia GT3	1	2:00.914	38LAPS				
----	-------------------	-----------------------------	------------------------	---	----------	--------	--	--	--	--

did not started

51	Odini/Salaquarda	AF Corse(ITA)	Ferrari 458 Italia GT3							
----	------------------	---------------	------------------------	--	--	--	--	--	--	--

Fastest lap of the class. Car 12 driver Rene Rast on lap 4. Time 1:28.178, average speed 148.4 km/h.

CLASS: PRO

Started: 10

Classified: 8

Not Classified: 2

1	9	Loeb/Parente	Sebastien Loeb Racing(FRA)	McLaren MP4-12C	39	1:00:20.554		141.0	1:28.176	4
2	1	Buhk/Day	HTP Gravity Charouz(DEU)	Mercedes SLS AMG GT3	39	1:00:26.065	5.511	140.8	1:28.282	24
3	5	Kumpen/Ide	Phoenix Racing(DEU)	Audi R8 LMS	39	1:00:45.811	25.257	140.0	1:29.226	38
4	28	Chandhok/Seyffarth	SMS Seyffarth Motorsport(DEU)	Mercedes SLS AMG GT3	39	1:01:01.642	41.088	139.4	1:28.933	6
5	0	Bueno/Khodair	BMW Team Brazil(BRA)	BMW E89 Z4	39	1:01:08.200	47.646	139.2	1:28.735	5
6	21	Zonta/Jimenez	BMW Team Brazil(BRA)	BMW E89 Z4	39	1:01:09.832	49.278	139.1	1:29.494	25
7	10	Zuber/Parisy	Sebastien Loeb Racing(FRA)	McLaren MP4-12C	39	1:01:20.492	59.938	138.7	1:28.488	12
8	11	Ortelli/Vanthoor	Belgian Audi Club Team WRT(Bi	Audi R8 LMS	38	1:01:11.883	1 LAP	135.5	1:28.988	6

not classified

16	Keilwitz/Kentenich	Doerr Motorsport(DEU)	McLaren MP4-12C	18	28:45.683	21LAPS		136.5	1:30.036	5
13	Stippler/Sandstrom	Belgian Audi Club Team WRT(Bi	Audi R8 LMS	17	26:47.468	22LAPS		138.4	1:28.458	6

Fastest lap of the class. Car 9 driver Alvaro Parente on lap 4. Time 1:28.176, average speed 148.4 km/h.

CLASS: GTR

Started: 3

Classified: 3

Not Classified: 0

1	31	Tonelli/Barthez	SOFREV ASP by Jerome Policar	Ferrari 458 Italia GT3	38	1:01:07.432	1 LAP	135.6	1:30.347	23
2	8	Mascarello/Tozzo	ACL by Rodrive Competicoes(PF	Ford GT	37	1:00:38.189	2LAPS	133.1	1:31.706	6
3	3	Charouz/Stovicek	HTP Gravity Charouz(CZE)	Mercedes SLS AMG GT3	37	1:00:45.663	2LAPS	132.8	1:32.400	6

Fastest lap of the class. Car 31 driver Gerard Tonelli on lap 4. Time 1:30.347, average speed 144.9 km/h.

Fastest lap of the race. Car 9 driver Parente on lap 4. Time 1:28.176, average speed 148.4 km/h.

Publications Time:

Race Director:

Time Keeping:

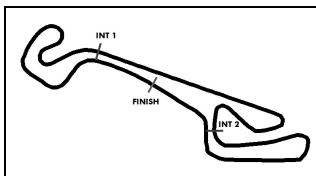
BLANCPAIN Timing

ver: 1.0

www.fiagtseries.com

Page 1/ 1 printed: 31.3.2013 15:22





FIA GT Series

Lap analysis Qualifying Race



Provisional

Circuit Paul Armagnac Nogaro, Length: 3636 m

Air temperature: 16.8°C

Track temperature: 19.6°C

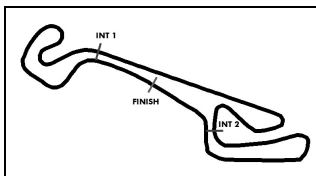
Weather condition: Dry

Sunday 31.3.2013 14:15

Lap	Time	SE1	SP1	SE2	SP2	SE3	SP3	Lap	Time	SE1	SP1	SE2	SP2	SE3	SP3
0 Carlos Bueno, BRA/ Allam Khodair, BRA								theoretical besttime: 1:28.587							
1	1:34.309	36.129	163	27.803	125	30.377	130	21	1:30.335	32.567	163	27.843	131	29.925	201
2	2:07.316	40.270	96	43.498	93	43.548	116	22	1:35.783	34.459	152	29.575	122	31.749	195
3	2:14.274	48.401	90	40.910	65	44.963	201	23	1:39.759	36.748	117	31.053	127	31.958	179
4	1:29.248	32.559	161	27.566	126	29.123	203	24	1:36.214	35.447	145	30.926	127	29.841	201
5	1:28.735	32.267	164	27.336	127	29.132	203	25	1:29.764	32.871	163	27.444	130	29.449	204
6	1:28.810	32.128	164	27.507	124	29.175	203	26	1:29.607	32.336	164	27.783	131	29.488	202
7	1:29.176	32.226	163	27.591	124	29.359	202	27	1:29.400	32.412	164	27.523	128	29.465	203
8	1:29.582	32.519	163	27.531	129	29.532	202	28	1:30.186	32.752	163	27.851	125	29.583	204
9	1:29.658	32.571	163	27.673	127	29.414	202	29	1:30.468	32.768	161	27.927	122	29.773	204
10	1:29.746	32.512	163	27.682	127	29.552	201	30	1:30.141	32.730	162	27.767	127	29.644	203
11	1:29.429	32.549	163	27.526	126	29.354	202	31	1:29.805	32.405	163	27.627	124	29.773	203
12	1:29.790	32.500	163	27.689	125	29.601	203	32	1:30.164	32.751	162	27.753	120	29.660	203
13	1:29.566	32.539	163	27.539	126	29.488	203	33	1:30.371	32.861	163	27.824	129	29.686	202
14	1:29.503	32.530	163	27.531	127	29.442	202	34	1:30.696	32.956	158	27.986	124	29.754	202
15	1:30.027	32.737	162	27.598	126	29.692	201	35	1:29.817	32.540	162	27.841	128	29.436	203
16	1:30.170	32.595	163	27.614	120	29.961	199	36	1:29.973	32.612	160	27.790	125	29.571	203
17	1:30.027	32.685	164	27.672	122	29.670	201	37	1:30.091	32.605	162	27.710	125	29.776	193
18	1:34.725	33.680	163	27.848	123	33.197		38	1:30.473	33.206	163	27.619	116	29.648	203
19	2:20.807	1:23.182	161	27.796	129	29.829	201	39	1:29.516	32.470	164	27.581	129	29.465	204
20	1:30.739	32.902	162	28.095	132	29.742	202								

1 Maximilian Buhk, DEU/ Alan Day, ISR								theoretical besttime: 1:28.090							
1	1:40.315	39.956	160	28.050	122	32.309	141	21	1:28.985	32.188	167	27.287	125	29.510	207
2	2:08.903	40.606	113	43.715	89	44.582	105	22	1:28.695	32.271	167	27.343	128	29.081	208
3	2:10.372	47.401	93	41.596	98	41.375	201	23	1:28.324	32.188	167	27.251	127	28.885	208
4	1:30.395	33.104	165	28.031	120	29.260	209	24	1:28.282	32.068	167	27.194	125	29.020	208
5	1:29.512	32.550	165	27.677	119	29.285	207	25	1:28.361	32.023	167	27.370	125	28.968	209
6	1:30.129	32.944	164	27.890	121	29.295	208	26	1:28.526	32.151	167	27.257	127	29.118	208
7	1:29.924	32.783	164	27.701	122	29.440	207	27	1:28.923	32.267	167	27.391	127	29.265	204
8	1:30.990	32.965	165	28.075	121	29.950	198	28	1:28.381	32.132	166	27.187	127	29.062	208
9	1:30.751	33.125	163	28.014	108	29.612	206	29	1:28.837	32.272	167	27.394	126	29.171	208
10	1:29.742	32.870	165	27.544	119	29.328	209	30	1:28.663	32.208	166	27.324	125	29.131	207
11	1:30.265	32.770	163	27.958	118	29.537	209	31	1:28.674	32.159	166	27.370	126	29.145	208
12	1:30.537	33.332	164	27.760	123	29.445	208	32	1:28.975	32.329	166	27.391	126	29.255	208
13	1:30.590	33.077	165	27.975	120	29.538	207	33	1:29.168	32.443	166	27.397	127	29.328	208
14	1:29.705	32.495	165	27.781	121	29.429	207	34	1:28.712	32.260	166	27.270	126	29.182	208
15	1:29.686	32.656	163	27.636	122	29.394	207	35	1:28.970	32.312	166	27.435	125	29.223	208
16	1:33.374	32.826	163	27.703	121	32.845		36	1:29.329	32.394	164	27.434	129	29.501	207
17	2:12.917	1:16.078	168	27.250	126	29.589	206	37	1:30.249	33.121	164	27.372	126	29.756	208
18	1:28.884	32.351	168	27.417	126	29.116	208	38	1:30.073	33.063	167	27.464	123	29.546	208
19	1:28.634	32.548	168	27.182	126	28.904	208	39	1:31.279	32.926	166	27.948	122	30.405	202
20	1:29.034	32.496	167	27.598	124	28.940	208								

2 Serguei Afanasiev, RUS/ Alen Simonsen, AUS								theoretical besttime: 1:28.629							
1	2:08.322	40.533	164	55.946	123	31.843	198	21	1:29.363	32.472	167	27.401	122	29.490	207
2	1:46.561	35.056	164	28.696	119	42.809	106	22	1:29.293	32.557	167	27.375	127	29.361	206
3	2:09.512	47.935	62	42.394	107	39.183	197	23	1:29.002	32.468	167	27.315	123	29.219	207
4	1:31.433	33.608	165	27.717	122	30.108	205	24	1:29.495	32.526	166	27.440	123	29.529	207
5	1:30.531	33.089	164	27.587	117	29.855	205	25	1:29.269	32.645	167	27.374	123	29.250	208
6	1:31.829	33.630	163	28.006	127	30.193	202	26	1:29.041	32.366	167	27.384	122	29.291	207
7	1:32.102	33.728	164	28.392	124	29.982	204	27	1:29.613	32.559	166	27.615	124	29.439	207
8	1:30.947	32.948	165	27.674	122	30.325	195	28	1:29.496	32.547	166	27.409	124	29.540	207
9	1:30.953	33.152	165	27.961	120	29.840	202	29	1:29.497	32.634	166	27.472	121	29.391	208
10	1:30.936	33.264	164	27.842	128	29.830	204	30	1:29.270	32.502	166	27.477	122	29.291	207
11	1:30.536	32.943	163	27.746	127	29.847	202	31	1:29.687	32.821	167	27.518	121	29.348	208
12	1:30.795	33.128	164	27.894	120	29.773	205	32	1:29.732	32.831	166	27.577	122	29.324	206
13	1:30.471	32.892	164	27.857	123	29.722	205	33	1:29.587	32.904	167	27.362	122	29.321	208
14	1:30.597	32.974	164	27.775	115	29.848	204	34	1:29.216	32.451	167	27.356	123	29.409	206
15	1:30.904	33.114	163	28.010	113	29.780	204	35	1:29.283	32.525	166	27.424	120	29.334	207
16	1:33.279	33.327	164	29.088	114	30.864	197	36	1:29.989	32.643	166	27.452	115	29.894	208
17	1:32.125	33.145	163	29.125	122	29.855	205	37	1:29.533	32.691	167	27.400	122	29.442	209



FIA GT Series

Lap analysis Qualifying Race



Provisional

Circuit Paul Armagnac Nogaro, Length: 3636 m

Air temperature: 16.8°C

Track temperature: 19.6°C

Weather condition: Dry

Sunday 31.3.2013 14:15

Lap	Time	SE1	SP1	SE2	SP2	SE3	SP3	Lap	Time	SE1	SP1	SE2	SP2	SE3	SP3
18	1:34.269	33.034	164	27.985	128	33.250		38	1:29.234	32.515	166	27.390	124	29.329	208
19	2:45.553	1:49.159	167	27.044	124	29.350	208	39	1:29.327	32.713	166	27.334	124	29.280	208
20	1:29.039	32.466	167	27.303	127	29.270	208								

3 Petr Charouz, CZE/ Jan Stovicek, CZE

theoretical besttime: 1:31.489

1	1:45.288	42.535	164	30.254	116	32.499	129	20	1:35.582	35.914	161	28.595	115	31.073	200
2	2:08.872	40.920	105	44.608	112	43.344	106	21	1:34.694	34.672	163	28.688	108	31.334	201
3	2:10.169	47.960	69	42.591	103	39.618	187	22	1:34.651	35.377	165	28.610	120	30.664	201
4	1:33.084	34.693	164	28.030	121	30.361	199	23	1:33.783	34.305	162	28.443	111	31.035	199
5	1:33.213	34.107	164	28.480	121	30.626	200	24	1:34.871	34.640	165	29.236	110	30.995	201
6	1:32.400	34.230	166	28.033	122	30.137	204	25	1:35.736	34.130	163	30.432	113	31.174	200
7	1:32.508	34.233	165	27.792	122	30.483	202	26	1:36.083	34.457	162	30.567	112	31.059	197
8	1:33.431	34.437	165	28.347	124	30.647	199	27	1:33.708	34.183	164	28.570	114	30.955	202
9	1:33.711	34.670	165	28.544	118	30.497	199	28	1:33.382	34.173	162	28.440	117	30.769	203
10	1:34.023	34.351	164	28.589	118	31.083	199	29	1:33.712	34.696	164	28.290	115	30.726	200
11	1:34.899	34.673	164	28.569	122	31.657	195	30	1:34.790	35.141	162	29.030	118	30.619	199
12	1:34.974	34.675	165	28.674	119	31.625	194	31	1:34.102	34.064	164	28.443	120	31.595	203
13	1:35.088	34.758	164	28.746	114	31.584	186	32	1:32.976	34.193	163	28.419	116	30.364	202
14	1:35.390	35.129	163	28.748	116	31.513	194	33	1:32.528	33.810	165	28.195	121	30.523	200
15	1:34.736	34.753	165	28.531	116	31.452	193	34	1:33.127	33.988	163	28.474	115	30.665	200
16	1:35.382	34.823	164	28.808	113	31.751	192	35	1:33.069	33.560	163	28.286	120	31.223	202
17	1:39.578	35.303	163	28.970	109	35.305		36	1:32.729	33.685	165	28.052	123	30.992	199
18	2:51.438	1:49.664	162	29.651	104	32.123	197	37	1:32.766	33.900	163	28.077	119	30.789	200
19	1:35.190	35.340	164	28.235	123	31.615	201								

5 Anthony Kumpen, BEL/ Enzo Ide, BEL

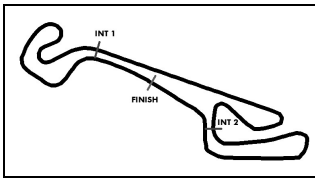
theoretical besttime: 1:29.070

1	1:38.332	39.022	164	27.882	124	31.428	130	21	1:30.238	33.124	165	27.614	121	29.500	206
2	2:08.795	40.799	107	43.913	85	44.083	114	22	1:30.387	32.972	163	27.771	119	29.644	206
3	2:11.718	48.247	96	41.101	94	42.370	203	23	1:29.636	32.741	164	27.486	123	29.409	205
4	1:29.699	33.068	166	27.454	123	29.177	208	24	1:29.623	32.791	166	27.547	118	29.285	206
5	1:29.457	32.814	165	27.321	127	29.322	207	25	1:29.435	32.699	166	27.421	119	29.315	207
6	1:29.664	32.965	163	27.340	125	29.359	206	26	1:29.529	32.713	165	27.494	121	29.322	205
7	1:30.203	32.684	165	27.566	125	29.953	205	27	1:29.880	32.887	164	27.636	117	29.357	207
8	1:31.515	33.659	164	28.014	115	29.842	205	28	1:29.929	32.865	164	27.765	117	29.299	207
9	1:30.153	33.037	165	27.486	128	29.630	205	29	1:29.915	32.819	165	27.648	121	29.448	209
10	1:29.960	32.945	166	27.456	125	29.559	208	30	1:30.041	33.010	164	27.645	119	29.386	207
11	1:29.752	32.925	163	27.493	123	29.334	207	31	1:30.187	33.044	166	27.460	123	29.683	207
12	1:30.450	32.754	165	28.073	118	29.623	207	32	1:30.275	33.126	166	27.753	118	29.396	207
13	1:29.608	32.759	165	27.519	126	29.330	208	33	1:29.686	32.780	165	27.497	118	29.409	208
14	1:30.177	32.953	166	27.588	126	29.636	205	34	1:30.169	32.964	166	27.626	120	29.579	207
15	1:29.818	32.795	165	27.485	127	29.538	204	35	1:30.077	33.046	166	27.490	121	29.541	206
16	1:32.678	32.865	165	27.601	123	32.212		36	1:29.730	32.846	166	27.501	122	29.383	207
17	2:14.712	1:17.137	161	27.815	118	29.760	206	37	1:29.666	32.832	167	27.523	120	29.311	208
18	1:29.800	32.803	164	27.557	121	29.440	208	38	1:29.226	32.572	168	27.458	119	29.196	208
19	1:30.662	32.768	164	28.136	117	29.758	206	39	1:30.715	32.949	163	27.695	122	30.071	205
20	1:30.314	32.701	164	27.600	122	30.013	199								

6 Armaan Ebrahim, IND/ Julien Jousse, FRA

theoretical besttime: 1:29.029

1	1:39.239	39.324	160	27.830	128	32.085	129	21	2:25.105	1:26.208	162	28.738	115	30.159	200
2	2:08.919	40.555	101	43.748	87	44.616	98	22	1:31.026	33.442	164	27.758	122	29.826	197
3	2:10.803	47.633	104	41.553	88	41.617	205	23	1:31.043	32.479	162	28.125	121	30.439	199
4	1:29.998	33.254	163	27.655	129	29.089	205	24	1:30.769	33.214	162	27.877	122	29.678	200
5	1:29.833	32.859	163	27.760	126	29.214	205	25	1:30.838	32.838	161	28.102	118	29.898	200
6	1:29.279	32.608	162	27.527	126	29.144	204	26	1:30.299	32.752	161	27.875	122	29.672	200
7	1:30.028	32.690	162	27.489	128	29.849	202	27	1:30.759	33.101	161	27.835	124	29.823	198
8	1:31.505	33.626	164	28.035	114	29.844	200	28	1:30.797	32.960	162	27.911	113	29.926	200
9	1:30.251	33.142	160	27.654	126	29.455	201	29	1:30.699	33.176	162	27.879	120	29.644	200
10	1:30.012	32.841	162	27.594	126	29.577	203	30	1:30.714	32.740	163	28.016	120	29.958	200
11	1:30.384	33.018	158	27.814	127	29.552	201	31	1:30.518	33.099	161	27.874	122	29.545	202
12	1:29.850	32.451	161	27.647	121	29.752	201	32	1:30.922	32.936	161	28.160	118	29.826	201
13	1:29.767	32.710	163	27.579	128	29.478	203	33	1:30.431	32.916	162	27.773	121	29.742	200
14	1:29.915	32.689	163	27.615	123	29.611	203	34	1:31.542	33.413	162	28.275	118	29.854	202



FIA GT Series

Lap analysis Qualifying Race



Provisional

Circuit Paul Armagnac Nogaro, Length: 3636 m

Air temperature: 16.8°C

Track temperature: 19.6°C

Weather condition: Dry

Sunday 31.3.2013 14:15

Lap	Time	SE1	SP1	SE2	SP2	SE3	SP3	Lap	Time	SE1	SP1	SE2	SP2	SE3	SP3
15	1:30.045	32.843	163	27.648	128	29.554	201	35	1:31.818	33.323	158	28.639	117	29.856	201
16	1:30.178	32.729	162	27.745	126	29.704	201	36	1:40.582	33.051	161	37.818	117	29.713	202
17	1:29.804	32.638	162	27.586	130	29.580	200	37	1:30.682	32.820	162	27.946	122	29.916	198
18	1:29.812	32.750	162	27.529	124	29.533	201	38	1:32.191	34.263	162	28.049	116	29.879	199
19	1:30.870	33.112	162	27.604	127	30.154	194	39	1:30.871	33.241	162	27.909	122	29.721	200
20	1:32.952	33.076	162	27.710	126	32.166									

7 Matheus Stumpf, BRA/ Claudio Ricci, BRA

theoretical besttime: 1:28.455

1	1:37.812	38.588	162	27.926	125	31.298	130	21	2:33.537	1:36.817	161	27.369	123	29.351	205
2	2:08.533	40.822	108	43.722	89	43.989	112	22	1:29.442	32.961	164	27.106	126	29.375	206
3	2:11.906	48.398	91	40.964	77	42.544	201	23	1:28.937	32.386	164	27.122	127	29.429	206
4	1:30.024	33.178	163	27.574	128	29.272	204	24	1:28.890	32.086	165	27.369	125	29.435	207
5	1:30.161	32.855	162	28.043	128	29.263	208	25	1:30.476	33.136	164	27.869	121	29.471	206
6	1:30.407	33.474	162	27.649	128	29.284	207	26	1:29.211	32.491	164	27.263	122	29.457	203
7	1:30.236	32.991	163	27.580	128	29.665	203	27	1:30.089	32.998	164	27.401	127	29.690	208
8	1:30.924	33.042	163	28.018	117	29.864	203	28	1:30.873	33.816	164	27.563	122	29.494	208
9	1:30.828	33.208	163	28.207	122	29.413	207	29	1:29.440	32.706	164	27.213	125	29.521	208
10	1:29.548	32.691	163	27.548	126	29.309	208	30	1:29.974	32.824	164	27.505	121	29.645	206
11	1:30.604	32.901	161	27.960	123	29.743	202	31	1:30.697	33.204	164	27.713	123	29.780	205
12	1:30.464	33.048	162	27.602	123	29.814	205	32	1:30.323	33.072	164	27.573	121	29.678	207
13	1:32.125	33.036	162	28.825	107	30.264	204	33	1:30.418	33.095	164	27.808	123	29.515	207
14	1:30.619	33.176	162	27.701	121	29.742	205	34	1:30.708	33.012	163	27.791	123	29.905	203
15	1:31.594	34.011	163	27.856	125	29.727	205	35	1:30.601	33.245	163	27.639	124	29.717	205
16	1:30.659	33.056	164	27.671	125	29.932	201	36	1:30.328	32.963	164	27.768	125	29.597	207
17	1:30.771	33.227	164	27.650	126	29.894	206	37	1:30.630	33.271	164	27.604	123	29.755	206
18	1:30.554	33.152	164	27.754	120	29.648	206	38	1:30.669	33.091	165	27.596	125	29.982	207
19	1:30.667	33.167	164	27.685	124	29.815	204	39	1:31.104	33.539	162	27.819	124	29.746	206
20	1:34.623	33.304	163	27.845	118	33.474									

8 Rajan Mascarello, BRA/ Felipe Tozzo, BRA

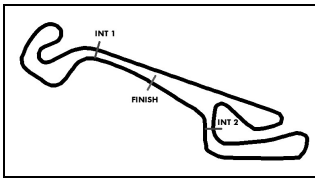
theoretical besttime: 1:31.164

1	1:43.807	41.607	161	29.330	123	32.870	137	20	1:33.376	33.894	159	28.187	123	31.295	198
2	2:08.979	41.004	132	44.172	112	43.803	107	21	1:34.683	33.751	155	29.129	114	31.803	202
3	2:09.578	47.348	75	42.461	104	39.769	199	22	1:34.369	34.629	157	28.875	118	30.865	196
4	1:31.772	33.635	161	28.345	123	29.792	205	23	1:34.156	34.264	159	28.812	118	31.080	200
5	1:32.002	33.845	162	28.320	113	29.837	203	24	1:35.323	34.663	156	28.899	113	31.761	203
6	1:31.706	33.438	162	28.011	128	30.257	200	25	1:36.466	35.275	156	30.212	113	30.979	197
7	1:33.440	33.824	162	29.048	119	30.568	202	26	1:35.291	34.532	158	28.704	114	32.055	197
8	1:33.409	34.162	161	28.501	119	30.746	197	27	1:35.007	34.757	157	28.784	119	31.466	198
9	1:33.627	34.238	161	28.459	121	30.930	195	28	1:34.595	34.699	157	29.065	121	30.831	200
10	1:33.457	34.431	161	28.482	117	30.544	200	29	1:35.666	35.609	158	29.120	114	30.937	199
11	1:33.563	34.449	161	28.387	115	30.727	200	30	1:36.472	35.944	158	29.400	120	31.128	197
12	1:33.694	34.353	160	28.333	118	31.008	199	31	1:34.251	34.515	160	28.628	119	31.108	200
13	1:33.792	34.197	161	28.998	121	30.597	202	32	1:33.660	34.210	159	28.509	122	30.941	199
14	1:32.654	33.834	161	28.272	119	30.548	199	33	1:33.113	34.098	159	28.481	119	30.534	199
15	1:32.104	33.526	161	28.214	119	30.364	198	34	1:34.719	34.151	157	28.635	119	31.933	200
16	1:32.800	33.467	160	28.249	121	31.084	200	35	1:36.463	36.175	159	28.864	124	31.424	194
17	1:37.928	34.322	161	28.879	114	34.727		36	1:33.980	34.501	160	28.403	118	31.076	200
18	2:51.590	1:51.586	160	29.226	102	30.778	196	37	1:34.881	34.947	161	28.749	114	31.185	198
19	1:31.816	33.737	159	27.934	119	30.145	202								

9 Sebastien Loeb, FRA/ Alvaro Parente, PRT

theoretical besttime: 1:27.663

1	1:33.133	35.034	168	27.013	117	31.086	144	21	1:30.126	32.519	168	27.651	117	29.956	201
2	2:07.381	39.415	116	44.031	71	43.935	112	22	1:32.055	32.503	170	27.342	117	32.210	
3	2:14.389	47.897	97	40.874	66	45.618	203	23	2:13.485	1:17.532	170	26.838	130	29.115	208
4	1:28.176	32.282	170	27.048	125	28.846	209	24	1:28.312	32.155	170	26.864	130	29.293	208
5	1:28.206	31.979	171	27.275	120	28.952	209	25	1:28.674	32.297	171	26.943	130	29.434	209
6	1:28.699	32.152	169	27.540	120	29.007	207	26	1:28.814	32.407	170	27.081	125	29.326	208
7	1:28.874	32.202	169	27.538	121	29.134	208	27	1:29.617	32.375	170	27.909	122	29.333	209
8	1:28.605	32.226	169	27.221	121	29.158	207	28	1:30.067	32.563	169	27.992	114	29.512	209
9	1:28.873	32.338	169	27.329	121	29.206	208	29	1:31.037	32.738	170	28.633	124	29.666	208
10	1:29.307	32.257	170	27.725	119	29.325	209	30	1:29.478	32.685	169	27.258	125	29.535	209
11	1:29.485	32.582	169	27.669	117	29.234	207	31	1:29.436	32.762	170	27.202	125	29.472	208



FIA GT Series

Lap analysis Qualifying Race



Provisional

Circuit Paul Armagnac Nogaro, Length: 3636 m

Air temperature: 16.8°C

Track temperature: 19.6°C

Weather condition: Dry

Sunday 31.3.2013 14:15

Lap	Time	SE1	SP1	SE2	SP2	SE3	SP3	Lap	Time	SE1	SP1	SE2	SP2	SE3	SP3
12	1:29.523	32.487	168	27.701	124	29.335	208	32	1:29.725	32.837	166	27.443	124	29.445	209
13	1:29.441	32.565	169	27.644	116	29.232	210	33	1:30.058	32.645	170	27.844	125	29.569	209
14	1:29.390	32.444	170	27.673	117	29.273	209	34	1:29.975	32.623	171	27.771	117	29.581	207
15	1:29.427	32.399	169	27.811	118	29.217	207	35	1:29.777	33.050	171	27.536	123	29.191	209
16	1:29.152	32.546	170	27.357	116	29.249	208	36	1:29.721	32.516	170	27.089	126	30.116	208
17	1:29.807	32.503	169	27.785	116	29.519	208	37	1:30.064	32.744	171	27.348	123	29.972	205
18	1:29.933	32.756	167	27.729	115	29.448	207	38	1:29.856	32.875	170	27.482	127	29.499	210
19	1:29.668	32.675	168	27.693	119	29.300	209	39	1:29.119	32.485	171	27.265	124	29.369	209
20	1:29.689	32.609	170	27.787	116	29.293	209								

10 Andreas Zuber, AUT/ Mike Parisy, FRA

theoretical besttime: 1:28.268

1	1:35.805	37.246	166	27.510	122	31.049	123	21	2:25.393	1:28.435	170	27.520	123	29.438	207
2	2:07.360	40.100	93	43.698	98	43.562	135	22	1:28.779	32.164	170	27.196	124	29.419	208
3	2:13.869	48.401	98	40.808	65	44.660	201	23	1:28.663	32.124	168	27.263	123	29.276	209
4	1:29.348	32.652	167	27.311	121	29.385	209	24	1:28.941	32.250	168	27.156	126	29.535	210
5	1:28.921	32.488	167	27.246	121	29.187	209	25	1:28.640	32.242	169	27.122	125	29.276	210
6	1:29.169	32.471	166	27.311	118	29.387	203	26	1:29.405	32.353	170	27.645	122	29.407	209
7	1:31.318	32.594	166	28.243	114	30.481	199	27	1:29.544	32.476	169	27.580	120	29.488	207
8	1:50.474	35.948	144	33.953	86	40.573		28	1:30.261	32.629	168	27.766	121	29.866	209
9	1:58.768	1:01.794	166	27.655	124	29.319	207	29	1:29.124	32.549	169	27.299	125	29.276	209
10	1:29.465	32.714	167	27.396	123	29.355	207	30	1:28.907	32.353	169	27.308	122	29.246	209
11	1:29.201	32.698	167	27.333	125	29.170	207	31	1:28.891	32.326	169	27.227	122	29.338	210
12	1:28.488	32.226	168	27.240	124	29.022	209	32	1:29.343	32.824	168	27.269	123	29.250	208
13	1:29.492	32.230	167	27.331	128	29.931	194	33	1:28.898	32.304	169	27.285	123	29.309	207
14	1:29.360	32.784	167	27.356	121	29.220	207	34	1:28.944	32.343	170	27.375	124	29.226	210
15	1:28.837	32.393	168	27.368	122	29.076	208	35	1:29.255	32.652	168	27.372	123	29.231	210
16	1:29.866	32.470	169	27.471	121	29.925	206	36	1:29.543	32.476	168	27.578	122	29.489	209
17	1:29.692	32.611	168	27.400	119	29.681	204	37	1:29.692	32.443	170	27.586	110	29.663	208
18	1:29.228	32.682	169	27.362	123	29.184	208	38	1:29.323	32.935	170	27.124	126	29.264	209
19	1:29.428	32.444	168	27.654	115	29.330	207	39	1:29.051	32.416	168	27.194	121	29.441	206
20	1:31.806	32.435	169	27.281	120	32.090									

11 Stephane Ortelli, MCO/ Laurens Vanthoor, BEL

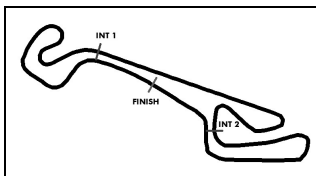
theoretical besttime: 1:28.531

1	3:02.567				117	30.564	204	21	1:30.462	33.285	164	27.579	124	29.598	207
2	1:29.562	32.674	164	27.645	126	29.243	204	22	1:30.377	32.910	165	27.725	116	29.742	205
3	1:32.385	32.095	165	27.342	119	32.948	198	23	1:29.537	32.805	165	27.528	122	29.204	208
4	1:30.184	32.790	164	28.019	116	29.375	208	24	1:29.817	33.047	164	27.379	123	29.391	207
5	1:30.187	33.458	165	27.635	122	29.094	206	25	1:29.213	32.536	165	27.431	125	29.246	208
6	1:28.988	32.268	163	27.540	126	29.180	206	26	1:29.578	32.797	165	27.530	122	29.251	208
7	1:29.774	32.747	164	27.639	121	29.388	204	27	1:31.468	33.484	161	28.214	121	29.770	203
8	1:30.278	32.521	164	28.160	117	29.597	204	28	2:38.746	32.730	163	27.998	107	1:38.018	
9	1:30.032	32.923	164	27.801	120	29.308	205	29	2:12.449	1:15.624	163	27.575	122	29.250	205
10	1:29.572	32.612	165	27.539	124	29.421	205	30	1:29.470	32.588	165	27.609	122	29.273	204
11	1:29.577	32.633	164	27.550	124	29.394	207	31	1:30.038	32.626	164	27.765	119	29.647	207
12	1:30.086	32.704	164	27.759	123	29.623	204	32	1:30.466	32.991	164	27.791	121	29.684	206
13	1:30.600	32.963	163	27.659	119	29.978	206	33	1:30.745	32.986	165	27.995	123	29.764	207
14	1:30.691	33.329	163	27.663	122	29.699	206	34	1:31.426	33.180	164	28.222	115	30.024	205
15	1:30.320	33.099	163	27.648	124	29.573	204	35	1:31.008	33.223	164	28.358	120	29.427	207
16	1:32.060	32.538	163	27.668	123	31.854		36	1:30.101	32.689	165	27.741	122	29.671	204
17	2:10.920	1:13.646	166	27.658	125	29.616	205	37	1:30.099	32.917	165	27.856	122	29.326	206
18	1:30.355	32.437	164	28.405	120	29.513	207	38	1:29.216	32.505	165	27.446	122	29.265	208
19	1:29.783	32.782	164	27.710	123	29.291	204								
20	1:29.746	32.576	164	27.685	122	29.485	205								

12 Niki Mayr-Melnhof, AUT/ Rene Rast, DEU

theoretical besttime: 1:28.105

1	1:32.450	34.149	165	27.332	122	30.969	170	21	1:32.316	32.673	166	27.638	118	32.005	
2	2:06.956	39.124	123	43.475	83	44.357	116	22	2:11.534	1:13.744	164	27.823	122	29.967	198
3	2:14.913	46.955	97	42.234	64	45.724	205	23	1:29.669	32.654	164	27.602	125	29.413	205
4	1:28.178	31.932	164	27.363	123	28.883	208	24	1:29.391	32.462	164	27.685	122	29.244	207
5	1:28.323	32.097	164	27.411	122	28.815	207	25	1:29.035	32.430	166	27.446	121	29.159	209
6	1:28.588	32.350	164	27.428	121	28.810	208	26	1:29.297	32.655	165	27.425	123	29.217	207
7	1:28.941	32.332	163	27.689	120	28.920	209	27	1:29.852	32.477	165	28.050	120	29.325	205



FIA GT Series

Lap analysis Qualifying Race



Provisional

Circuit Paul Armagnac Nogaro, Length: 3636 m

Air temperature: 16.8°C

Track temperature: 19.6°C

Weather condition: Dry

Sunday 31.3.2013 14:15

Lap	Time	SE1	SP1	SE2	SP2	SE3	SP3	Lap	Time	SE1	SP1	SE2	SP2	SE3	SP3
8	1:28.677	32.183	166	27.396	122	29.098	208	28	1:30.060	32.466	163	28.209	115	29.385	206
9	1:28.745	32.292	166	27.444	120	29.009	208	29	1:30.847	32.646	164	28.765	124	29.436	208
10	1:29.488	32.440	165	27.793	120	29.255	207	30	1:29.392	32.464	164	27.638	118	29.290	207
11	1:29.440	32.580	165	27.684	118	29.176	208	31	1:29.183	32.417	164	27.563	120	29.203	206
12	1:29.560	32.537	165	27.814	119	29.209	207	32	1:30.159	32.888	163	27.716	122	29.555	206
13	1:29.384	32.546	165	27.672	119	29.166	206	33	1:30.117	32.765	165	27.963	121	29.389	205
14	1:29.257	32.595	165	27.594	118	29.068	207	34	1:30.111	32.776	165	27.783	118	29.552	205
15	1:29.479	32.687	166	27.647	119	29.145	207	35	1:31.502	32.939	166	28.670	119	29.893	199
16	1:29.163	32.535	166	27.411	118	29.217	207	36	1:30.402	33.148	164	27.757	118	29.497	207
17	1:29.912	32.673	165	27.888	118	29.351	208	37	1:30.679	33.157	165	27.856	120	29.666	206
18	1:29.862	32.815	164	27.708	120	29.339	207	38	1:30.013	32.827	164	27.586	122	29.600	206
19	1:29.683	32.827	166	27.666	117	29.190	208	39	1:31.577	32.991	163	27.974	116	30.612	202
20	1:29.742	32.761	166	27.809	118	29.172	208								

13 Frank Stippler, DEU/ Edward Sandstrom, SWE

theoretical besttime: 1:28.281

1	1:33.760	35.518	164	27.282	125	30.960	139	10	1:29.207	32.468	165	27.557	120	29.182	208
2	2:07.106	39.562	111	43.912	76	43.632	123	11	1:29.257	32.417	166	27.553	118	29.287	205
3	2:14.503	48.128	103	40.960	65	45.415	203	12	1:29.651	32.739	166	27.594	122	29.318	207
4	1:28.741	32.287	165	27.434	121	29.020	207	13	1:29.861	32.853	164	27.608	119	29.400	205
5	1:28.600	32.126	164	27.444	123	29.030	206	14	1:29.707	32.743	164	27.608	121	29.356	207
6	1:28.458	32.081	165	27.447	124	28.930	208	15	1:29.509	32.592	165	27.613	119	29.304	207
7	1:28.525	32.006	166	27.345	123	29.174	205	16	1:29.831	32.828	165	27.572	121	29.431	204
8	1:28.779	32.296	165	27.446	123	29.037	203	17	1:32.872	32.719	164	27.751	121	32.402	
9	1:29.101	32.495	164	27.485	121	29.121	207								

14 Carlos Viera, PRT/ Cesar Campanico, PRT

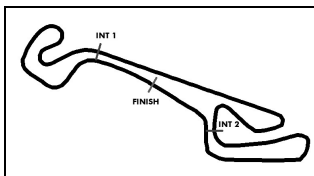
theoretical besttime: 1:28.730

1	1:43.260	40.414	161	29.863	123	32.983	137	21	1:28.910	32.524	164	27.293	127	29.093	206
2	2:09.061	40.940	135	43.381	111	44.740	106	22	1:29.710	32.411	164	27.510	123	29.789	203
3	2:09.462	47.035	78	42.340	96	40.087	203	23	1:29.614	32.932	163	27.435	128	29.247	207
4	1:29.935	32.896	163	27.572	123	29.467	208	24	1:28.863	32.384	158	27.266	128	29.213	207
5	1:29.947	32.473	164	27.821	121	29.653	208	25	1:29.060	32.539	162	27.310	125	29.211	208
6	1:29.738	32.588	164	27.711	123	29.439	207	26	1:29.233	32.491	163	27.398	128	29.344	207
7	1:29.558	32.905	163	27.316	125	29.337	208	27	1:31.042	33.382	161	27.860	121	29.800	208
8	1:29.945	32.371	164	27.633	123	29.941	202	28	1:32.630	33.105	165	27.844	116	31.681	207
9	1:30.894	33.080	163	27.923	117	29.891	206	29	1:29.685	32.792	164	27.426	129	29.467	209
10	1:30.191	32.733	163	27.814	121	29.644	207	30	1:29.583	32.466	164	27.487	128	29.630	207
11	1:29.898	32.573	162	27.669	121	29.656	207	31	1:29.386	32.588	163	27.444	125	29.354	207
12	1:30.612	33.028	163	27.768	123	29.816	206	32	1:29.944	32.593	165	27.753	120	29.598	207
13	1:30.544	32.842	163	27.739	115	29.963	205	33	1:29.775	32.680	165	27.617	124	29.478	206
14	1:29.944	32.755	162	27.625	121	29.564	206	34	1:29.305	32.525	166	27.535	128	29.245	207
15	1:29.827	32.740	163	27.570	123	29.517	206	35	1:29.431	32.652	162	27.478	128	29.301	208
16	1:29.855	32.711	162	27.482	122	29.662	204	36	1:29.559	32.382	164	27.345	126	29.832	207
17	1:32.413	32.702	163	27.489	121	32.222		37	1:29.525	32.720	166	27.454	125	29.351	208
18	2:17.569	1:20.954	163	27.317	130	29.298	206	38	1:29.617	32.540	165	27.327	128	29.750	208
19	1:29.883	32.550	163	27.527	129	29.806	204	39	1:29.686	32.718	163	27.551	124	29.417	207
20	1:29.388	32.708	164	27.338	130	29.342	205								

16 Daniel Keilwitz, DEU/ Niclas Kantenich, DEU

theoretical besttime: 1:29.800

1	1:41.707	40.327	161	28.466	124	32.914	146	10	1:30.553	33.080	163	27.815	116	29.658	207
2	2:08.897	41.138	129	43.369	96	44.390	106	11	1:30.704	33.211	163	27.711	120	29.782	206
3	2:09.825	47.493	79	41.731	97	40.601	203	12	1:30.974	32.963	163	27.989	119	30.022	205
4	1:30.926	33.153	165	28.179	119	29.594	207	13	1:30.844	33.035	163	27.821	120	29.988	205
5	1:30.036	32.530	164	27.920	121	29.586	207	14	1:31.070	33.132	163	27.980	114	29.958	205
6	1:30.636	32.675	163	28.250	114	29.711	207	15	1:31.280	33.314	163	27.773	122	30.193	203
7	1:30.595	32.796	164	27.866	118	29.933	206	16	1:30.774	33.128	163	27.727	116	29.919	205
8	1:31.851	33.075	162	28.343	119	30.433	205	17	1:30.566	32.999	163	27.706	120	29.861	204
9	1:31.062	32.834	163	28.297	112	29.931	206	18	1:33.383	33.096	163	27.684	122	32.603	



FIA GT Series

Lap analysis Qualifying Race



Provisional

Circuit Paul Armagnac Nogaro, Length: 3636 m

Air temperature: 16.8°C

Track temperature: 19.6°C

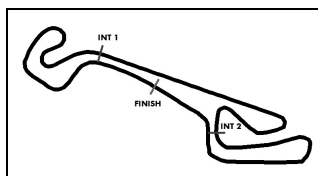
Weather condition: Dry

Sunday 31.3.2013 14:15

Lap	Time	SE1	SP1	SE2	SP2	SE3	SP3	Lap	Time	SE1	SP1	SE2	SP2	SE3	SP3
21 Riccardo Zonta, BRA/ Sergio Jimenez, BRA								theoretical besttime: 1:29.360							
1	1:41.338	39.842	157	28.508	126	32.988	147	21	1:30.161	32.881	161	27.716	124	29.564	201
2	2:08.641	40.809	112	43.391	90	44.441	104	22	1:29.969	32.616	161	27.780	124	29.573	202
3	2:09.927	47.666	78	41.269	102	40.992	202	23	1:29.802	32.432	162	27.672	125	29.698	203
4	1:30.867	33.441	161	28.001	126	29.425	203	24	1:29.834	32.579	160	27.796	122	29.459	203
5	1:30.063	32.792	163	27.902	125	29.369	204	25	1:29.494	32.360	160	27.715	121	29.419	204
6	1:30.325	32.789	161	27.911	124	29.625	203	26	1:30.127	32.933	159	27.721	123	29.473	204
7	1:30.861	33.009	162	28.044	124	29.808	201	27	1:30.730	32.698	160	28.306	117	29.726	202
8	1:31.401	33.246	162	28.353	125	29.802	203	28	1:30.412	33.002	161	27.808	118	29.602	204
9	1:31.461	33.159	162	28.476	119	29.826	200	29	1:30.071	32.796	161	27.705	123	29.570	204
10	1:30.535	33.068	162	27.715	121	29.752	201	30	1:30.630	33.030	161	27.974	122	29.626	201
11	1:30.683	33.126	161	27.735	124	29.822	200	31	1:30.182	32.922	161	27.784	122	29.476	203
12	1:30.829	33.264	161	27.885	124	29.680	202	32	1:31.328	32.832	162	28.005	114	30.491	203
13	1:31.003	33.043	162	28.026	123	29.934	202	33	1:30.498	32.916	162	27.876	123	29.706	201
14	1:31.393	33.260	161	28.057	118	30.076	198	34	1:31.009	32.861	162	28.082	115	30.066	202
15	1:32.397	33.341	162	28.592	118	30.464	199	35	1:30.722	32.914	161	28.180	119	29.628	202
16	1:35.186	33.567	161	28.120	118	33.499		36	1:29.854	32.529	161	27.724	120	29.601	203
17	2:19.082	1:21.874	162	27.643	128	29.565	201	37	1:29.988	32.478	161	27.880	121	29.630	202
18	1:29.548	32.471	163	27.631	121	29.446	200	38	1:30.025	32.599	161	27.782	120	29.644	203
19	1:29.838	32.585	163	27.724	125	29.529	200	39	1:29.880	32.597	161	27.702	121	29.581	203
20	1:29.738	32.444	162	27.760	123	29.534	201								

Lap	Time	SE1	SP1	SE2	SP2	SE3	SP3	Lap	Time	SE1	SP1	SE2	SP2	SE3	SP3
25 Dominik Baumann, AUT/ Hari Proczyk, AUT								theoretical besttime: 1:28.679							
1	1:37.327	38.257	163	27.699	125	31.371	138	21	1:29.235	32.575	167	27.185	112	29.475	206
2	2:07.848	39.913	97	44.053	95	43.882	122	22	1:28.927	32.628	168	27.226	109	29.073	208
3	2:12.645	48.242	86	40.543	61	43.860	202	23	1:29.929	32.421	167	28.083	105	29.425	207
4	1:30.069	33.139	164	27.445	125	29.485	204	24	1:29.784	32.850	168	27.513	110	29.421	207
5	1:29.791	32.830	165	27.424	124	29.537	207	25	1:30.208	33.156	169	27.791	115	29.261	208
6	1:29.456	32.767	165	27.296	121	29.393	207	26	1:29.970	32.877	167	27.661	109	29.432	207
7	1:30.396	32.886	165	27.534	117	29.976	209	27	1:30.360	33.209	167	27.677	111	29.474	208
8	1:31.354	33.499	165	28.230	122	29.625	206	28	1:30.690	33.284	167	27.731	111	29.675	207
9	1:30.113	32.961	165	27.564	124	29.588	207	29	1:30.048	32.922	168	27.540	109	29.586	208
10	1:29.973	32.915	163	27.639	122	29.419	208	30	1:30.496	33.295	167	27.837	109	29.364	207
11	1:29.745	32.752	164	27.464	124	29.529	207	31	1:30.189	32.982	167	27.902	106	29.305	207
12	1:30.467	33.096	164	27.921	117	29.450	208	32	1:31.070	33.120	167	28.363	111	29.587	208
13	1:29.636	32.833	166	27.423	121	29.380	208	33	1:30.559	33.058	168	27.858	111	29.643	208
14	1:29.977	33.098	165	27.467	117	29.412	207	34	1:30.289	33.031	167	27.945	106	29.313	208
15	1:29.926	32.947	166	27.352	121	29.627	206	35	1:30.144	32.921	168	27.699	107	29.524	207
16	1:30.150	32.968	165	27.476	120	29.706	207	36	1:30.728	32.985	167	28.306	106	29.437	207
17	1:29.761	33.071	166	27.407	119	29.283	208	37	1:29.908	32.842	168	27.648	108	29.418	209
18	1:30.424	33.355	165	27.557	118	29.512	207	38	1:29.685	32.790	167	27.506	110	29.389	209
19	1:33.602	33.298	165	27.428	117	32.876		39	1:30.366	32.958	166	27.657	108	29.751	206
20	2:53.290	1:56.722	166	27.345	112	29.223	207								

Lap	Time	SE1	SP1	SE2	SP2	SE3	SP3	Lap	Time	SE1	SP1	SE2	SP2	SE3	SP3
28 Karun Chandhok, IND/ Jan Seyffarth, DEU								theoretical besttime: 1:28.691							
1	1:36.525	37.776	163	27.729	121	31.020	132	21	1:33.038	32.582	165	27.665	123	32.791	
2	2:07.380	39.805	94	44.055	95	43.520	126	22	2:30.602	1:31.396	166	28.120	112	31.086	204
3	2:13.268	48.522	88	40.627	62	44.119	205	23	1:29.826	32.746	165	27.449	126	29.631	207
4	1:29.615	33.041	164	27.498	124	29.076	206	24	1:29.245	32.419	166	27.311	129	29.515	206
5	1:28.952	32.507	166	27.309	128	29.136	207	25	1:29.931	32.794	166	27.605	120	29.532	207
6	1:28.933	32.306	166	27.449	117	29.178	204	26	1:29.932	32.876	166	27.631	122	29.425	205
7	1:31.377	32.721	164	28.318	100	30.338	200	27	1:30.201	32.834	166	27.783	117	29.584	205
8	1:29.484	32.867	163	27.366	128	29.251	203	28	1:30.650	32.922	164	27.881	115	29.847	204
9	1:29.129	32.398	163	27.454	125	29.277	205	29	1:30.097	32.825	165	27.587	124	29.685	203
10	1:29.078	32.383	164	27.347	129	29.348	204	30	1:29.830	32.893	165	27.643	122	29.294	207
11	1:29.328	32.680	161	27.396	127	29.252	205	31	1:30.524	33.389	165	27.764	123	29.371	205
12	1:29.063	32.388	164	27.516	125	29.159	206	32	1:30.278	33.072	162	27.731	121	29.475	206
13	1:29.375	32.572	164	27.521	127	29.282	205	33	1:31.465	33.178	166	27.947	122	30.340	203
14	1:29.250	32.436	164	27.470	129	29.344	205	34	1:31.816	33.651	162	28.030	119	30.135	204
15	1:29.537	32.611	164	27.440	124	29.486	204	35	1:31.030	33.777	164	27.944	122	29.309	208
16	1:29.643	32.672	164	27.554	123	29.417	204	36	1:29.666	32.826	161	27.595	122	29.245	207
17	1:29.556	32.762	166	27.553	123	29.241	206	37	1:30.330	32.802	164	27.711	126	29.817	203



FIA GT Series

Lap analysis Qualifying Race



Provisional

Circuit Paul Armagnac Nogaro, Length: 3636 m

Air temperature: 16.8°C

Track temperature: 19.6°C

Weather condition: Dry

Sunday 31.3.2013 14:15

Lap	Time	SE1	SP1	SE2	SP2	SE3	SP3	Lap	Time	SE1	SP1	SE2	SP2	SE3	SP3
18	1:29.545	32.792	165	27.520	129	29.233	205	38	1:31.739	33.372	165	28.269	120	30.098	202
19	1:29.576	32.586	165	27.568	129	29.422	205	39	1:33.178	34.163	163	28.471	121	30.544	198
20	1:29.650	32.845	164	27.493	124	29.312	205								

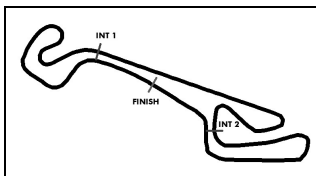
30 Jean Luc Beaubelique, FRA/ Soheil Ayari, FRA								theoretical besttime:							
1	2:00.914	40.956	165	37.438	108	42.520									

31 Gerard Tonelli, FRA/ Fabien Barthez, FRA								theoretical besttime: 1:30.198							
1	1:44.798	42.252	160	30.237	115	32.309	142	21	2:38.080	1:39.635	161	27.978	125	30.467	204
2	2:08.647	41.019	111	44.455	107	43.173	107	22	1:30.943	33.278	165	27.642	131	30.023	206
3	2:09.541	47.842	71	42.898	95	38.801	200	23	1:30.347	32.718	166	27.670	121	29.959	206
4	1:32.699	33.458	162	28.531	121	30.710	203	24	1:31.345	33.268	165	28.046	120	30.031	206
5	1:31.640	33.826	164	27.976	119	29.838	202	25	1:31.706	33.389	164	27.985	115	30.332	205
6	1:31.349	33.155	162	28.174	124	30.020	204	26	1:32.698	33.509	165	28.752	124	30.437	202
7	1:32.786	33.782	162	28.592	116	30.412	203	27	1:32.412	33.793	162	28.115	114	30.504	205
8	1:33.453	34.151	163	28.597	120	30.705	200	28	1:32.176	33.535	163	28.354	119	30.287	203
9	1:33.698	34.211	164	28.529	116	30.958	199	29	1:32.628	33.772	163	28.279	120	30.577	201
10	1:33.486	34.326	163	28.575	111	30.585	202	30	1:33.458	33.944	164	28.013	118	31.501	198
11	1:33.602	34.302	161	28.440	119	30.860	199	31	1:33.634	33.904	163	28.376	115	31.354	203
12	1:33.675	34.211	163	28.386	114	31.078	198	32	1:32.539	33.719	162	28.341	115	30.479	202
13	1:32.759	34.029	162	28.282	116	30.448	201	33	1:31.867	33.483	163	28.070	116	30.314	203
14	1:31.720	33.407	162	28.101	118	30.212	201	34	1:33.621	34.603	163	28.415	114	30.603	203
15	1:31.294	33.160	163	28.001	116	30.133	200	35	1:32.547	33.933	164	28.215	116	30.399	204
16	1:31.584	33.301	162	28.019	119	30.264	200	36	1:32.056	33.736	163	27.945	122	30.375	203
17	1:32.639	33.650	161	28.212	118	30.777	198	37	1:31.894	33.557	165	27.979	118	30.358	204
18	1:32.762	34.044	163	28.182	118	30.536	201	38	1:31.868	33.746	165	27.961	121	30.161	201
19	1:31.905	33.549	162	27.963	117	30.393	200								
20	1:37.576	33.411	162	29.114	114	35.051									

32 Wolfgang Reip, BEL/ Mark Shulzhitskiy, RUS								theoretical besttime: 1:29.147							
1	1:42.397	41.306	160	28.629	124	32.462	145	21	1:29.413	32.444	162	27.731	121	29.238	205
2	2:08.855	41.207	128	43.267	102	44.381	105	22	1:29.166	32.388	164	27.686	118	29.092	206
3	2:10.159	47.546	78	41.953	96	40.660	200	23	1:29.451	32.481	163	27.733	116	29.237	206
4	1:31.240	32.929	162	28.682	120	29.629	206	24	1:29.383	32.429	163	27.667	118	29.287	206
5	1:30.076	32.620	163	28.039	124	29.417	205	25	1:29.529	32.418	163	27.807	118	29.304	206
6	1:30.552	32.988	161	27.901	125	29.663	205	26	1:30.809	33.586	163	27.863	116	29.360	205
7	1:31.321	33.019	162	28.462	124	29.840	204	27	1:30.124	32.796	163	27.839	119	29.489	205
8	1:31.327	32.978	164	28.504	114	29.845	204	28	1:31.623	32.740	163	28.520	120	30.363	204
9	1:30.923	33.010	163	28.122	122	29.791	205	29	1:30.663	32.913	162	28.123	119	29.627	206
10	1:31.021	32.974	163	28.054	124	29.993	203	30	1:30.186	32.735	163	27.935	119	29.516	206
11	1:31.879	33.357	162	28.220	121	30.302	204	31	1:31.128	33.679	163	27.900	120	29.549	205
12	1:31.280	33.048	163	28.340	120	29.892	204	32	1:30.571	32.882	163	28.158	115	29.531	204
13	1:31.355	33.174	163	28.061	123	30.120	201	33	1:32.104	34.372	163	28.098	114	29.634	203
14	1:31.532	33.083	163	28.079	125	30.370	199	34	1:31.027	33.106	163	28.233	115	29.688	203
15	1:31.807	33.294	163	28.188	124	30.325	200	35	1:30.656	32.933	163	28.108	115	29.615	205
16	1:37.374	33.664	162	29.143	117	34.567		36	1:31.059	32.915	161	28.173	120	29.971	204
17	2:37.485	1:39.916	164	27.992	120	29.577	203	37	1:30.559	32.938	163	27.915	119	29.706	204
18	1:29.997	32.634	163	27.755	122	29.608	202	38	1:30.697	33.078	164	28.081	119	29.538	206
19	1:30.933	33.449	164	27.807	122	29.677	202	39	1:30.661	33.131	164	28.005	115	29.525	205
20	1:29.376	32.450	165	27.763	123	29.163	205								

35 Lucas Ordonez, ESP/ Alex Buncombe, GBR								theoretical besttime: 1:28.863							
1	1:34.550	36.712	164	27.804	120	30.034	122	19	2:35.515	1:38.660	167	27.520	127	29.335	205
2	2:07.790	40.635	93	43.630	94	43.525	119	20	1:29.386	32.474	161	27.507	125	29.405	204
3	2:14.209	48.553	93	40.628	65	45.028	200	21	1:30.206	32.924	162	27.742	122	29.540	204
4	1:29.303	32.373	163	27.667	122	29.263	206	22	1:30.014	32.526	164	27.868	124	29.620	206
5	1:28.919	32.289	164	27.563	120	29.067	207	23	1:29.836	32.502	165	27.674	128	29.660	205
6	1:29.255	32.325	163	27.681	121	29.249	206	24	1:29.786	32.578	165	27.791	124	29.417	207
7	1:33.283	32.369	163	28.851	117	32.063	204	25	1:29.862	32.578	163	27.736	121	29.548	207
8	1:31.256	33.473	163	28.204	122	29.579	205	26	1:29.825	32.728	165	27.665	124	29.432	206
9	1:29.537	32.507	163	27.692	123	29.338	205	27	1:30.439	32.562	163	28.191	117	29.686	208
10	1:29.847	32.679	163	27.724	123	29.444	206	28	1:30.882	33.272	164	27.936	121	29.674	205





FIA GT Series

Lap analysis Qualifying Race



Provisional

Circuit Paul Armagnac Nogaro, Length: 3636 m

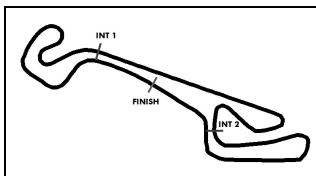
Air temperature: 16.8°C

Track temperature: 19.6°C

Weather condition: Dry

Sunday 31.3.2013 14:15

Lap	Time	SE1	SP1	SE2	SP2	SE3	SP3	Lap	Time	SE1	SP1	SE2	SP2	SE3	SP3
11	1:29.837	32.726	163	27.791	122	29.320	205	29	1:30.416	32.931	163	27.898	121	29.587	209
12	1:29.704	32.634	164	27.629	123	29.441	205	30	1:31.147	32.823	164	28.278	117	30.046	206
13	1:30.019	32.928	163	27.797	120	29.294	205	31	1:30.162	32.801	164	27.867	120	29.494	206
14	1:29.963	32.809	164	27.654	122	29.500	204	32	1:30.510	32.803	165	27.921	119	29.786	207
15	1:29.904	32.739	164	27.761	121	29.404	205	33	1:30.285	32.740	164	27.936	123	29.609	208
16	1:30.037	32.626	165	27.730	124	29.681	203	34	1:30.850	32.839	165	28.208	120	29.803	207
17	1:29.806	32.706	164	27.607	125	29.493	205	35	1:31.456	33.243	164	28.179	111	30.034	206
18	1:33.322	32.981	164	27.710	125	32.631		36	2:18.978	33.089	165	46.678	72	59.211	



FIA GT Series

Start Grid Main Race

Official



France
29 March-1 April 2013

Circuit Paul Armagnac Nogaro, Length: 3636 m

Air temperature: 8.4°C

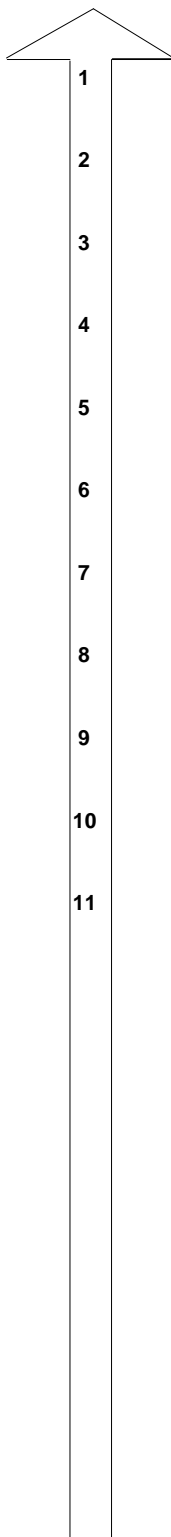
Track temperature: 8.6°C

Weather condition: Dry

Monday 1.4.2013 14:15

POLE POSITION

9	Sebastien Loeb Racing Sebastien Loeb/ Alvaro Parente	1
1	HTP Gravity Charouz Maximilian Buhk/ Alan Day	3
14	Novadrivier Carlos Viera/ Cesar Campanico	5
0	BMW Team Brazil Carlos Bueno/ Allam Khodair	7
7	ACL by Rodrive Competicoes Matheus Stumpf/ Claudio Ricci	9
25	GRT Grasser Racing Team Dominik Baumann/ Hari Proczyk	11
32	Nissan GT Academy Team RJN Wolfgang Reip/ Mark Shulzhitskiy	13
31	SOFREV ASP by Jerome Policand Gerard Tonelli/ Fabien Barthez	15
8	ACL by Rodrive Competicoes Raijan Mascarello/ Felipe Tozzo	17
35	Nissan GT Academy Team RJN Lucas Ordonez/ Alex Buncombe	19
13	Belgian Audi Club Team WRT Frank Stippler/ Edward Sandstrom	21

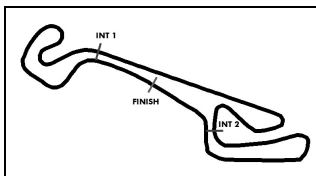


12	Belgian Audi Club Team WRT Niki Mayr-Melnhof/ Rene Rast	2
5	Phoenix Racing Anthony Kumpen/ Enzo Ide	4
28	SMS Seyffarth Motorsport Karun Chandhok/ Jan Seyffarth	6
21	BMW Team Brazil Riccardo Zonta/ Sergio Jimenez	8
10	Sebastien Loeb Racing Andreas Zuber/ Mike Parisy	10
2	HTP Gravity Charouz Serguei Afanasiev/ Alen Simonsen	12
6	Team India by BMW Team India Armaan Ebrahim/ Julien Jousse	14
11	Belgian Audi Club Team WRT Stephane Ortelli/ Laurens Vanthoor	16
3	HTP Gravity Charouz Petr Charouz/ Jan Stovicek	18
16	Doerr Motorsport Daniel Keilwitz/ Niclas Kentenich	20
30	SOFREV ASP by Jean-Luc Beube Jean Luc Beaubelique/ Soheil Ayari	22

Steward:

Steward:

Steward:



FIA GT Series

Result List Main Race



Official

Circuit Paul Armagnac Nogaro, Length: 3636 m

Air temperature: 13.2°C

Track temperature: 12.7°C

Weather condition: Wet

Monday 1.4.2013 14:15

started : 22 classified : 22 not classified : 0

	Cl.	Drivers	Team	Car	Laps	Total Time	Gap	Kph	Lap	Time	Kph
1	13	PRO F.Stippler/E.Sandstrom	Belgian Audi Club Team WRT	Audi R8 LMS	35	1:00:25.029		126.4	22	1:37.559	134.2
2	11	PRO S.Ortelli/L.Vanthoor	Belgian Audi Club Team WRT	Audi R8 LMS	35	1:00:33.070	8.041	126.1	24	1:37.213	134.6
3	1	PRO M.Buhk/A.Day	HTP Gravity Charouz	Mercedes SLS AMG GT3	35	1:00:33.979	8.950	126.1	15	1:38.435	133.0
4	5	PRO A.Kumpen/E.Ide	Phoenix Racing	Audi R8 LMS	35	1:00:35.114	10.085	126.0	23	1:37.815	133.8
5	14	PAM C.Viera/C.Campanico	Novadrivier	Audi R8 LMS	35	1:00:40.277	15.248	125.9	23	1:38.166	133.3
6	12	PAM N.Mayr-Melnhof/R.Rast	Belgian Audi Club Team WRT	Audi R8 LMS	35	1:00:43.079	18.050	125.8	25	1:37.630	134.1
7	35	PAM L.Ordenez/A.Buncombe	Nissan GT Academy Team RJN	Nissan GT-R Nismo GT3	35	1:00:43.666	18.637	125.7	20	1:37.689	134.0
8	25	PAM D.Baumann/H.Proczyk	GRT Grasser Racing Team	Lamborghini LP560-4	35	1:00:56.467	31.438	125.3	26	1:37.992	133.6
9	0	PRO C.Bueno/A.Khodair	BMW Team Brazil	BMW E89 Z4	35	1:00:59.628	34.599	125.2	25	1:38.919	132.3
10	28	PRO K.Chandhok/J.Seyffarth	SMS Seyffarth Motorsport	Mercedes SLS AMG GT3	35	1:01:00.085	35.056	125.2	23	1:37.972	133.6
11	10	PRO A.Zuber/M.Parisy	Sebastien Loeb Racing	McLaren MP4-12C	35	1:01:01.436	36.407	125.1	26	1:38.867	132.4
12	9	PRO S.Loeb/A.Parente	Sebastien Loeb Racing	McLaren MP4-12C	35	1:01:06.064	41.035	125.0	6	1:37.872	133.7
13	21	PRO R.Zonta/S.Jimenez	BMW Team Brazil	BMW E89 Z4	35	1:01:18.610	53.581	124.5	33	1:39.185	132.0
14	32	PAM W.Reip/M.Shulzhitskiy	Nissan GT Academy Team RJN	Nissan GT-R Nismo GT3	35	1:01:33.540	1:08.511	124.0	34	1:39.421	131.7
15	7	PAM M.Stumpf/C.Ricci	ACL by Rodrive Competicoes	Ford GT	35	1:01:40.189	1:15.160	123.8	25	1:39.303	131.8
16	2	PAM S.Afanasiev/A.Simonsen	HTP Gravity Charouz	Mercedes SLS AMG GT3	35	1:01:48.699	1:23.670	123.5	24	1:38.510	132.9
17	16	PRO D.Keilwitz/N.Kentenich	Doerr Motorsport	McLaren MP4-12C	35	1:01:49.422	1:24.393	123.5	23	1:39.533	131.5
18	6	PAM A.Ebrahim/J.Jousse	Team India by BMW Team India	BMW E89 Z4	34	1:00:22.755	1 LAP	122.8	17	1:39.825	131.1
19	30	PAM J.Beaubelique/S.Ayari	SOFREV ASP by Jean-Luc Beaub	Ferrari 458 Italia GT3	34	1:00:26.548	1 LAP	122.7	21	1:39.311	131.8
20	31	GTR G.Tonelli/F.Barthez	SOFREV ASP by Jerome Policand	Ferrari 458 Italia GT3	34	1:01:13.411	1 LAP	121.2	31	1:41.183	129.4
21	3	GTR P.Charouz/J.Stovicek	HTP Gravity Charouz	Mercedes SLS AMG GT3	33	1:00:22.509	2LAPS	119.2	9	1:41.619	128.8
22	8	GTR R.Mascarello/F.Tozzo	ACL by Rodrive Competicoes	Ford GT	33	1:01:42.159	2LAPS	116.7	32	1:40.633	130.1

Fastest lap of the race. Car 11 driver Vanthoor on lap 24. Time 1:37.213, average speed 134.6 km/h.

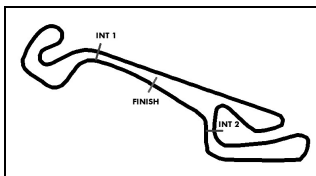
Following stewards decision no. 32 - 30s penalty for the car no. 12

Following stewards decision no. 34 - 30s penalty for the car no. 9

Steward:

Steward:

Steward:



FIA GT Series

Class results Main Race



Official

Circuit Paul Armagnac Nogaro, Length: 3636 m

Air temperature: 13.2°C

Track temperature: 12.6°C

Weather condition: Wet

Monday 1.4.2013 14:15

started : 22 classified : 22 not classified : 0

	Drivers	Team	Car	Laps	Time	Gap	Kph	Best Lap	Lap	
CLASS: PAM										
Started: 9			Classified: 9			Not Classified: 0				
1	14	Viera/Campanico	Novadriver(PRT)	Audi R8 LMS	35	1:00:40.277	15.248	125.9	1:38.166	23
2	12	Mayr-Melnhof/Rast	Belgian Audi Club Team WRT(Bi	Audi R8 LMS	35	1:00:43.079	18.050	125.8	1:37.630	25
3	35	Ordonez/Buncombe	Nissan GT Academy Team RJN(Nissan GT-R Nismo GT3	35	1:00:43.666	18.637	125.7	1:37.689	20
4	25	Baumanni/Proczyk	GRT Grasser Racing Team(AUT	Lamborghini LP560-4	35	1:00:56.467	31.438	125.3	1:37.992	26
5	32	Reip/Shulzhitskiy	Nissan GT Academy Team RJN(Nissan GT-R Nismo GT3	35	1:01:33.540	1:08.511	124.0	1:39.421	34
6	7	Stumpf/Ricci	ACL by Rodrive Competicoes(PF	Ford GT	35	1:01:40.189	1:15.160	123.8	1:39.303	25
7	2	Afanasiev/Simonsen	HTP Gravity Charouz(DEU)	Mercedes SLS AMG GT3	35	1:01:48.699	1:23.670	123.5	1:38.510	24
8	6	Ebrahim/Jousse	Team India by BMW Team India(BMW E89 Z4	34	1:00:22.755	1 LAP	122.8	1:39.825	17
9	30	Beaubelique/Ayari	SOFREV ASP by Jean-Luc Beau	Ferrari 458 Italia GT3	34	1:00:26.548	1 LAP	122.7	1:39.311	21

Fastest lap of the class. Car 12 driver Rene Rast on lap 24. Time 1:37.630, average speed 134.1 km/h.

CLASS: PRO

Started: 10			Classified: 10			Not Classified: 0				
1	13	Stippler/Sandstrom	Belgian Audi Club Team WRT(Bi	Audi R8 LMS	35	1:00:25.029		126.4	1:37.559	22
2	11	Ortelli/Vanthoor	Belgian Audi Club Team WRT(Bi	Audi R8 LMS	35	1:00:33.070	8.041	126.1	1:37.213	24
3	1	Buhk/Day	HTP Gravity Charouz(DEU)	Mercedes SLS AMG GT3	35	1:00:33.979	8.950	126.1	1:38.435	15
4	5	Kumpen/Ide	Phoenix Racing(DEU)	Audi R8 LMS	35	1:00:35.114	10.085	126.0	1:37.815	23
5	0	Bueno/Khodair	BMW Team Brazil(BRA)	BMW E89 Z4	35	1:00:59.628	34.599	125.2	1:38.919	25
6	28	Chandhok/Seyffarth	SMS Seyffarth Motorsport(DEU)	Mercedes SLS AMG GT3	35	1:01:00.085	35.056	125.2	1:37.972	23
7	10	Zuber/Parisy	Sebastien Loeb Racing(FRA)	McLaren MP4-12C	35	1:01:01.436	36.407	125.1	1:38.867	26
8	9	Loeb/Parente	Sebastien Loeb Racing(FRA)	McLaren MP4-12C	35	1:01:06.064	41.035	125.0	1:37.872	6
9	21	Zonta/Jimenez	BMW Team Brazil(BRA)	BMW E89 Z4	35	1:01:18.610	53.581	124.5	1:39.185	33
10	16	Keilwitz/Kentenich	Doerr Motorsport(DEU)	McLaren MP4-12C	35	1:01:49.422	1:24.393	123.5	1:39.533	23

Fastest lap of the class. Car 11 driver Laurens Vanthoor on lap 24. Time 1:37.213, average speed 134.6 km/h.

CLASS: GTR

Started: 3			Classified: 3			Not Classified: 0				
1	31	Tonelli/Barthez	SOFREV ASP by Jerome Policar	Ferrari 458 Italia GT3	34	1:01:13.411	1 LAP	121.2	1:41.183	31
2	3	Charouz/Stovicek	HTP Gravity Charouz(CZE)	Mercedes SLS AMG GT3	33	1:00:22.509	2LAPS	119.2	1:41.619	9
3	8	Mascarello/Tozzo	ACL by Rodrive Competicoes(PF	Ford GT	33	1:01:42.159	2LAPS	116.7	1:40.633	32

Fastest lap of the class. Car 8 driver Felipe Tozzo on lap 24. Time 1:40.633, average speed 130.1 km/h.

Fastest lap of the race. Car 11 driver Vanthoor on lap 24. Time 1:37.213, average speed 134.6 km/h.

Following stewards decision no. 32 - 30s penalty for the car no. 12

Following stewards decision no. 34 - 30s penalty for the car no. 9

Steward:

Steward:

Steward: