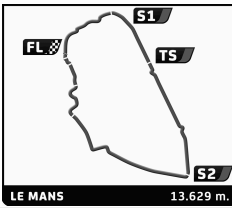




8-9-10 | 20 JUILLET | 16



GROUP C LE MANS CLASSIC 2016 QUALIFYING 1

Final Classification

Nr.	Drivers	Car	Cl	Time	Lap	Total	Gap	Kph
1	23 K. KUBOTA	NISSAN R90 CK - 1990	C1a	3:56.085	4	6	-	207.8
2	25 M. LYONS	GEBHARDT C91 - 1992	C3a	3:58.200	9	9	+2.115	206.0
3	4 D. GUENAT	PEUGEOT 905 EV1 Bis - 1993	C3a	3:58.539	7	8	+2.454	205.7
4	45 P. FRANCE / E. FRANCE	PORSCHE 962C - 1990	C1a	3:59.485	4	10	+3.400	204.9
5	145 J. PIGUET	SPICE SE89C - 1989	C2a	4:04.319	7	8	+8.234	200.8
6	28 R. DUMAS	PORSCHE 962C - 1989	C1a	4:06.238	6	6	+10.153	199.3
7	5 S. TANDY	SPICE SE90 GTP - 1990	C1a	4:07.253	9	9	+11.168	198.4
8	2 S. LYNN	SAUBER-MERCEDES C11 - 1990	C1a	4:08.441	7	7	+12.356	197.5
9	27 R. EVANS	NISSAN RC93 - 1991	C3a	4:12.150	2	3	+16.065	194.6
10	7 M. MONTEIRO / M. MONTEIRO	PORSCHE 962 - 1990	C1a	4:14.495	8	9	+18.410	192.8
11	170 A. SCOTT	SPICE SE86 - 1986	C2a	4:15.253	3	4	+19.168	192.2
12	16 Z. BROWN	PORSCHE 962 - 1986	C1b	4:17.040	8	8	+20.955	190.9
13	21 I. VERCOUTERE / R. KELLEENERS	PORSCHE 962C - 1990	C1a	4:17.318	3	8	+21.233	190.7
14	11 T. SUMMERS	LANCIA LC2 - 1984	C1b	4:18.385	8	9	+22.300	189.9
15	33 H. LINDBERG	PORSCHE 962 - 1989	C1a	4:19.496	9	9	+23.411	189.1
16	24 . MR JOHN OF B / D. FERRER	RONDEAU M382 - 1982	C1b	4:22.915	2	7	+26.830	186.6
17	22 C. PERRIER	MARCH 85G - 1985	C1b	4:25.309	9	9	+29.224	184.9
18	116 P. ROUSSELOT	SPICE SE89C - 1990	C2a	4:25.646	3	6	+29.561	184.7
19	162 M. GUERRA	GKW 862-C2 - 1988	C3b	4:25.728	7	8	+29.643	184.6
20	111 F. DA ROCHA / P. de THOISY	SPICE SE88C - 1988	C2a	4:28.505	3	7	+32.420	182.7
21	106 L. FORT / P. SCEMAMA	TIGA GC288 - 1988	C2a	4:30.214	3	4	+34.129	181.6
22	99 M. STRUDER	PORSCHE 962C - 1991	C3a	4:31.456	8	8	+35.371	180.7
23	29 J. INGLESSIS / A. TRICHAS	PORSCHE 962C - 1990	C1a	4:32.354	3	8	+36.269	180.1
24	163 J. PAOLETTI / E. JAMAR	ALBA AR2 - 1983	C2b	4:38.405	2	3	+42.320	176.2
25	151 M. WRIGLEY	ARGO JM19C - 1988	C2a	4:39.564	7	7	+43.479	175.5
26	44 P. SCHLEIFER	MARCH 84G - 1984	C1b	4:39.894	7	8	+43.809	175.3
27	198 N. DOQUIN / M. JULY	TIGA GC 286/289 - 1986	C2a	4:41.002	7	7	+44.917	174.6
28	3 P. GARROD	LOLA T92/10 - 1992	C3a	4:41.828	7	7	+45.743	174.1
29	177 F. LYONS	ALD C289 - 1989	C2a	4:44.203	4	7	+48.118	172.6
30	66 D. TITFORD / T. REEVES	EMKA C84/1 - 1985	C1b	4:47.334	4	4	+51.249	170.8
31	185 C. GADAIS / R. BELLETESTE	STHEMO SM - 1984	C2b	5:01.955	2	3	+1:05.870	162.5
32	41 R. HOPE	EMKA C83/1 - 1983	C1b	5:17.287	3	5	+1:21.202	154.6
33	40 M. LECOUCRT / R. NARAC	PORSCHE 962C - 1987	C1a	5:27.156	3	5	+1:31.071	150.0
34	112 J. FAY	TIGA GC 287 - 1986	C2a	5:27.941	3	4	+1:31.856	149.6

Not classified:

8	G. NAKAS	PORSCHE 962 - 1987	C1a					
10	M. CAMPAGNE / J. LAMMERS	SPICE SE92 GTP - 1992	C3a			6		
34	M. O'CONNELL	MARCH 84G - 1984	C1b			1		
36	H. KUNIE / Y. KIMIHIRO	TOYOTA 85C - 1985	C1b			4		
60	E. RICKENBACHER	CHEETAH G606 - 1989	C1a			3		
64	J. MERLIN	PORSCHE 941 - 1992	C1a					
82	M. LECOUCRT / R. NARAC	PORSCHE 962C - 1990	C1a					
98	E. DE DONCKER	SPICE SE90C - 1990	C1a			2		

Fastest Lap	Lap	Driver	Time	Kph
	Lap 4	Katsu KUBOTA	3:56.085	207.8 Kph

Published at:

Track Status: **DRY**

Stewards:

Timekeeper:

RICHARD MILLE

EFG

08/07/2016 Page 1 / 1



Le Point



ARTCURIAL
// Motorcars

J&D Classics



MOTUL



Clear Channel

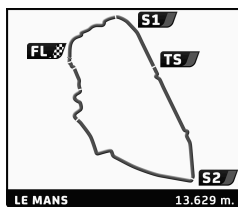


ALAIN FIGARET

NOSTALGIE



8-9-10 | 20 JUILLET | 16



GROUP C LE MANS CLASSIC 2016 QUALIFYING 1

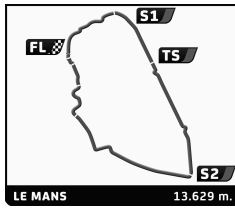
Best Sector Times

SECTOR 1			SECTOR 2			SECTOR 3			Pos	Nr	Ideal Lap	Best Lap
Pos	Nr	Time	Nr	Time	Nr	Time						
1	4	36.997	23	1:26.524	25	1:49.576	1	23	3:55.745	3:56.085	(1)	
2	45	37.622	45	1:29.122	23	1:51.295	2	25	3:58.200	3:58.200	(2)	
3	28	37.675	4	1:29.901	4	1:51.641	3	4	3:58.539	3:58.539	(3)	
4	23	37.926	25	1:30.573	45	1:51.795	4	45	3:58.539	3:59.485	(4)	
5	25	38.051	145	1:31.415	145	1:53.763	5	145	4:03.781	4:04.319	(5)	
6	145	38.603	7	1:31.776	10	1:53.932	6	28	4:05.314	4:06.238	(6)	
7	2	38.792	27	1:31.994	28	1:54.331	7	5	4:06.827	4:07.253	(7)	
8	5	38.915	5	1:32.682	5	1:55.230	8	2	4:08.441	4:08.441	(8)	
9	21	39.571	2	1:32.696	27	1:56.088	9	27	4:08.979	4:12.150	(9)	
10	170	39.934	28	1:33.308	2	1:56.953	10	10	4:10.495			
11	7	40.555	33	1:34.267	170	1:57.268	11	7	4:14.495	4:14.495	(10)	
12	11	40.589	16	1:34.727	21	1:59.938	12	170	4:15.253	4:15.253	(11)	
13	27	40.897	10	1:35.181	16	2:00.319	13	21	4:15.837	4:17.318	(13)	
14	16	41.070	11	1:36.239	11	2:01.557	14	16	4:16.116	4:17.040	(12)	
15	33	41.085	21	1:36.328	24	2:01.765	15	11	4:18.385	4:18.385	(14)	
16	60	41.207	24	1:36.466	7	2:02.164	16	33	4:18.522	4:19.496	(15)	
17	10	41.382	170	1:38.051	116	2:02.897	17	24	4:20.836	4:22.915	(16)	
18	22	41.586	116	1:38.149	33	2:03.170	18	22	4:25.309	4:25.309	(17)	
19	162	41.604	99	1:38.911	22	2:03.183	19	162	4:25.452	4:25.728	(19)	
20	29	41.738	29	1:39.518	162	2:03.706	20	116	4:25.646	4:25.646	(18)	
21	106	41.914	162	1:40.142	111	2:05.020	21	29	4:27.053	4:32.354	(23)	
22	111	42.285	60	1:40.213	106	2:05.405	22	111	4:28.505	4:28.505	(20)	
23	24	42.605	22	1:40.540	29	2:05.797	23	60	4:28.531			
24	44	42.748	177	1:41.088	163	2:06.655	24	106	4:29.326	4:30.214	(21)	
25	98	43.679	111	1:41.200	60	2:07.111	25	99	4:31.456	4:31.456	(22)	
26	177	43.936	106	1:42.007	99	2:08.521	26	163	4:33.565	4:38.405	(24)	
27	99	44.024	163	1:42.272	151	2:09.806	27	177	4:35.925	4:44.203	(29)	
28	40	44.101	66	1:42.671	177	2:10.901	28	151	4:38.857	4:39.564	(25)	
29	3	44.412	44	1:44.137	198	2:11.805	29	44	4:39.894	4:39.894	(26)	
30	151	44.531	3	1:44.467	3	2:12.368	30	198	4:41.002	4:41.002	(27)	
31	116	44.600	151	1:44.520	44	2:13.009	31	3	4:41.247	4:41.828	(28)	
32	198	44.607	198	1:44.590	66	2:17.122	32	66	4:44.440	4:47.334	(30)	
33	163	44.638	40	1:45.207	40	2:19.839	33	40	4:49.147	5:27.156	(33)	
34	66	44.647	34	1:50.268	98	2:19.889	34	98	4:58.747			
35	185	47.176	185	1:50.962	185	2:22.081	35	185	5:00.219	5:01.955	(31)	
36	41	47.574	41	1:53.872	41	2:28.106	36	41	5:09.552	5:17.287	(32)	
37	112	50.952	98	1:55.179	112	2:34.985	37	112	5:27.941	5:27.941	(34)	
38	36	55.676	112	2:02.004	36	2:54.919	38	36	5:57.691			





8-9-10 | 20 JUILLET 16



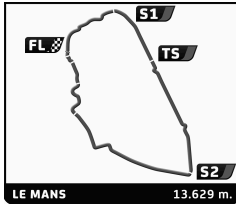
GROUP C LE MANS CLASSIC 2016 QUALIFYING 1

Best Top Speeds

Nr	Car	Class	Top Speed Driver	Top 1		Top 2		Top 3		Top 4		Top 5		Avg
				Kph	Lap	Kph	Lap	Kph	Lap	Kph	Lap	Kph	Lap	
23	NISSAN R90 CK - 1990	C1a	K. KUBOTA	330.1	5	309.5	4	269.1	2	233.5	6	229.1	3	274,3
45	PORSCHE 962C - 1990	C1a	P. FRANCE	321.4	10	320.4	8	312.2	7	309.5	9	283.1	3	309,3
33	PORSCHE 962 - 1989	C1a	H. LINDBERG	311.3	9	307.8	5	296.1	4	275.2	3	275.2	8	293,1
145	SPICE SE89C - 1989	C2a	J. PIGUET	298.5	3	282.3	7	281.6	2	273.8	6	256.5	1	278,5
4	PEUGEOT 905 EV1 Bis - 1993	C3a	D. GUENAT	295.3	8	286.0	7	279.4	5	276.6	4	267.8	6	281,0
5	SPICE SE90 GTP - 1990	C1a	S. TANDY	292.1	9	280.9	8	272.5	4	264.6	5	262.0	2	274,4
25	GEBHARDT C91 - 1992	C3a	M. LYONS	290.6	9	288.3	6	288.3	8	284.5	7	283.8	5	287,1
21	PORSCHE 962C - 1990	C1a	I. VERCOUTERE	280.2	8	272.5	6	269.1	4	252.9	3	240.1	5	263,0
10	SPICE SE92 GTP - 1992	C3a	M. CAMPAGNE	279.4	6	248.9	2	234.5	1	225.7	4	214.7	5	240,6
170	SPICE SE86 - 1986	C2a	A. SCOTT	278.7	3	239.6	2	212.2	1	179.1	4			227,4
28	PORSCHE 962C - 1989	C1a	R. DUMAS	278.0	6	268.5	5	247.2	4	233.0	2	220.3	3	249,4
27	NISSAN RC93 - 1991	C3a	R. EVANS	274.5	3	248.3	2	167.3	1					230,0
7	PORSCHE 962 - 1990	C1a	M. MONTEIRO	273.8	8	251.8	6	245.5	3	241.7	7	223.0	2	247,2
2	SAUBER-MERCEDES C11 - 1990	C1a	S. LYNN	273.2	4	267.8	7	259.5	3	257.7	5	245.5	6	260,7
22	MARCH 85G - 1985	C1b	C. PERRIER	262.6	8	259.5	3	248.3	9	242.3	7	237.5	5	250,0
24	RONDEAU M382 - 1982	C1b	MR JOHN OF B	258.3	2	252.9	5	251.2	6	242.3	4	239.6	7	248,9
11	LANCIA LC2 - 1984	C1b	T. SUMMERS	256.5	6	238.0	5	231.0	7	226.7	8	196.9	9	229,8
29	PORSCHE 962C - 1990	C1a	J. INGLESSIS	255.9	5	255.3	6	253.5	3	235.0	2	226.2	1	245,2
3	LOLA T92/10 - 1992	C3a	P. GARROD	255.3	5	238.0	4	221.6	7	202.7	6			229,4
111	SPICE SE88C - 1988	C2a	F. DA ROCHA	254.1	3	245.5	4	224.8	2	202.0	6	193.0	7	223,9
162	GKW 862-C2 - 1988	C3b	M. GUERRA	254.1	6	114.6	8							184,4
106	TIGA GC288 - 1988	C2a	L. FORT	249.5	4	242.8	3							246,2
40	PORSCHE 962C - 1987	C1a	M. LECOURT	246.1	4	225.7	3	195.1	2	187.1	5	156.5	1	202,1
99	PORSCHE 962C - 1991	C3a	M. STRIJDER	244.4	8	234.0	5	227.6	4	225.3	6	214.7	7	229,2
163	ALBA AR2 - 1983	C2b	J. PAOLETTI	241.2	2	232.0	3	179.7	1					217,6
151	ARGO JM19C - 1988	C2a	M. WRIGLEY	240.1	5	230.0	7	226.2	4	220.3	6	208.1	3	224,9
177	ALD C289 - 1989	C2a	F. LYONS	239.6	6	226.2	7	225.3	5	220.7	4	206.5	2	223,7
116	SPICE SE89C - 1990	C2a	P. ROUSSELOT	239.1	5	214.2	6							226,7
16	PORSCHE 962 - 1986	C1b	Z. BROWN	239.1	8	233.0	7	227.6	5	221.2	4	219.8	6	228,1
66	EMKA C84/1 - 1985	C1b	D. TITFORD	237.5	4	194.1	3	192.7	2	115.9	1			185,1
44	MARCH 84G - 1984	C1b	P. SCHLEIFER	220.7	8	217.6	7	210.5	6	208.1	5	203.1	4	212,0
34	MARCH 84G - 1984	C1b	M. O'CONNELL	219.4	1									219,4
41	EMKA C83/1 - 1983	C1b	R. HOPE	214.7	5	196.9	2	196.9	4	180.0	3	122.6	1	182,2
198	TIGA GC 286/289 - 1986	C2a	N. DOQUIN	212.6	7	204.2	6							208,4
36	TOYOTA 85C - 1985	C1b	H. KUNIE	203.8	3	200.1	2	199.4	4	184.9	1			197,1
185	STHEMO SM - 1984	C2b	C. GADAIS	203.1	3	191.3	2	135.4	1					176,6
98	SPICE SE90C - 1990	C1a	E. DE DONCKER	180.0	2	176.5	1							178,3
112	TIGA GC 287 - 1986	C2a	J. FAY	176.8	3	167.1	4	158.3	1	142.3	2			161,1
8	PORSCHE 962 - 1987	C1a												
82	PORSCHE 962C - 1990	C1a												
64	PORSCHE 941 - 1992	C1a												
60	CHEETAH G606 - 1989	C1a	E. RICKENBACHER											



8-9-10 | 20
JUILLET | 16



GROUP C
LE MANS CLASSIC 2016
QUALIFYING 1

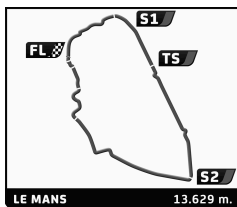
Fastest Lap Sequence

Practice Time	Drivers	Car	Class	Time	Kph	Lap
9:56.318	33 H. LINDBERG	PORSCHE 962 - 1989	C1a	4:26.642	184.0	2
9:56.496	45 P. FRANCE / E. FRANCE	PORSCHE 962C - 1990	C1a	4:09.088	197.0	2
13:56.929	45 P. FRANCE / E. FRANCE	PORSCHE 962C - 1990	C1a	4:00.433	204.1	3
17:56.414	45 P. FRANCE / E. FRANCE	PORSCHE 962C - 1990	C1a	3:59.485	204.9	4
23:38.455	23 K. KUBOTA	NISSAN R90 CK - 1990	C1a	3:56.085	207.8	4





8-9-10 | 20
JUILLET | 16



GROUP C
LE MANS CLASSIC 2016
QUALIFYING 1

Analysis

Personal Best Session Best B Crossing the finish line in pit lane

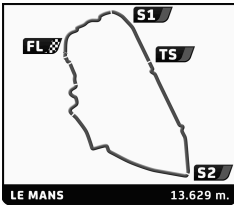
Table with columns: Lap, D, Time, Sector 1, Sector 2, Sector 3, Kph, Elapsed. Contains data for drivers 1-22 across 7 laps.

RICHARD MILLE





8-9-10 | 20
JUILLET | 16



GROUP C
LE MANS CLASSIC 2016
QUALIFYING 1

Analysis

Personal Best Session Best B Crossing the finish line in pit lane

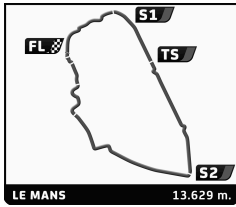
Table with columns: Lap, D, Time, Sector 1, Sector 2, Sector 3, Kph, Elapsed. Rows for drivers 23-44, including names like Katsuo KUBOTA, MR JOHN OF B, Michael LYONS, Richard EVANS, Romain DUMAS, John INGLESSIS, Henrik LINDBERG, Martin O'CONNELL, Hisashi KUNIE, Michel LECOURT, Richard HOPE, and Peter SCHLEIFER.

RICHARD MILLE





8-9-10 | 20
JUILLET | 16



GROUP C
LE MANS CLASSIC 2016
QUALIFYING 1

Analysis

Personal Best Session Best B Crossing the finish line in pit lane

Table with columns: Lap, D, Time, Sector 1, Sector 2, Sector 3, Kph, Elapsed. Contains driver data for cars 45, 60, 66, 98, 99, 106, 111, 112, 116, 145, 151, 162, 163.

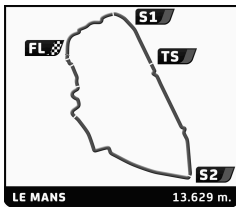
RICHARD MILLE

EFG





8-9-10 | 20 JUILLET | 16



GROUP C LE MANS CLASSIC 2016 QUALIFYING 1

Analysis

■ Personal Best
 ■ Session Best
 B Crossing the finish line in pit lane

Lap	D	Time	Sector 1	Sector 2	Sector 3	Kph	Elapsed	Lap	D	Time	Sector 1	Sector 2	Sector 3	Kph	Elapsed
1	1	6:49.937	1:50.143	2:00.926	2:58.868	119.7	6:49.937								
2	1	4:38.405	46.066	1:45.684	2:06.655	176.2	11:28.342								
3	1	4:44.123	45.200	1:50.430	2:08.493	172.7	16:12.465								

170		1. Aaron SCOTT		SPICE SE86 - 1986		C2a	
1	1	9:15.937 B	5:10.065	1:46.758	2:19.114	88.3	9:15.937
2	1	6:19.782	2:39.418	1:39.084	2:01.280	129.2	15:35.719
3	1	4:15.253	39.934	1:38.051	1:57.268	192.2	19:50.972
4	1	6:07.563 B	46.322	2:13.863	3:07.378	133.5	25:58.535

177		1. Frank LYONS		ALD C289 - 1989		C2a	
1	1	9:18.139	4:44.429	2:03.425	2:30.285	87.9	9:18.139
2	1	5:01.700	48.913	1:53.250	2:19.537	162.6	14:19.839
3	1	5:02.457	48.952	1:56.094	2:17.411	162.2	19:22.296
4	1	4:44.203	47.172	1:42.489	2:14.542	172.6	24:06.499
5	1	5:40.414 B	44.746	1:42.925	3:12.743	144.1	29:46.913
6	1	7:14.205	3:13.898	1:49.406	2:10.901	113.0	37:01.118
7	1	4:49.348 B	43.936	1:41.088	2:24.324	169.6	41:50.466

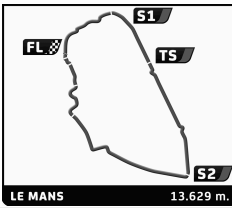
185		1. Christophe GADAIS 2. Romain BELLETESTE		STHEMO SM - 1984		C2b	
1	1	8:25.751	2:36.130	2:24.102	3:25.519	97.0	8:25.751
2	1	5:01.955	48.549	1:51.325	2:22.081	162.5	13:27.706
3	1	6:02.270 B	47.176	1:50.962	3:24.132	135.4	19:29.976

198		1. Nicolas DOQUIN 2. Marc JULLY		TIGA GC 286/289 - 1986		C2a	
1	1	7:35.647 B	1:49.340	2:19.001	3:27.306	107.7	7:35.647
2	1	10:06.500	5:32.403	2:05.278	2:28.819	80.9	17:42.147
3	1	5:34.618	49.484	2:09.290	2:35.844	146.6	23:16.765
4	1	5:41.671 B	48.338	1:55.174	2:58.159	143.6	28:58.436
5	1	7:17.509	3:09.233	1:49.562	2:18.714	112.1	36:15.945
6	1	4:46.364	44.881	1:47.647	2:13.836	171.3	41:02.309
7	1	4:41.002	44.607	1:44.590	2:11.805	174.6	45:43.311





8-9-10 | 20
JUILLET | 16



GROUP C
LE MANS CLASSIC 2016
QUALIFYING 2

Final Classification

Nr.	Drivers	Car	Cl	Time	Lap	Total	Gap	Kph
1	23 K. KUBOTA	NISSAN R90 CK - 1990	C1a	3:50.612	10	10	-	212.8
2	14 T. DREELAN / A. SCOTT	PORSCHE 962 - 1987	C1a	3:54.304	7	8	+3.692	209.4
3	45 P. FRANCE / E. FRANCE	PORSCHE 962C - 1990	C1a	3:55.967	2	3	+5.355	207.9
4	145 J. FIGUET	SPICE SE89C - 1989	C2a	3:58.047	2	5	+7.435	206.1
5	25 M. LYONS	GEBHARDT C91 - 1992	C3a	3:58.221	3	4	+7.609	206.0
6	4 D. GUENAT	PEUGEOT 905 EV1 Bis - 1993	C3a	3:58.729	6	7	+8.117	205.5
7	27 R. EVANS	NISSAN RC93 - 1991	C3a	3:58.783	7	9	+8.171	205.5
8	21 I. VERCOUTERE / R. KELLENERS	PORSCHE 962C - 1990	C1a	3:59.068	9	10	+8.456	205.2
9	5 S. TANDY	SPICE SE90 GTP - 1990	C1a	4:01.576	3	6	+10.964	203.1
10	60 E. RICKENBACHER	CHEETAH G606 - 1989	C1a	4:04.756	6	10	+14.144	200.5
11	28 R. DUMAS	PORSCHE 962C - 1989	C1a	4:06.171	4	5	+15.559	199.3
12	98 E. DE DONCKER	SPICE SE90C - 1990	C1a	4:07.226	6	8	+16.614	198.5
13	16 Z. BROWN	PORSCHE 962 - 1986	C1b	4:08.996	6	8	+18.384	197.0
14	111 F. DA ROCHA / P. de THOISY	SPICE SE88C - 1988	C2a	4:11.117	8	8	+20.505	195.4
15	64 J. MERLIN	PORSCHE 941 - 1992	C1a	4:12.774	5	6	+22.162	194.1
16	34 M. O'CONNELL	MARCH 84G - 1984	C1b	4:14.047	5	6	+23.435	193.1
17	33 H. LINDBERG	PORSCHE 962 - 1989	C1a	4:14.181	5	8	+23.569	193.0
18	66 D. TITFORD / T. REEVES	EMKA C84/1 - 1985	C1b	4:19.227	2	9	+28.615	189.3
19	11 T. SUMMERS	LANCIA LC2 - 1984	C1b	4:19.267	2	3	+28.655	189.2
20	2 S. LYNN	SAUBER-MERCEDES C11 - 1990	C1a	4:19.434	3	4	+28.822	189.1
21	162 M. GUERRA	GKW 862-C2 - 1988	C3b	4:21.300	2	5	+30.688	187.8
22	7 M. MONTEIRO / M. MONTEIRO	PORSCHE 962 - 1990	C1a	4:21.521	2	8	+30.909	187.6
23	22 C. FERRIER	MARCH 85G - 1985	C1b	4:22.395	4	9	+31.783	187.0
24	29 J. INGLESSIS / A. TRICHAS	PORSCHE 962C - 1990	C1a	4:22.509	9	9	+31.897	186.9
25	8 G. NAKAS	PORSCHE 962 - 1987	C1a	4:28.877	4	8	+38.265	182.5
26	24 . MR JOHN OF B / D. FERRER	RONDEAU M382 - 1982	C1b	4:28.970	2	7	+38.358	182.4
27	99 M. STRUDER	PORSCHE 962C - 1991	C3a	4:29.275	2	8	+38.663	182.2
28	40 M. LECOURT / R. NARAC	PORSCHE 962C - 1987	C1a	4:30.391	2	3	+39.779	181.5
29	177 F. LYONS	ALD C289 - 1989	C2a	4:34.288	6	8	+43.676	178.9
30	151 M. WRIGLEY	ARGO JM19C - 1988	C2a	4:37.072	4	7	+46.460	177.1
31	198 N. DOQUIN / M. JULY	TIGA GC 286/289 - 1986	C2a	4:38.750	5	9	+48.138	176.0
32	116 P. ROUSSELOT	SPICE SE89C - 1990	C2a	4:39.025	2	5	+48.413	175.8
33	41 R. HOPE	EMKA C83/1 - 1983	C1b	4:56.509	4	4	+1:05.897	165.5
34	3 P. GARROD	LOLA T92/10 - 1992	C3a	4:58.797	3	6	+1:08.185	164.2
Not classified:								
10	M. CAMPAGNE / J. LAMMERS	SPICE SE92 GTP - 1992	C3a			2		
36	H. KUNIE / Y. KIMIHIRO	TOYOTA 85C - 1985	C1b			2		
44	P. SCHLEIFER	MARCH 84G - 1984	C1b			2		
106	L. FORT / P. SCEMAMA	TIGA GC288 - 1988	C2a					
112	J. FAY	TIGA GC 287 - 1986	C2a					
185	C. GADAIS / R. BELLETESTE	STHEMO SM - 1984	C2b					
Fastest Lap				Lap 10	Katsu KUBOTA		3:50.612	212.8 Kph

Published at:

Track Status: **DRY**

Stewards:	Timekeeper:
-----------	-------------



Le Point

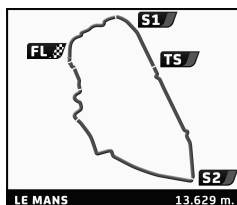


ARTCURIAL
// Motorcars





8-9-10 | 20 JUILLET | 16



LE MANS CLASSIC 2016

GROUP C QUALIFYING

Final Combined Classification

Nr Drivers	Team		Session 1		Session 2		Time	Gap
			Time	Lap	Time	Lap		
1	23 Katsu KUBOTA	C1a	3:56.085	4	3:50.612	10	3:50.612	
2	14 Tommy DREELAN/Aaron SCOTT	C1a			3:54.304	7	3:54.304	+3.692
3	45 Pierre-Alain FRANCE/Erwin FRANCE	C1a	3:59.485	4	3:55.967	2	3:55.967	+5.355
4	145 Julien PIGUET	C2a	4:04.319	7	3:58.047	2	3:58.047	+7.435
5	25 Michael LYONS	C3a	3:58.200	9	3:58.221	3	3:58.200	+7.588
6	4 Dominique GUENAT	C3a	3:58.539	7	3:58.729	6	3:58.539	+7.927
7	27 Richard EVANS	C3a	4:12.150	2	3:58.783	7	3:58.783	+8.171
8	21 Ivan VERCOUTERE/Ralf KELLENERS	C1a	4:17.318	3	3:59.068	9	3:59.068	+8.456
9	5 Steve TANDY	C1a	4:07.253	9	4:01.576	3	4:01.576	+10.964
10	60 Eric RICKENBACHER	C1a			4:04.756	6	4:04.756	+14.144
11	28 Romain DUMAS	C1a	4:06.238	6	4:06.171	4	4:06.171	+15.559
12	98 Eric DE DONCKER	C1a			4:07.226	6	4:07.226	+16.614
13	2 Shaun LYNN	C1a	4:08.441	7	4:19.434	3	4:08.441	+17.829
14	16 Zak BROWN	C1b	4:17.040	8	4:08.996	6	4:08.996	+18.384
15	111 Frédéric DA ROCHA/Pierre de THOI	C2a	4:28.505	3	4:11.117	8	4:11.117	+20.505
16	64 Jean-Marc MERLIN	C1a			4:12.774	5	4:12.774	+22.162
17	34 Martin O'CONNELL	C1b			4:14.047	5	4:14.047	+23.435
18	33 Henrik LINDBERG	C1a	4:19.496	9	4:14.181	5	4:14.181	+23.569
19	7 Manuel MONTEIRO/Manuel - MONTE	C1a	4:14.495	8	4:21.521	2	4:14.495	+23.883
20	170 Aaron SCOTT	C2a	4:15.253	3			4:15.253	+24.641
21	11 Tim SUMMERS	C1b	4:18.385	8	4:19.267	2	4:18.385	+27.773
22	66 Douglas TITFORD/Trevor REEVES	C1b	4:47.334	4	4:19.227	2	4:19.227	+28.615
23	162 Massimo GUERRA	C3b	4:25.728	7	4:21.300	2	4:21.300	+30.688
24	22 Christian PERRIER	C1b	4:25.309	9	4:22.395	4	4:22.395	+31.783
25	29 John INGLESSIS/Antonius TRICH	C1a	4:32.354	3	4:22.509	9	4:22.509	+31.897
26	24 MR JOHN OF B/David FERRER	C1b	4:22.915	2	4:28.970	2	4:22.915	+32.303
27	116 Pierre-François ROUSSELOT	C2a	4:25.646	3	4:39.025	2	4:25.646	+35.034
28	8 George NAKAS	C1a			4:28.877	4	4:28.877	+38.265
29	99 Mischa STRIJDER	C3a	4:31.456	8	4:29.275	2	4:29.275	+38.663
30	106 Laurent FORT/Philippe SCEMA	C2a	4:30.214	3			4:30.214	+39.602
31	40 Michel LECOURT/Raymond NARAC	C1a	5:27.156	3	4:30.391	2	4:30.391	+39.779
32	177 Frank LYONS	C2a	4:44.203	4	4:34.288	6	4:34.288	+43.676
33	151 Mike WRIGLEY	C2a	4:39.564	7	4:37.072	4	4:37.072	+46.460
34	163 Jean-Jacques PAOLETTI/Eric JAMAR	C2b	4:38.405	2			4:38.405	+47.793
35	198 Nicolas DOQUIN/Marc JULLY	C2a	4:41.002	7	4:38.750	5	4:38.750	+48.138
36	44 Peter SCHLEIFER	C1b	4:39.894	7			4:39.894	+49.282
37	3 Peter GARROD	C3a	4:41.828	7	4:58.797	3	4:41.828	+51.216
38	41 Richard HOPE	C1b	5:17.287	3	4:56.509	4	4:56.509	+1:05.897
39	185 Christophe GADAIS/Romain BELLETE	C2b	5:01.955	2			5:01.955	+1:11.343
40	112 Jonathan FAY	C2a	5:27.941	3			5:27.941	+1:37.329

Not classified:

10	Michiel CAMPAGNE/Jan LAMMERS	C3a
36	Hisashi KUNIE/Yashiro KIMIHI	C1b
82	Michel LECOURT/Raymond NARAC	C1a

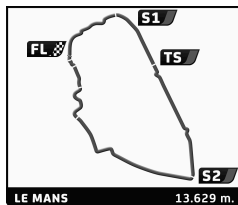
Published at:

Stewards:	Timekeeper:
-----------	-------------





8-9-10 | 20 JUILLET | 16



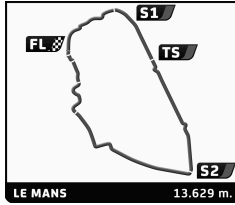
GROUP C LE MANS CLASSIC 2016 QUALIFYING 2

Best Sector Times

SECTOR 1			SECTOR 2			SECTOR 3			Pos	Nr	Ideal Lap	Best Lap
Pos	Nr	Time	Nr	Time	Nr	Time						
1	14	37.001	23	1:25.219	14	1:47.819	1	23	3:50.612	3:50.612	(1)	
2	4	37.348	45	1:28.107	23	1:48.013	2	14	3:54.228	3:54.304	(2)	
3	23	37.380	5	1:28.428	45	1:49.694	3	45	3:55.812	3:55.967	(3)	
4	145	37.391	27	1:28.537	25	1:50.523	4	145	3:57.802	3:58.047	(4)	
5	21	37.504	145	1:29.243	4	1:51.098	5	25	3:58.119	3:58.221	(5)	
6	25	37.611	21	1:29.328	145	1:51.168	6	4	3:58.601	3:58.729	(6)	
7	28	37.953	14	1:29.408	27	1:51.953	7	27	3:58.783	3:58.783	(7)	
8	45	38.011	60	1:29.516	21	1:52.236	8	21	3:59.068	3:59.068	(8)	
9	27	38.293	25	1:29.985	5	1:52.859	9	5	3:59.710	4:01.576	(9)	
10	5	38.423	4	1:30.155	28	1:54.302	10	60	4:04.449	4:04.756	(10)	
11	98	38.720	2	1:32.102	98	1:55.140	11	28	4:06.067	4:06.171	(11)	
12	2	39.109	16	1:32.533	60	1:55.323	12	98	4:06.488	4:07.226	(12)	
13	16	39.227	98	1:32.628	34	1:56.787	13	16	4:08.996	4:08.996	(13)	
14	34	39.393	7	1:33.288	16	1:57.236	14	111	4:11.110	4:11.117	(14)	
15	111	39.451	33	1:33.672	111	1:57.944	15	34	4:11.353	4:14.047	(16)	
16	60	39.610	111	1:33.715	64	1:58.204	16	64	4:12.774	4:12.774	(15)	
17	11	40.200	28	1:33.812	33	1:59.067	17	33	4:13.377	4:14.181	(17)	
18	29	40.357	64	1:33.919	66	1:59.606	18	2	4:15.080	4:19.434	(20)	
19	33	40.638	11	1:35.062	22	2:01.238	19	66	4:16.817	4:19.227	(18)	
20	64	40.651	34	1:35.173	29	2:02.330	20	11	4:17.805	4:19.267	(19)	
21	22	40.859	24	1:35.738	7	2:02.529	21	7	4:17.895	4:21.521	(22)	
22	66	41.430	66	1:35.781	11	2:02.543	22	22	4:20.711	4:22.395	(23)	
23	40	41.829	162	1:36.514	162	2:02.940	23	162	4:21.300	4:21.300	(21)	
24	162	41.846	99	1:37.727	2	2:03.869	24	29	4:21.395	4:22.509	(24)	
25	7	42.078	8	1:38.428	40	2:05.070	25	8	4:26.290	4:28.877	(25)	
26	151	42.123	22	1:38.614	8	2:05.080	26	24	4:26.729	4:28.970	(26)	
27	177	42.525	29	1:38.708	99	2:07.795	27	99	4:29.275	4:29.275	(27)	
28	8	42.782	177	1:38.903	24	2:08.097	28	40	4:30.026	4:30.391	(28)	
29	24	42.894	116	1:40.272	198	2:09.641	29	177	4:34.000	4:34.288	(29)	
30	99	43.753	151	1:42.252	151	2:11.795	30	151	4:36.170	4:37.072	(30)	
31	198	44.178	40	1:43.127	116	2:12.159	31	116	4:37.488	4:39.025	(32)	
32	116	45.057	198	1:44.322	177	2:12.572	32	198	4:38.141	4:38.750	(31)	
33	3	47.976	3	1:47.310	41	2:18.550	33	41	4:56.230	4:56.509	(33)	
34	41	48.208	41	1:49.472	3	2:22.153	34	3	4:57.439	4:58.797	(34)	
35	44	1:53.205	44	1:57.929	44	2:48.546	35	44	6:39.680			
36	10	4:30.145	36	2:19.587	36	3:13.473	36	10	10:38.600			
37	36	8:04.773	10	2:47.942	10	3:20.513	37	36	13:37.833			



8-9-10 | 20 JUILLET 16



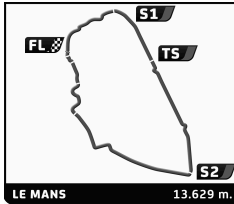
GROUP C LE MANS CLASSIC 2016 QUALIFYING 2

Best Top Speeds

Nr	Car	Class	Top Speed Driver	Top 1		Top 2		Top 3		Top 4		Top 5		Avg
				Kph	Lap	Kph	Lap	Kph	Lap	Kph	Lap	Kph	Lap	
23	NISSAN R90 CK - 1990	C1a	K. KUBOTA	340.4	4	334.1	10	334.1	5	333.1	2	298.5	3	328,0
45	PORSCHE 962C - 1990	C1a	P. FRANCE	318.5	2	307.8	1	247.2	3					291,2
33	PORSCHE 962 - 1989	C1a	H. LINDBERG	317.6	8	310.4	7	298.5	5	291.4	4	283.1	2	300,2
14	PORSCHE 962 - 1987	C1a	T. DREELAN	309.5	2	309.5	3	309.5	7	302.7	5	279.4	4	302,1
145	SPICE SE89C - 1989	C2a	J. PIGUET	303.5	3	299.3	2	282.3	4	269.1	1	217.2	5	274,3
5	SPICE SE90 GTP - 1990	C1a	S. TANDY	298.5	6	280.2	3	257.7	5	241.7	2	236.0	4	262,8
4	PEUGEOT 905 EV1 Bis - 1993	C3a	D. GUENAT	296.9	3	296.1	6	293.7	2	293.7	5	277.3	4	291,5
25	GEBHARDT C91 - 1992	C3a	M. LYONS	294.5	2	292.1	3	288.3	1	288.3	4			290,8
21	PORSCHE 962C - 1990	C1a	I. VERCOUTERE	292.9	9	289.8	8	289.0	7	280.9	3	278.0	6	286,1
111	SPICE SE88C - 1988	C2a	F. DA ROCHA	290.6	7	289.0	6	289.0	8	274.5	5	246.6	3	277,9
98	SPICE SE90C - 1990	C1a	E. DE DONCKER	289.8	6	287.5	7	286.0	8	285.3	3	283.8	5	286,5
66	EMKA C84/1 - 1985	C1b	D. TITFORD	284.5	2	273.2	3	266.5	6	265.8	4	260.8	5	270,2
34	MARCH 84G - 1984	C1b	M. O'CONNELL	282.3	3	280.2	6	279.4	5	265.2	2	237.0	4	268,8
16	PORSCHE 962 - 1986	C1b	Z. BROWN	281.6	7	277.3	6	275.9	8	260.1	2	257.4	4	269,9
27	NISSAN RC93 - 1991	C3a	R. EVANS	280.2	7	274.5	4	268.5	2	254.1	3	249.5	6	265,4
28	PORSCHE 962C - 1989	C1a	R. DUMAS	279.4	4	278.7	3	269.8	5	260.8	2	231.5	1	264,0
2	SAUBER-MERCEDES C11 - 1990	C1a	S. LYNN	275.2	4	267.8	3	255.9	2	208.5	1			251,9
24	RONDEAU M382 - 1982	C1b	MR.JOHN OF B	274.5	2	262.6	5	260.1	7	250.6	3	248.3	6	259,2
151	ARGO JM19C - 1988	C2a	M. WRIGLEY	264.6	7	255.3	6	240.7	3	223.4	4	219.0	2	240,6
177	ALD C289 - 1989	C2a	F. LYONS	262.0	6	257.1	5	254.7	7	248.9	1	236.5	4	251,8
22	MARCH 85G - 1985	C1b	C. PERRIER	260.8	9	238.0	5	235.5	7	235.0	3	235.0	4	240,9
29	PORSCHE 962C - 1990	C1a	J. INGLESSIS	260.8	7	258.9	9	254.7	2	253.5	8	251.2	3	255,8
11	LANCIA LC2 - 1984	C1b	T. SUMMERS	257.1	2	234.0	3	200.5	1					230,5
8	PORSCHE 962 - 1987	C1a	G. NAKAS	255.3	3	246.6	4	246.1	7	235.5	6	224.4	2	241,6
64	PORSCHE 941 - 1992	C1a	J. MERLIN	254.1	3	253.5	4	250.6	5	246.1	6	240.1	2	248,9
7	PORSCHE 962 - 1990	C1a	M. MONTEIRO	253.5	7	251.2	8	245.0	2	240.7	3	236.5	6	245,4
40	PORSCHE 962C - 1987	C1a	M. LECOURT	252.9	2	246.1	3	197.9	1					232,3
99	PORSCHE 962C - 1991	C3a	M. STRIJDER	252.9	7	243.9	8	242.8	3	238.0	2	231.5	6	241,8
198	TIGA GC 286/289 - 1986	C2a	N. DOQUIN	245.5	7	217.6	4	216.8	8	204.6	2	184.6	1	213,8
116	SPICE SE89C - 1990	C2a	P. ROUSSELOT	239.6	2	238.6	3	228.1	1	222.5	4	202.3	5	226,2
3	LOLA T92/10 - 1992	C3a	P. GARROD	233.5	3	213.8	2	202.0	4	199.7	6	195.8	5	209,0
44	MARCH 84G - 1984	C1b	P. SCHLEIFER	210.9	2	144.9	1							177,9
41	EMKA C83/1 - 1983	C1b	R. HOPE	206.9	3	197.2	4	193.0	2	168.1	1			191,3
36	TOYOTA 85C - 1985	C1b	H. KUNIE	200.5	1	170.7	2							185,6
10	SPICE SE92 GTP - 1992	C3a	M. CAMPAGNE	113.5	2									113,5
112	TIGA GC 287 - 1986	C2a												
60	CHEETAH G606 - 1989	C1a	E. RICKENBACHER											
162	GKW 862-C2 - 1988	C3b	M. GUERRA											
185	STHEMO SM - 1984	C2b												
106	TIGA GC288 - 1988	C2a												



8-9-10 | 20
JUILLET | 16



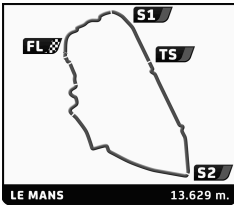
GROUP C
LE MANS CLASSIC 2016
QUALIFYING 2

Fastest Lap Sequence

Practice Time	Drivers	Car	Class	Time	Kph	Lap
8:37.349	145 J. PIGUET	SPICE SE89C - 1989	C2a	3:58.047	206.1	2
9:02.919	45 P. FRANCE / E. FRANCE	PORSCHE 962C - 1990	C1a	3:55.967	207.9	2
26:57.256	23 K. KUBOTA	NISSAN R90 CK - 1990	C1a	3:54.925	208.9	6
31:45.032	14 T. DREELAN / A. SCOTT	PORSCHE 962 - 1987	C1a	3:54.304	209.4	7
46:31.225	23 K. KUBOTA	NISSAN R90 CK - 1990	C1a	3:50.612	212.8	10



8-9-10 | 20
JUILLET | 16



GROUP C
LE MANS CLASSIC 2016
QUALIFYING 2

Analysis

Personal Best Session Best B Crossing the finish line in pit lane

Table with columns: Lap, D, Time, Sector 1, Sector 2, Sector 3, Kph, Elapsed. Contains driver data for cars 2, 3, 4, 5, 7, 8, 10, 11, 14, 16, 21, 22.

RICHARD MILLE



Le Point

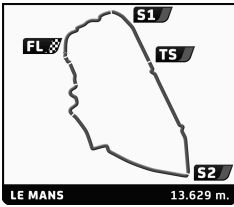


ARTCURIAL // Motorcars





8-9-10 | 20
JUILLET | 16



GROUP C
LE MANS CLASSIC 2016
QUALIFYING 2

Analysis

Personal Best Session Best B Crossing the finish line in pit lane

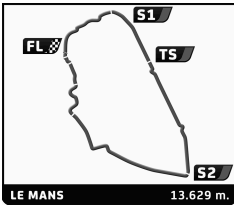
Table with columns: Lap, D, Time, Sector 1, Sector 2, Sector 3, Kph, Elapsed. Contains driver data for various cars including Porsche 962C, Nissan R90 CK, Rondeau M382, Gebhardt C91, Nissan RC93, and Toyota 85C.

RICHARD MILLE





8-9-10 | 20 JUILLET | 16



GROUP C LE MANS CLASSIC 2016 QUALIFYING 2

Analysis

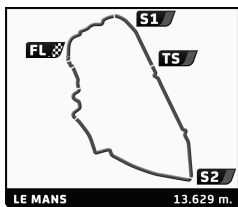
■ Personal Best ■ Session Best ■ Crossing the finish line in pit lane

Lap	D	Time	Sector 1	Sector 2	Sector 3	Kph	Elapsed	Lap	D	Time	Sector 1	Sector 2	Sector 3	Kph	Elapsed
45								Porsche 962C - 1990 C1a							
1. Pierre-Alain FRANCE															
2. Erwin FRANCE															
1	1	5:06.952	1:30.898	1:37.178	1:58.876	159.8	5:06.952	2	1	4:29.275	43.753	1:37.727	2:07.795	182.2	11:34.511
2	1	3:55.967	38.166	1:28.107	1:49.694	207.9	9:02.919	3	1	4:30.687	44.024	1:37.815	2:08.848	181.3	16:05.198
3	1	4:16.467 B	38.011	1:32.854	2:05.602	191.3	13:19.386	4	1	5:42.406 B	46.251	2:03.784	2:52.371	143.3	21:47.604
								5	1	11:28.583	7:14.455	1:53.119	2:21.009	71.3	33:16.187
								6	1	4:47.818	48.795	1:42.321	2:16.702	170.5	38:04.005
								7	1	4:46.504	45.253	1:41.661	2:19.590	171.3	42:50.509
								8	1	4:57.832 B	46.847	1:42.605	2:28.380	164.7	47:48.341
60								CHEETAH G606 - 1989 C1a							
1. Eric RICKENBACHER															
1	1	5:54.437	2:00.389	1:46.631	2:07.417	138.4	5:54.437	111	1	15:12.213	...	1:56.299	2:20.369	53.8	15:12.213
2	1	4:15.064	40.642	1:33.759	2:00.663	192.4	10:09.501	2	1	4:45.782	46.855	1:45.061	2:13.866	171.7	19:57.995
3	1	4:13.500	42.074	1:32.838	1:58.588	193.5	14:23.001	3	1	4:52.384 B	45.452	1:43.601	2:23.331	167.8	24:50.379
4	1	4:16.624	43.371	1:32.627	2:00.626	191.2	18:39.625	4	1	7:06.234	3:21.667	1:41.292	2:03.275	115.1	31:56.613
5	1	4:08.827	40.663	1:31.172	1:56.992	197.2	22:48.452	5	1	4:16.565	40.867	1:35.805	1:59.893	191.2	36:13.178
6	1	4:04.756	39.917	1:29.516	1:55.323	200.5	26:53.208	6	1	4:15.100	40.116	1:33.997	2:00.987	192.3	40:28.278
7	1	4:10.680	39.610	1:31.922	1:59.148	195.7	31:03.888	7	1	4:12.589	39.560	1:33.715	1:59.314	194.2	44:40.867
8	1	4:09.861	41.254	1:31.833	1:56.774	196.4	35:13.749	8	1	4:11.117	39.451	1:33.722	1:57.944	195.4	48:51.984
9	1	4:51.803	47.274	1:47.978	2:16.551	168.1	40:05.552								
10	1	4:54.161 B	47.395	1:47.335	2:19.431	166.8	44:59.713								
64								Porsche 941 - 1992 C1a							
1. Jean-Marc MERLIN															
1	1	6:06.405 B	1:59.829	1:48.603	2:17.973	133.9	6:06.405	116	1	9:21.225	5:13.265	1:47.917	2:20.043	87.4	9:21.225
2	1	6:40.116	2:57.034	1:39.462	2:03.620	122.6	12:46.521	2	1	4:39.025	46.594	1:40.272	2:12.159	175.8	14:00.250
3	1	4:20.063	41.575	1:34.490	2:03.998	188.7	17:06.584	3	1	4:55.037 B	45.057	1:40.481	2:29.499	166.3	18:55.287
4	1	4:16.773	41.428	1:36.555	1:58.790	191.1	21:23.357	4	1	8:43.391	4:38.933	1:44.758	2:19.700	93.7	27:38.678
5	1	4:12.774	40.651	1:33.919	1:58.204	194.1	25:36.131	5	1	5:35.428 B	48.473	1:58.029	2:48.926	146.3	33:14.106
6	1	4:58.138 B	48.788	1:44.952	2:24.398	164.6	30:34.269								
66								EMKA C84/1 - 1985 C1b							
1. Douglas TITFORD															
2. Trevor REEVES															
1	1	6:33.877	2:30.397	1:55.968	2:07.512	124.6	6:33.877	145	1	4:39.302	1:13.193	1:31.331	1:54.778	175.7	4:39.302
2	1	4:19.227	41.430	1:38.191	1:59.606	189.3	10:53.104	2	1	3:58.047	37.636	1:29.243	1:51.168	206.1	8:37.349
3	1	4:19.665	41.543	1:35.781	2:02.341	189.0	15:12.769	3	1	4:10.753 B	37.391	1:29.503	2:03.859	195.7	12:48.102
4	1	4:20.384	42.671	1:36.840	2:00.873	188.4	19:33.153	4	1	8:32.455	5:00.305	1:34.697	1:57.453	95.7	21:20.557
5	1	4:37.416 B	42.008	1:37.635	2:17.773	176.9	24:10.569	5	1	4:27.982 B	38.171	1:38.005	2:11.806	183.1	25:48.539
6	1	9:36.588	5:22.608	1:52.524	2:21.456	85.1	33:47.157								
7	1	4:50.904	50.125	1:47.650	2:13.129	168.7	38:38.061								
8	1	4:42.670	45.382	1:42.896	2:14.392	173.6	43:20.731								
9	1	5:11.604 B	44.609	1:42.461	2:44.534	157.5	48:32.335								
98								SPICE SE90C - 1990 C1a							
1. Eric DE DONCKER															
1	1	5:56.314	2:09.196	1:41.354	2:05.764	137.7	5:56.314	151	1	6:58.610 B	2:31.329	1:56.258	2:31.023	117.2	6:58.610
2	1	4:16.092	40.995	1:34.667	2:00.430	191.6	10:12.406	2	1	5:39.437	1:41.199	1:46.365	2:11.873	144.5	12:38.047
3	1	4:20.510	41.502	1:34.884	2:04.124	188.3	14:32.916	3	1	4:37.614	42.954	1:42.252	2:12.408	176.7	17:15.661
4	1	4:20.818	42.696	1:38.628	1:59.494	188.1	18:53.734	4	1	4:37.072	42.123	1:43.154	2:11.795	177.1	21:52.733
5	1	4:10.843	39.825	1:33.910	1:57.108	195.6	23:04.577	5	1	4:51.898 B	42.658	1:48.748	2:20.492	168.1	26:44.631
6	1	4:07.226	38.751	1:33.335	1:55.140	198.5	27:11.803	6	1	8:02.437 B	3:54.182	1:45.304	2:22.951	101.7	34:47.068
7	1	4:07.399	38.720	1:32.628	1:56.051	198.3	31:19.202	7	1	7:11.548 B	2:56.885	1:43.508	2:31.155	113.7	41:58.616
8	1	4:26.674 B	40.255	1:35.204	2:11.215	184.0	35:45.876								
99								Porsche 962C - 1991 C3a							
1. Mischa STRIJDER															
1	1	7:05.236	2:50.369	1:54.959	2:19.908	115.4	7:05.236	162	1	7:14.052	3:17.856	1:48.411	2:07.785	113.0	7:14.052
								2	1	4:21.300	41.846	1:36.514	2:02.940	187.8	11:35.352
								3	1	4:40.982 B	44.235	1:39.703	2:17.044	174.6	16:16.334
								4	1	10:52.102 B	6:14.328	1:54.726	2:43.048	75.2	27:08.436
								5	1	9:48.537 B	4:56.318	2:07.261	2:44.958	83.4	36:56.973
177								ALD C289 - 1989 C2a							
1. Frank LYONS															





8-9-10 | 20 JUILLET | 16



GROUP C LE MANS CLASSIC 2016 QUALIFYING 2

Analysis

■ Personal Best
 ■ Session Best
 B Crossing the finish line in pit lane

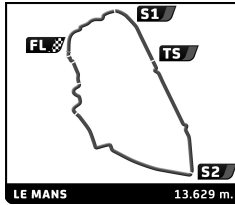
Lap	D	Time	Sector 1	Sector 2	Sector 3	Kph	Elapsed	Lap	D	Time	Sector 1	Sector 2	Sector 3	Kph	Elapsed
1	1	5:23.934	1:23.021	1:46.086	2:14.827	151.5	5:23.934								
2	1	4:59.185 B	47.085	1:48.890	2:23.210	164.0	10:23.119								
3	1	7:06.515 B	2:44.674	1:49.026	2:32.815	115.0	17:29.634								
4	1	7:43.721	3:50.399	1:40.750	2:12.572	105.8	25:13.355								
5	1	4:42.209	43.266	1:39.743	2:19.200	173.9	29:55.564								
6	1	4:34.288	42.525	1:38.903	2:12.860	178.9	34:29.852								
7	1	4:35.439	43.010	1:39.828	2:12.601	178.1	39:05.291								
8	1	5:05.275 B	44.629	1:46.839	2:33.807	160.7	44:10.566								

198		1. Nicolas DOQUIN		TIGA GC 286/289 - 1986			
		2. Marc JULLY		C2a			
1	1	8:46.882	4:25.854	2:00.269	2:20.759	93.1	8:46.882
2	1	4:50.968	46.937	1:49.291	2:14.740	168.6	13:37.850
3	1	5:07.454 B	45.446	1:49.398	2:32.610	159.6	18:45.304
4	1	6:34.480	2:32.630	1:49.797	2:12.053	124.4	25:19.784
5	1	4:38.750	44.445	1:44.664	2:09.641	176.0	29:58.534
6	1	4:38.983	44.369	1:44.322	2:10.292	175.9	34:37.517
7	1	4:43.795	46.753	1:45.276	2:11.766	172.9	39:21.312
8	1	4:44.808	44.178	1:50.103	2:10.527	172.3	44:06.120
9	1	4:41.510	44.397	1:45.447	2:11.666	174.3	48:47.630





8-9-10 | 20 JUILLET | 16



GROUP C LE MANS CLASSIC 2016 RACE (45')

Amended

Starting Grid

Hisashi KUNIE	36	- 18 -	112	5:27.941	Jonathan FAY	
Richard HOPE	4:56.509	41	- 17 -	3	4:41.828	Peter GARROD
Peter SCHLEIFER	4:39.894	44	- 16 -	198	4:38.750	Nicolas DOQUIN
Mike WRIGLEY	4:37.072	151	- 15 -	177	4:34.288	Frank LYONS
Michel LECOURT	4:30.391	40	- 14 -	99	4:29.275	Mischa STRIJDER
George NAKAS	4:28.877	8	- 13 -	116	4:25.646	Pierre-François ROUSSELOT
MR JOHN OF B	4:22.915	24	- 12 -	29	4:22.509	John INGLESSIS
Christian PERRIER	4:22.395	22	- 11 -	162	4:21.300	Massimo GUERRA
Douglas TITFORD	4:19.227	66	- 10 -	11	4:18.385	Tim SUMMERS
Manuel MONTEIRO	4:14.495	7	- 9 -	33	4:14.181	Henrik LINDBERG
Martin O'CONNELL	4:14.047	34	- 8 -	64	4:12.774	Jean-Marc MERLIN
Frédéric DA ROCHA	4:11.117	111	- 7 -	16	4:08.996	Zak BROWN
Shaun LYNN	4:08.441	2	- 6 -	98	4:07.226	Eric DE DONCKER
Romain DUMAS	4:06.171	28	- 5 -	60	4:04.756	Eric RICKENBACHER
Ivan VERCOUTERE	3:59.068	21	- 4 -	27	3:58.783	Richard EVANS
Dominique GUENAT	3:58.539	4	- 3 -	25	3:58.200	Michael LYONS
Julien PIGUET	3:58.047	145	- 2 -	45	3:55.967	Pierre-Alain FRANCE
Tommy DREELAN	3:54.304	14	- 1 -	23	3:50.612	Katsu KUBOTA

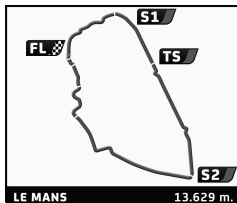
↓
Pole

Stewards:	Timekeeper:
-----------	-------------





8-9-10 | 20 JUILLET | 16



LE MANS CLASSIC 2016

GROUP C
RACE (45')

Final Classification

Drivers	Vehicle	Laps	Total Time	Penalty	Gap	Kph	Lap	Time	Kph
1 145 Julien PIGUET	SPICE SE89C - 1989	11	47:10.979				4	3:57.354	206.7
2 98 Eric DE DONCKER	SPICE SE90C - 1990	11	48:28.882		+1:17.903	185.5	7	4:05.410	199.9
3 14 Tommy DREELAN/Aaron SCOTT	PORSCHE 962 - 1987	11	48:43.158	02:00	+1:32.179	184.6	3	3:58.017	206.1
4 21 Ivan VERCOUTERE/Ralf KELLEENERS	PORSCHE 962C - 1990	11	49:02.801		+1:51.822	183.4	9	3:57.746	206.4
5 33 Henrik LINDBERG	PORSCHE 962 - 1989	11	49:58.662		+2:47.683	180.0	10	4:16.240	191.5
6 111 Frédéric DA ROCHA/Pierre de THOISY	SPICE SE88C - 1988	11	50:32.606		+3:21.627	178.0	3	4:10.079	196.2
7 16 Zak BROWN	PORSCHE 962 - 1986	11	50:42.713	02:00	+3:31.734	177.4	8	4:07.656	198.1
8 24 MR JOHN OF B/David FERRER	RONDEAU M382 - 1982	11	50:45.071		+3:34.092	177.2	4	4:14.778	192.6
9 177 Frank LYONS	ALD C289 - 1989	10	46:46.238				1 Lap	4:18.735	189.6
10 151 Mike WRIGLEY	ARGO JM19C - 1988	10	46:46.830				1 Lap	4:20.523	188.3
11 162 Massimo GUERRA	GKW 862 C2 - 1988	10	47:26.675				1 Lap	4:18.891	189.5
12 99 Mischa STRUDER	PORSCHE 962C - 1991	10	48:34.148				1 Lap	4:27.535	183.4
13 8 George NAKAS	PORSCHE 962 - 1987	10	48:35.332				1 Lap	4:17.644	190.4
14 198 Nicolas DOQUIN/Marc JULY	TIGA GC 286/289 - 1986	10	49:57.470				1 Lap	4:27.252	183.6
15 29 John INGLESSIS/Antonius TRICHAS	PORSCHE 962C - 1990	10	49:58.561				1 Lap	4:19.729	188.9
16 60 Eric RICKENBACHER	CHEETAH G606 - 1989	10	51:04.346	02:00			1 Lap	4:09.805	196.4
17 44 Peter SCHLEIFER	MARCH 84G - 1984	10	52:07.170	02:00			1 Lap	4:35.951	177.8
18 66 Douglas TITFORD/Trevor REEVES	EMKA C84/1 - 1985	9	47:16.620				2 Laps	4:21.993	187.3
19 41 Richard HOPE	EMKA C83/1 - 1983	9	48:48.687				2 Laps	4:44.951	172.2
20 112 Jonathan FAY	TIGA GC 287 - 1986	9	50:21.843				2 Laps	5:11.089	157.7
21 3 Peter GARROD	LOLA T92/10 - 1992	8	50:22.073				3 Laps	4:44.484	172.5
Not classified:									
23 Katsu KUBOTA	NISSAN R90 CK - 1990	10	42:00.432				7	3:53.531	210.1
45 Pierre-Alain FRANCE/Erwin FRANCE	PORSCHE 962C - 1990	10	43:12.433				2	3:53.095	210.5
2 Shaun LYNN	SAUBER-MERCEDES C111 - 1990	10	44:21.720				4	4:04.788	200.4
4 Dominique GUENAT	PEUGEOT 905 EV1 Bis - 1993	10	44:24.280				2	3:59.065	205.2
22 Christian PERRIER	MARCH 85G - 1985	10	46:57.247				8	4:15.643	191.9
27 Richard EVANS	NISSAN RC93 - 1991	9	39:15.636				4	3:59.145	205.2
34 Martin O'CONNELL	MARCH 84G - 1984	9	41:51.344				5	4:08.925	197.1
116 Pierre-François ROUSSELOT	SPICE SE89C - 1990	9	42:53.257	02:00			6	4:08.881	197.1
7 Manuel MONTEIRO/Manuel - MONTEIRO	PORSCHE 962 - 1990	9	46:43.452	02:00			6	4:13.333	193.7
25 Michael LYONS	GEBHARDT C91 - 1992	4	16:04.070				2	3:58.776	205.5
40 Michel LECOURT/Raymond NARAC	PORSCHE 962C - 1987	4	19:03.187				3	4:34.019	179.1
64 Jean-Marc MERLIN	PORSCHE 941 - 1992	1	4:28.891						
28 Romain DUMAS	PORSCHE 962C - 1989	1	4:43.445						
36 Hisashi KUNIE/Yashiro KIMIHIRO	TOYOTA 85C - 1985	1	5:39.532						
Not started									
11 Tim SUMMERS	LANCIA LC2 - 1984	0							

Pole Position		K. KUBOTA	3:50.612	
Fastest Lap	Lap 2	Pierre-Alain FRANCE	3:53.095	210.5 Kph

2 MINUTES PENALTY TO CARS N° 7-14-16-44-60-116 DUE TO PIT WINDOW INFRINGEMENT

Published at:

Track Status:

DRY

Stewards:

Timekeeper:

RICHARD MILLE



Le Point



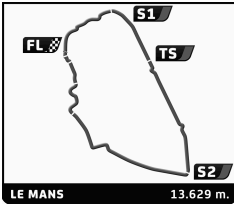
ARTCURIAL
// Motorcars



NOSTALGIE



8-9-10 | 20 JUILLET | 16



GROUP C LE MANS CLASSIC 2016 RACE

Final Classification by Class

Nr. Drivers	Team	Car	Laps	Total Time	Gap	Kph	Best Lap		
							Lap	Time	Kph
C1a									
1	98 E. DE DONCKER	SPICE SE90C - 1990	11	48:28.882		185.5	7	4:05.410	199.9
2	14 T. DREELAN / A. SCOTT	PORSCHE 962 - 1987	11	48:43.158	+14.276	184.6	3	3:58.017	206.1
3	21 I. VERCOUTERE / R. KELLENERS	PORSCHE 962C - 1990	11	49:02.801	+33.919	183.4	9	3:57.746	206.4
4	33 H. LINDBERG	PORSCHE 962 - 1989	11	49:58.662	+1:29.780	180.0	10	4:16.240	191.5
5	8 G. NAKAS	PORSCHE 962 - 1987	10	48:35.332	1 Laps	168.3	10	4:17.644	190.4
6	29 J. INGLESSIS / A. TRICHAS	PORSCHE 962C - 1990	10	49:58.561	1 Laps	163.6	3	4:19.729	188.9
7	60 E. RICKENBACHER	CHEETAH G606 - 1989	10	51:04.346	1 Laps	160.1	2	4:09.805	196.4
Not classified:									
23	K. KUBOTA	NISSAN R90 CK - 1990	10	42:00.432	1 Laps	194.7	7	3:53.531	210.1
45	P. FRANCE / E. FRANCE	PORSCHE 962C - 1990	10	43:12.433		189.3	2	3:53.095	210.5
2	S. LYNN	SAUBER-MERCEDES C11 - 1990	10	44:21.720	1 Laps	184.3	4	4:04.788	200.4
7	M. MONTEIRO / M. MONTEIRO	PORSCHE 962 - 1990	9	46:43.452		157.5	6	4:13.333	193.7
40	M. LECOURT / R. NARAC	PORSCHE 962C - 1987	4	19:03.187	7 Laps	171.7	3	4:34.019	179.1
64	J. MERLIN	PORSCHE 941 - 1992	1	4:28.891		182.5			
28	R. DUMAS	PORSCHE 962C - 1989	1	4:43.445	10 Laps	173.1			
C1b									
1	16 Z. BROWN	PORSCHE 962 - 1986	11	50:42.713		177.4	8	4:07.656	198.1
2	24 . MR JOHN OF B / D. FERRER	RONDEAU M382 - 1982	11	50:45.071	+2.358	177.2	4	4:14.778	192.6
3	44 P. SCHLEIFER	MARCH 84G - 1984	10	52:07.170	1 Laps	156.9	8	4:35.951	177.8
4	66 D. TITFORD / T. REEVES	EMKA C84/1 - 1985	9	47:16.620	2 Laps	155.7	2	4:21.993	187.3
5	41 R. HOPE	EMKA C83/1 - 1983	9	48:48.687	2 Laps	150.8	8	4:44.951	172.2
Not classified:									
22	C. PERRIER	MARCH 85G - 1985	10	46:57.247	1 Laps	174.2	8	4:15.643	191.9
34	M. O'CONNELL	MARCH 84G - 1984	9	41:51.344		175.8	5	4:08.925	197.1
36	H. KUNIE / Y. KIMIHIRO	TOYOTA 85C - 1985	1	5:39.532	10 Laps	144.5			
Not started									
11	T. SUMMERS	LANCIA LC2 - 1984				0.0			
C2a									
1	145 J. FIGUET	SPICE SE89C - 1989	11	47:10.979		190.6	4	3:57.354	206.7
2	111 F. DA ROCHA / P. de THOISY	SPICE SE88C - 1988	11	50:32.606	+3:21.627	178.0	3	4:10.079	196.2
3	177 F. LYONS	ALD C289 - 1989	10	46:46.238	1 Laps	174.8	3	4:18.735	189.6
4	151 M. WRIGLEY	ARGO JM19C - 1988	10	46:46.830	1 Laps	174.8	9	4:20.523	188.3
5	198 N. DOQUIN / M. JULY	TIGA GC 286/289 - 1986	10	49:57.470	1 Laps	163.7	8	4:27.252	183.6
6	112 J. FAY	TIGA GC 287 - 1986	9	50:21.843	2 Laps	146.1	7	5:11.089	157.7
Not classified:									
116	P. ROUSSELOT	SPICE SE89C - 1990	9	42:53.257	2 Laps	171.6	6	4:08.881	197.1
C3a									
1	99 M. STRIJDER	PORSCHE 962C - 1991	10	48:34.148		168.4	3	4:27.535	183.4
2	3 P. GARROD	LOLA T92/10 - 1992	8	50:22.073	2 Laps	129.9	3	4:44.484	172.5
Not classified:									
4	D. GUENAT	PEUGEOT 905 EV1 Bis - 1993	10	44:24.280		184.2	2	3:59.065	205.2
27	R. EVANS	NISSAN RC93 - 1991	9	39:15.636	1 Laps	187.5	4	3:59.145	205.2
25	M. LYONS	GEBHARDT C91 - 1992	4	16:04.070		203.6	2	3:58.776	205.5
C3b									
1	162 M. GUERRA	GKW 862-C2 - 1988	10	47:26.675		172.4	4	4:18.891	189.5

2 MINUTES PENALTY TO CARS N° 7-14-16-44-60-116 DUE TO PIT WINDOW INFRINGEMENT

Published at:

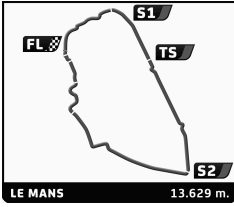
Track Status: **DRY**

Stewards:	Timekeeper:
-----------	-------------





8-9-10 | 20 JUILLET | 16



GROUP C LE MANS CLASSIC 2016 RACE

Lap Chart

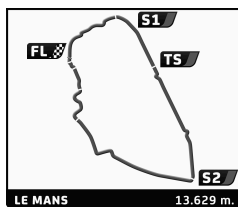
LAP

Nr	Pos	Pit	Lap											
			1	2	3	4	5	6	7	8	9	10	11	
23	1	23	45	45	23	23	45	45	116	23	23	23	14	
14	2	14	23	23	45	45	23	145	23	14	14	14	145	
45	3	45	145	145	14	145	145	14	14	45	145	145	98	
145	4	145	14	14	145	14	14	16	45	145	45	45	16	
25	5	25	4	4	25	25	27	116	145	27	27	98	21	
4	6	4	25	25	27	27	4	111	4	4	2	2	33	
27	7	27	27	27	4	4	2	34	27	2	98	4	111	
21	8	21	98	2	2	2	98	33	2	98	16	16	24	
60	9	60	60	98	98	98	16	23	98	16	4	21		
28	10	28	2	60	60	16	34	21	16	34	116	33		
98	11	98	16	16	16	111	111	22	34	116	21	111		
2	12	2	21	34	111	34	116	4	111	21	33	24		
16	13	16	64	111	34	60	33	151	33	33	111	177		
111	14	111	34	33	33	116	21	27	21	111	34	151		
64	15	64	111	21	116	33	24	2	24	24	24	22		
34	16	34	33	116	21	21	162	98	22	22	22	162		
33	17	33	7	66	162	24	22	44	177	177	177	99		
7	18	7	116	162	24	162	177	24	151	151	151	8		
11	19	11	28	24	66	177	151	177	162	162	162	60		
66	20	66	151	151	177	66	66	162	7	7	99	198		
162	21	162	66	177	22	22	29	7	99	99	8	29		
22	22	22	8	22	29	29	99	99	8	8	60	44		
29	23	29	162	29	151	151	44	29	29	29	7			
24	24	24	24	99	99	99	3	8	44	60	29			
116	25	116	177	44	40	40	60	66	60	44	44			
8	26	8	29	40	44	44	7	198	198	198	198			
99	27	99	22	198	7	7	8	60	66	66	66			
40	28	40	44	3	198	198	198	3	41	41	41			
177	29	177	99	7	3	3	112	41	112	112	112			
151	30	151	40	41	8	8	41	112	3	3				
198	31	198	3	8	41	41								
44	32	44	198	112	112	112								
3	33	3	41											
41	34	41	112											
112	35	112	36											
36	36	36												





8-9-10 | 20 JUILLET | 16



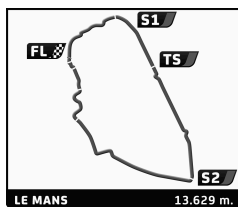
GROUP C LE MANS CLASSIC 2016 RACE

Best Sector Times

SECTOR 1			SECTOR 2			SECTOR 3			Pos	Nr	Ideal Lap	Best Lap
Pos	Nr	Time	Nr	Time	Nr	Time						
1	45	37.232	23	1:25.514	45	1:48.066	1	23	3:51.757	3:53.531	(2)	
2	14	37.317	45	1:27.551	23	1:48.620	2	45	3:52.849	3:53.095	(1)	
3	21	37.418	27	1:27.831	14	1:48.978	3	14	3:56.301	3:58.017	(5)	
4	4	37.508	21	1:29.266	25	1:49.562	4	145	3:56.679	3:57.354	(3)	
5	25	37.612	145	1:29.307	145	1:49.745	5	21	3:57.206	3:57.746	(4)	
6	23	37.623	14	1:30.006	4	1:50.486	6	27	3:57.687	3:59.145	(8)	
7	145	37.627	4	1:30.315	21	1:50.522	7	25	3:57.756	3:58.776	(6)	
8	2	38.409	25	1:30.582	27	1:51.233	8	4	3:58.309	3:59.065	(7)	
9	98	38.588	2	1:31.658	2	1:53.219	9	2	4:03.286	4:04.788	(9)	
10	27	38.623	98	1:31.772	98	1:53.459	10	98	4:03.819	4:05.410	(10)	
11	34	38.800	16	1:32.094	34	1:54.709	11	34	4:06.494	4:08.925	(13)	
12	16	39.327	7	1:32.391	16	1:55.198	12	16	4:06.619	4:07.656	(11)	
13	111	39.481	116	1:32.811	116	1:55.413	13	116	4:07.738	4:08.881	(12)	
14	116	39.514	34	1:32.985	60	1:55.848	14	60	4:08.906	4:09.805	(14)	
15	60	39.739	60	1:33.319	111	1:56.011	15	111	4:09.634	4:10.079	(15)	
16	162	40.045	33	1:33.640	24	1:57.910	16	24	4:12.378	4:14.778	(17)	
17	29	40.221	24	1:33.956	22	1:58.353	17	7	4:13.333	4:13.333	(16)	
18	22	40.362	111	1:34.142	33	1:59.047	18	33	4:14.137	4:16.240	(19)	
19	24	40.512	64	1:34.909	7	1:59.109	19	22	4:14.999	4:15.643	(18)	
20	151	40.938	8	1:35.483	29	1:59.591	20	8	4:17.351	4:17.644	(20)	
21	177	41.079	177	1:35.693	162	1:59.867	21	162	4:17.365	4:18.891	(22)	
22	33	41.450	22	1:36.284	64	2:00.063	22	177	4:18.369	4:18.735	(21)	
23	8	41.717	99	1:37.427	8	2:00.151	23	29	4:18.393	4:19.729	(23)	
24	66	41.754	162	1:37.453	151	2:00.406	24	151	4:19.207	4:20.523	(24)	
25	7	41.833	151	1:37.863	66	2:01.094	25	66	4:21.432	4:21.993	(25)	
26	99	42.273	29	1:38.581	177	2:01.597	26	99	4:23.749	4:27.535	(27)	
27	40	43.143	66	1:38.584	198	2:03.037	27	198	4:26.650	4:27.252	(26)	
28	198	43.378	198	1:40.235	99	2:04.049	28	40	4:33.401	4:34.019	(28)	
29	44	44.074	44	1:41.314	28	2:07.901	29	44	4:34.229	4:35.951	(29)	
30	41	44.461	40	1:41.859	40	2:08.399	30	3	4:43.156	4:44.484	(30)	
31	3	44.972	3	1:43.090	44	2:08.841	31	41	4:43.674	4:44.951	(31)	
32	112	46.505	28	1:43.853	41	2:12.189	32	112	5:04.403	5:11.089	(32)	
33	36	52.461	41	1:47.024	3	2:15.094	33	36	5:17.065			



8-9-10 | 20 JUILLET 16



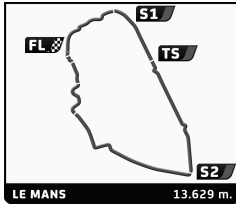
GROUP C LE MANS CLASSIC 2016 RACE

Best Top Speeds

Nr	Car	Class	Top Speed Driver	Top 1		Top 2		Top 3		Top 4		Top 5		Avg
				Kph	Lap	Kph	Lap	Kph	Lap	Kph	Lap	Kph	Lap	
23	NISSAN R90 CK - 1990	C1a	K. KUBOTA	336.2	5	335.2	3	333.1	4	329.1	8	325.2	6	331,8
27	NISSAN RC93 - 1991	C3a	R. EVANS	326.1	5	323.3	4	314.9	8	306.9	7	305.2	9	315,3
45	PORSCHE 962C - 1990	C1a	P. FRANCE	318.5	5	316.7	3	315.8	4	310.4	2	307.8	1	313,8
33	PORSCHE 962 - 1989	C1a	H. LINDBERG	308.6	10	306.9	9	302.7	11	297.7	3	287.5	7	300,7
8	PORSCHE 962 - 1987	C1a	G. NAKAS	308.6	2	289.0	1	280.2	3	276.6	9	269.8	4	284,8
14	PORSCHE 962 - 1987	C1a	A. SCOTT	305.2	3	289.0	1	280.2	2	275.9	8	269.8	6	284,0
145	SPICE SE89C - 1989	C2a	J. PIGUET	304.3	6	302.7	8	302.7	5	301.8	4	299.3	1	302,2
21	PORSCHE 962C - 1990	C1a	I. VERCOUTERE	298.5	10	297.7	9	296.9	8	292.9	7	292.1	3	295,6
25	GEBHARDT C91 - 1992	C3a	M. LYONS	296.9	2	293.7	3	289.8	4	278.7	1			289,8
98	SPICE SE90C - 1990	C1a	E. DE DONCKER	296.1	4	296.1	7	295.3	2	295.3	8	292.9	3	295,1
2	SAUBER-MERCEDES C11 - 1990	C1a	S. LYNN	296.1	5	289.0	6	281.6	7	271.8	3	265.8	4	280,9
116	SPICE SE89C - 1990	C2a	P. ROUSSELOT	294.5	4	289.8	9	279.4	2	278.7	7	271.8	5	282,8
16	PORSCHE 962 - 1986	C1b	Z. BROWN	292.9	6	288.3	7	281.6	4	281.6	5	280.9	3	285,1
4	PEUGEOT 905 EV1 Bis - 1993	C3a	D. GUENAT	292.1	2	292.1	9	292.1	4	291.4	5	291.4	7	291,8
111	SPICE SE88C - 1988	C2a	F. DA ROCHA	289.0	3	289.0	5	287.5	6	285.3	4	273.2	2	284,8
24	RONDEAU M382 - 1982	C1b	MR JOHN OF B	289.0	5	280.9	6	262.6	2	260.1	9	258.9	4	270,3
34	MARCH 84G - 1984	C1b	M. O'CONNELL	286.8	5	286.0	3	286.0	6	283.8	4	283.8	8	285,3
7	PORSCHE 962 - 1990	C1a	M. MONTEIRO	285.3	3	275.9	5	260.8	7	255.3	8	252.3	4	265,9
151	ARGO JM19C - 1988	C2a	M. WRIGLEY	278.7	10	278.0	5	272.5	3	268.5	2	259.5	9	271,4
99	PORSCHE 962C - 1991	C3a	M. STRIJDER	277.3	8	264.6	5	258.3	10	245.5	9	245.0	6	258,1
177	ALD C289 - 1989	C2a	F. LYONS	277.3	9	276.6	6	275.9	5	274.5	7	274.5	4	275,8
22	MARCH 85G - 1985	C1b	C. PERRIER	272.5	6	266.5	4	260.1	5	258.3	7	256.5	9	262,8
66	EMKA C84/1 - 1985	C1b	D. TITFORD	262.6	7	259.5	1	255.3	2	253.5	4	244.4	5	255,1
198	TIGA GC 286/289 - 1986	C2a	N. DOQUIN	262.0	8	258.3	7	254.1	6	246.6	4	239.6	9	252,1
29	PORSCHE 962C - 1990	C1a	J. INGLESSIS	257.7	3	257.1	1	257.1	4	252.9	2	233.5	5	251,7
3	LOLA T92/10 - 1992	C3a	P. GARROD	257.1	5	254.7	3	253.5	4	249.5	8	242.3	7	251,4
64	PORSCHE 941 - 1992	C1a	J. MERLIN	248.9	1									248,9
40	PORSCHE 962C - 1987	C1a	M. LECOURT	248.3	4	243.3	3	219.0	1	217.6	2			232,1
41	EMKA C83/1 - 1983	C1b	R. HOPE	246.6	8	228.6	7	227.6	9	224.8	1	223.4	2	230,2
28	PORSCHE 962C - 1989	C1a	R. DUMAS	245.0	1									245,0
44	MARCH 84G - 1984	C1b	P. SCHLEIFER	228.6	6	227.6	3	218.5	1	212.6	10	211.7	5	219,8
36	TOYOTA 85C - 1985	C1b	H. KUNIE	225.7	1									225,7
112	TIGA GC 287 - 1986	C2a	J. FAY	200.1	4	199.0	1	195.1	5	192.4	7	191.3	2	195,6
162	GKW 862-C2 - 1988	C3b	M. GUERRA											
11	LANCIA LC2 - 1984	C1b												
60	CHEETAH G606 - 1989	C1a	E. RICKENBACHER											



8-9-10 | 20
JUILLET | 16



GROUP C
LE MANS CLASSIC 2016
RACE

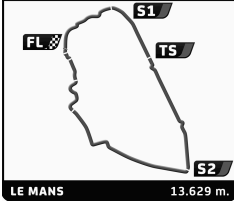
Fastest Lap Sequence

Practice Time	Drivers	Car	Class	Time	Kph	Lap
7:55.847	45 P. FRANCE / E. FRANCE	PORSCHE 962C - 1990	C1a	3:53.095	210.5	2





8-9-10 | 20 JUILLET | 16



GROUP C LE MANS CLASSIC 2016 RACE

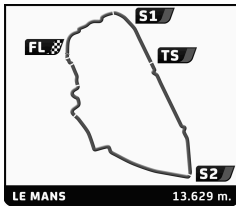
Analysis by lap

Lapped

Nr	Lap Time	Gap	Nr	Lap Time	Gap	Nr	Lap Time	Gap	Nr	Lap Time	Gap	Nr	Lap Time	Gap
Lap 1			Lap 3			Lap 5			Lap 7			Lap 9		
45	4:02.752		23	3:54.466		45	3:59.366		116	4:15.787		23	4:01.797	
23	4:03.300	0.548	45	3:57.819	1.449	8	4:35.084	1 Lap	23	3:53.531	14.831	162	4:20.181	1 Lap
145	4:04.197	1.445	14	3:58.017	9.251	23	4:03.992	2.709	23	4:13.333	1 Lap	14	4:02.543	32.569
14	4:05.131	2.379	145	3:59.653	10.191	145	3:59.260	10.946	7	7:09.212	1 Lap	145	4:05.446	58.200
4	4:05.740	2.988	25	3:59.189	12.091	14	4:00.809	13.506	99	7:09.212	1 Lap	45	4:05.446	58.200
25	4:06.343	3.591	25	3:59.189	12.091	7	4:40.768	3:39.122	14	6:23.519	42.195	41	4:46.227	2 Laps
27	4:11.955	9.203	27	4:01.687	22.538	7	4:40.768	3:39.122	29	7:59.810	1 Lap	27	4:00.018	1:12.038
98	4:20.977	18.225	4	4:11.374	23.962	198	4:51.266	3:52.347	45	6:46.542	56.118	99	4:28.914	1 Lap
60	4:22.007	19.255	2	4:05.845	41.816	3	4:50.914	4:00.865	145	6:48.717	1:03.472	7	4:29.623	1 Lap
2	4:23.290	20.538	98	4:07.881	45.748	4	4:13.837	45.365	4	4:00.106	1:05.965	112	5:11.089	2 Laps
16	4:27.723	24.971	60	4:13.340	52.935	2	4:16.461	1:07.206	8	4:20.043	1 Lap	8	4:20.118	1 Lap
21	4:28.610	25.858	16	4:10.399	59.972	98	4:16.546	1:13.797	27	3:59.327	1:22.411	2	4:11.189	1:47.466
64	4:28.891	26.139	111	4:10.079	1:04.534	16	4:10.887	1:27.764	66	8:59.874	1 Lap	98	4:09.105	1:54.607
34	4:29.422	26.670	34	4:11.768	1:05.016	34	4:08.925	1:28.238	2	4:07.511	1:40.992	29	4:38.313	1 Lap
111	4:30.275	27.523	116	4:12.776	1:15.886	111	4:10.580	1:29.585	98	4:05.410	1:46.702	16	4:09.994	2:16.121
33	4:31.967	29.215	21	4:18.130	1:18.950	111	5:17.176	1 Lap	198	4:38.881	1 Lap	60	4:12.800	1 Lap
7	4:37.594	34.842	162	4:19.765	1:38.935	112	5:17.176	1 Lap	60	6:38.480	1 Lap	4	5:01.735	2:19.681
116	4:38.194	35.442	24	4:18.561	1:39.532	116	4:09.177	1:40.611	16	6:30.141	2:08.714	44	4:35.951	1 Lap
28	4:43.445	40.693	66	4:22.991	1:40.864	33	4:17.266	1:54.141	34	6:39.641	2:26.243	198	4:27.252	1 Lap
151	4:47.322	44.570	177	4:18.735	1:43.258	21	4:17.590	1:57.276	111	7:04.334	2:49.345	116	4:10.181	2:49.659
66	4:48.097	45.345	22	4:18.874	1:44.058	24	4:25.365	2:23.816	33	6:45.517	2:59.154	21	3:57.746	2:50.273
8	4:49.233	46.481	29	4:19.729	1:45.756	162	4:22.684	2:24.651	21	6:40.404	3:02.307	111	4:25.170	3:34.985
162	4:49.625	46.873	151	4:24.663	1:47.173	22	4:18.504	2:29.474	24	4:22.552	3:40.550	34	5:16.843	3:47.746
24	4:53.467	50.715	99	4:27.535	2:11.713	177	4:30.222	2:39.799	22	6:49.447	3:41.609			
177	4:55.714	52.962	40	4:34.019	2:31.623	151	4:27.655	2:41.610	177	4:21.427	3:49.030			
29	4:56.127	53.375	44	4:44.972	2:42.144	66	4:35.146	2:45.435	151	6:41.668	3:49.360			
22	4:56.956	54.204	7	4:29.183	2:52.930	29	4:44.395	2:57.370						
44	5:00.561	57.809	198	4:42.781	2:55.657	99	4:44.686	3:32.387						
99	5:01.415	58.663	3	4:44.484	3:04.527	44	4:42.570	4:10.215						
40	5:10.830	1:08.078	8	4:23.750	3:21.809									
3	5:20.896	1:18.144	41	4:49.725	3:34.451									
198	5:21.536	1:18.784												
41	5:32.224	1:29.472												
112	5:39.025	1:36.273												
36	5:39.532	1:36.780												
Lap 2			Lap 4			Lap 6			Lap 8			Lap 10		
45	3:53.095		23	3:54.576		45	4:14.855		23	3:53.615		23	3:56.834	
23	3:54.451	1.904	45	3:55.044	1.917	145	4:09.088	5.179	3	9:03.164	2 Laps			
145	3:58.558	6.908	145	3:57.354	12.969	14	4:10.449	9.100	162	4:23.109	1 Lap			
14	3:58.320	7.604	14	3:59.305	13.980									
4	3:59.065	8.958	25	3:59.762	17.277									
25	3:58.776	9.272	112	5:12.382	1 Lap									
27	4:01.113	17.221	27	3:59.145	27.107									
2	4:04.898	32.341												
98	4:09.107	34.237												
60	4:09.805	35.965												
16	4:14.067	45.943												
34	4:16.043	49.618												
111	4:16.397	50.825												
33	4:18.056	54.176												
21	4:24.427	57.190												
116	4:17.133	59.480												
66	4:21.993	1:14.243												
162	4:21.762	1:15.540												



8-9-10 | 20
JUILLET | 16



GROUP C
LE MANS CLASSIC 2016
RACE

Analysis by lap

Lapped

Nr	Lap Time	Gap	Nr	Lap Time	Gap	Nr	Lap Time	Gap	Nr	Lap Time	Gap	Nr	Lap Time	Gap
24	4:16.238	1 Lap												
22	4:16.634	1 Lap												
177	4:18.888	1 Lap												
151	4:20.523	1 Lap												
66	4:42.850	2 Laps												
14	4:00.426	36.161												
162	4:20.332	1 Lap												
145	4:01.055	59.890												
45	4:10.635	1:12.001												
41	4:44.951	2 Laps												
99	4:27.872	1 Lap												
98	4:13.967	2:11.740												
8	4:36.240	1 Lap												
2	4:30.656	2:21.288												
4	4:01.001	2:23.848												
16	4:11.050	2:30.337												
60	4:22.623	1 Lap												
7	5:19.651	1 Lap												
112	5:17.681	2 Laps												
29	4:48.339	1 Lap												
21	4:05.827	2:59.266												
44	4:46.559	1 Lap												
198	4:32.778	1 Lap												
3	11:33.182	3 Laps												
33	4:16.240	3:41.962												
111	4:25.550	4:03.701												
24	4:15.881	4:21.695												

Lap 11

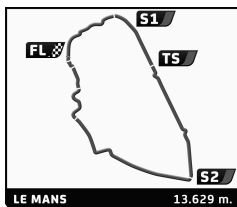
14	4:06.565	
177	4:24.235	1 Lap
151	4:22.841	1 Lap
22	4:50.006	1 Lap
145	4:10.657	27.821
66	4:48.843	2 Laps
162	4:37.562	1 Lap
98	4:16.710	1:45.724
99	4:35.130	1 Lap
8	4:17.644	1 Lap
16	4:11.944	1:59.555
41	4:55.003	2 Laps
21	4:03.103	2:19.643
60	4:20.903	1 Lap
198	4:32.960	1 Lap
29	4:59.967	1 Lap
33	4:16.268	3:15.504
44	4:43.775	1 Lap
112	5:26.963	2 Laps
3	4:45.487	3 Laps
111	4:28.473	3:49.448
24	4:22.944	4:01.913

RICHARD MILLE





8-9-10 | 20
JUILLET | 16



GROUP C
LE MANS CLASSIC 2016
RACE

Analysis

Personal Best Session Best B Crossing the finish line in pit lane

Table with columns: Lap, D, Time, Sector 1, Sector 2, Sector 3, Kph, Elapsed. It lists race data for 8 groups of cars, including driver names, car models, and lap-by-lap performance metrics.

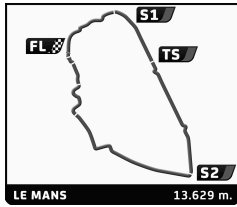
RICHARD MILLE

EFG





8-9-10 | 20
JUILLET | 16



GROUP C
LE MANS CLASSIC 2016
RACE

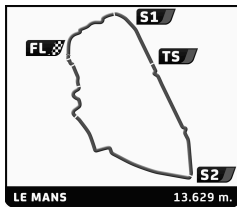
Analysis

Personal Best Session Best B Crossing the finish line in pit lane

Table with columns: Lap, D, Time, Sector 1, Sector 2, Sector 3, Kph, Elapsed. Contains race data for drivers 23, 24, 25, 27, 28, 29, 33, 34, 36, 40, 41.



8-9-10 | 20
JUILLET | 16



GROUP C
LE MANS CLASSIC 2016
RACE

Analysis

Personal Best Session Best B Crossing the finish line in pit lane

Table with 14 columns: Lap, D, Time, Sector 1, Sector 2, Sector 3, Kph, Elapsed. It shows race data for two drivers, with highlighted best lap times and session bests.

Driver 44: 1. Peter SCHLEIFER, MARCH 84G - 1984, C1b. Table with 7 columns: Lap, D, Time, Sector 1, Sector 2, Sector 3, Kph, Elapsed.

Driver 98: 1. Eric DE DONCKER, SPICE SE90C - 1990, C1a. Table with 7 columns: Lap, D, Time, Sector 1, Sector 2, Sector 3, Kph, Elapsed.

Driver 45: 1. Pierre-Alain FRANCE, 2. Erwin FRANCE, PORSCHE 962C - 1990, C1a. Table with 7 columns: Lap, D, Time, Sector 1, Sector 2, Sector 3, Kph, Elapsed.

Driver 99: 1. Mischa STRIJDER, PORSCHE 962C - 1991, C3a. Table with 7 columns: Lap, D, Time, Sector 1, Sector 2, Sector 3, Kph, Elapsed.

Driver 60: 1. Eric RICKENBACHER, CHEETAH G606 - 1989, C1a. Table with 7 columns: Lap, D, Time, Sector 1, Sector 2, Sector 3, Kph, Elapsed.

Driver 111: 1. Frédéric DA ROCHA, 2. Pierre de THOISY, SPICE SE88C - 1988, C2a. Table with 7 columns: Lap, D, Time, Sector 1, Sector 2, Sector 3, Kph, Elapsed.

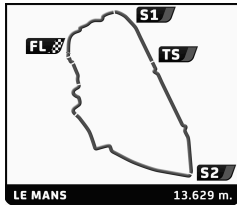
Driver 64: 1. Jean-Marc MERLIN, PORSCHE 941 - 1992, C1a. Table with 7 columns: Lap, D, Time, Sector 1, Sector 2, Sector 3, Kph, Elapsed.

Driver 112: 1. Jonathan FAY, TIGA GC 287 - 1986, C2a. Table with 7 columns: Lap, D, Time, Sector 1, Sector 2, Sector 3, Kph, Elapsed.

Driver 66: 1. Douglas TITFORD, 2. Trevor REEVES, EMKA C84/1 - 1985, C1b. Table with 7 columns: Lap, D, Time, Sector 1, Sector 2, Sector 3, Kph, Elapsed.



8-9-10 | 20 JUILLET | 16



GROUP C LE MANS CLASSIC 2016 RACE

Analysis

■ Personal Best
 ■ Session Best
 ■ Crossing the finish line in pit lane

Lap	D	Time	Sector 1	Sector 2	Sector 3	Kph	Elapsed
6	1	5:15.826	51.059	1:56.377	2:28.390	155.4	34:26.110
7	1	5:11.089	49.059	1:55.878	2:26.152	157.7	39:37.199
8	1	5:17.681	49.471	1:57.511	2:30.699	154.4	44:54.880
9	1	5:26.963	54.185	2:01.193	2:31.585	150.1	50:21.843

116 1.Pierre-François ROUSSELOT C2a							
Lap	D	Time	Sector 1	Sector 2	Sector 3	Kph	Elapsed
1	1	4:38.194	57.901	1:36.963	2:03.330	176.4	4:38.194
2	1	4:17.133	43.591	1:34.978	1:58.564	190.8	8:55.327
3	1	4:12.776	39.842	1:35.666	1:57.268	194.1	13:08.103
4	1	4:11.407	40.589	1:34.516	1:56.302	195.2	17:19.510
5	1	4:09.177	39.960	1:33.804	1:55.413	196.9	21:28.687
6	1	4:08.881	39.514	1:32.811	1:56.556	197.1	25:37.568
7	1	4:15.787 B	39.640	1:32.855	2:03.292	191.8	29:53.355
8	1	6:49.721	3:18.433	1:33.695	1:57.593	119.8	36:43.076
9	1	4:10.181	40.341	1:33.401	1:56.439	196.1	40:53.257

145 1.Julien PIGUET C2a							
Lap	D	Time	Sector 1	Sector 2	Sector 3	Kph	Elapsed
1	1	4:04.197	42.193	1:30.650	1:51.354	200.9	4:04.197
2	1	3:58.558	37.627	1:30.183	1:50.748	205.7	8:02.755
3	1	3:59.653	37.841	1:32.067	1:49.745	204.7	12:02.408
4	1	3:57.354	37.773	1:29.307	1:50.274	206.7	15:59.762
5	1	3:59.260	37.692	1:29.718	1:51.850	205.1	19:59.022
6	1	4:09.088 B	38.947	1:29.771	2:00.370	197.0	24:08.110
7	1	6:48.717	3:25.199	1:30.843	1:52.675	120.0	30:56.827
8	1	3:59.912	38.129	1:29.913	1:51.870	204.5	34:56.739
9	1	4:02.528	39.502	1:32.279	1:50.747	202.3	38:59.267
10	1	4:01.055	38.014	1:30.665	1:52.376	203.5	43:00.322
11	1	4:10.657	40.546	1:31.447	1:58.664	195.7	47:10.979

151 1.Mike WRIGLEY C2a							
Lap	D	Time	Sector 1	Sector 2	Sector 3	Kph	Elapsed
1	1	4:47.322	1:02.097	1:41.310	2:03.915	170.8	4:47.322
2	1	4:27.405	41.699	1:42.717	2:02.989	183.5	9:14.727
3	1	4:24.663	41.021	1:40.482	2:03.160	185.4	13:39.390
4	1	4:22.641	41.320	1:40.698	2:00.623	186.8	18:02.031
5	1	4:27.655	42.036	1:42.289	2:03.330	183.3	22:29.686
6	1	4:31.361 B	40.938	1:40.309	2:10.114	180.8	27:01.047
7	1	6:41.668	3:02.001	1:37.863	2:01.804	122.2	33:42.715
8	1	4:20.751	41.785	1:38.442	2:00.524	188.2	38:03.466
9	1	4:20.523	41.700	1:38.417	2:00.406	188.3	42:23.989
10	1	4:22.841	44.148	1:37.945	2:00.748	186.7	46:46.830

162 1.Massimo GUERRA C3b							
Lap	D	Time	Sector 1	Sector 2	Sector 3	Kph	Elapsed
1	1	4:49.625	1:04.854	1:40.697	2:04.074	169.4	4:49.625
2	1	4:21.762	42.590	1:38.770	2:00.402	187.4	9:11.387
3	1	4:19.765	40.831	1:38.539	2:00.395	188.9	13:31.152
4	1	4:18.891	40.288	1:38.736	1:59.867	189.5	17:50.043
5	1	4:22.684 B	40.913	1:37.453	2:04.318	186.8	22:12.727
6	1	7:32.764	3:52.079	1:39.686	2:00.999	108.4	29:45.491
7	1	4:23.109	40.606	1:39.506	2:02.997	186.5	34:08.600
8	1	4:20.181	40.604	1:39.239	2:00.338	188.6	38:28.781
9	1	4:20.332	40.045	1:39.900	2:00.387	188.5	42:49.113
10	1	4:37.562	45.731	1:39.397	2:12.434	176.8	47:26.675

177 1.Frank LYONS C2a							
Lap	D	Time	Sector 1	Sector 2	Sector 3	Kph	Elapsed
1	1	4:55.714	1:04.459	1:43.622	2:07.633	165.9	4:55.714
2	1	4:21.026	41.833	1:37.343	2:01.850	188.0	9:16.740
3	1	4:18.735	41.079	1:35.970	2:01.686	189.6	13:35.475
4	1	4:22.178	41.942	1:36.857	2:03.379	187.1	17:57.653
5	1	4:30.222 B	43.574	1:39.238	2:07.410	181.6	22:27.875
6	1	6:53.083	3:11.139	1:38.238	2:03.706	118.8	29:20.958
7	1	4:21.427	41.449	1:37.005	2:02.973	187.7	33:42.385
8	1	4:20.730	41.797	1:37.101	2:01.832	188.2	38:03.115
9	1	4:18.888	41.598	1:35.693	2:01.597	189.5	42:22.003
10	1	4:24.235	42.782	1:36.999	2:04.454	185.7	46:46.238

198 1.Nicolas DOQUIN 2.Marc JULLY C2a							
Lap	D	Time	Sector 1	Sector 2	Sector 3	Kph	Elapsed
1	1	5:21.536	1:15.984	1:48.779	2:16.773	152.6	5:21.536
2	1	4:43.557	46.458	1:46.927	2:10.172	173.0	10:05.093
3	1	4:42.781	44.820	1:46.697	2:11.264	173.5	14:47.874
4	1	4:51.266 B	44.703	1:43.518	2:23.045	168.5	19:39.140
5	1	7:23.490	3:26.976	1:46.383	2:10.131	110.6	27:02.630
6	1	4:38.881 B	43.378	1:42.317	2:13.186	175.9	31:41.511
7	1	4:42.969	57.045	1:40.833	2:05.091	173.4	36:24.480
8	1	4:27.252	43.980	1:40.235	2:03.037	183.6	40:51.732
9	1	4:32.778	44.434	1:44.588	2:03.756	179.9	45:24.510
10	1	4:32.960	45.474	1:41.105	2:06.381	179.7	49:57.470