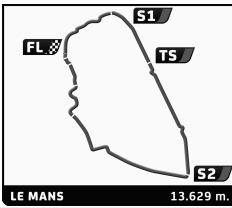




8-9-10 | 20
JUILLET | 16



PLATEAU 1 - GRID 1
LE MANS CLASSIC 2016
QUALIFYING

Final Classification

Table with columns: Nr. Drivers, Car, Cl, Time, Lap, Total, Gap, Kph. Lists 63 drivers and their performance metrics.

Not classified:

Table listing drivers not classified: G. BURNETT, V. ALLARDET, T. CHANOINE / M. SCHYRR / M. PLAISANT.

Fastest Lap Lap 4 Christian TRABER 5:52.974 139.0 Kph

Published at:

Track Status: DRY

Table with Stewards and Timekeeper fields.



Le Point

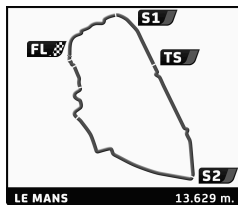


ARTCURIAL // Motorcars





8-9-10 | 20 JUILLET | 16



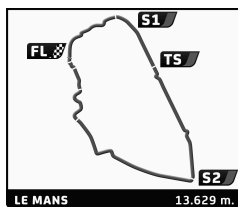
PLATEAU 1 - GRID 1 LE MANS CLASSIC 2016 QUALIFYING

Best Sector Times

SECTOR 1			SECTOR 2			SECTOR 3			Pos	Nr	Ideal Lap	Best Lap
Pos	Nr	Time	Nr	Time	Nr	Time						
1	2	54.725	2	2:13.392	2	2:42.241	1	2	5:50.358	5:52.974	(1)	
2	46	58.674	46	2:26.420	46	2:52.724	2	46	6:17.818	6:18.977	(2)	
3	68	59.126	54	2:26.608	42	2:55.695	3	54	6:22.715	6:22.715	(3)	
4	7	59.811	40	2:26.825	54	2:55.977	4	68	6:23.846	6:24.911	(4)	
5	54	1:00.130	4	2:27.091	7	2:56.457	5	7	6:24.162	6:25.398	(6)	
6	42	1:00.523	68	2:27.239	68	2:57.481	6	42	6:24.650	6:25.309	(5)	
7	4	1:00.642	7	2:27.894	41	2:59.378	7	41	6:28.547	6:31.744	(9)	
8	41	1:00.743	70	2:28.250	23	2:59.474	8	23	6:30.344	6:30.344	(7)	
9	40	1:00.980	41	2:28.426	70	3:01.026	9	40	6:30.414	6:30.414	(8)	
10	23	1:01.271	42	2:28.432	72	3:01.965	10	4	6:30.781	6:32.116	(10)	
11	72	1:01.325	35	2:29.046	40	3:02.609	11	70	6:31.168	6:34.747	(11)	
12	70	1:01.892	43	2:29.151	5	3:02.994	12	35	6:37.914	6:38.435	(12)	
13	45	1:02.131	23	2:29.599	4	3:03.048	13	72	6:38.201	6:41.564	(14)	
14	57	1:02.342	16	2:30.942	56	3:05.076	14	5	6:38.817	6:38.817	(13)	
15	5	1:02.658	56	2:31.649	36	3:05.566	15	43	6:40.750	6:43.807	(17)	
16	15	1:02.718	57	2:31.962	35	3:06.144	16	57	6:41.255	6:42.075	(15)	
17	35	1:02.724	5	2:33.165	57	3:06.951	17	56	6:42.826	6:43.390	(16)	
18	16	1:03.228	36	2:34.761	45	3:07.236	18	16	6:43.380	6:58.696	(23)	
19	43	1:03.263	72	2:34.911	43	3:08.336	19	36	6:46.118	6:48.332	(19)	
20	39	1:03.693	37	2:36.446	39	3:08.565	20	45	6:46.574	6:46.574	(18)	
21	37	1:04.121	45	2:37.207	16	3:09.210	21	37	6:50.385	6:50.385	(20)	
22	27	1:05.422	19	2:37.681	37	3:09.818	22	39	6:53.523	6:54.480	(21)	
23	19	1:05.681	27	2:38.802	19	3:11.196	23	19	6:54.558	6:56.244	(22)	
24	30	1:05.708	39	2:41.265	30	3:13.017	24	27	6:59.510	7:00.942	(24)	
25	14	1:05.742	59	2:42.146	22	3:13.626	25	30	7:00.985	7:00.985	(25)	
26	36	1:05.791	30	2:42.260	61	3:15.224	26	22	7:04.480	7:05.276	(26)	
27	22	1:05.808	6	2:43.122	27	3:15.286	27	44	7:06.024	7:06.024	(27)	
28	56	1:06.101	44	2:43.768	44	3:16.123	28	61	7:06.193	7:08.240	(29)	
29	44	1:06.133	61	2:44.036	14	3:16.581	29	59	7:06.495	7:07.210	(28)	
30	10	1:06.496	22	2:45.046	59	3:17.387	30	15	7:09.272	7:44.583	(43)	
31	64	1:06.578	1	2:45.187	15	3:20.332	31	14	7:10.381	7:42.847	(42)	
32	61	1:06.933	64	2:45.565	20	3:20.440	32	64	7:15.278	7:18.735	(32)	
33	59	1:06.962	15	2:46.222	1	3:22.204	33	1	7:15.319	7:15.319	(30)	
34	1	1:07.928	51	2:47.237	10	3:22.352	34	6	7:15.976	7:15.976	(31)	
35	20	1:07.942	47	2:48.007	64	3:23.135	35	51	7:20.164	7:24.946	(34)	
36	21	1:08.112	14	2:48.058	6	3:23.998	36	10	7:20.854	7:26.136	(35)	
37	51	1:08.519	31	2:48.093	51	3:24.408	37	20	7:22.455	7:26.582	(36)	
38	6	1:08.856	55	2:50.385	31	3:25.928	38	31	7:23.362	7:23.362	(33)	
39	31	1:09.341	10	2:52.006	11	3:26.628	39	55	7:28.434	7:38.240	(40)	
40	48	1:09.701	48	2:52.199	55	3:27.156	40	11	7:31.341	7:34.345	(37)	
41	49	1:10.598	11	2:53.622	49	3:27.937	41	48	7:32.014	7:38.354	(41)	
42	55	1:10.893	20	2:54.073	53	3:29.200	42	53	7:36.147	7:36.147	(38)	
43	60	1:10.993	53	2:55.004	21	3:29.789	43	49	7:38.105	7:38.105	(39)	
44	11	1:11.091	24	2:57.818	48	3:30.114	44	21	7:44.350	7:47.285	(44)	
45	53	1:11.943	49	2:59.570	60	3:32.395	45	47	7:44.592	7:48.478	(45)	
46	9	1:12.256	12	3:01.038	9	3:33.401	46	9	7:50.567	8:02.552	(50)	
47	24	1:12.532	9	3:04.910	32	3:35.391	47	12	7:51.289	7:54.149	(48)	
48	32	1:13.012	32	3:05.065	12	3:36.818	48	60	7:52.239	7:53.834	(47)	
49	47	1:13.225	25	3:05.729	24	3:42.133	49	24	7:52.483	7:54.749	(49)	
50	12	1:13.433	21	3:06.449	25	3:42.548	50	32	7:53.468	7:53.468	(46)	
51	25	1:14.524	60	3:08.851	47	3:43.360	51	25	8:02.801	8:06.586	(51)	
52	26	1:14.714	18	3:12.579	26	3:48.609	52	18	8:16.878	8:29.947	(53)	



8-9-10 | 20 JUILLET | 16



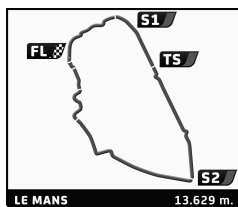
PLATEAU 1 - GRID 1 LE MANS CLASSIC 2016 QUALIFYING

Best Sector Times

Pos	SECTOR 1		SECTOR 2		SECTOR 3		Pos	Nr	Ideal Lap	Best Lap
	Nr	Time	Nr	Time	Nr	Time				
53	18	1:15.545	34	3:14.951	18	3:48.754	53	34	8:21.089	8:39.015 (54)
54	58	1:16.345	26	3:18.637	34	3:49.737	54	26	8:21.960	8:21.960 (52)
55	34	1:16.401	65	3:18.661	65	3:59.844	55	58	8:36.539	8:39.368 (55)
56	52	1:19.668	58	3:18.814	58	4:01.380	56	65	8:42.459	8:56.332 (56)
57	67	1:22.166	67	3:25.694	52	4:04.241	57	52	8:52.965	9:22.150 (58)
58	65	1:23.954	52	3:29.056	67	4:05.880	58	67	8:53.740	9:09.051 (57)
59	38	1:26.141	33	3:36.977	8	4:20.812	59	33	9:30.814	9:49.659 (60)
60	66	1:28.058	17	3:42.032	33	4:22.007	60	8	9:37.669	9:41.858 (59)
61	8	1:28.678	8	3:48.179	17	4:24.630	61	38	10:17.468	10:39.623 (62)
62	33	1:31.830	38	4:05.487	66	4:28.651	62	66	10:21.299	10:25.764 (61)
63	17	8:25.803	66	4:24.590	38	4:45.840	63	17	16:32.465	16:32.465 (63)



8-9-10 | 20 JUILLET 16



PLATEAU 1 - GRID 1 LE MANS CLASSIC 2016 QUALIFYING

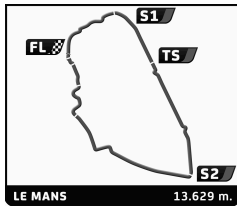
Best Top Speeds

Nr	Car	Class	Top Speed Driver	Top 1		Top 2		Top 3		Top 4		Top 5		Avg
				Kph	Lap	Kph	Lap	Kph	Lap	Kph	Lap	Kph	Lap	
2	TALBOT LAGO Ex Monoplace d'Alpine - 1939	OS8	C. TRABER	189.4	2									189,4
40	INVICTA S Type - 1931	OS8	C. BALL	181.5	3	171.5	7	167.3	2	161.6	5	141.0	4	164,6
42	BMW 328 - 1938	OS7	J. BALLY	176.8	3	174.0	4	170.7	5	165.8	7	148.2	2	167,1
54	LAGONDA LG 45 - 1937	OS8	M. BUGLER	172.1	4	172.1	9	171.5	6	169.4	5	167.8	3	170,6
36	BMW 328 - 1938	OS7	B. RIVETT	171.0	2	150.5	3	146.7	4	138.1	7	132.0	6	147,7
7	BMW 328 - 1939	OS7	R. RONDONI	166.3	6	165.8	7							166,1
56	LAGONDA LG 45 - 1936	OS8	R. REAY SMITH	165.0	3	164.8	6	164.1	7	162.3	5	151.3	8	161,5
70	INVICTA S Type - 1931	OS8	T. SWETE	164.8	5	160.9	7	159.5	8	148.9	6	127.8	2	152,4
72	BUGATTI 35 B - 1928	OS3	R. SPENCER	163.8	4	155.2	5	154.8	6	152.6	3	124.4	2	150,2
23	ASTON MARTIN 2 Litres Speed - 1937	OS7	P. CHASE-GARDINER	161.9	6	160.7	8	160.2	3	155.0	7	154.8	4	158,5
51	BENTLEY 4,5i Tourer - 1928	OS4	N. BATCHELOR	160.9	4	141.3	3	134.2	2	121.9	7	118.6	6	135,4
19	RILEY TT Sprite - 1935	OS6	T. CHANOINE	160.4	6	160.2	7	159.3	5	157.2	3	152.2	4	157,9
16	ASTON MARTIN 2 Litres Speed - 1937	OS7	H. STAMM	160.0	8	159.5	4	148.0	7	139.5	5	137.3	2	148,9
43	ALFA ROMEO 8C 2300 - 1932	OS7	M. HALUSA	158.6	8	148.7	4	141.5	2	141.3	7	131.2	6	144,3
41	BUGATTI 35 B - 1928	OS3	C. SOUBISE	155.9	4	143.4	3	120.6	2	89.6	7	79.7	6	117,8
37	DELAGE D6-70 SPECIAL - 1936	OS7	P. BESSADE	155.6	2	155.0	4	141.0	3	118.8	5			142,6
44	ASTON MARTIN ULSTER - 1935	OS6	A. LINDEMANN	155.0	8	144.0	6	138.8	4	137.3	3	136.9	7	142,4
46	TALBOT 105 BGH 21 - 1934	OS8	J. BRONSON	153.5	2									153,5
39	MORGAN 4/4 TT Replica - 1937	OS7	A. VAN DER KROFT	152.2	4	150.1	3	147.3	8	143.8	5	139.9	7	146,7
6	BMW 328 - 1937	OS7	M. GROSS	152.0	7	148.5	4	135.1	2	133.6	6	132.8	3	140,4
45	TALBOT AV 105 Alpine - 1934	OS8	W. SCHAEFER	151.1	4	148.0	3	135.4	5	125.0	2	98.3	6	131,6
68	TALBOT 105 - 1933	OS8	P. NEUMARK	151.1	2	146.7	5	143.2	7	138.8	6	129.9	8	141,9
47	BENTLEY 4,5i Blower - 1929	OS4	J. ERNST	150.3	4	140.1	3	133.9	2	126.8	5			137,8
22	MG Magnette K3 - 1934	OS5	D. MORRIS	149.1	8	144.0	6	141.3	7	140.3	4	138.8	3	142,7
49	BENTLEY 4,5i Tourer - 1928	OS4	L. ROLNER	145.5	3	139.4	4	139.0	5	136.1	7	133.7	2	138,7
48	TALBOT 90 - 1930	OS3	P. WILLS	144.1	2	138.0	4	135.1	5	128.2	6	121.5	3	133,4
53	ASTON MARTIN ULSTER - 1935	OS6	E. BRADLEY	143.6	7	142.6	5	140.1	4	134.7	2	134.4	3	139,1
31	TALBOT AV 105 Alpine - 1931	OS7	N. PELLETT	143.2	8	139.9	5	137.1	3	133.9	7	133.2	6	137,5
27	BUGATTI 51 - 1932	OS7	F. COINTREAU	143.0	3	131.2	2	129.9	7	128.4	8	127.0	4	131,9
14	RILEY 9 h.p. Brooklands Speed Model - 1928	OS1	R. EMMERLING	142.8	2									142,8
10	RILEY Brooklands - 1930	OS1	J. POTTER	139.0	5	135.7	3	133.9	4	101.4	2			127,5
55	BENTLEY 4,5i Tourer - 1929	OS4	P. CARTER	137.3	2									137,3
24	MERCEDES-BENZ SSK - 1929	OS4	J. CASTELET	135.6	5	132.8	4	127.2	6	120.1	3	115.0	2	126,1
32	BENTLEY 3 Litres Speed Model - 1925	OS3	J. TURNER	135.2	7	130.7	4	129.1	3	129.0	6	123.0	2	129,4
9	RALLY NCP - 1934	OS6	J. HUYGHEB DESPONTES	132.0	2	129.8	4	122.6	7					128,1
18	ASTON MARTIN LM 2/4 - 1930	OS2	P. KAPPELER	129.5	7	126.3	5	119.0	3	114.8	4	114.8	6	120,9
65	SINGER Savoye Special - 1935	OS5	R. AGA KHAN	126.9	3	104.8	2	101.0	5	94.3	4			106,8
34	ALVIS Speed Twenty SB - 1934	OS7	R. WADMAN	123.5	5	122.1	4	113.2	6	109.0	3	105.0	2	114,6
25	BMW 328 - 1938	OS7	RICCI	122.5	2	121.9	6	121.1	4	118.0	5	108.4	3	118,4
58	BUGATTI 44 - 1929	OS3	J. DUBRULLE	120.7	2	114.4	5	114.2	7	113.6	6	111.9	3	115,0
26	MG PA - 1934	OS5	P. GRUAU	119.8	5	108.1	4	103.9	2	98.1	3			107,5
60	MORGAN 42464 - 1937	OS5	S. KING	119.5	4	118.8	3	116.9	2	109.3	5	108.6	7	114,6
33	CITROËN C4 Roadster - 1932	OS6	P. WYBROW	116.4	6	102.7	2							109,6
52	ALVIS FWD - 1928	OS2	E. CHALUPA	110.9	3	108.6	2							109,8
67	MORGAN 42464 - 1937	OS5	L. SEBBA	110.5	3	103.6	2	96.7	4	93.5	5	93.2	6	99,5
8	MG MIDGET PA - 1935	OS5	P. JULIEN	109.4	4	102.0	3	90.9	2					100,8
38	LAGONDA Rapier - 1936	OS5	H. OSTMANN	102.1	2	81.7	3	71.3	4	70.1	5			81,3
17	PEUGEOT 402 Darlmat - 1938	OS7	J. BUSSOLINI	101.1	2									101,1
66	MG PA - 1934	OS5	R. AGA KHAN	95.8	3	86.2	2							91,0
35	LAGONDA V12 LE MANS - 1939	OS8	R. LEWIS											
21	ALFA ROMEO 6C 2500 SS - 1938	OS7	P. MELLINGER											





8-9-10 | 20
JUILLET | 16



PLATEAU 1 - GRID 1
LE MANS CLASSIC 2016
QUALIFYING

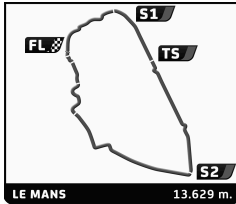
Best Top Speeds

Nr	Car	Class	Top Speed Driver	Top 1		Top 2		Top 3		Top 4		Top 5		Avg
				Kph	Lap	Kph	Lap	Kph	Lap	Kph	Lap	Kph	Lap	
4	TALBOT 105 - 1934	OS7	M. HINDERER											
1	BENTLEY 4,5l Le Mans - 1926	OS4	P. BEHR											
28	TALBOT 105 GO52 - 1931	OS8												
59	BMW 328 - 1939	OS7	P. GRANT											
62	RILEY TT Sprite - 1935	OS7												
64	BMW 328 - 1937	OS7	N. BERT											
20	SINGER Le Mans speed special - 1936	OS6	A. SCHRAUWEN											
12	BENTLEY 3 Litres - 1926	OS4	H. SARAZIN											
15	BMW 328 - 1939	OS7	A. OTTEN											
5	BMW 328 - 1938	OS7	PETER											
57	BENTLEY 4,5l Blower - 1929	OS4	M. OVERINGTON											
29	RILEY TT Sprite - 1934	OS6	V. ALLARDET											
30	BUGATTI 35 - 1925	OS3	A. GRAIGNIC											
11	BUGATTI T 43 GS - 1928	OS3	L. SLJIPEN											
61	ALFA ROMEO 8C Monza - 1932	OS7	H. BAUDON											





8-9-10 | 20
JUILLET | 16



PLATEAU 1 - GRID 1
LE MANS CLASSIC 2016
QUALIFYING

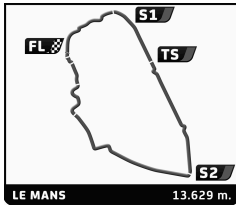
Fastest Lap Sequence

Practice Time	Drivers	Car	Class	Time	Kph	Lap
7:33.269	2 C. TRABER / S. TRENERY	TALBOT LAOO Et Monoplace d'acollée - 1939	OS8	6:47.689	120.3	2
13:26.851	2 C. TRABER / S. TRENERY	TALBOT LAOO Et Monoplace d'acollée - 1939	OS8	5:53.582	138.8	3
19:19.825	2 C. TRABER / S. TRENERY	TALBOT LAOO Et Monoplace d'acollée - 1939	OS8	5:52.974	139.0	4





8-9-10 | 20
JUILLET | 16



PLATEAU 1 - GRID 1
LE MANS CLASSIC 2016
QUALIFYING

Analysis

Personal Best Session Best B Crossing the finish line in pit lane

Table with columns: Lap, D, Time, Sector 1, Sector 2, Sector 3, Kph, Elapsed. Contains 14 driver entries with their respective lap times and session details.

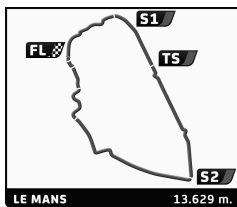
RICHARD MILLE

EFG





8-9-10 | 20
JUILLET | 16



PLATEAU 1 - GRID 1
LE MANS CLASSIC 2016
QUALIFYING

Analysis

Personal Best Session Best B Crossing the finish line in pit lane

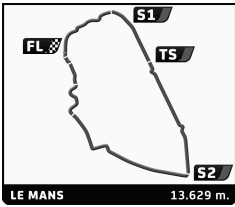
Table with columns: Lap, D, Time, Sector 1, Sector 2, Sector 3, Kph, Elapsed. Rows are grouped by driver number (15-26) and include car models and driver names.

RICHARD MILLE





8-9-10 | 20
JUILLET | 16



PLATEAU 1 - GRID 1
LE MANS CLASSIC 2016
QUALIFYING

Analysis

Personal Best Session Best B Crossing the finish line in pit lane

Table with 7 columns: Lap, D, Time, Sector 1, Sector 2, Sector 3, Kph, Elapsed. Rows 3, 4, 5.

Driver 27: François COINTREAU, Patrice COUSSEAU, Olivier du BOUCHERON, Guillaume LE METAYER. Bugatti 51 - 1932 OS7. Lap data table.

Driver 29: Vincent ALLARDET. Riley TT Sprite - 1934 OS6. Lap data table.

Driver 30: Arnaud GRAIGNIC, Philippe BRUNNER. Bugatti 35 - 1925 OS3. Lap data table.

Driver 31: Nick PELLETT. Talbot AV 105 Alpine - 1931 OS7. Lap data table.

Driver 32: Jonathan TURNER, William MEDCALF. Bentley 3 Litres Speed Model - 1925 OS3. Lap data table.

Driver 33: Paul WYBROW, Gary WESTON, Martin DOHERTY. Citroën C4 Roadster - 1932 OS6. Lap data table.

Table with 7 columns: Lap, D, Time, Sector 1, Sector 2, Sector 3, Kph, Elapsed. Rows 4, 5, 6.

Driver 34: Richard WADMAN, James HULBERT. Alvis Speed Twenty SB - 1934 OS7. Lap data table.

Driver 35: Robert LEWIS. Lagonda V12 Le Mans - 1939 OS8. Lap data table.

Driver 36: Brian RIVETT, Andrew MITCHELL. BMW 328 - 1938 OS7. Lap data table.

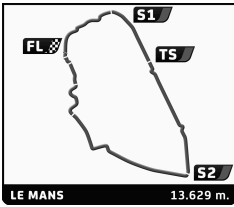
Driver 37: Paul-Emile BESSADE. Delage D6-70 Special - 1936 OS7. Lap data table.

Driver 38: Heiko OSTMANN, Horst SCHNEIDER. Lagonda Rapier - 1936 OSS. Lap data table.

Driver 39: Adrien VAN DER KROFT, Richard PLANT. Morgan 4/4 TT Replica - 1937 OS7. Lap data table.



8-9-10 | 20
JUILLET | 16



PLATEAU 1 - GRID 1
LE MANS CLASSIC 2016
QUALIFYING

Analysis

Personal Best Session Best B Crossing the finish line in pit lane

Table with 12 columns: Lap, D, Time, Sector 1, Sector 2, Sector 3, Kph, Elapsed. Rows 3-8 showing lap times for various drivers.

Driver 40: Christopher BALL, Nick BALL. INVICTA S Type - 1931. OS8. Lap 1-8 data.

Driver 41: Claude SOUBISE, Robert SALMON. BUGATTI 35 B - 1928. OS3. Lap 1-7 data.

Driver 42: Jean-Jacques BALLY, Bertrand LESEUR. BMW 328 - 1938. OS7. Lap 1-7 data.

Driver 43: Martin HALUSA, Alexander AMES, Nicola Von DOENHOFF, Lukas HALUSA. ALFA ROMEO 8C 2300 - 1932. OS7. Lap 1-8 data.

Driver 44: Adam LINDEMANN, Robert BLAKEMORE. ASTON MARTIN ULSTER - 1935. OS6. Lap 1-4 data.

Driver 45: Wilfried SCHAEFER, Florian BRANDT. TALBOT AV 105 Alpine - 1934. OS8. Lap 1-7 data.

Driver 46: Julian BRONSON, Gareth BURNETT. TALBOT 105 BGH 21 - 1934. OS8. Lap 1-7 data.

Driver 47: Jurgen ERNST. BENTLEY 4,5l Blower - 1929. OS4. Lap 1-5 data.

Driver 48: Philip Nigel WILLS, John POLSON. TALBOT 90 - 1930. OS3. Lap 1-7 data.

Driver 49: Lars ROLNER. BENTLEY 4,5l Tourer - 1928. OS4. Lap 1-7 data.

Driver 51: Nigel BATCHELOR, Katarina KYVALOVA. BENTLEY 4,5l Tourer - 1928. OS4. Lap 1-2 data.

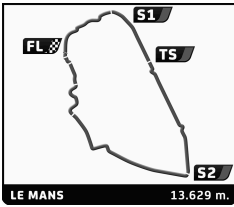
RICHARD MILLE

EFG





8-9-10 | 20
JUILLET | 16



PLATEAU 1 - GRID 1
LE MANS CLASSIC 2016
QUALIFYING

Analysis

Personal Best Session Best B Crossing the finish line in pit lane

Table with 11 columns: Lap, D, Time, Sector 1, Sector 2, Sector 3, Kph, Elapsed. Rows 1-7 showing lap times for various drivers.

52 1. Ernst CHALUPA OS2
2. Fred HERZOG

Table with 11 columns: Lap, D, Time, Sector 1, Sector 2, Sector 3, Kph, Elapsed. Rows 1-3 for driver 52.

53 1. Edward BRADLEY OS6

Table with 11 columns: Lap, D, Time, Sector 1, Sector 2, Sector 3, Kph, Elapsed. Rows 1-7 for driver 53.

54 1. Martin BUGLER OS8

Table with 11 columns: Lap, D, Time, Sector 1, Sector 2, Sector 3, Kph, Elapsed. Rows 1-9 for driver 54.

55 1. Paul CARTER OS4
2. Nick SWIFT

Table with 11 columns: Lap, D, Time, Sector 1, Sector 2, Sector 3, Kph, Elapsed. Rows 1-7 for driver 55.

56 1. Richard REAY SMITH OS8

Table with 11 columns: Lap, D, Time, Sector 1, Sector 2, Sector 3, Kph, Elapsed. Rows 1-7 for driver 56.

57 1. Martin OVERINGTON OS4
2. William GREEN

Table with 11 columns: Lap, D, Time, Sector 1, Sector 2, Sector 3, Kph, Elapsed. Rows 1-7 for driver 57.

58 1. Julien DUBRULLE OS3
2. Guy DUBRULLE 3. Alain MARGUERITTE

Table with 11 columns: Lap, D, Time, Sector 1, Sector 2, Sector 3, Kph, Elapsed. Rows 1-7 for driver 58.

59 1. Paul GRANT OS7
2. Erik STAES

Table with 11 columns: Lap, D, Time, Sector 1, Sector 2, Sector 3, Kph, Elapsed. Rows 1-8 for driver 59.

60 1. Simon KING OS5
2. Philip ST CLAIR TISDALL

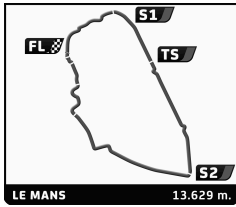
Table with 11 columns: Lap, D, Time, Sector 1, Sector 2, Sector 3, Kph, Elapsed. Rows 1-7 for driver 60.

61 1. Hugues BAUDON OS7

Table with 11 columns: Lap, D, Time, Sector 1, Sector 2, Sector 3, Kph, Elapsed. Rows 1-8 for driver 61.



8-9-10 | 20 JUILLET | 16



PLATEAU 1 - GRID 1 LE MANS CLASSIC 2016 QUALIFYING

Analysis

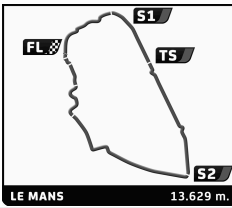
■ Personal Best ■ Session Best B Crossing the finish line in pit lane

Lap	D	Time	Sector 1	Sector 2	Sector 3	Kph	Elapsed	Lap	D	Time	Sector 1	Sector 2	Sector 3	Kph	Elapsed
64		1. Nicolas BERT 2. Pierre ADYNS					BMW 328 - 1937 OS7								
1	1	1:56.256				422.0	1:56.256	1	1	1:04.639				759.1	1:04.639
2	1	8:41.954	1:15.911	3:50.768	3:35.275	94.0	10:38.210	2	1	7:38.504	1:09.028	3:20.438	3:09.038	107.0	8:43.143
3	1	7:36.178	1:11.999	2:56.679	3:27.500	107.6	18:14.388	3	1	6:43.890	1:02.852	2:39.073	3:01.965	121.5	15:27.033
4	1	7:18.735	1:08.224	2:47.376	3:23.135	111.8	25:33.123	4	1	7:06.366 B	1:02.980	2:34.911	3:28.475	115.1	22:33.399
5	1	8:03.789 B	1:06.578	2:45.565	4:11.646	101.4	33:36.912	5	1	9:35.376	3:53.575	2:38.283	3:03.518	85.3	32:08.775
65		1. Rahim AGA KHAN 2. Andrew PRILL					SINGER Savoye Special - 1935 OS5								
1	1	2:08.402				382.1	2:08.402	1	1	6:41.564	1:01.325	2:36.121	3:04.118	122.2	38:50.339
2	1	10:00.143	1:29.518	4:26.800	4:03.825	81.8	12:08.545	2	1	7:38.504	1:09.028	3:20.438	3:09.038	107.0	8:43.143
3	1	8:56.332 B	1:23.954	3:18.661	4:13.717	91.5	21:04.877	3	1	6:43.890	1:02.852	2:39.073	3:01.965	121.5	15:27.033
4	1	22:13.804	...	3:37.596	4:08.815	36.8	43:18.681	4	1	7:06.366 B	1:02.980	2:34.911	3:28.475	115.1	22:33.399
5	1	8:56.722	1:24.457	3:32.421	3:59.844	91.4	52:15.403	5	1	9:35.376	3:53.575	2:38.283	3:03.518	85.3	32:08.775
66		1. Rahim AGA KHAN 2. Andrew PRILL					MG PA - 1934 OS5								
1	1	1:27.844				558.5	1:27.844	1	1	6:41.564	1:01.325	2:36.121	3:04.118	122.2	38:50.339
2	1	10:25.764	1:32.523	4:24.590	4:28.651	78.4	11:53.608	2	1	7:38.504	1:09.028	3:20.438	3:09.038	107.0	8:43.143
3	1	12:44.994 B	1:28.058	4:40.083	6:36.853	64.1	24:38.602	3	1	6:43.890	1:02.852	2:39.073	3:01.965	121.5	15:27.033
67		1. Leigh SEBBA 2. Peter COLE					MORGAN 42464 - 1937 OS5								
1	1	1:23.777				585.7	1:23.777	1	1	6:41.564	1:01.325	2:36.121	3:04.118	122.2	38:50.339
2	1	9:52.380	1:32.792	4:13.708	4:05.880	82.8	11:16.157	2	1	7:38.504	1:09.028	3:20.438	3:09.038	107.0	8:43.143
3	1	9:09.051 B	1:22.166	3:25.694	4:21.191	89.4	20:25.208	3	1	6:43.890	1:02.852	2:39.073	3:01.965	121.5	15:27.033
4	1	10:39.970	2:25.560	3:49.664	4:24.746	76.7	31:05.178	4	1	7:06.366 B	1:02.980	2:34.911	3:28.475	115.1	22:33.399
5	1	9:39.746	1:27.238	3:52.550	4:19.958	84.6	40:44.924	5	1	9:35.376	3:53.575	2:38.283	3:03.518	85.3	32:08.775
6	1	10:18.792 B	1:44.822	3:50.879	4:43.091	79.3	51:03.716	6	1	6:41.564	1:01.325	2:36.121	3:04.118	122.2	38:50.339
68		1. Peter NEUMARK 2. Andrew HALL					TALBOT 105 - 1933 OS8								
1	1	44.874				093.4	44.874	1	1	6:41.564	1:01.325	2:36.121	3:04.118	122.2	38:50.339
2	1	7:09.311	1:06.569	3:04.640	2:58.102	114.3	7:54.185	2	1	7:38.504	1:09.028	3:20.438	3:09.038	107.0	8:43.143
3	1	6:24.911	1:00.191	2:27.239	2:57.481	127.5	14:19.096	3	1	6:43.890	1:02.852	2:39.073	3:01.965	121.5	15:27.033
4	1	6:47.147 B	59.126	2:27.619	3:20.402	120.5	21:06.243	4	1	7:06.366 B	1:02.980	2:34.911	3:28.475	115.1	22:33.399
5	1	8:22.082	2:22.077	2:45.735	3:14.270	97.7	29:28.325	5	1	9:35.376	3:53.575	2:38.283	3:03.518	85.3	32:08.775
6	1	6:52.052	1:03.718	2:36.893	3:11.441	119.1	36:20.377	6	1	6:41.564	1:01.325	2:36.121	3:04.118	122.2	38:50.339
7	1	6:48.100	1:02.553	2:32.315	3:13.232	120.2	43:08.477								
8	1	7:37.510 B	1:10.607	2:47.093	3:39.810	107.2	50:45.987								
70		1. Trevor SWETE					INVICTA S Type - 1931 OS8								
1	1	2:28.553				330.3	2:28.553	1	1	6:41.564	1:01.325	2:36.121	3:04.118	122.2	38:50.339
2	1	8:33.834	1:10.757	4:03.026	3:20.051	95.5	11:02.387	2	1	7:38.504	1:09.028	3:20.438	3:09.038	107.0	8:43.143
3	1	6:56.404	1:04.635	2:38.542	3:13.227	117.8	17:58.791	3	1	6:43.890	1:02.852	2:39.073	3:01.965	121.5	15:27.033
4	1	7:01.192	1:02.947	2:53.229	3:05.016	116.5	24:59.983	4	1	7:06.366 B	1:02.980	2:34.911	3:28.475	115.1	22:33.399
5	1	7:07.047	1:02.650	2:35.448	3:28.949	114.9	32:07.030	5	1	9:35.376	3:53.575	2:38.283	3:03.518	85.3	32:08.775
6	1	6:42.605	1:03.569	2:38.010	3:01.026	121.9	38:49.635	6	1	6:41.564	1:01.325	2:36.121	3:04.118	122.2	38:50.339
7	1	6:36.427	1:03.038	2:30.172	3:03.217	123.8	45:26.062								
8	1	6:34.747	1:01.892	2:28.250	3:04.605	124.3	52:00.809								





8-9-10 | 20
JUILLET | 16



PLATEAU 1 - GRID 1
LE MANS CLASSIC 2016
NIGHT SESSION

Classification

Table with columns: Nr. Drivers, Car, Cl, Time, Lap, Total, Gap, Kph. Lists race results for 65 drivers, including C. Traber (1st), M. Hallusa (2nd), and C. Ball (3rd).

Fastest Lap | Lap 5 | Christian TRABER | 6:02.193 | 135.5 Kph

Published at:

Track Status: DRY


Table with Race Director and Timekeeper fields.



Le Point

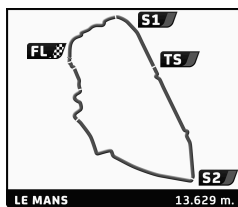


ARTCURIAL // Motorcars





8-9-10 | 20 JUILLET | 16



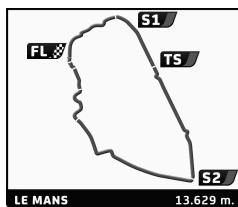
PLATEAU 1 - GRID 1 LE MANS CLASSIC 2016 NIGHT SESSION

Best Sector Times

SECTOR 1			SECTOR 2		SECTOR 3		Pos	Nr	Ideal Lap	Best Lap
Pos	Nr	Time	Nr	Time	Nr	Time				
1	2	57.616	2	2:15.559	2	2:49.018	1	2	6:02.193	6:02.193 (1)
2	46	59.606	43	2:23.701	43	2:57.365	2	43	6:21.360	6:23.726 (2)
3	43	1:00.294	40	2:24.389	46	2:57.370	3	40	6:24.482	6:24.482 (3)
4	40	1:01.160	70	2:26.313	40	2:58.933	4	46	6:26.207	6:26.207 (4)
5	41	1:01.194	46	2:29.231	70	2:59.664	5	70	6:28.812	6:28.812 (5)
6	16	1:01.971	16	2:29.564	16	3:01.304	6	16	6:32.839	6:32.839 (6)
7	68	1:02.389	54	2:31.634	41	3:06.358	7	54	6:43.928	6:44.009 (7)
8	70	1:02.835	42	2:32.377	54	3:07.486	8	41	6:44.992	6:48.704 (8)
9	54	1:04.808	68	2:33.400	68	3:09.381	9	68	6:45.170	7:00.966 (12)
10	23	1:05.180	23	2:33.633	42	3:10.071	10	42	6:50.239	6:51.663 (9)
11	5	1:05.696	5	2:36.654	36	3:11.380	11	23	6:51.930	6:52.198 (10)
12	30	1:05.723	41	2:37.440	5	3:11.503	12	5	6:53.853	6:54.509 (11)
13	44	1:05.925	36	2:38.075	23	3:13.117	13	36	6:57.469	7:06.351 (14)
14	27	1:05.956	61	2:38.679	30	3:14.038	14	44	7:04.993	7:06.137 (13)
15	14	1:06.569	37	2:40.632	44	3:17.210	15	27	7:05.669	7:07.712 (16)
16	22	1:06.574	6	2:41.230	57	3:17.611	16	30	7:06.201	7:08.449 (17)
17	4	1:06.791	44	2:41.858	27	3:17.653	17	4	7:06.367	7:06.367 (15)
18	31	1:07.145	4	2:41.884	4	3:17.692	18	57	7:09.138	7:16.640 (23)
19	57	1:07.162	27	2:42.060	39	3:18.078	19	37	7:10.506	7:13.324 (19)
20	39	1:07.420	57	2:44.365	10	3:19.529	20	39	7:12.685	7:12.685 (18)
21	42	1:07.791	31	2:45.587	14	3:20.181	21	31	7:13.943	7:14.720 (20)
22	10	1:07.891	22	2:45.686	37	3:20.860	22	14	7:13.988	7:16.113 (22)
23	36	1:08.014	47	2:45.792	31	3:21.211	23	22	7:14.002	7:15.871 (21)
24	59	1:08.615	56	2:45.933	22	3:21.742	24	61	7:17.267	7:23.333 (25)
25	37	1:09.014	30	2:46.440	55	3:25.783	25	10	7:19.476	7:21.403 (24)
26	48	1:09.588	39	2:47.187	59	3:26.292	26	59	7:22.353	7:23.689 (26)
27	55	1:09.641	14	2:47.238	61	3:26.630	27	56	7:25.257	7:35.905 (29)
28	56	1:10.003	59	2:47.446	51	3:28.073	28	6	7:29.467	7:37.865 (31)
29	20	1:10.297	25	2:49.146	20	3:28.581	29	55	7:29.650	7:29.650 (27)
30	19	1:10.436	35	2:50.683	48	3:28.893	30	51	7:32.757	7:39.325 (33)
31	51	1:10.685	19	2:51.412	56	3:29.321	31	48	7:32.918	7:33.576 (28)
32	49	1:10.843	1	2:51.678	35	3:31.721	32	20	7:33.166	7:40.140 (34)
33	35	1:11.138	10	2:52.056	19	3:31.761	33	35	7:33.542	7:38.349 (32)
34	11	1:11.532	11	2:53.963	25	3:33.800	34	19	7:33.609	7:40.472 (35)
35	1	1:11.657	51	2:53.999	49	3:34.131	35	25	7:36.533	7:36.910 (30)
36	61	1:11.958	55	2:54.226	6	3:35.775	36	1	7:40.690	7:41.563 (36)
37	12	1:12.016	20	2:54.288	12	3:35.947	37	49	7:42.312	7:49.627 (39)
38	38	1:12.107	48	2:54.437	38	3:36.643	38	47	7:42.435	7:48.821 (38)
39	6	1:12.462	12	2:57.108	53	3:36.989	39	12	7:45.071	7:45.147 (37)
40	25	1:13.587	49	2:57.338	1	3:37.355	40	11	7:46.660	7:55.180 (43)
41	32	1:14.030	38	2:59.333	32	3:37.532	41	38	7:48.083	7:53.691 (40)
42	9	1:14.263	53	3:00.993	47	3:40.048	42	53	7:52.715	7:55.010 (42)
43	53	1:14.733	32	3:02.716	9	3:40.161	43	32	7:54.278	7:54.612 (41)
44	26	1:16.127	9	3:06.883	11	3:41.165	44	9	8:01.307	8:02.897 (44)
45	29	1:16.150	62	3:08.808	18	3:41.254	45	18	8:08.723	8:09.902 (45)
46	60	1:16.313	26	3:10.092	26	3:43.717	46	26	8:09.936	8:13.266 (46)
47	47	1:16.595	18	3:10.630	60	3:43.962	47	60	8:13.453	8:13.453 (47)
48	18	1:16.839	60	3:13.178	58	3:47.562	48	62	8:17.317	8:20.204 (48)
49	58	1:19.100	34	3:14.807	17	3:48.668	49	17	8:23.474	8:25.566 (49)
50	62	1:19.240	17	3:15.430	62	3:49.269	50	58	8:28.908	8:28.908 (50)
51	17	1:19.376	58	3:22.246	29	3:50.052	51	29	8:30.869	8:32.335 (51)
52	34	1:19.607	29	3:24.667	34	4:01.370	52	34	8:35.784	8:48.784 (52)



8-9-10 | 20 JUILLET | 16



PLATEAU 1 - GRID 1 LE MANS CLASSIC 2016 NIGHT SESSION

Best Sector Times

Pos	SECTOR 1		SECTOR 2		SECTOR 3		Pos	Nr	Ideal Lap	Best Lap
	Nr	Time	Nr	Time	Nr	Time				
53	21	1:24.947	21	3:31.929	21	4:11.053	53	21	9:07.929	9:09.720 (53)
54	65	1:25.551	65	3:40.137	65	4:19.012	54	65	9:24.700	9:37.188 (55)
55	67	1:26.166	33	3:40.580	67	4:19.526	55	67	9:31.708	9:31.708 (54)
56	33	1:29.961	45	3:44.922	8	4:25.412	56	33	9:42.365	9:48.139 (56)
57	45	1:31.198	67	3:46.016	33	4:31.824	57	45	9:49.248	9:49.248 (57)
58	8	1:32.586	8	3:52.520	45	4:33.128	58	8	9:50.518	9:54.089 (58)

RICHARD MILLE

EFG



Le Point



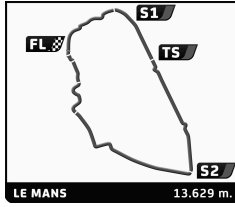
ARTCURIAL
// Motorcars



NOSTALGIE



8-9-10 | 20 JUILLET | 16



PLATEAU 1 - GRID 1 LE MANS CLASSIC 2016 NIGHT SESSION

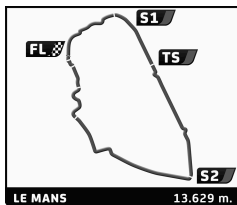
Best Top Speeds

Nr	Car	Class	Top Speed Driver	Top 1		Top 2		Top 3		Top 4		Top 5		Avg
				Kph	Lap	Kph	Lap	Kph	Lap	Kph	Lap	Kph	Lap	
70	INVICTA S Type - 1931	OS8	T. SWETE	176.5	5	161.6	4	152.4	3	141.7	2	130.7	1	152,6
16	ASTON MARTIN 2 Litres Speed - 1937	OS7	H. STAMM	173.2	5	167.8	3	151.5	4	142.8	2	105.1	1	148,1
40	INVICTA S Type - 1931	OS8	C. BALL	172.3	5	154.3	3	154.3	4	149.7	2	137.8	1	153,7
42	BMW 328 - 1938	OS7	J. BALLY	171.8	5	147.1	4	143.0	3	141.3	2	94.4	1	139,5
43	ALFA ROMEO 8C 2300 - 1932	OS7	M. HALUSA	168.9	4	162.6	5	146.3	2	138.8	3	114.4	1	146,2
54	LAGONDA LG 45 - 1937	OS8	M. BUGLER	167.6	3	161.4	1	154.8	2					161,3
23	ASTON MARTIN 2 Litres Speed - 1937	OS7	P. CHASE-GARDINER	162.8	4	151.1	3	149.9	2	144.9	5	131.0	1	147,9
41	BUGATTI 35 B - 1928	OS3	C. SOUBISE	157.9	3	150.9	5	149.9	4	143.8	2	133.6	1	147,2
6	BMW 328 - 1937	OS7	M. GROSS	157.0	3	146.1	5	140.6	4	136.7	2	128.8	1	141,8
44	ASTON MARTIN ULSTER - 1935	OS6	A. LINDEMANN	155.9	5	151.5	2	147.1	4	139.2	3	124.0	1	143,5
56	LAGONDA LG 45 - 1936	OS8	R. REAY SMITH	153.5	1	139.4	4	137.6	3	128.4	2			139,7
36	BMW 328 - 1938	OS7	B. RIVETT	152.4	2	149.9	3	141.2	1					147,8
37	DELAGE D6-70 SPECIAL - 1936	OS7	P. BESSADE	150.1	4	145.1	3	129.1	2	126.6	5	118.2	1	133,8
47	BENTLEY 4,5l Blower - 1929	OS4	J. ERNST	148.7	3	125.7	2	118.2	1					130,9
25	BMW 328 - 1938	OS7	RICCI	147.8	3	146.3	5	135.6	4	132.6	2			140,6
53	ASTON MARTIN ULSTER - 1935	OS6	E. BRADLEY	146.9	2	137.8	1	133.6	4	127.9	3	126.8	5	134,6
22	MG Magnette K3 - 1934	OS5	D. MORRIS	146.5	4	139.9	5	132.0	2	125.2	1	123.0	3	133,3
14	RILEY 9 h.p. Brooklands Speed Model - 1928	OS1	R. EMMERLING	146.3	2	146.3	3	142.3	4	112.9	1			137,0
39	MORGAN 4/4 TT Replica - 1937	OS5	A. VAN DER KROFT	146.3	4	141.9	5	138.0	3	132.4	2	125.6	1	136,8
27	BUGATTI 51 - 1932	OS7	F. COINTREAU	145.1	5	143.4	2	140.4	4	136.4	3	134.7	1	140,0
19	RILEY TT Sprite - 1935	OS6	T. CHANOINE	143.2	4	132.1	5	126.3	3	121.7	2	114.6	1	127,6
51	BENTLEY 4,5l Tourer - 1928	OS4	N. BATCHELOR	143.0	2	140.1	1	121.7	3	114.1	4			129,7
55	BENTLEY 4,5l Tourer - 1929	OS4	P. CARTER	141.2	1	140.1	5	139.9	4	129.0	3	125.9	2	135,2
32	BENTLEY 3 Litres Speed Model - 1925	OS3	J. TURNER	140.8	4	130.1	1	129.5	3	119.9	2			130,1
30	BUGATTI 35 - 1925	OS3	A. GRAIGNIC	139.5	5	134.9	4	134.1	2	129.3	3	113.0	1	130,2
68	TALBOT 105 - 1933	OS8	P. NEUMARK	138.8	2	106.8	1							122,8
31	TALBOT AV 105 Alpine - 1931	OS7	N. PELLET	138.3	3	136.9	4	134.2	2	129.1	5	124.4	1	132,6
48	TALBOT 90 - 1930	OS3	P. WILLS	135.6	1	128.8	3	128.4	2	106.7	4			124,9
49	BENTLEY 4,5l Tourer - 1928	OS4	L. ROLNER	135.2	2	126.0	1							130,6
10	RILEY Brooklands - 1930	OS5	J. POTTER	134.6	4	134.2	3	133.1	2	129.5	1	129.5	5	132,2
2	TALBOT LAGO Ex Monoplace disolée - 1939	OS8	C. TRABER	131.5	1									131,5
18	ASTON MARTIN LM 2/4 - 1930	OS6	P. KAPPELER	130.9	4	126.8	3	126.6	1	125.7	2			127,5
1	BENTLEY 4,5l Le Mans - 1926	OS4	P. BEHR	130.2	5	128.8	2	126.9	4	126.3	1	119.1	3	126,3
26	MG PA - 1934	OS5	P. GRUAU	129.9	3	129.6	4	128.8	2	118.5	1			126,7
38	LAGONDA Rapier - 1936	OS7	H. OSTMANN	126.5	2	121.0	3	115.0	1	114.4	4			119,2
17	PEUGEOT 402 Darlmat - 1938	OS7	J. BUSSOLINI	121.8	4	106.3	1	105.2	2	102.7	3			109,0
34	ALVIS Speed Twenty SB - 1934	OS7	R. WADMAN	121.5	4	114.8	2	110.1	1	107.3	3			113,4
11	BUGATTI T 43 GS - 1928	OS3	L. SLJIPEN	121.5	1									121,5
21	ALFA ROMEO 6C 2500 SS - 1938	OS7	P. MELLINGER	116.9	2	95.3	1							106,1
60	MORGAN 42464 - 1937	OS5	S. KING	116.5	1	104.9	2							110,7
45	TALBOT AV 105 Alpine - 1934	OS8	W. SCHAEFER	108.9	1	103.9	2	97.1	3	95.7	4			101,4
58	BUGATTI 44 - 1929	OS3	J. DUBRULLE	108.4	1	107.5	4	96.4	3	95.0	2			101,8
33	CITROËN C4 Roadster - 1932	OS6	P. WYBROW	99.0	1									99,0
8	MG MIDGET PA - 1935	OS5	P. JULIEN	98.4	2	94.2	1							96,3
67	MORGAN 42464 - 1937	OS5	L. SEBBA	98.0	1									98,0
65	SINGER Savoye Special - 1935	OS5	R. AGA KHAN	96.9	2	94.4	4	93.5	3	89.2	1			93,5
59	BMW 328 - 1939	OS7	P. GRANT											
64	BMW 328 - 1937	OS7												
5	BMW 328 - 1938	OS7	PETER											
24	MERCEDES-BENZ SSK - 1929	OS4												
62	RILEY TT Sprite - 1935	OS7	T. CHANOINE											





8-9-10 | 20 JUILLET | 16



PLATEAU 1 - GRID 1 LE MANS CLASSIC 2016 NIGHT SESSION

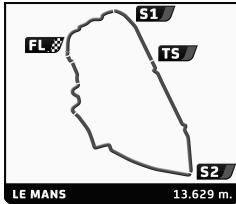
Best Top Speeds

Nr	Car	Class	Top Speed Driver	Top 1		Top 2		Top 3		Top 4		Top 5		Avg
				Kph	Lap	Kph	Lap	Kph	Lap	Kph	Lap	Kph	Lap	
4	TALBOT 105 - 1934	OS7	M. HINDERER											
61	ALFA ROMEO 8C Monza - 1932	OS7	H. BAUDON											
29	RILEY TT Sprite - 1934	OS6	V. ALLARDET											
9	RALLY NCP - 1934	OS6	J. HUYGHEB DESPONTES											
52	ALVIS FWD - 1928	OS2												
7	BMW 328 - 1939	OS7												
57	BENTLEY 4,5l Blower - 1929	OS4	M. OVERINGTON											
15	BMW 328 - 1939	OS7												
72	BUGATTI 35 B - 1928	OS3												
46	TALBOT 105 BGH 21 - 1934	OS8	J. BRONSON											
12	BENTLEY 3 Litres - 1926	OS4	H. SARAZIN											
66	MG PA - 1934	OS5												
35	LAGONDA V12 LE MANS - 1939	OS8	R. LEWIS											
20	SINGER Le Mans speed special - 1936	OS6	A. SCHRAUWEN											





8-9-10 | 20
JUILLET | 16



PLATEAU 1 - GRID 1
LE MANS CLASSIC 2016
NIGHT SESSION

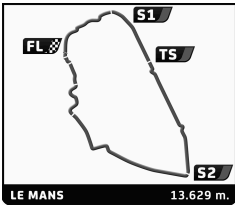
Fastest Lap Sequence

Practice Time	Drivers	Car	Class	Time	Kph	Lap
7:14.745	46 J. BRONSON / G. BURNETT	TALBOT 105 BGH 21 - 1934	OS8	6:41.732	122.1	1
13:40.952	46 J. BRONSON / G. BURNETT	TALBOT 105 BGH 21 - 1934	OS8	6:26.207	127.0	2
28:33.815	43 M. HALUSA / A. AMES / N. Von DOENHOFF / L. HALUSA	ALFA ROMEO 8C 2300 - 1932	OS7	6:23.726	127.9	4
34:20.640	2 C. TRABER / S. TRENERY	TALBOT LAGO Et Monoplace discolée - 1939	OS8	6:02.193	135.5	5





8-9-10 | 20 JUILLET | 16



PLATEAU 1 - GRID 1 LE MANS CLASSIC 2016 NIGHT SESSION

Analysis

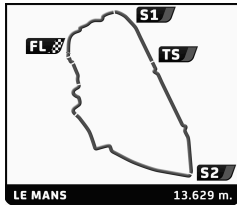
■ Personal Best ■ Session Best ■ Crossing the finish line in pit lane

Lap	D	Time	Sector 1	Sector 2	Sector 3	Kph	Elapsed	Lap	D	Time	Sector 1	Sector 2	Sector 3	Kph	Elapsed
1. Pascal BEHR BENTLEY 4,5l Le Mans - 1926 OS4								10. James POTTER RILEY Brooklands - 1930 OSS							
1	1	7:46.510	1:14.078	2:54.263	3:38.169	105.2	8:37.794	1	1	7:32.888	1:11.646	2:56.892	3:24.350	108.3	8:19.682
2	1	7:51.192	1:12.409	2:57.365	3:41.418	104.1	16:28.986	2	1	7:21.403	1:08.387	2:52.056	3:20.960	111.2	15:41.085
3	1	7:44.716	1:13.467	2:53.143	3:38.106	105.6	24:13.702	3	1	7:43.058 B	1:07.891	2:53.055	3:42.112	106.0	23:24.143
4	1	7:44.341	1:13.804	2:53.182	3:37.355	105.7	31:58.043	4	1	9:07.941	2:50.489	2:52.817	3:24.635	89.5	32:32.084
5	1	7:41.563	1:11.657	2:51.678	3:38.228	106.3	39:39.606	5	1	7:22.397	1:10.104	2:52.764	3:19.529	110.9	39:54.481
2. Christian TRABER TALBOT LAGO Et Murgelers Motos - 1939 OS8								11. Lucas SLIJPEN BUGATTI T 43 GS - 1928 OS3							
1	1	6:45.828	1:08.297	2:33.418	3:04.113	120.9	7:54.873	1	1	8:05.022	1:18.731	3:02.764	3:43.527	101.2	9:49.815
2	1	6:34.426	1:03.126	2:26.339	3:04.961	124.4	14:29.299	2	1	7:55.180 B	1:11.532	2:53.963	3:49.685	103.3	17:44.995
3	1	6:51.244 B	1:03.602	2:28.352	3:19.290	119.3	21:20.543	3	1	11:52.382	4:50.336	3:10.065	3:51.981	68.9	29:37.377
4	1	6:57.904	1:49.629	2:17.201	2:51.074	117.4	28:18.447	4	1	7:57.799	1:15.060	3:01.574	3:41.165	102.7	37:35.176
5	1	6:02.193	57.616	2:15.559	2:49.018	135.5	34:20.640								
6	1	7:03.064 B	1:03.550	2:36.288	3:23.226	116.0	41:23.704								
4. Michael HINDERER TALBOT 105 - 1934 OS7								12. Hervé SARAZIN BENTLEY 3 Litres - 1926 OS4							
1	1	7:40.347	1:12.204	3:02.234	3:25.909	106.6	9:22.512	1	1	8:31.452	1:21.318	3:28.984	3:41.150	95.9	9:38.880
2	1	7:14.384	1:08.016	2:44.635	3:21.733	113.0	16:36.896	2	1	7:56.561	1:15.062	2:59.494	3:42.005	103.0	17:35.441
3	1	7:06.367	1:06.791	2:41.884	3:17.692	115.1	23:43.263	3	1	7:45.147	1:12.092	2:57.108	3:35.947	105.5	25:20.588
4	1	7:22.998	1:06.972	2:49.894	3:26.132	110.8	31:06.261	4	1	7:54.248	1:12.016	3:00.396	3:41.836	103.5	33:14.836
5	1	7:36.608	1:11.744	2:57.087	3:27.777	107.5	38:42.869	5	1	8:08.522	1:16.401	3:07.168	3:44.953	100.4	41:23.358
5. PETER BMW 328 - 1938 OS7								14. Ralf EMMERLING RILEY 9 hp. Brooklands Speed Model - 1928 OS1							
1	1	8:04.122	1:18.862	3:13.041	3:32.219	101.3	9:23.527	1	1	7:29.998	1:15.709	2:52.205	3:22.084	109.0	7:54.346
2	1	7:14.317	1:09.029	2:43.379	3:21.909	113.0	16:37.844	2	1	7:16.113	1:08.489	2:47.443	3:20.181	112.5	15:10.459
3	1	6:54.509	1:06.352	2:36.654	3:11.503	118.4	23:32.353	3	1	7:20.441	1:07.184	2:50.973	3:22.284	111.4	22:30.900
4	1	7:38.019 B	1:05.696	2:45.788	3:46.535	107.1	31:10.372	4	1	7:43.472 B	1:06.569	2:47.238	3:49.665	105.9	30:14.372
6. Mitchell GROSS BMW 328 - 1937 OS7								16. Heinz STAMM ASTON MARTIN 2 Litres Speed - 1937 OS7							
1	1	8:01.826	1:14.349	3:03.208	3:44.269	101.8	10:08.882	1	1	7:38.158	1:18.987	3:04.436	3:14.735	107.1	9:08.384
2	1	7:38.265 B	1:15.730	2:41.230	3:41.305	107.1	17:47.147	2	1	6:42.337	1:04.045	2:32.171	3:06.121	121.9	15:50.721
3	1	8:40.228	2:10.751	2:53.572	3:35.905	94.3	26:27.375	3	1	6:47.390	1:03.325	2:31.521	3:12.544	120.4	22:38.111
4	1	7:37.865	1:12.462	2:49.628	3:35.775	107.2	34:05.240	4	1	6:32.839	1:01.971	2:29.564	3:01.304	124.9	29:10.950
5	1	7:43.783	1:13.213	2:50.023	3:40.547	105.8	41:49.023	5	1	7:00.239 B	1:02.890	2:30.245	3:27.104	116.8	36:11.189
8. Pierre JULIEN MG MIDGET PA - 1935 OS5								17. Jean Marc BUSSOLINI PEUGEOT 402 Darfmot - 1938 OS7							
1	1	9:54.089	1:36.157	3:52.520	4:25.412	82.6	10:44.984	1	1	9:04.809	1:31.204	3:30.625	4:02.980	90.1	11:08.265
2	1	10:04.535 B	1:32.586	3:56.213	4:35.736	81.2	20:49.519	2	1	9:07.556 B	1:19.376	3:36.671	4:11.509	89.6	20:15.821
								3	1	13:04.808	5:20.832	3:36.066	4:07.910	62.5	33:20.629
								4	1	8:25.566	1:21.468	3:15.430	3:48.668	97.0	41:46.195
9. Jean-Marc HUYGHUES DESPOI RALLY NCP - 1934 OS6								18. Peter KAPPELER ASTON MARTIN LM 2/4 - 1930 OS6							
1	1	8:16.019	1:20.782	3:08.750	3:46.487	98.9	9:21.480	1	1	9:19.856 B	1:25.859	3:30.879	4:23.118	87.6	10:57.936
2	1	8:02.897	1:15.853	3:06.883	3:40.161	101.6	17:24.377	2	1	9:24.224	2:10.541	3:19.913	3:53.770	87.0	20:22.160
3	1	8:08.278 B	1:14.263	3:07.738	3:46.277	100.5	25:32.655	3	1	8:20.862	1:16.839	3:19.060	3:44.963	98.0	28:43.022
4	1	9:23.647	2:26.646	3:11.886	3:45.115	87.0	34:56.302	4	1	8:09.902	1:18.018	3:10.630	3:41.254	100.2	36:52.924





8-9-10 | 20
JUILLET | 16



PLATEAU 1 - GRID 1
LE MANS CLASSIC 2016
NIGHT SESSION

Analysis

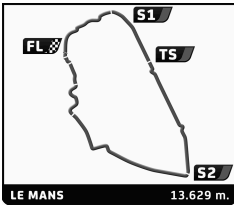
Personal Best Session Best B Crossing the finish line in pit lane

Table with columns: Lap, D, Time, Sector 1, Sector 2, Sector 3, Kph, Elapsed. Rows are grouped by lap number (19-35) and driver name. Includes car models and driver details.





8-9-10 | 20
JUILLET | 16



PLATEAU 1 - GRID 1
LE MANS CLASSIC 2016
NIGHT SESSION

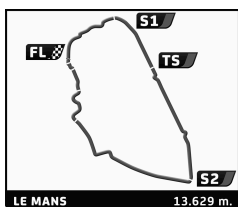
Analysis

Personal Best Session Best B Crossing the finish line in pit lane

Table with columns: Lap, D, Time, Sector 1, Sector 2, Sector 3, Kph, Elapsed. Rows are grouped by driver number (36-51) and include car models and lap times.



8-9-10 | 20 JUILLET | 16



PLATEAU 1 - GRID 1 LE MANS CLASSIC 2016 NIGHT SESSION

Analysis

Personal Best Session Best B Crossing the finish line in pit lane

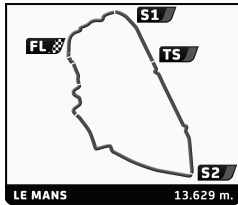
Lap	D	Time	Sector 1	Sector 2	Sector 3	Kph	Elapsed	Lap	D	Time	Sector 1	Sector 2	Sector 3	Kph	Elapsed		
53		1.Edward BRADLEY						ASTON MARTIN ULSTER - 1935			1.Hugues BAUDON						ALFA ROMEO 8C Monza - 1932
		OS6									OS7						
1	1	8:38.161	1:24.920	3:19.086	3:54.155	94.7	10:17.859	1	1	7:57.791	1:23.393	3:07.768	3:26.630	102.7	9:25.503		
2	1	8:02.214	1:17.464	3:02.119	3:42.631	101.7	18:20.073	2	1	7:23.333	1:12.994	2:38.679	3:31.660	110.7	16:48.836		
3	1	8:05.279	1:15.849	3:03.255	3:46.175	101.1	26:25.352	3	1	8:00.782 B	1:11.958	2:56.376	3:52.448	102.1	24:49.618		
4	1	7:57.185	1:15.384	3:00.993	3:40.808	102.8	34:22.537										
5	1	7:55.010	1:14.733	3:03.288	3:36.989	103.3	42:17.547										
54		1.Martin BUGLER						LAGONDA LG 45 - 1937			1.Thierry CHANOINE						RILEY TT Sprite - 1935
		OS8									2.Marc André SCHYRR						OS7
1	1	7:17.816	1:16.630	2:45.802	3:15.384	112.1	9:14.324	1	1	8:20.204	1:22.127	3:08.808	3:49.269	98.1	9:14.243		
2	1	6:44.009 B	1:04.808	2:31.715	3:07.486	121.4	15:58.333	2	1	8:43.151 B	1:19.240	3:15.346	4:08.565	93.8	17:57.394		
3	1	7:22.057 B	1:39.011	2:31.634	3:11.412	111.0	23:20.390	3	1	10:49.846	3:03.754	3:36.512	4:09.580	75.5	28:47.240		
								4	1	9:08.097	1:21.856	3:35.935	4:10.306	89.5	37:55.337		
55		1.Paul CARTER						BENTLEY 4,5l Tourer - 1929			1.Rahim AGA KHAN						SINGER Savoye Special - 1935
		2.Nick SWIFT						OS4			2.Andrew PRILL						OS5
1	1	7:54.778	1:14.971	3:00.725	3:39.082	103.3	9:16.925	1	1	9:37.188	1:28.559	3:49.617	4:19.012	85.0	10:55.292		
2	1	8:06.628 B	1:13.169	3:01.857	3:51.602	100.8	17:23.553	2	1	9:45.746	1:25.551	3:55.746	4:24.449	83.8	20:41.038		
3	1	8:58.700	2:23.477	2:58.195	3:37.028	91.1	26:22.253	3	1	9:57.138 B	1:25.957	3:40.137	4:51.044	82.2	30:38.176		
4	1	7:39.955	1:12.185	2:56.037	3:31.733	106.7	34:02.208	4	1	11:57.927	3:52.215	3:45.256	4:20.456	68.3	42:36.103		
5	1	7:29.650	1:09.641	2:54.226	3:25.783	109.1	41:31.858										
56		1.Richard REAY SMITH						LAGONDA LG 45 - 1936			1.Thierry CHANOINE						MORGAN 42464 - 1937
		OS8									2.Peter COLE						OS5
1	1	7:44.513	1:19.093	2:56.099	3:29.321	105.6	9:39.822	1	1	9:31.708	1:26.166	3:46.016	4:19.526	85.8	10:42.274		
2	1	7:35.905 B	1:10.003	2:46.071	3:39.831	107.6	17:15.727										
3	1	9:51.152 B	3:12.504	2:46.750	3:51.898	83.0	27:06.879										
4	1	10:40.820	4:23.937	2:45.933	3:30.950	76.6	37:47.699										
57		1.Martin OVERINGTON						BENTLEY 4,5l Blower - 1929			1.Peter NEUMARK						TALBOT 105 - 1933
		2.William GREEN						OS4			2.Andrew HALL						OS8
1	1	7:16.640	1:13.650	2:45.379	3:17.611	112.4	8:18.704	1	1	7:14.038 B	1:08.528	2:39.539	3:25.971	113.0	7:50.251		
2	1	7:25.998 B	1:07.162	2:44.365	3:34.471	110.0	15:44.702	2	1	8:42.836 B	2:28.432	2:44.588	3:29.816	93.8	16:33.087		
								3	1	8:12.816	2:24.295	2:39.140	3:09.381	99.6	24:45.903		
								4	1	7:00.966 B	1:02.389	2:33.400	3:25.177	116.6	31:46.869		
58		1.Julien DUBRULLE						BUGATTI 44 - 1929			1.Trevor SWETE						INVICTA S Type - 1931
		2.Guy DUBRULLE						OS3			OS8						
1	1	9:04.897 B	1:23.665	3:24.471	4:16.761	90.0	10:54.270	1	1	7:35.347	1:19.136	2:58.178	3:18.033	107.8	9:04.302		
2	1	11:03.708	3:24.744	3:35.475	4:03.489	73.9	21:57.978	2	1	6:42.308	1:03.722	2:34.731	3:03.855	122.0	15:46.610		
3	1	8:44.002	1:22.118	3:29.894	3:51.990	93.6	30:41.980	3	1	6:43.570	1:03.031	2:30.562	3:09.977	121.6	22:30.180		
4	1	8:28.908	1:19.100	3:22.246	3:47.562	96.4	39:10.888	4	1	6:34.311	1:03.605	2:30.852	2:59.854	124.4	29:04.491		
								5	1	6:28.812	1:02.835	2:26.313	2:59.664	126.2	35:33.303		
59		1.Paul GRANT						BMW 328 - 1939									
		2.Erik STAES						OS7									
1	1	7:50.091	1:17.959	2:59.675	3:32.457	104.4	9:44.710										
2	1	7:34.149	1:09.415	2:54.438	3:30.296	108.0	17:18.859										
3	1	7:46.491 B	1:09.667	2:52.687	3:44.137	105.2	25:05.350										
4	1	9:14.463	2:57.508	2:50.663	3:26.292	88.5	34:19.813										
5	1	7:23.689	1:08.615	2:47.446	3:27.628	110.6	41:43.502										
60		1.Simon KING						MORGAN 42464 - 1937									
		2.Philip ST CLAIR TISDALL						OS5									
1	1	8:13.453 B	1:16.313	3:13.178	3:43.962	99.4	9:25.062										
2	1	9:46.030 B	2:03.422	3:32.368	4:10.240	83.7	19:11.092										

RICHARD MILLE





8-9-10 | 20 JUILLET 16



PLATEAU 1 - GRID 1 LE MANS CLASSIC 2016 RACE 1 (43')

Starting Grid

			- 33 -	62		Thierry CHANOINE
Vincent ALLARDET	29		- 32 -	17	16:32.465	Jean Marc BUSSOLINI
Heiko OSTMANN	10:39.623	38	- 31 -	66	10:25.764	Rahim AGA KHAN
Paul WYBROW	9:49.659	33	- 30 -	8	9:41.858	Pierre JULIEN
Ernst CHALUPA	9:22.150	52	- 29 -	67	9:09.051	Leigh SEBBA
Rahim AGA KHAN	8:56.332	65	- 28 -	58	8:39.368	Julien DUBRULLE
Richard WADMAN	8:39.015	34	- 27 -	18	8:29.947	Peter KAPFFLER
Patrick GRUAU	8:21.960	26	- 26 -	25	8:06.586	RICCI
Jean-Marc HUYGHUES DESPOINTES	8:02.552	9	- 25 -	24	7:54.749	Jean Claude CASTELETIN
Hervé SARAZIN	7:54.149	12	- 24 -	60	7:53.834	Simon KING
Jonathan TURNER	7:53.468	32	- 23 -	47	7:48.478	Jurgen ERNST
Pierre MELLINGER	7:47.285	21	- 22 -	15	7:44.583	Albert OTTEN
Ralf EMMERLING	7:42.847	14	- 21 -	48	7:38.354	Philip Nigel WILLS
Paul CARTER	7:38.240	55	- 20 -	49	7:38.105	Lars ROLNER
Edward BRADLEY	7:36.147	53	- 19 -	11	7:34.345	Lucas SLJPFEN
Anthony SCHRAUWEN	7:26.582	20	- 18 -	10	7:26.136	James POTTER
Nigel BATCHELOR	7:24.946	51	- 17 -	31	7:23.362	Nick PELLETTI
Nicolas BERT	7:18.735	64	- 16 -	6	7:15.976	Mitchell GROSS
Pascal BEHR	7:15.319	1	- 15 -	61	7:08.240	Huques BAUDON
Paul GRANT	7:07.210	59	- 14 -	44	7:06.024	Adam LINDEMANN
David MORRIS	7:05.276	22	- 13 -	30	7:00.985	Arnaud GRAIGNIC
François COINTREAU	7:00.942	27	- 12 -	16	6:58.696	Heinz STAMM
Thierry CHANOINE	6:56.244	19	- 11 -	39	6:54.480	Adrien VAN DER KROFT
Paul-Emile BESSADE	6:50.385	37	- 10 -	36	6:48.332	Brian RIVETT
Wilfried SCHAEFER	6:46.574	45	- 9 -	43	6:43.807	Martin HALUSA
Richard REAY SMITH	6:43.390	56	- 8 -	57	6:42.075	Martin OVERINGTON
Robert SPENCER	6:41.564	72	- 7 -	5	6:38.817	PETER
Robert LEWIS	6:38.435	35	- 6 -	70	6:34.747	Trevor SWETE
Michael HINDERER	6:32.116	4	- 5 -	41	6:31.744	Claude SOUBISE
Christopher BALL	6:30.414	40	- 4 -	23	6:30.344	Paul CHASE-GARDENER
Raphaël RONDONI	6:25.398	7	- 3 -	42	6:25.309	Jean-Jacques BALLY
Peter NEUMARK	6:24.911	68	- 2 -	54	6:22.715	Martin BUGLER
Julian BRONSON	6:18.977	46	- 1 -	2	5:52.974	Christian TRABER

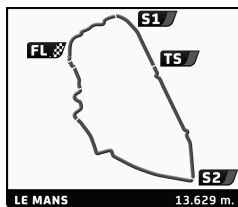
Pole

Stewards:

Timekeeper:



8-9-10 | 20 JUILLET | 16



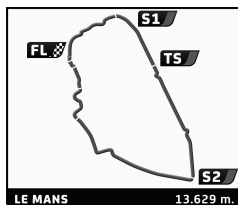
PLATEAU 1 - GRID 1 LE MANS CLASSIC 2016 RACE 1

Final Classification By Performance Index

Nr Drivers	Car	Class	Qualifying			Coefficient	Index
			Time	Laps	Total Time		
1 14 Ralf EMMERLING	RILEY 9 h.p. Brooklands Speed Model -	IOS1	7'42.847	6	45:51.298	0,310	16'35.052
2 22 David MORRIS / Paddins DOWLING / Stephen CURTIS	MG Magnette K3 - 1934	OS5	7'05.276	6	43:46.894	0,370	18'53.942
3 39 Adrien VAN DER KROFT / Richard PLANT	MORGAN 4/4 TT Replica - 1937	OS5	6'54.480	6	43:51.565	0,370	18'55.958
4 30 Arnaud GRAIGNIC / Philippe BRUNNER	BUGATTI 35 - 1925	OS3	7'00.985	6	43:52.746	0,390	19'57.899
5 10 James POTTER / Ian STANDING	RILEY Brooklands - 1930	OS5	7'26.136	6	46:25.805	0,370	20'02.539
6 42 Jean-Jacques BALLY / Bertrand LESEUR	BMW 328 - 1938	OS7	6'25.309	7	46:19.862	0,450	20'50.937
7 60 Simon KING / Philip ST CLAIR TISDALL	MORGAN 42464 - 1937	OS5	7'53.834	6	48:26.136	0,370	20'54.482
8 15 Albert OTTEN / Diethelm HORBACH	BMW 328 - 1939	OS7	7'44.583	7	46:33.294	0,450	20'56.982
9 11 Lucas SLIJPEN / Christophe VIGNAUD	BUGATTI T 43 GS - 1928	OS3	7'34.345	6	46:36.658	0,390	21'12.479
10 2 Christian TRABER / Spencer TRENERY	TALBOT LAGO Ex Monoplace décalée -	OS8	5'52.974	7	43:00.512	0,500	21'30.256
11 20 Anthony SCHRAUWEN / Michel VERLIEFDEN	SINGER Le Mans speed special - 1936	OS6	7'26.582	6	46:12.528	0,400	21'33.846
12 16 Heinz STAMM / Peter DUBSKY	ASTON MARTIN 2 Litres Speed - 1937	OS7	6'58.696	7	47:56.464	0,450	21'34.408
13 32 Jonathan TURNER / William MEDCALF	BENTLEY 3 Litres Speed Model - 1925	OS3	7'53.468	6	47:31.612	0,390	21'37.483
14 53 Edward BRADLEY	ASTON MARTIN ULSTER - 1935	OS6	7'36.147	6	46:56.231	0,400	21'54.241
15 26 Patrick GRUAU / Jean-Luc GAIGNARD	MG PA - 1934	OS5	8'21.960	6	51:11.652	0,370	22'05.929
16 27 <small>François CONTREAU / Olivier du BOUCHERON / Rific COUSSEAU / Guillaume LE METAYER</small>	BUGATTI 51 - 1932	OS7	7'00.942	7	49:13.378	0,450	22'09.020
17 1 Pascal BEHR	BENTLEY 4,5l Le Mans - 1926	OS4	7'15.319	6	44:41.800	0,430	22'25.369
18 46 Julian BRONSON / Gareth BURNETT	TALBOT 105 BGH 21 - 1934	OS8	6'18.977	7	45:03.563	0,500	22'31.781
19 44 Adam LINDEMANN / Robert BLAKEMORE	ASTON MARTIN ULSTER - 1935	OS6	7'06.024	6	48:16.758	0,400	22'31.820
20 36 Brian RIVETT / Andrew MITCHELL	BMW 328 - 1938	OS7	6'48.332	6	43:24.033	0,450	22'47.117
21 9 <small>Jean-Marc HUYGHUES DESPOINTE / Jean-Paul DETROYES</small>	RALLY NCP - 1934	OS6	8'02.552	6	48:52.379	0,400	22'48.443
22 55 Paul CARTER / Nick SWIFT	BENTLEY 4,5l Tourer - 1929	OS4	7'38.240	6	45:43.784	0,430	22'56.464
23 59 Paul GRANT / Erik STAES	BMW 328 - 1939	OS7	7'07.210	6	43:49.690	0,450	23'00.587
24 48 Philip Nigel WILLS / John POLSON	TALBOT 90 - 1930	OS3	7'38.354	6	50:37.720	0,390	23'02.162
25 51 Nigel BATCHELOR / Katarina KYVALOVA	BENTLEY 4,5l Tourer - 1928	OS4	7'24.946	6	45:56.065	0,430	23'02.625
26 23 Paul CHASE-GARDENER / David ALLEN	ASTON MARTIN 2 Litres Speed - 1937	OS7	6'30.344	7	51:21.777	0,450	23'06.799
27 31 Nick PELLETT	TALBOT AV 105 Alpine - 1931	OS7	7'23.362	6	44:18.623	0,450	23'15.777
28 67 Leigh SEBBA / Peter COLE	MORGAN 42464 - 1937	OS5	9'09.051	5	44:59.495	0,370	23'18.338
29 40 Christopher BALL / Nick BALL	INVICTA S Type - 1931	OS8	6'30.414	7	46:36.691	0,500	23'18.345
30 54 Martin BUGLER	LAGONDA LG 45 - 1937	OS8	6'22.715	7	46:44.131	0,500	23'22.065
31 5 PETER / Patrick SIMON	BMW 328 - 1938	OS7	6'38.817	7	52:07.066	0,450	23'27.179
32 47 Jurgen ERNST	BENTLEY 4,5l Blower - 1929	OS4	7'48.478	6	46:48.283	0,430	23'28.821
33 12 Hervé SARAZIN	BENTLEY 3 Litres - 1926	OS4	7'54.149	6	46:49.185	0,430	23'29.274
34 49 Lars ROLNER	BENTLEY 4,5l Tourer - 1928	OS4	7'38.105	6	47:33.212	0,430	23'51.361
35 65 Rahim AGA KHAN / Andrew PRILL / Richard CLARK	SINGER Savoye Special - 1935	OS5	8'56.332	5	46:07.387	0,370	23'53.506
36 70 Trevor SWETE	INVICTA S Type - 1931	OS8	6'34.747	7	48:01.063	0,500	24'00.531
37 18 Peter KAPPELER / Eduard SCHORNO	ASTON MARTIN LM 2/4 - 1930	OS6	8'29.947	5	43:20.521	0,400	24'16.291
38 6 Mitchell GROSS / Denis BIGIONI	BMW 328 - 1937	OS7	7'15.976	6	46:18.026	0,450	24'18.463
39 19 Thierry CHANOINE	RILEY TT Sprite - 1935	OS6	6'56.244	5	43:30.800	0,400	24'22.048
40 45 Wilfried SCHAEFER / Florian BRANDT	TALBOT AV 105 Alpine - 1934	OS8	6'46.574	7	49:25.827	0,500	24'42.913
41 57 Martin OVERINGTON / William GREEN	BENTLEY 4,5l Blower - 1929	OS4	6'42.075	6	49:20.801	0,430	24'45.335
42 8 Pierre JULIEN	MG MIDGET PA - 1935	OS5	9'41.858	5	49:52.728	0,370	25'50.233
43 25 RICCI / Frederic STOESSER	BMW 328 - 1938	OS7	8'06.586	6	50:01.208	0,450	26'15.634
44 21 Pierre MELLINGER / Tommaso GELMINI	ALFA ROMEO 6C 2500 SS - 1938	OS7	7'47.285	5	43:51.321	0,450	27'37.732
45 61 Hugues BAUDON	ALFA ROMEO 8C Monza - 1932	OS7	7'08.240	5	44:10.415	0,450	27'49.761
46 17 Jean Marc BUSSOLINI / Julien BUSSOLINI	PEUGEOT 402 Darl'mat - 1938	OS7	16'32.465	5	44:24.234	0,450	27'58.467
47 62 <small>Thierry CHANOINE / Marc André SCHYRER / Michel PLAISANT</small>	RILEY TT Sprite - 1935	OS7	11'45.948	5	45:01.092	0,450	28'21.687
48 24 Jean Claude CASTELEIN	MERCEDES-BENZ SSK - 1929	OS4	7'54.749	6	57:00.000	0,430	28'35.700
49 34 Richard WADMAN / James HULBERT	ALVIS Speed Twenty SB - 1934	OS7	8'39.015	5	45:30.422	0,450	28'40.165
50 33 Paul WYBROW / Gary WESTON / Martin DOHERTY	CITROËN C4 Roadster - 1932	OS6	9'49.659	5	48:53.607	0,450	30'48.172
51 37 Paul-Emile BESSADE	DELAGE D6-70 SPECIAL - 1936	OS7	6'50.385	4	57:00.000	0,450	44'53.250
52 35 Robert LEWIS	LAGONDA V12 LE MANS - 1939	OS8	6'38.435	4	57:00.000	0,500	49'52.500
53 38 Heiko OSTMANN / Horst SCHNEIDER	LAGONDA Rapier - 1936	OS7	10'39.623	3	57:00.000	0,450	59'51.000
54 72 Robert SPENCER	BUGATTI 35 B - 1928	OS3	6'41.564	2	57:00.000	0,390	1:17'48.300
55 41 Claude SOUBISE / Robert SALMON	BUGATTI 35 B - 1928	OS3	6'31.744	1	1:00:00.000	0,390	2:43'48.000
56 4 <small>Michael HINDERER / Peter HINDERER / Martin STRETTON</small>	TALBOT 105 - 1934	OS7	6'32.116	1	57:00.000	0,450	2:59'33.000
57 6 Nicolas BERT / Pierre ADYNS	BMW 328 - 1937	OS7	7'18.735	1	57:00.000	0,450	2:59'33.000
58 56 Richard REAY SMITH	LAGONDA LG 45 - 1936	OS8	6'43.390	1	57:00.000	0,500	3:19'30.000
59 68 Peter NEUMARK / Andrew HALL	TALBOT 105 - 1933	OS8	6'24.911	1	57:00.000	0,500	3:19'30.000



8-9-10 | 20 JUILLET | 16



PLATEAU 1 - GRID 1 LE MANS CLASSIC 2016 RACE 1

Final Classification By Performance Index

Nr Drivers	Car	Class	Qualifying Time	Laps	Total Time	Coeficient	Index
Not started							
60 66	Rahim AGA KHAN / Andrew PRILL / Richard CLARK / Adam TAIT MG PA - 1934	OS5	10'25.764	1	57:00.000		2:27'37.800
61 58	Julien DUBRULLE / Guy DUBRULLE / Alain MARGUERITTE BUGATTI 44 - 1929	OS3	8'39.368	1	57:00.000		2:35'36.600
62 29	Vincent ALLARDET RILEY TT Sprite - 1934	OS6	11'45.948	1	57:00.000		2:39'36.000
63 7	Raphaël RONDONI BMW 328 - 1939	OS7	6'25.398	1	57:00.000		2:59'33.000
64 43	Walter HALLER / Alexander AMES / Nicole Van DOENHOFF / Lukas HALLER ALFA ROMEO 8C 2300 - 1932	OS7	6'43.807	1	57:00.000		2:59'33.000

Published at:

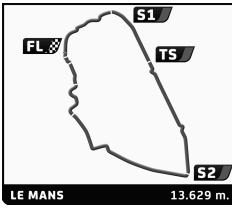
Stewards:

Timekeeper:





8-9-10 | 20 JUILLET | 16



PLATEAU 1 - GRID 1 LE MANS CLASSIC 2016 RACE 1

Final Classification

Nr.	Drivers	Car	Cl	Time	Lap	Total	Gap	Kph
1	2 C. TRABER / S. TRENERY	TALBOT LAGO Ex Monoplace décalée - 1939	OS8	5:50.338	3	7	-	140.0
2	46 J. BRONSON / G. BURNETT	TALBOT 105 BGH 21 - 1934	OS8	6:03.400	7	7	+13.062	135.0
3	15 A. OTTEN / D. HORBACH	BMW 328 - 1939	OS7	6:12.234	7	7	+21.896	131.8
4	40 C. BALL / N. BALL	INVICTA S Type - 1931	OS8	6:14.107	6	7	+23.769	131.2
5	42 J. BALLY / B. LESEUR	BMW 328 - 1938	OS7	6:21.174	5	7	+30.836	128.7
6	54 M. BUGLER	LAGONDA LG 45 - 1937	OS8	6:25.064	3	7	+34.726	127.4
7	5 . PETER / P. SIMON	BMW 328 - 1938	OS7	6:26.920	2	7	+3:36.582-3:01.856	126.8
8	16 H. STAMM / P. DUBSKY	ASTON MARTIN 2 Litres Speed - 1937	OS7	6:31.683	7	7	+41.345-2:55.237	125.3
9	23 P. CHASE-GARDENER / D. ALLEN	ASTON MARTIN 2 Litres Speed - 1937	OS7	6:33.172	6	7	+3:42.834-3:01.489	124.8
10	70 T. SWETE	INVICTA S Type - 1931	OS8	6:33.900	7	7	+43.562-2:59.272	124.6
11	72 R. SPENCER	BUGATTI 35 B - 1928	OS3	6:35.605	2	2	+45.267	124.0
12	27 F. COINTREAU / O. du BOUCHERON / P. COUSSEAU / G. LE METAYER	BUGATTI 51 - 1932	OS7	6:36.649	5	7	+46.044	123.7
13	35 R. LEWIS	LAGONDA V12 LE MANS - 1939	OS8	6:36.972	2	4	+46.634	123.6
14	57 M. OVERINGTON / W. GREEN	BENTLEY 4,5l Blower - 1929	OS4	6:39.025	7	6	+48.687	123.0
15	45 W. SCHAEFER / F. BRANDT	TALBOT AV 105 Alpine - 1934	OS8	6:39.771	6	7	+49.433	122.7
16	6 M. GROSS / D. BIGIONI	BMW 328 - 1937	OS7	6:40.888	6	6	+3:50.550-3:01.117	122.4
17	36 B. RIVETT / A. MITCHELL	BMW 328 - 1938	OS7	6:43.459	2	6	+53.121-2:57.429	121.6
18	37 P. BESSADE	DELAGE D6-70 SPECIAL - 1936	OS7	6:49.626	2	4	+59.288	119.8
19	19 T. CHANOINE	RILEY TT Sprite - 1935	OS6	6:50.153	6	5	+59.815	119.6
20	31 N. PELLET	TALBOT AV 105 Alpine - 1931	OS7	6:52.551	6	6	+1:02.213	118.9
21	30 A. GRAIGNIC / P. BRUNNER	BUGATTI 35 - 1925	OS3	6:54.314	2	6	+1:03.976	118.4
22	61 H. BAUDON	ALFA ROMEO 8C Monza - 1932	OS7	6:54.378	4	5	+1:04.040	118.4
23	22 D. MORRIS / P. DOWLING / S. CURTIS	MG Magnette K3 - 1934	OS5	6:56.889	3	6	+1:06.551	117.7
24	24 J. CASTELEIN	MERCEDES-BENZ SSK - 1929	OS4	6:57.413	2	6	+1:07.075	117.5
25	44 A. LINDEMANN / R. BLAKEMORE	ASTON MARTIN ULSTER - 1935	OS6	6:59.832	2	6	+1:09.494	116.9
26	39 A. VAN DER KROFT / R. PLANT	MORGAN 4/4 TT Replica - 1937	OS5	7:00.390	2	6	+1:10.052	116.7
27	59 P. GRANT / E. STAES	BMW 328 - 1939	OS7	7:00.978	6	6	+1:10.640	116.5
28	38 H. OSTMANN / H. SCHNEIDER	LAGONDA Rapiere - 1936	OS7	7:03.651	3	3	+1:13.313	115.8
29	14 R. EMMERLING	RILEY 9 h.p. Brooklands Speed Model - 1928	OS1	7:07.239	6	6	+1:16.901	114.8
30	51 N. BATCHELOR / K. KYVALOVA	BENTLEY 4,5l Tourer - 1928	OS4	7:07.439	2	6	+1:17.101	114.8
31	55 P. CARTER / N. SWIFT	BENTLEY 4,5l Tourer - 1929	OS4	7:07.764	6	6	+1:17.426	114.7
32	1 P. BEHR	BENTLEY 4,5l Le Mans - 1926	OS4	7:08.178	6	6	+1:17.840	114.6
33	10 J. POTTER / I. STANDING	RILEY Brooklands - 1930	OS5	7:17.816	6	6	+1:27.478	112.1
34	47 J. ERNST	BENTLEY 4,5l Blower - 1929	OS4	7:18.805	6	6	+1:28.467	111.8
35	12 H. SARAZIN	BENTLEY 3 Litres - 1926	OS4	7:19.723	6	6	+1:29.385	111.6
36	25 . RICCI / F. STOEISSER	BMW 328 - 1938	OS7	7:20.465	6	6	+1:30.127	111.4
37	20 A. SCHRAUWEN / M. VERLIEFDEN	SINGER Le Mans speed special - 1936	OS6	7:21.199	2	6	+1:30.861	111.2
38	11 L. SLIPPEN / C. VIGNAUD	BUGATTI T 43 GS - 1928	OS3	7:22.629	2	6	+1:32.291	110.8
39	53 E. BRADLEY	ASTON MARTIN ULSTER - 1935	OS6	7:24.206	6	6	+1:33.868	110.5
40	49 L. ROLNER	BENTLEY 4,5l Tourer - 1928	OS4	7:26.015	6	6	+1:35.677	110.0
41	32 J. TURNER / W. MEDCALF	BENTLEY 3 Litres Speed Model - 1925	OS3	7:27.642	6	6	+1:37.304	109.6
42	48 P. WILLS / J. POLSON	TALBOT 90 - 1930	OS3	7:29.292	2	6	+1:38.954	109.2
43	60 S. KING / P. ST CLAIR TISDALL	MORGAN 42464 - 1937	OS5	7:29.480	2	6	+1:39.142	109.2
44	9 J. HUYGHUES DESPOINTES / J. DETROYES	RALLY NCP - 1934	OS6	7:33.810	5	6	+1:43.472	108.1
45	21 P. MELLINGER / T. GELMINI	ALFA ROMEO 6C 2500 SS - 1938	OS7	7:47.218	5	5	+1:56.880	105.0
46	18 P. KAPPELER / E. SCHORNO	ASTON MARTIN LM 2/4 - 1930	OS6	7:55.148	5	5	+2:04.810	103.3
47	34 R. WADMAN / J. HULBERT	ALVIS Speed Twenty SB - 1934	OS7	8:01.984	5	5	+2:56.646	101.8
48	62 T. CHANOINE / M. SCHYRR / M. PLAISANT	RILEY TT Sprite - 1935	OS7	8:06.172	5	5	+2:15.834	100.9
49	26 P. GRUAU / J. GAGNARD	MG PA - 1934	OS5	8:15.144	4	6	+2:24.806	99.1
50	67 L. SEBBA / P. COLE	MORGAN 42464 - 1937	OS5	8:21.972	5	5	+2:31.634	97.7
51	17 J. BUSSOLINI / J. BUSSOLINI	PEUGEOT 402 Darlmat - 1938	OS7	8:22.242	5	5	+2:31.904	97.7
52	65 R. AGA KHAN / A. PRILL / R. CLARK	SINGER Savoye Special - 1935	OS5	8:34.344	5	5	+2:44.006	95.4
53	33 P. WYBROW / G. WESTON / M. DOHERTY	CITROËN C4 Roadster - 1932	OS6	9:20.446	2	5	+3:30.108	87.5
54	8 P. JULIEN	MG MIDGET PA - 1935	OS5	9:23.964	4	5	+3:33.626	87.0

Fastest Lap Lap 3 Christian TRABER **5:50.338** 140.0 Kph

Published at:

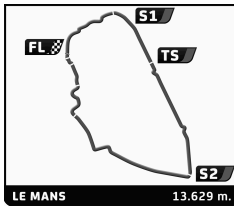
Track Status: **DRY**

Stewards:	Timekeeper:
-----------	-------------





8-9-10 | 20 JUILLET | 16



PLATEAU 1 - GRID 1 LE MANS CLASSIC 2016 RACE 1

Lap Chart

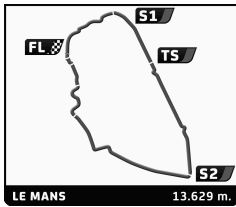
LAP

Nr	Pos	Grid	1	2	3	4	5	6	7
2	1	2	2	2	2	2	2	2	2
46	2	46	46	46	46	54	46	46	46
54	3	54	42	42	54	15	42	42	42
68	4	68	54	54	42	16	54	54	15
42	5	42	40	5	15	46	15	40	40
7	6	7	35	40	16	42	40	15	54
23	7	23	70	35	40	40	16	16	16
40	8	40	23	23	70	70	70	70	70
41	9	41	36	70	35	22	27	23	23
4	10	4	5	16	23	35	23	27	27
70	11	70	16	36	36	27	5	5	5
35	12	35	37	15	5	23	57	57	57
5	13	5	45	27	27	5	45	45	45
72	14	72	15	37	45	37	36	6	
57	15	57	19	45	37	36	6	36	
56	16	56	27	22	22	57	19	19	
43	17	43	57	59	59	45	22	22	
45	18	45	22	30	30	59	59	59	
36	19	36	59	57	6	19	39	39	
37	20	37	6	6	39	39	30	30	
39	21	39	30	39	1	6	61	61	
19	22	19	61	61	51	30	31	31	
16	23	16	39	1	38	20	1	1	
27	24	27	1	51	31	61	24	55	
30	25	30	51	31	20	1	51	14	
22	26	22	31	19	57	31	55	24	
44	27	44	20	38	11	51	14	51	
59	28	59	11	20	24	55	20	20	
61	29	61	38	11	10	24	10	10	
1	30	1	14	10	19	14	11	11	
6	31	6	55	55	48	11	12	47	
64	32	64	10	24	47	10	47	12	
31	33	31	4	48	53	47	53	53	
51	34	51	48	14	61	53	32	32	
10	35	10	47	47	60	12	49	49	
20	36	20	53	53	32	60	60	44	
11	37	11	25	60	55	49	44	60	
53	38	53	49	25	14	32	9	9	
49	39	49	12	12	12	48	48	25	
55	40	55	60	72	49	9	25	48	
48	41	48	9	49	44	44	26	26	
14	42	14	32	32	9	26	18		
15	43	15	26	9	17	25	21		
21	44	21	24	26	26	18	17		
47	45	47	17	17	21	17	34		
32	46	32	72	18	62	21	67		
60	47	60	18	67	18	67	62		
12	48	12	67	21	25	34	65		
24	49	24	34	62	67	62	33		
9	50	9	62	44	33	65	8		
25	51	25	65	65	34	33			
26	52	26	21	33	65	8			
18	53	18	33	34	8				
34	54	34	8	8					
58	55	58	44						
65	56	65							
67	57	67							
8	59	8							
33	60	33							
66	61	66							





8-9-10 | 20
JUILLET | 16



PLATEAU 1 - GRID 1
LE MANS CLASSIC 2016
RACE 1

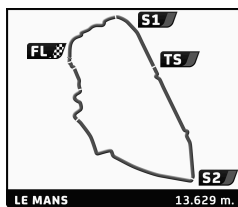
Lap Chart

38	62	38
17	63	17
29	64	29
62		62





8-9-10 | 20 JUILLET | 16



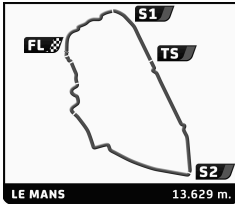
PLATEAU 1 - GRID 1 LE MANS CLASSIC 2016 RACE 1

Best Sector Times

SECTOR 1			SECTOR 2			SECTOR 3			Pos	Nr	Ideal Lap	Best Lap
Pos	Nr	Time	Nr	Time	Nr	Time						
1	2	54.968	2	2:12.905	2	2:41.307	1	2	5:49.180	5:50.338	(1)	
2	46	56.630	46	2:19.953	46	2:46.222	2	46	6:02.805	6:03.400	(2)	
3	40	58.324	40	2:20.487	15	2:52.233	3	15	6:11.979	6:12.234	(3)	
4	15	58.836	15	2:20.910	42	2:54.139	4	40	6:13.317	6:14.107	(4)	
5	42	59.274	35	2:25.785	40	2:54.506	5	42	6:20.111	6:21.174	(5)	
6	54	59.986	54	2:26.677	54	2:56.074	6	54	6:22.737	6:25.064	(6)	
7	5	1:00.346	42	2:26.698	5	2:57.783	7	5	6:26.920	6:26.920	(7)	
8	45	1:00.808	16	2:27.745	72	2:58.748	8	16	6:30.348	6:31.683	(8)	
9	72	1:00.837	36	2:27.839	23	3:01.019	9	70	6:31.046	6:33.900	(10)	
10	16	1:01.029	70	2:28.243	70	3:01.465	10	35	6:31.348	6:36.972	(13)	
11	23	1:01.200	5	2:28.791	16	3:01.574	11	23	6:32.719	6:33.172	(9)	
12	70	1:01.338	57	2:30.314	45	3:02.179	12	27	6:34.048	6:36.649	(12)	
13	27	1:01.347	27	2:30.359	27	3:02.342	13	72	6:35.582	6:35.605	(11)	
14	6	1:01.418	23	2:30.500	57	3:03.712	14	36	6:36.329	6:43.459	(17)	
15	35	1:01.522	6	2:30.609	35	3:04.041	15	57	6:36.408	6:39.025	(14)	
16	57	1:02.382	45	2:34.714	36	3:04.497	16	45	6:37.701	6:39.771	(15)	
17	30	1:03.735	37	2:35.115	6	3:06.289	17	6	6:38.316	6:40.888	(16)	
18	39	1:03.820	61	2:35.454	59	3:08.097	18	37	6:47.876	6:49.626	(18)	
19	36	1:03.993	19	2:35.579	37	3:08.166	19	19	6:48.358	6:50.153	(19)	
20	19	1:04.335	72	2:35.997	30	3:08.305	20	61	6:51.848	6:54.378	(22)	
21	59	1:04.460	31	2:38.350	19	3:08.444	21	31	6:52.174	6:52.551	(20)	
22	31	1:04.463	22	2:38.919	22	3:09.082	22	22	6:52.531	6:56.889	(23)	
23	22	1:04.530	24	2:39.329	31	3:09.361	23	59	6:52.770	7:00.978	(27)	
24	37	1:04.595	44	2:39.885	39	3:10.153	24	30	6:52.871	6:54.314	(21)	
25	38	1:04.836	59	2:40.213	61	3:10.222	25	39	6:55.930	7:00.390	(26)	
26	44	1:04.841	30	2:40.831	24	3:12.256	26	24	6:56.557	6:57.413	(24)	
27	24	1:04.972	1	2:40.888	44	3:12.359	27	44	6:57.085	6:59.832	(25)	
28	14	1:05.388	39	2:41.957	38	3:14.274	28	38	7:02.300	7:03.651	(28)	
29	51	1:05.913	47	2:42.485	55	3:15.387	29	1	7:06.500	7:08.178	(32)	
30	55	1:05.952	38	2:43.190	14	3:15.874	30	51	7:06.624	7:07.439	(30)	
31	61	1:06.172	51	2:43.216	10	3:16.713	31	14	7:06.726	7:07.239	(29)	
32	10	1:06.347	14	2:45.464	51	3:17.495	32	55	7:06.834	7:07.764	(31)	
33	1	1:07.218	55	2:45.495	1	3:18.394	33	10	7:16.022	7:17.816	(33)	
34	60	1:08.024	11	2:46.215	20	3:19.170	34	47	7:17.281	7:18.805	(34)	
35	48	1:08.054	12	2:47.810	25	3:20.229	35	20	7:17.900	7:21.199	(37)	
36	20	1:08.636	25	2:48.427	49	3:20.556	36	25	7:18.152	7:20.465	(36)	
37	12	1:08.977	20	2:50.094	60	3:21.690	37	12	7:18.679	7:19.723	(35)	
38	21	1:09.173	53	2:50.902	12	3:21.892	38	11	7:20.484	7:22.629	(38)	
39	9	1:09.190	4	2:51.861	32	3:22.791	39	53	7:23.865	7:24.206	(39)	
40	11	1:09.198	10	2:52.962	53	3:23.041	40	32	7:25.311	7:27.642	(41)	
41	49	1:09.310	32	2:53.179	47	3:24.427	41	49	7:26.015	7:26.015	(40)	
42	32	1:09.341	48	2:53.625	48	3:24.618	42	48	7:26.297	7:29.292	(42)	
43	25	1:09.496	49	2:56.149	11	3:25.071	43	60	7:29.480	7:29.480	(43)	
44	53	1:09.922	9	2:57.117	9	3:25.816	44	9	7:32.123	7:33.810	(44)	
45	47	1:10.369	60	2:59.766	21	3:32.029	45	21	7:47.218	7:47.218	(45)	
46	18	1:12.373	26	3:03.250	18	3:34.150	46	26	7:50.756	8:15.144	(49)	
47	26	1:12.643	34	3:04.585	26	3:34.863	47	18	7:55.148	7:55.148	(46)	
48	34	1:13.593	21	3:06.016	34	3:40.202	48	34	7:58.380	8:01.984	(47)	
49	62	1:14.965	18	3:08.625	62	3:40.670	49	62	8:06.172	8:06.172	(48)	
50	17	1:15.029	62	3:10.537	17	3:44.882	50	17	8:17.890	8:22.242	(51)	
51	67	1:17.811	67	3:14.931	4	3:46.786	51	67	8:21.972	8:21.972	(50)	
52	65	1:19.560	17	3:17.979	67	3:49.230	52	65	8:34.344	8:34.344	(52)	



8-9-10 | 20
JUILLET | 16



PLATEAU 1 - GRID 1
LE MANS CLASSIC 2016
RACE 1

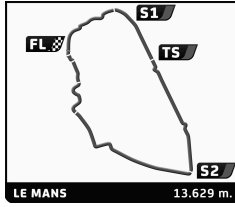
Best Sector Times

SECTOR 1			SECTOR 2		SECTOR 3		Pos	Nr	Ideal Lap	Best Lap
Pos	Nr	Time	Nr	Time	Nr	Time				
53	33	1:25.120	65	3:18.432	65	3:56.352	53	33	9:12.387	9:20.446 (53)
54	8	1:26.129	33	3:32.705	8	4:13.739	54	8	9:21.830	9:23.964 (54)





8-9-10 | 20 JUILLET 16



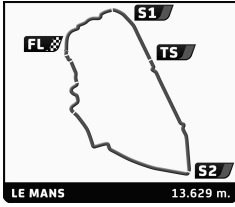
PLATEAU 1 - GRID 1 LE MANS CLASSIC 2016 RACE 1

Best Top Speeds

Nr	Car	Class	Top Speed Driver	Top 1		Top 2		Top 3		Top 4		Top 5		Avg
				Kph	Lap	Kph	Lap	Kph	Lap	Kph	Lap	Kph	Lap	
40	INVICTA S Type - 1931	OS8	C. BALL	192.7	5	186.8	6	182.4	4	168.4	1	166.3	3	179,3
16	ASTON MARTIN 2 Litres Speed - 1937	OS7	H. STAMM	179.1	7	165.3	5	158.6	3	152.0	6	140.6	1	159,1
42	BMW 328 - 1938	OS7	J. BALLY	177.9	7	177.7	6	175.4	5	169.1	3	165.3	2	173,1
54	LAGONDA LG 45 - 1937	OS8	M. BUGLER	176.5	4	172.9	6	172.1	1	171.5	5	171.3	2	172,9
19	RILEY TT Sprite - 1935	OS6	T. CHANOINE	171.8	2	166.8	3	166.0	5	160.9	6	160.0	4	165,1
23	ASTON MARTIN 2 Litres Speed - 1937	OS7	P. CHASE-GARDENER	168.6	6	167.1	7	162.8	3	161.9	5	160.2	4	164,1
44	ASTON MARTIN ULSTER - 1935	OS6	A. LINDEMANN	167.6	4	161.6	6	153.0	2	150.3	5	149.7	3	156,4
6	BMW 328 - 1937	OS7	M. GROSS	167.3	2	162.8	3	159.3	4	155.4	5	152.2	6	159,4
1	BENTLEY 4,5l Le Mans - 1926	OS4	P. BEHR	160.0	2	155.0	4	152.6	6	152.0	5	150.9	3	154,1
37	DELAGE D6-70 SPECIAL - 1936	OS7	P. BESSADE	159.3	3	157.4	2	149.9	1					155,5
51	BENTLEY 4,5l Tourer - 1928	OS4	N. BATCHELOR	159.0	2	155.6	3	147.6	1	139.0	6	137.4	5	147,7
36	BMW 328 - 1938	OS7	B. RIVETT	158.8	1	154.3	2	153.7	3	149.9	4	144.5	6	152,2
31	TALBOT AV 105 Alpine - 1931	OS7	N. PELLETT	158.3	6	153.2	5	152.0	3	150.7	4	141.2	2	151,1
22	MG Magnette K3 - 1934	OS5	D. MORRIS	157.2	1	156.3	5	154.1	3	151.5	4	144.5	6	152,7
72	BUGATTI 35 B - 1928	OS3	R. SPENCER	154.5	2	136.1	1							145,3
53	ASTON MARTIN ULSTER - 1935	OS6	E. BRADLEY	154.5	6	152.0	2	152.0	4	144.7	3	140.6	1	148,8
32	BENTLEY 3 Litres Speed Model - 1925	OS3	J. TURNER	153.5	5	152.4	6	144.7	4	133.6	2	130.1	1	142,9
55	BENTLEY 4,5l Tourer - 1929	OS4	P. CARTER	153.0	1	148.2	6	147.4	5	147.3	4	141.3	3	147,4
47	BENTLEY 4,5l Blower - 1929	OS4	J. ERNST	151.3	4	149.5	6	146.3	5	144.9	3	140.3	1	146,5
30	BUGATTI 35 - 1925	OS3	A. GRAIGNIC	150.1	2	146.7	3	140.4	5	139.7	6	135.6	1	142,5
38	LAGONDA Rapier - 1936	OS7	H. OSTMANN	149.7	3	121.5	2	109.0	1					126,7
45	TALBOT AV 105 Alpine - 1934	OS8	W. SCHAEFER	149.5	7	149.3	3	149.3	6	148.7	4	144.3	2	148,2
14	RILEY 9 h.p. Brooklands Speed Model - 1928	OS1	R. EMMERLING	148.7	5	147.3	4	145.1	3	143.6	6	142.1	2	145,4
39	MORGAN 4/4 TT Replica - 1937	OS5	A. VAN DER KROFT	147.6	6	147.1	4	144.3	3	142.5	2	142.1	5	144,7
25	BMW 328 - 1938	OS7	RICCI	146.9	6	144.3	5	138.1	4	132.0	2	129.5	3	138,2
49	BENTLEY 4,5l Tourer - 1928	OS4	L. ROLNER	140.6	5	140.4	6	139.5	4	135.7	2	133.4	3	137,9
34	ALVIS Speed Twenty SB - 1934	OS7	R. WADMAN	134.4	5	133.2	4	130.1	3	112.2	1	104.2	2	122,8
26	MG PA - 1934	OS5	P. GRUAU	134.4	2	116.1	3	115.5	6	114.1	5	112.9	1	118,6
10	RILEY Brooklands - 1930	OS5	J. POTTER	134.4	6	134.2	5	133.4	4	125.3	2	124.7	3	130,4
18	ASTON MARTIN LM 2/4 - 1930	OS6	P. KAPPELER	130.2	4	127.0	5	124.9	3	115.7	2			124,5
9	RALLY NCP - 1934	OS6	J. HUYGHEB DESPONTES	129.9	3									129,9
60	MORGAN 42464 - 1937	OS5	S. KING	124.6	3	124.4	2	119.8	1	117.4	6	116.4	5	120,5
21	ALFA ROMEO 6C 2500 SS - 1938	OS7	P. MELLINGER	124.3	4	122.8	5	121.3	3	113.5	2	106.3	1	117,6
67	MORGAN 42464 - 1937	OS5	L. SEBBA	119.1	4	115.1	3	109.2	5	108.3	2	99.0	1	110,1
17	PEUGEOT 402 Darlmat - 1938	OS7	J. BUSSOLINI	118.2	4	117.6	2	108.0	1	104.8	5	103.7	3	110,5
33	CITROËN C4 Roadster - 1932	OS6	P. WYBROW	116.1	4	115.0	3	104.0	1	92.7	5			107,0
65	SINGER Savoye Special - 1935	OS5	R. AGA KHAN	111.9	3	109.9	5	104.5	2	102.5	4	92.0	1	104,2
8	MG MIDGET PA - 1935	OS5	P. JULIEN	111.0	4	106.1	5	105.9	2	100.2	3	79.5	1	100,5
62	RILEY TT Sprite - 1935	OS7	T. CHANOINE	98.6	1									98,6
35	LAGONDA V12 LE MANS - 1939	OS8	R. LEWIS											
5	BMW 328 - 1938	OS7	PETER											
66	MG PA - 1934	OS5												
59	BMW 328 - 1939	OS7	P. GRANT											
41	BUGATTI 35 B - 1928	OS3												
58	BUGATTI 44 - 1929	OS3												
2	TALBOT LAGO Ex Monoplace d'Alcool - 1939	OS8	C. TRABER											
4	TALBOT 105 - 1934	OS7	M. HINDERER											
11	BUGATTI T 43 GS - 1928	OS3	L. SLIJPEN											
20	SINGER Le Mans speed special - 1936	OS6	A. SCHRAUWEN											
12	BENTLEY 3 Litres - 1926	OS4	H. SARAZIN											
46	TALBOT 105 BGH 21 - 1934	OS8	J. BRONSON											



8-9-10 | 20
JUILLET | 16



PLATEAU 1 - GRID 1
LE MANS CLASSIC 2016
RACE 1

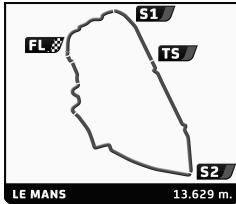
Best Top Speeds

Nr	Car	Class	Top Speed Driver	Top 1		Top 2		Top 3		Top 4		Top 5		Avg
				Kph	Lap	Kph	Lap	Kph	Lap	Kph	Lap	Kph	Lap	
57	BENTLEY 4,5l Blower - 1929	OS4	M. OVERINGTON											
7	BMW 328 - 1939	OS7												
43	ALFA ROMEO 8C 2300 - 1932	OS7												
64	BMW 328 - 1937	OS7												
61	ALFA ROMEO 8C Monza - 1932	OS7	H. BAUDON											
29	RILEY TT Sprite - 1934	OS6												
56	LAGONDA LG 45 - 1936	OS8												
27	BUGATTI 51 - 1932	OS7												
70	INVICTA S Type - 1931	OS8												
48	TALBOT 90 - 1930	OS3												
15	BMW 328 - 1939	OS7												
68	TALBOT 105 - 1933	OS8												
24	MERCEDES-BENZ SSK - 1929	OS4												





8-9-10 | 20
JUILLET | 16



PLATEAU 1 - GRID 1
LE MANS CLASSIC 2016
RACE 1

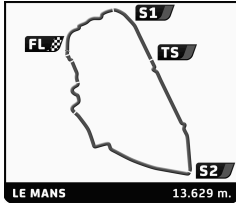
Fastest Lap Sequence

Practice Time	Drivers	Car	Class	Time	Kph	Lap
11:46.341	2 C. TRABER / S. TRENERY	TALBOT LAOO Et Monoplace discolles - 1939	OS8	5:50.687	139.9	2
17:36.679	2 C. TRABER / S. TRENERY	TALBOT LAOO Et Monoplace discolles - 1939	OS8	5:50.338	140.0	3





8-9-10 | 20
JUILLET | 16



PLATEAU 1 - GRID 1
LE MANS CLASSIC 2016
RACE 1

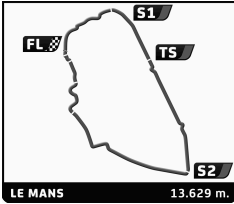
Analysis by lap

Lapped

Table with columns: Nr, Lap Time, Gap for Laps 1 through 7. Each lap section contains driver numbers and their respective lap times and gaps.



8-9-10 | 20 JUILLET | 16



PLATEAU 1 - GRID 1 LE MANS CLASSIC 2016 RACE 1

Analysis by lap

Lapped

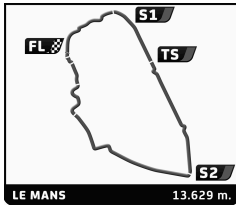
Nr	Lap Time	Gap	Nr	Lap Time	Gap	Nr	Lap Time	Gap	Nr	Lap Time	Gap	Nr	Lap Time	Gap
18	7:55.148	2 Laps												
36	7:13.944	1 Lap												
19	6:50.153	1 Lap												
22	7:02.133	1 Lap												
59	7:00.978	1 Lap												
21	7:47.218	2 Laps												
39	7:01.784	1 Lap												
30	6:57.848	1 Lap												
61	6:59.286	1 Lap												
31	6:52.551	1 Lap												
17	8:22.242	2 Laps												
1	7:08.178	1 Lap												
34	8:01.984	2 Laps												
67	8:21.972	2 Laps												
62	8:06.172	2 Laps												
46	6:03.400	2:03.051												
55	7:07.764	1 Lap												
14	7:07.239	1 Lap												
24	7:33.228	1 Lap												
51	7:24.002	1 Lap												
65	8:34.344	2 Laps												
20	7:22.807	1 Lap												
42	6:24.142	3:19.350												
10	7:17.816	1 Lap												
15	6:12.234	3:32.782												
11	7:25.583	1 Lap												
40	6:16.099	3:36.179												
54	6:28.938	3:43.619												
47	7:18.805	1 Lap												
12	7:19.723	1 Lap												
53	7:24.206	1 Lap												
32	7:27.642	1 Lap												
49	7:26.015	1 Lap												
16	6:31.683	4:55.952												
70	6:33.900	5:00.551												
44	7:02.427	1 Lap												
23	6:39.635	5:21.265												
60	7:58.584	1 Lap												
27	6:42.937	5:27.866												
9	7:34.177	1 Lap												
33	9:24.238	2 Laps												
5	6:54.228	6:06.554												
57	6:39.025	6:20.289												
45	6:41.442	6:25.315												
8	9:24.675	2 Laps												
25	7:20.465	1 Lap												
48	8:42.338	1 Lap												
26	8:19.886	1 Lap												

RICHARD MILLE





8-9-10 | 20
JUILLET | 16



PLATEAU 1 - GRID 1
LE MANS CLASSIC 2016
RACE 1

Sector Analysis

Personal Best Session Best B Crossing the finish line in pit lane

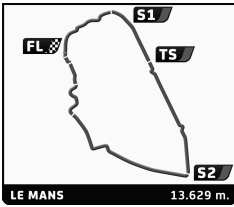
Table with columns: Lap, D, Time, Sector 1, Sector 2, Sector 3, T. Spd, Elapsed. Contains race results for 16 different classes and drivers, including categories like Bentley 4.5l Le Mans - 1926, Talbot Lago, and Bentley 3 Litres - 1926.

RICHARD MILLE





8-9-10 | 20
JUILLET | 16



PLATEAU 1 - GRID 1
LE MANS CLASSIC 2016
RACE 1

Sector Analysis

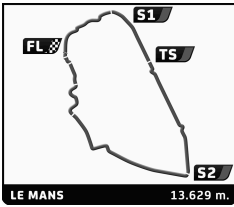
Personal Best Session Best B Crossing the finish line in pit lane

Table with columns: Lap, D, Time, Sector 1, Sector 2, Sector 3, T. Spd, Elapsed. Contains race results for various cars and drivers, including Peugeot 402, Aston Martin LM 2/4, Riley TT Sprite, Singer Le Mans speed special, Alfa Romeo cc 2500 SS, and MG Magnette K3.





8-9-10 | 20
JUILLET | 16



PLATEAU 1 - GRID 1
LE MANS CLASSIC 2016
RACE 1

Sector Analysis

Personal Best Session Best B Crossing the finish line in pit lane

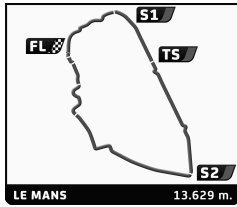
Table with columns: Lap, D, Time, Sector 1, Sector 2, Sector 3, T. Spd, Elapsed. Contains race data for drivers 31-45, including names, car models, and performance metrics.

RICHARD MILLE





8-9-10 | 20
JUILLET | 16



PLATEAU 1 - GRID 1
LE MANS CLASSIC 2016
RACE 1

Sector Analysis

Personal Best Session Best B Crossing the finish line in pit lane

Table with 14 columns: Lap, D, Time, Sector 1, Sector 2, Sector 3, T. Spd, Elapsed. It shows race data for two drivers, with some cells highlighted in green to indicate personal or session bests.

Driver 46: TALBOT 105 BGH 21 - 1934. Driver: 1. Julian BRONSON, 2. Gareth BURNETT. OS8. Table with 7 columns: Lap, D, Time, Sector 1, Sector 2, Sector 3, Elapsed.

Driver 54: LAGONDA LG 45 - 1937. Driver: 1. Martin BUGLER. OS8. Table with 7 columns: Lap, D, Time, Sector 1, Sector 2, Sector 3, Elapsed.

Driver 47: BENTLEY 4, 5l Blower - 1929. Driver: 1. Jurgen ERNST. OS4. Table with 7 columns: Lap, D, Time, Sector 1, Sector 2, Sector 3, Elapsed.

Driver 55: BENTLEY 4, 5l Tourer - 1929. Driver: 1. Paul CARTER, 2. Nick SWIFT. OS4. Table with 7 columns: Lap, D, Time, Sector 1, Sector 2, Sector 3, Elapsed.

Driver 48: TALBOT 90 - 1930. Driver: 1. Philip Nigel WILLS, 2. John POLSON. OS3. Table with 7 columns: Lap, D, Time, Sector 1, Sector 2, Sector 3, Elapsed.

Driver 57: BENTLEY 4, 5l Blower - 1929. Driver: 1. Martin OVERINGTON, 2. William GREEN. OS4. Table with 7 columns: Lap, D, Time, Sector 1, Sector 2, Sector 3, Elapsed.

Driver 49: BENTLEY 4, 5l Tourer - 1928. Driver: 1. Lars ROLNER. OS4. Table with 7 columns: Lap, D, Time, Sector 1, Sector 2, Sector 3, Elapsed.

Driver 59: BMW 328 - 1939. Driver: 1. Paul GRANT, 2. Erik STAES. OS7. Table with 7 columns: Lap, D, Time, Sector 1, Sector 2, Sector 3, Elapsed.

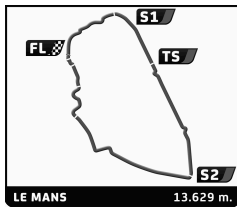
Driver 51: BENTLEY 4, 5l Tourer - 1928. Driver: 1. Nigel BATCHELOR, 2. Katarina KYVALOVA. OS4. Table with 7 columns: Lap, D, Time, Sector 1, Sector 2, Sector 3, Elapsed.

Driver 60: MORGAN 42464 - 1937. Driver: 1. Simon KING, 2. Philip ST CLAIR TISDALL. OSS. Table with 7 columns: Lap, D, Time, Sector 1, Sector 2, Sector 3, Elapsed.

Driver 53: ASTON MARTIN ULSTER - 1935. Driver: 1. Edward BRADLEY. OS6. Table with 7 columns: Lap, D, Time, Sector 1, Sector 2, Sector 3, Elapsed.



8-9-10 | 20 JUILLET | 16



PLATEAU 1 - GRID 1 LE MANS CLASSIC 2016 RACE 1

Sector Analysis

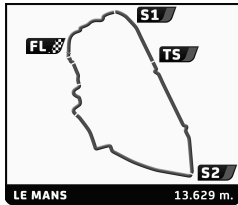
■ Personal Best
 ■ Session Best
 ■ B Crossing the finish line in pit lane

Lap	D	Time	Sector 1	Sector 2	Sector 3	T. Spd	Elapsed	Lap	D	Time	Sector 1	Sector 2	Sector 3	T. Spd	Elapsed
ALFA ROMEO 8C Monza - 1932															
61	1. Hugues BAUDON OS7														
1	1	7:19.302	1:24.825	2:42.168	3:12.309		7:19.302								
2	1	7:13.764 B	1:06.172	2:44.394	3:23.198		14:33.066								
3	1	8:42.994	2:41.742	2:37.250	3:24.002		23:16.060								
4	1	6:54.378	1:08.702	2:35.454	3:10.222		30:10.438								
5	1	7:00.691	1:07.186	2:38.685	3:14.820		37:11.129								
6	1	6:59.286	1:08.375	2:38.476	3:12.435		44:10.415								
RILEY TT Sprite - 1935															
62	1. Thierry CHANOINE OS7 2. Marc André SCHYRR 3. Michel PLAISANT														
1	1	9:28.920	2:11.310	3:22.214	3:55.396	98.6	9:28.920								
2	1	8:41.810	1:20.869	3:22.843	3:58.098		18:10.730								
3	1	8:52.611 B	1:22.111	3:18.533	4:11.967		27:03.341								
4	1	9:51.579	2:58.038	3:11.186	3:42.355		36:54.920								
5	1	8:06.172	1:14.965	3:10.537	3:40.670		45:01.092								
SINGER Savoye Special - 1935															
65	1. Rahim AGA KHAN OS5 2. Andrew PRILL 3. Richard CLARK														
1	1	9:31.349	2:00.873	3:29.708	4:00.768	92.0	9:31.349								
2	1	8:52.367 B	1:20.414	3:24.522	4:07.431	104.5	18:23.716								
3	1	10:22.878	3:03.447	3:21.144	3:58.287	111.9	28:46.594								
4	1	8:46.449	1:20.353	3:21.619	4:04.477	102.5	37:33.043								
5	1	8:34.344	1:19.560	3:18.432	3:56.352	109.9	46:07.387								
MORGAN 42464 - 1937															
67	1. Leigh SEBBA OS5 2. Peter COLE														
1	1	9:13.696	1:59.167	3:23.313	3:51.216	99.0	9:13.696								
2	1	8:46.396 B	1:17.903	3:23.544	4:04.949	108.3	18:00.092								
3	1	10:04.230	2:42.249	3:21.590	4:00.391	115.1	28:04.322								
4	1	8:33.201	1:21.869	3:16.351	3:54.981	119.1	36:37.523								
5	1	8:21.972	1:17.811	3:14.931	3:49.230	109.2	44:59.495								
INVICTA S Type - 1931															
70	1. Trevor SWETE OS8														
1	1	6:40.764	1:07.144	2:28.243	3:05.377	156.3	6:40.764								
2	1	6:37.941	1:02.060	2:30.162	3:05.719	154.3	13:18.705								
3	1	6:47.014 B	1:02.848	2:33.662	3:10.504	156.8	20:05.719								
4	1	8:07.332	2:28.429	2:34.088	3:04.815	164.5	28:13.051								
5	1	6:40.027	1:04.019	2:33.327	3:02.681	158.8	34:53.078								
6	1	6:34.085	1:01.577	2:31.043	3:01.465	169.1	41:27.163								
7	1	6:33.900	1:01.338	2:30.492	3:02.070	177.4	48:01.063								
BUGATTI 35 B - 1928															
72	1. Robert SPENCER OS3														
1	1	9:10.944	1:10.936	4:58.134	3:01.874	136.1	9:10.944								
2	1	6:35.605	1:00.860	2:35.997	2:58.748	154.5	15:46.549								





8-9-10 | 20 JUILLET | 16



PLATEAU 1 - GRID 1 LE MANS CLASSIC 2016 RACE 2 (43')

Starting Grid

Rahim AGA KHAN	66	- 32 -	58		Julien DUBRULLE	
Martin HALUSA	43	- 31 -	29		Vincent ALLARDET	
Raphaël RONDONI	7	- 30 -	68		Peter NEUMARK	
Nicolas BERT	64	- 29 -	56		Richard REAY SMITH	
Claude SOUBISE	41	- 28 -	4		Michael HINDERER	
Pierre JULIEN	9:23.964	8	- 27 -	33	9:20.446	Paul WYBROW
Rahim AGA KHAN	8:34.344	65	- 26 -	17	8:22.242	Jean Marc BUSSOLINI
Leigh SEBBA	8:21.972	67	- 25 -	26	8:15.144	Patrick GRUAU
Thierry CHANOINE	8:06.172	62	- 24 -	34	8:01.984	Richard WADMAN
Peter KAPPELER	7:55.148	18	- 23 -	21	7:47.218	Pierre MELLINGER
Jean-Marc HUYGHUES DESPOINTES	7:33.810	9	- 22 -	60	7:29.480	Simon KING
Philip Nigel WILLS	7:29.292	48	- 21 -	32	7:27.642	Jonathan TURNER
Lars ROLNER	7:26.015	49	- 20 -	53	7:24.206	Edward BRADLEY
Lucas SLIJPEN	7:22.629	11	- 19 -	20	7:21.199	Anthony SCHRAUWEN
RICCI	7:20.465	25	- 18 -	12	7:19.723	Hervé SARAZIN
Jurgen ERNST	7:18.805	47	- 17 -	10	7:17.816	James POTTER
Pascal BEHR	7:08.178	1	- 16 -	55	7:07.764	Paul CARTER
Nigel BATCHELOR	7:07.439	51	- 15 -	14	7:07.239	Ralf EMMERLING
Heiko OSTMANN	7:03.651	38	- 14 -	59	7:00.978	Paul GRANT
Adrien VAN DER KROFT	7:00.390	39	- 13 -	44	6:59.832	Adam LINDEMANN
Jean Claude CASTELEIN	6:57.413	24	- 12 -	22	6:56.889	David MORRIS
Hugues BAUDON	6:54.378	61	- 11 -	30	6:54.314	Arnaud GRAIGNIC
Nick PELLETT	6:52.551	31	- 10 -	19	6:50.153	Thierry CHANOINE
Paul-Emile BESSADE	6:49.626	37	- 9 -	36	6:43.459	Brian RIVETT
Mitchell GROSS	6:40.888	6	- 8 -	45	6:39.771	Wilfried SCHAEFFER
Martin OVERINGTON	6:39.025	57	- 7 -	35	6:36.972	Robert LEWIS
François COINTREAU	6:36.649	27	- 6 -	72	6:35.605	Robert SPENCER
Trevor SWETE	6:33.900	70	- 5 -	23	6:33.172	Paul CHASE-GARDENER
Heinz STAMM	6:31.683	16	- 4 -	5	6:26.920	PETER
Martin BUGLER	6:25.064	54	- 3 -	42	6:21.174	Jean-Jacques BALLY
Christopher BALL	6:14.107	40	- 2 -	15	6:12.234	Albert OTTEN
Julian BRONSON	6:03.400	46	- 1 -	2	5:50.338	Christian TRABER

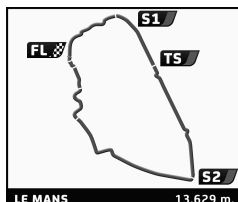
Pole

Stewards:

Timekeeper:



8 - 9 - 10 | 20 JUILLET | 16



LE MANS CLASSIC 2016

PLATEAU 1 - GRID 1

RACE 2 (43')

Final Classification

Drivers	Vehicle	Laps	Total Time	Penalty	Gap	Kph	Lap	Time	Kph
1 2 Christian TRABER/Spencer TRENER	TALBOT LAGO Et Monoplace Absalon - 1939	7	45:50.649	00:45		- 124.9	3	6:10.714	132.4
2 46 Julian BRONSON/Gareth BURNETT	TALBOT 105 BGH 21 - 1934	7	46:10.603		+19.954	124.0	6	6:19.244	129.4
3 54 Martin BUGLER	LAGONDA LG 45 - 1937	7	48:30.188		+2:39.539	118.0	7	6:38.025	123.3
4 40 Christopher BALL/Nick BALL	INVICTA S Type - 1931	7	48:31.059		+2:40.410	118.0	7	6:25.550	127.3
5 42 Jean-Jacques BALLY/Bertrand LESEUR	BMW 328 - 1938	7	49:10.607		+3:19.958	116.4	6	6:42.613	121.9
6 70 Trevor SWETE	INVICTA S Type - 1931	7	49:17.816		+3:27.167	116.1	6	6:42.721	121.8
7 45 Wilfried SCHAEFER/Florian BRANDT	TALBOT AV 105 Alpine - 1934	7	49:27.126		+3:36.477	115.8	6	6:45.956	120.9
8 72 Robert SPENCER	BUGATTI 35 B - 1928	7	50:33.797		+4:43.148	113.2	7	6:25.996	127.1
9 57 Martin OVERINGTON/William GREEN	BENTLEY 4,5l Blower - 1929	7	50:33.912		+4:43.263	113.2	7	6:52.212	119.0
10 16 Heinz STAMM/Peter DUBSKY	ASTON MARTIN 2 Litres Speed - 1937	7	50:35.167		+4:44.518	113.2	2	6:43.377	121.6
11 19 Thierry CHANOINE	RILEY TT Sprite - 1935	7	51:46.575		+5:56.108	110.5	6	6:55.305	118.1
12 39 Adrien VAN DER KROFT/Richard PLANT	MORGAN 4/4 TT Replica - 1937	6	45:08.151			108.7	5	7:03.553	115.8
13 36 Brian RIVETT/Andrew MITCHELL	BMW 328 - 1938	6	45:14.242			108.5	2	7:01.128	116.5
14 59 Paul GRANT/Erik STAES	BMW 328 - 1939	6	45:16.644			108.4	2	7:02.023	116.3
15 37 Paul-Emile BESSADE	DELAGE D6-70 SPECIAL - 1936	6	45:48.897			107.1	2	7:14.910	112.8
16 61 Hugues BAUDON	ALFA ROMEO 8C Monza - 1932	6	45:49.378			107.1	6	7:05.719	115.3
17 22 David MORRIS/Paddins DOWLING/Stephen CURTIS	MG Magnette K3 - 1934	6	45:59.675			106.7	6	7:11.644	113.7
18 20 Anthony SCHRAUWEN/Michel VERLIEFDEN	SINGER Le Mans speed special - 1936	6	46:27.847			105.6	6	7:22.211	111.0
19 14 Ralf EMMERLING	RILEY 9 h.p. Brooklands Speed Model - 1928	6	46:28.536			105.6	6	7:21.936	111.0
20 55 Paul CARTER/Nick SWIFT	BENTLEY 4,5l Tourer - 1929	6	46:42.496			105.0	2	7:24.896	110.3
21 1 Pascal BEHR	BENTLEY 4,5l Le Mans - 1926	6	47:04.005			104.2	6	7:31.861	108.6
22 51 Nigel BATCHELOR/Katarina KYVALOVA	BENTLEY 4,5l Tourer - 1928	6	47:24.101			103.5	2	7:22.383	110.9
23 15 Albert OTTEN/Diethelm HORBACH	BMW 328 - 1939	6	47:49.976	1 Laps		102.6	7	6:21.831	128.5
24 43 Martin HALUSA/Alexander AMES/Nicola Van DOENHOFF/Lukas HALUSA	ALFA ROMEO 8C 2300 - 1932	6	47:50.975	1 Laps		102.5	4	6:26.496	126.9
25 49 Lars ROLNER	BENTLEY 4,5l Tourer - 1928	6	47:57.943			102.3	6	7:35.620	107.7
26 32 Jonathan TURNER/William MEDCALF	BENTLEY 3 Litres Speed Model - 1925	6	47:59.022			102.3	6	7:34.871	107.9
27 53 Edward BRADLEY	ASTON MARTIN ULSTER - 1935	6	48:34.807			101.0	6	7:38.292	107.1
28 12 Hervé SARAZIN	BENTLEY 3 Litres - 1926	6	48:53.321			100.4	6	7:42.558	106.1
29 9 Jean-Marc HUYGHUES DESPOINTE/Jean-Paul DETROYES	RALLY NCP - 1934	6	50:50.167			96.5	2	7:45.375	105.4
30 34 Richard WADMAN/James HULBERT	ALVIS Speed Twenty SB - 1934	6	51:52.770			94.6	5	8:11.779	99.8
31 31 Nick PELLETT	TALBOT AV 105 Alpine - 1931	6	54:49.862	03:00		89.5	5	7:33.608	108.2
32 44 Adam LINDEMANN/Robert BLAKEMORE	ASTON MARTIN ULSTER - 1935	6	57:00.000			86.1	2	7:25.087	110.2
33 21 Pierre MELLINGER/Tommaso GELMINI	ALFA ROMEO 6C 2500 SS - 1938	5	45:33.523			89.7	5	8:13.608	99.4
34 60 Simon KING/Philip ST CLAIR TISDALL	MORGAN 42464 - 1937	5	46:48.069			87.4			
35 65 Rahim AGA KHAN/Andrew PRILL/Richard CLARK	SINGER Savoye Special - 1935	5	47:30.316			86.1	5	8:57.382	91.3
36 47 Jurgen ERNST	BENTLEY 4,5l Blower - 1929	5	48:25.863	1 Laps		84.4	6	7:31.083	108.8
37 62 Thierry CHANOINE/Marc André SCHYRR/Michel PLAISANT	RILEY TT Sprite - 1935	5	48:53.576			83.6	5	8:43.159	93.8
38 58 Julien DUBRULLE/Guy DUBRULLE/Alain MARGUERITTE	BUGATTI 44 - 1929	5	49:13.557			83.1	5	9:03.197	90.3
39 33 Paul WYBROW/Gary WESTON/Martin DOHERTY	CITROEN C4 Roadster - 1932	5	49:30.698			82.6	5	9:15.584	88.3
40 11 Lucas SLIJPEN/Christophe VIGNAUD	BUGATTI T 43 GS - 1928	5	50:31.746			80.9	2	8:02.564	101.7
41 67 Leigh SEBBA/Peter COLE	MORGAN 42464 - 1937	5	50:33.812			80.9	5	9:28.892	86.2
42 18 Peter KAPPELER/Eduard SCHORNO	ASTON MARTIN LM 2/4 - 1930	5	57:00.000			71.7	4	8:05.130	101.1
43 27 François COINTREAU/Olivier du BOUCHERON/Patrice COUSSEAU/Guillaume LE METAYER	BUGATTI 51 - 1932	5	57:00.000			71.7	2	6:50.967	119.4
44 48 Philip Nigel WILLS/John POLSON	TALBOT 90 - 1930	5	57:00.000			71.7	2	7:38.298	107.1
45 6 Mitchell GROSS/Denis BIGIONI	BMW 328 - 1937	5	1:00:00.000	03:00		68.1	5	7:03.515	115.9
46 17 Jean Marc BUSSOLINI/Julien BUSSOLINI	PEUGEOT 402 Darfmat - 1938	4	57:00.000			57.4	2	8:11.903	99.7
47 10 James POTTER/Ian STANDING	RILEY Brooklands - 1930	3	57:00.000			43.0	2	7:24.209	110.5
48 26 Patrick GRAUJAN/Jean-Luc GAIGNARD	MG PA - 1934	3	57:00.000			43.0			
49 30 Arnaud GRAIGNIC/Philippe BRUNNER	BUGATTI 35 - 1925	2	57:00.000	1 Laps		28.7			
50 23 Paul CHASE-GARDENER/David ALLEN	ASTON MARTIN 2 Litres Speed - 1937	2	1:00:00.000	03:00		27.3			
51 8 Pierre JULIEN	MG MIDGET PA - 1935	1	57:00.000			14.3			
52 68 Peter NEUMARK/Andrew HALL	TALBOT 105 - 1933	1	57:00.000			14.3			
Not started									
4 Michael HINDERER/Peter HINDERER/Martin STRETTON	TALBOT 105 - 1934	0	57:00.000						
7 Raphaël RONDONI	BMW 328 - 1939	0	57:00.000						
24 Jean Claude CASTELEIN	MERCEDES-BENZ SSK - 1929	0	57:00.000						
25 RICCI/Frederic STOESSERT	BMW 328 - 1938	0	57:00.000						
29 Vincent ALLARDET	RILEY TT Sprite - 1934	0	57:00.000						
35 Robert LEWIS	LAGONDA V12 LE MANS - 1939	0	57:00.000						
38 Heiko OSTMANN/Horst SCHNEIDER	LAGONDA Rapier - 1936	0	57:00.000						
41 Claude SOUBISE/Robert SALMON	BUGATTI 35 B - 1928	0	57:00.000						
56 Richard REAY SMITH	LAGONDA LG 45 - 1936	0	57:00.000						
64 Nicolas BERT/Pierre ADYNS	BMW 328 - 1937	0	57:00.000						
66 Rahim AGA KHAN/Andrew PRILL/Richard CLARK/Adam TAIT	MG PA - 1934	0	57:00.000						
5 PETER/Patrick SIMON	BMW 328 - 1938	0	1:00:00.000	03:00					
Pole Position	C. TRABER					5:50.338			
Fastest Lap	Lap 3 Christian TRABER					6:10.714			132.4 Kph

RESULTS WITH APPLIED STEWARDS DECISIONS N. 1, 2, 7 AND 8.
CAR #2 PENALTY OF 45 SEC. DUE TO NOT RESPECT PIT TIME
CAR #15-30-43-47 PENALTY OF 1 LAP NO RESPECT PIT TIME WINDOW

Published at:	Track Status: DRY
Stewards:	Timekeeper:

RICHARD MILLE



Le Point

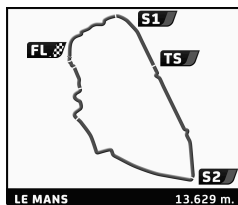


ARTCURIAL // Motorcars





8-9-10 | 20
JUILLET | 16



LE MANS CLASSIC 2016

PLATEAU 1 - GRID 1

RACE 2 (43')

Final Classification

Drivers	Vehicle	Laps	Total Time	Penalty	Gap	Kph	Lap	Time	Kph
1 2 Christian TRABER/Spencer TRENERY	TALBOT LAGO Et Monoplace Abakos - 1939	7	45:50.649	00:45	-	124.9	3	6:10.714	132.4
2 46 Julian BRONSON/Gareth BURNETT	TALBOT 105 BGH 21 - 1934	7	46:10.603		+19.954	124.0	6	6:19.244	129.4
3 54 Martin BUGLER	LAGONDA LG 45 - 1937	7	48:30.188		+2:39.539	118.0	7	6:38.025	123.3
4 40 Christopher BALL/Nick BALL	INVICTA S Type - 1931	7	48:31.059		+2:40.410	118.0	7	6:25.550	127.3
5 42 Jean-Jacques BALLY/Bertrand LESEUR	BMW 328 - 1938	7	49:10.607		+3:19.958	116.4	6	6:42.613	121.9
6 70 Trevor SWETE	INVICTA S Type - 1931	7	49:17.816		+3:27.167	116.1	6	6:42.721	121.8
7 45 Wilfried SCHAEFER/Florian BRANDT	TALBOT AV 105 Alpine - 1934	7	49:27.126		+3:36.477	115.8	6	6:45.956	120.9
8 72 Robert SPENCER	BUGATTI 35 B - 1928	7	50:33.797		+4:43.148	113.2	7	6:25.996	127.1
9 57 Martin OVERINGTON/William GREEN	BENTLEY 4,5l Blower - 1929	7	50:33.912		+4:43.263	113.2	7	6:52.212	119.0
10 16 Heinz STAMM/Peter DUBSKY	ASTON MARTIN 2 Litres Speed - 1937	7	50:35.167		+4:44.518	113.2	2	6:43.377	121.6
11 19 Thierry CHANOINE	RILEY TT Sprite - 1935	7	51:46.575		+5:56.108	110.5	6	6:55.305	118.1
12 39 Adrien VAN DER KROFT/Richard PLANT	MORGAN 4/4 TT Replica - 1937	6	45:08.151			108.7	5	7:03.553	115.8
13 36 Brian RIVETT/Andrew MITCHELL	BMW 328 - 1938	6	45:14.242			108.5	2	7:01.128	116.5
14 59 Paul GRANT/Erik STAES	BMW 328 - 1939	6	45:16.644			108.4	2	7:02.023	116.3
15 37 Paul-Emile BESSADE	DELAGE D6-70 SPECIAL - 1936	6	45:48.897			107.1	2	7:14.910	112.8
16 61 Hugues BAUDON	ALFA ROMEO 8C Monza - 1932	6	45:49.378			107.1	6	7:05.719	115.3
17 22 David MORRIS/Paddins DOWLING/Stephen CURTIS	MG Magnette K3 - 1934	6	45:59.675			106.7	6	7:11.644	113.7
18 20 Anthony SCHRAUWEN/Michel VERLIEFDEN	SINGER Le Mans speed special - 1936	6	46:27.847			105.6	6	7:22.211	111.0
19 14 Ralf EMMERLING	RILEY 9 h.p. Brooklands Speed Model - 1928	6	46:28.536			105.6	6	7:21.936	111.0
20 55 Paul CARTER/Nick SWIFT	BENTLEY 4,5l Tourer - 1929	6	46:42.496			105.0	2	7:24.896	110.3
21 1 Pascal BEHR	BENTLEY 4,5l Le Mans - 1926	6	47:04.005			104.2	6	7:31.861	108.6
22 51 Nigel BATCHELOR/Katarina KYVALOVA	BENTLEY 4,5l Tourer - 1928	6	47:24.101			103.5	2	7:22.383	110.9
23 15 Albert OTTEN/Diethelm HORBACH	BMW 328 - 1939	6	47:49.976	1 Laps		102.6	7	6:21.831	128.5
24 43 Martin HALUSA/Alexander AMES/Nicola Von DOENHOFF/Lukas HALUSA	ALFA ROMEO 8C 2300 - 1932	6	47:50.975	1 Laps		102.5	4	6:26.496	126.9
25 49 Lars ROLNER	BENTLEY 4,5l Tourer - 1928	6	47:57.943			102.3	6	7:35.620	107.7
26 32 Jonathan TURNER/William MEDCALF	BENTLEY 3 Litres Speed Model - 1925	6	47:59.022			102.3	6	7:34.871	107.9
27 53 Edward BRADLEY	ASTON MARTIN ULSTER - 1935	6	48:34.807			101.0	6	7:38.292	107.1
28 12 Hervé SARAZIN	BENTLEY 3 Litres - 1926	6	48:53.321			100.4	6	7:42.558	106.1
29 9 Jean-Marc HUYGHUES DESPOINTE/Jean-Paul DETROYES	RALLY NCP - 1934	6	50:50.167			96.5	2	7:45.375	105.4
30 34 Richard WADMAN/James HULBERT	ALVIS Speed Twenty SB - 1934	6	51:52.770			94.6	5	8:11.779	99.8
31 31 Nick PELLETT	TALBOT AV 105 Alpine - 1931	6	54:49.862	03:00		89.5	5	7:33.608	108.2
32 44 Adam LINDEMANN/Robert BLAKEMORE	ASTON MARTIN ULSTER - 1935	6	57:00.000			86.1	2	7:25.087	110.2
33 21 Pierre MELLINGER/Tommaso GELMINI	ALFA ROMEO 6C 2500 SS - 1938	5	45:33.523			89.7	5	8:13.608	99.4
34 60 Simon KING/Philip ST CLAIR TISDALL	MORGAN 42464 - 1937	5	46:48.069			87.4	2	8:02.564	101.7
35 65 Rahim AGA KHAN/Andrew PRILL/Richard CLARK	SINGER Savoye Special - 1935	5	47:30.316			86.1	5	8:57.382	91.3
36 47 Jurgen ERNST	BENTLEY 4,5l Blower - 1929	5	48:25.863	1 Laps		84.4	6	7:31.083	108.8
37 62 Thierry CHANOINE/Marc André SCHYRR/Michel PLAISANT	RILEY TT Sprite - 1935	5	48:53.576			83.6	5	8:43.159	93.8
38 58 Julien DUBRULLE/Guy DUBRULLE/Alain MARGUERITTE	BUGATTI 44 - 1929	5	49:13.557			83.1	5	9:03.197	90.3
39 33 Paul WYBROW/Gary WESTON/Martin DOHERTY	CITROËN C4 Roadster - 1932	5	49:30.698			82.6	5	9:15.584	88.3
40 11 Lucas SLIJPEN/Christophe VIGNAUD	BUGATTI T 43 GS - 1928	5	50:31.746			80.9	2	8:02.564	101.7
41 67 Leigh SEBBA/Peter COLE	MORGAN 42464 - 1937	5	50:33.812			80.9	5	9:28.892	86.2
42 18 Peter KAPPELER/Eduard SCHORNO	ASTON MARTIN LM 2/4 - 1930	5	57:00.000			71.7	4	8:05.130	101.1
43 27 François COINTREAU/Olivier du BOUCHERON/Patrice COUSSEAU/Guillaume LE METAYER	BUGATTI 51 - 1932	5	57:00.000			71.7	2	6:50.967	119.4
44 48 Philip Nigel WILLS/John POLSON	TALBOT 90 - 1930	5	57:00.000			71.7	2	7:38.298	107.1
45 6 Mitchell GROSS/Denis BIGIONI	BMW 328 - 1937	5	1:00:00.000	03:00		68.1	5	7:03.515	115.9
46 17 Jean Marc BUSSOLINI/Julien BUSSOLINI	PEUGEOT 402 Darfmat - 1938	4	57:00.000			57.4	2	8:11.903	99.7
47 10 James POTTER/Ian STANDING	RILEY Brooklands - 1930	3	57:00.000			43.0	2	7:24.209	110.5
48 26 Patrick GRUAU/Jean-Luc GAIGNARD	MG PA - 1934	3	57:00.000			43.0			
49 30 Arnaud GRAIGNIC/Philippe BRUNNER	BUGATTI 35 - 1925	2	57:00.000	1 Laps		5 Laps	28.7		
50 23 Paul CHASE-GARDENER/David ALLEN	ASTON MARTIN 2 Litres Speed - 1937	2	1:00:00.000	03:00		5 Laps	27.3		
51 8 Pierre JULIEN	MG MIDGET PA - 1935	1	57:00.000			6 Laps	14.3		
52 68 Peter NEUMARK/Andrew HALL	TALBOT 105 - 1933	1	57:00.000			6 Laps	14.3		
Not started									
4 Michael HINDERER/Peter HINDERER/Martin STRETTON	TALBOT 105 - 1934	0	57:00.000						
7 Raphaël RONDONI	BMW 328 - 1939	0	57:00.000						
24 Jean Claude CASTELEIN	MERCEDES-BENZ SSK - 1929	0	57:00.000						
25 RICCI/Frederic STOESSER	BMW 328 - 1938	0	57:00.000						
29 Vincent ALLARDET	RILEY TT Sprite - 1934	0	57:00.000						
35 Robert LEWIS	LAGONDA V12 LE MANS - 1939	0	57:00.000						
38 Heiko OSTMANN/Horst SCHNEIDER	LAGONDA Rapier - 1936	0	57:00.000						
41 Claude SOUBISE/Robert SALMON	BUGATTI 35 B - 1928	0	57:00.000						
56 Richard REAY SMITH	LAGONDA LG 45 - 1936	0	57:00.000						
64 Nicolas BERT/Pierre ADYNS	BMW 328 - 1937	0	57:00.000						
66 Rahim AGA KHAN/Andrew PRILL/Richard CLARK/Adam TAIT	MG PA - 1934	0	57:00.000						
5 PETER/Patrick SIMON	BMW 328 - 1938	0	1:00:00.000	03:00					

Pole Position	C. TRABER	5:50.338	
Fastest Lap	Lap 3 Christian TRABER	6:10.714	132.4 Kph

RESULTS WITH APPLIED STEWARDS DECISIONS N. 1, 2, 7 AND 8.
 CAR #2 PENALTY OF 45 SEC. DUE TO NOT RESPECT PIT TIME
 CAR #15-30-43-47 PENALTY OF 1 LAP NO RESPECT PIT TIME WINDOW

Published at:

Track Status: **DRY**

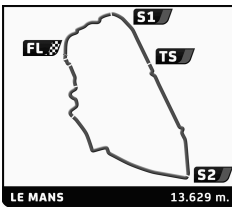
Stewards:	Timekeeper:
------------------	--------------------

RICHARD MILLE





8-9-10 | 20 JUILLET | 16



PLATEAU 1 - GRID 1 LE MANS CLASSIC 2016 RACE 2

Final Classification

Nr.	Drivers	Car	Cl	Time	Lap	Total	Gap	Kph
1	2 C. TRABER / S. TRENERY	TALBOT LAGO Ex Monoplace décalée - 1939	OS8	6:10.714	3	7	-	132.4
2	46 J. BRONSON / G. BURNETT	TALBOT 105 BGH 21 - 1934	OS8	6:19.244	6	7	+36.470	129.4
3	15 A. OTTEN / D. HORBACH	BMW 328 - 1939	OS7	6:21.831	7	6	+33.883	128.5
4	40 C. BALL / N. BALL	INVICTA S Type - 1931	OS8	6:25.550	7	7	+30.164	127.3
5	72 R. SPENCER	BUGATTI 35 B - 1928	OS3	6:25.996	7	7	+29.718	127.1
6	43 M. HALUSA / A. AMES / N. Von DOENHOFF / L. HALUSA	ALFA ROMEO 8C 2300 - 1932	OS7	6:26.496	4	6	+29.218	126.9
7	54 M. BUGLER	LAGONDA LG 45 - 1937	OS8	6:38.025	7	7	+17.689	123.3
8	42 J. BALLY / B. LESEUR	BMW 328 - 1938	OS7	6:42.613	6	7	+13.101	121.9
9	70 T. SWETE	INVICTA S Type - 1931	OS8	6:42.721	6	7	+12.993	121.8
10	16 H. STAMM / P. DUBSKY	ASTON MARTIN 2 Litres Speed - 1937	OS7	6:43.377	2	7	+12.337	121.6
11	45 W. SCHAEFER / F. BRANDT	TALBOT AV 105 Alpine - 1934	OS8	6:45.956	6	7	+9.758	120.9
12	27 F. COINTREAU / O. du BOUCHERON / P. COUSSEAU / G. LE METAYER	BUGATTI 51 - 1932	OS7	6:50.967	2	5	+4.747	119.4
13	57 M. OVERINGTON / W. GREEN	BENTLEY 4,5l Blower - 1929	OS4	6:52.212	7	7	+3.502	119.0
14	19 T. CHANOINE	RILEY TT Sprite - 1935	OS6	6:55.305	6	7	+0.409	118.1
15	36 B. RIVETT / A. MITCHELL	BMW 328 - 1938	OS7	7:01.128	2	6	+5.414	116.5
16	59 P. GRANT / E. STAES	BMW 328 - 1939	OS7	7:02.023	2	6	+6.309	116.3
17	6 M. GROSS / D. BIGIONI	BMW 328 - 1937	OS7	7:03.515	5	5	+3:07.801	115.9
18	39 A. VAN DER KROFT / R. PLANT	MORGAN 4/4 TT Replica - 1937	OS5	7:03.553	5	6	+7.839	115.8
19	61 H. BAUDON	ALFA ROMEO 8C Monza - 1932	OS7	7:05.719	6	6	+10.005	115.3
20	22 D. MORRIS / P. DOWLING / S. CURTIS	MG Magnette K3 - 1934	OS5	7:11.644	6	6	+15.930	113.7
21	37 P. BESSADE	DELAGE D6-70 SPECIAL - 1936	OS7	7:14.910	2	6	+19.196	112.8
22	14 R. EMMERLING	RILEY 9 h.p. Brooklands Speed Model - 1928	OS1	7:21.936	6	6	+26.222	111.0
23	20 A. SCHRAUJEN / M. VERLIEFDEN	SINGER Le Mans speed special - 1936	OS6	7:22.211	6	6	+26.497	111.0
24	51 N. BATCHELOR / K. KYVALOVA	BENTLEY 4,5l Tourer - 1928	OS4	7:22.383	2	6	+26.669	110.9
25	10 J. POTTER / I. STANDING	RILEY Brooklands - 1930	OS5	7:24.209	2	3	+28.495	110.5
26	55 P. CARTER / N. SWIFT	BENTLEY 4,5l Tourer - 1929	OS4	7:24.896	2	6	+29.182	110.3
27	44 A. LINDEMANN / R. BLAKEMORE	ASTON MARTIN ULSTER - 1935	OS6	7:25.087	2	6	+29.373	110.2
28	47 J. ERNST	BENTLEY 4,5l Blower - 1929	OS4	7:31.083	6	5	+35.369	108.8
29	1 P. BEHR	BENTLEY 4,5l Le Mans - 1926	OS4	7:31.861	6	6	+36.147	108.6
30	31 N. PELLETT	TALBOT AV 105 Alpine - 1931	OS7	7:33.608	5	6	+3:37.894	108.2
31	32 J. TURNER / W. MEDCALF	BENTLEY 3 Litres Speed Model - 1925	OS3	7:34.871	6	6	+39.157	107.9
32	49 L. ROLNER	BENTLEY 4,5l Tourer - 1928	OS4	7:35.620	6	6	+39.906	107.7
33	53 E. BRADLEY	ASTON MARTIN ULSTER - 1935	OS6	7:38.292	6	6	+42.578	107.1
34	48 P. WILLS / J. POLSON	TALBOT 90 - 1930	OS3	7:38.298	2	5	+42.584	107.1
35	12 H. SARAZIN	BENTLEY 3 Litres - 1926	OS4	7:42.558	6	6	+46.844	106.1
36	9 J. HUYGHUES DESPOINTES / J. DETROYES	RALLY NCP - 1934	OS6	7:45.375	2	6	+49.661	105.4
37	11 L. SLIPEN / C. VIGNAUD	BUGATTI T 43 GS - 1928	OS3	8:02.564	2	5	+1:06.850	101.7
38	18 P. KAPPELER / E. SCHORNO	ASTON MARTIN LM 2/4 - 1930	OS6	8:05.130	4	5	+1:09.416	101.1
39	34 R. WADMAN / J. HULBERT	ALVIS Speed Twenty SB - 1934	OS7	8:11.779	5	6	+1:16.065	99.8
40	17 J. BUSSOLINI / J. BUSSOLINI	PEUGEOT 402 Darlmat - 1938	OS7	8:11.903	2	4	+1:16.189	99.7
41	21 P. MELLINGER / T. GELMINI	ALFA ROMEO 6C 2500 SS - 1938	OS7	8:13.608	5	5	+1:17.894	99.4
42	62 T. CHANOINE / M. SCHYRR / M. PLAISANT	RILEY TT Sprite - 1935	OS7	8:43.159	5	5	+1:47.445	93.8
43	65 R. AGA KHAN / A. PRILL / R. CLARK	SINGER Savoye Special - 1935	OS5	8:57.382	5	5	+2:01.668	91.3
44	58 J. DUBRULLE / G. DUBRULLE / A. MARGUERITTE	BUGATTI 44 - 1929	OS3	9:03.197	5	5	+2:07.483	90.3
45	33 P. WYBROW / G. WESTON / M. DOHERTY	CITROËN C4 Roadster - 1932	OS6	9:15.584	5	5	+2:19.870	88.3
46	67 L. SEBBA / P. COLE	MORGAN 42464 - 1937	OS5	9:28.892	5	5	+2:33.178	86.2

Fastest Lap	Lap 3	Christian TRABER	6:10.714	132.4 Kph
-------------	-------	------------------	-----------------	-----------

Published at:

Track Status:

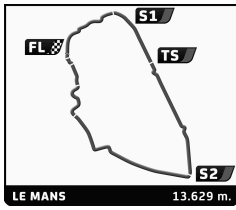
DRY

Stewards:

Timekeeper:



8-9-10 | 20 JUILLET | 16



PLATEAU 1 - GRID 1 LE MANS CLASSIC 2016 RACE 2

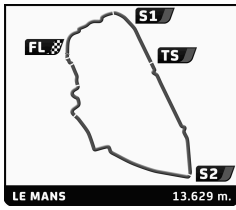
Lap Chart

		LAP									
Nr	Pos	Grid	1	2	3	4	5	6	7	8	9
2	1	2	2	2	2	2	2	2	2	2	2
46	2	46	46	46	46	43	46	46	46	46	46
15	3	15	15	54	54	46	43	43	15		
40	4	40	54	15	43	15	15	15	43		
42	5	42	42	42	42	54	54	54	54		
54	6	54	40	16	16	42	40	40	40		
5	7	5	23	40	40	40	42	42	42		
16	8	16	16	70	70	70	70	70	70		
23	9	23	70	45	45	45	45	45	45		
70	10	70	45	43	27	16	16	16	72		
72	11	72	36	27	57	57	57	57	57		
27	12	27	57	57	36	36	72	72	16		
35	13	35	27	36	15	19	19	19	19		
57	14	57	19	59	59	59	6	39			
45	15	45	30	19	19	6	36	36			
6	16	6	43	6	6	39	39	59			
36	17	36	59	30	39	37	59	37			
37	18	37	6	39	37	72	37	61			
19	19	19	39	37	22	22	61	22			
31	20	31	37	22	51	44	22	20			
30	21	30	22	51	55	55	44	14			
61	22	61	44	44	44	61	55	55			
22	23	22	51	55	61	47	20	44			
24	24	24	55	61	20	51	14	1			
44	25	44	14	14	14	14	1	51			
39	26	39	1	10	1	20	51	49			
59	27	59	20	20	47	1	49	32			
38	28	38	61	1	48	49	32	47			
14	29	14	10	49	32	32	47	53			
51	30	51	31	31	31	53	53	12			
55	31	55	49	48	53	12	12	9			
1	32	1	72	47	9	48	27	31			
10	33	10	48	32	11	9	9	34			
47	34	47	11	53	12	27	34				
12	35	12	32	9	72	34	31				
25	36	25	47	12	49	18	18				
20	37	20	12	11	30	31	48				
11	38	11	9	17	10	60	21				
53	39	53	53	34	17	21	60				
49	40	49	34	26	34	65	65				
32	41	32	17	23	60	58	62				
48	42	48	60	60	18	62	58				
60	43	60	26	58	21	33	33				
9	44	9	18	72	26	67	11				
21	45	21	58	18	65	11	67				
18	46	18	65	65	58	17					
34	47	34	68	21	33						
62	48	62	21	33	67						
26	49	26	33	67	62						
67	50	67	67	62							
17	51	17	8								
65	52	65	62								
33	53	33									
8	54	8									
4	55	4									
41	56	41									
56	57	56									
64	58	64									
68	59	68									
7	60	7									





8-9-10 | 20
JUILLET | 16



PLATEAU 1 - GRID 1
LE MANS CLASSIC 2016
RACE 2

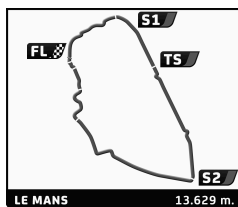
Lap Chart

29	61	29
43	62	43
58	63	58
66	64	66





8-9-10 | 20 JUILLET | 16



PLATEAU 1 - GRID 1 LE MANS CLASSIC 2016 RACE 2

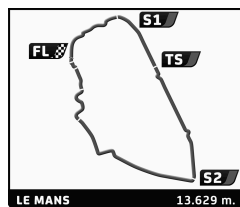
Best Sector Times

SECTOR 1			SECTOR 2		SECTOR 3						
Pos	Nr	Time	Nr	Time	Nr	Time	Pos	Nr	Ideal Lap	Best Lap	
1	46	56.845	2	2:18.243	46	2:52.531	1	2	6:09.396	6:10.714	(1)
2	2	58.530	46	2:23.382	2	2:52.623	2	46	6:12.758	6:19.244	(2)
3	72	58.624	15	2:24.817	43	2:53.300	3	43	6:21.204	6:26.496	(6)
4	43	59.158	72	2:27.534	15	2:55.797	4	15	6:21.831	6:21.831	(3)
5	40	59.594	43	2:28.746	40	2:56.295	5	72	6:22.696	6:25.996	(5)
6	45	1:00.721	40	2:29.473	72	2:56.538	6	40	6:25.362	6:25.550	(4)
7	15	1:01.217	54	2:30.135	54	3:02.030	7	54	6:34.553	6:38.025	(7)
8	54	1:02.388	42	2:31.199	70	3:02.190	8	70	6:37.203	6:42.721	(9)
9	70	1:02.644	70	2:32.369	42	3:04.678	9	42	6:39.464	6:42.613	(8)
10	6	1:03.218	16	2:33.326	45	3:04.865	10	16	6:42.214	6:43.377	(10)
11	57	1:03.579	6	2:34.313	16	3:05.120	11	45	6:44.540	6:45.956	(11)
12	42	1:03.587	23	2:34.356	27	3:08.703	12	27	6:47.833	6:50.967	(12)
13	16	1:03.768	57	2:34.510	57	3:10.362	13	57	6:48.451	6:52.212	(13)
14	23	1:03.957	27	2:34.680	23	3:11.120	14	23	6:49.433		
15	19	1:04.129	36	2:35.962	61	3:11.746	15	6	6:52.353	7:03.515	(17)
16	27	1:04.450	45	2:38.954	19	3:11.756	16	36	6:54.231	7:01.128	(15)
17	36	1:05.129	61	2:39.227	36	3:13.140	17	19	6:55.213	6:55.305	(14)
18	59	1:05.261	19	2:39.328	39	3:14.284	18	61	6:56.925	7:05.719	(19)
19	39	1:05.280	37	2:41.386	59	3:14.675	19	59	7:01.829	7:02.023	(16)
20	61	1:05.952	59	2:41.893	6	3:14.822	20	39	7:03.416	7:03.553	(18)
21	22	1:06.599	39	2:43.852	30	3:17.531	21	22	7:08.963	7:11.644	(20)
22	37	1:06.991	22	2:43.984	22	3:18.380	22	37	7:10.255	7:14.910	(21)
23	44	1:07.080	44	2:44.182	20	3:19.752	23	30	7:10.456		
24	55	1:07.290	68	2:44.709	14	3:20.822	24	44	7:12.281	7:25.087	(27)
25	10	1:07.518	30	2:45.137	44	3:21.019	25	14	7:17.246	7:21.936	(22)
26	30	1:07.788	1	2:45.191	37	3:21.878	26	51	7:17.370	7:22.383	(24)
27	51	1:07.807	51	2:46.263	10	3:23.185	27	55	7:17.467	7:24.896	(26)
28	14	1:07.823	55	2:46.379	51	3:23.300	28	20	7:19.456	7:22.211	(23)
29	20	1:07.836	47	2:46.774	55	3:23.798	29	10	7:22.274	7:24.209	(25)
30	31	1:08.656	14	2:48.601	49	3:25.304	30	1	7:23.613	7:31.861	(29)
31	1	1:09.450	10	2:51.571	32	3:25.592	31	47	7:28.035	7:31.083	(28)
32	49	1:10.071	11	2:51.651	1	3:28.972	32	31	7:32.954	7:33.608	(30)
33	48	1:10.169	20	2:51.868	53	3:29.287	33	49	7:33.089	7:35.620	(32)
34	11	1:10.353	31	2:52.857	48	3:29.480	34	32	7:33.455	7:34.871	(31)
35	12	1:10.912	32	2:55.968	9	3:29.909	35	48	7:37.077	7:38.298	(34)
36	9	1:11.161	53	2:56.341	47	3:29.987	36	53	7:38.018	7:38.292	(33)
37	47	1:11.274	48	2:57.428	31	3:31.441	37	9	7:40.256	7:45.375	(36)
38	21	1:11.879	49	2:57.714	12	3:31.642	38	12	7:40.462	7:42.558	(35)
39	32	1:11.895	12	2:57.908	18	3:36.706	39	11	7:40.766	8:02.564	(37)
40	53	1:12.390	9	2:59.186	11	3:38.762	40	34	8:02.093	8:11.779	(39)
41	34	1:12.451	26	3:06.352	17	3:40.594	41	18	8:03.774	8:05.130	(38)
42	18	1:13.865	34	3:06.675	34	3:42.967	42	17	8:10.063	8:11.903	(40)
43	26	1:14.392	18	3:13.203	21	3:43.192	43	21	8:10.109	8:13.608	(41)
44	17	1:14.710	17	3:14.759	26	3:50.383	44	26	8:11.127		
45	60	1:15.774	21	3:15.038	60	3:50.565	45	60	8:24.531		
46	58	1:17.579	60	3:18.192	58	3:54.157	46	58	8:33.989	9:03.197	(44)
47	62	1:19.303	58	3:22.253	65	3:58.615	47	62	8:42.556	8:43.159	(42)
48	65	1:22.719	65	3:22.296	62	3:59.958	48	65	8:43.630	8:57.382	(43)
49	67	1:23.700	62	3:23.295	33	4:11.909	49	33	9:11.923	9:15.584	(45)
50	33	1:25.800	33	3:34.214	67	4:14.042	50	67	9:22.394	9:28.892	(46)



8-9-10 | 2016

JUILLET



PLATEAU 1 - GRID 1

LE MANS CLASSIC 2016

RACE 2

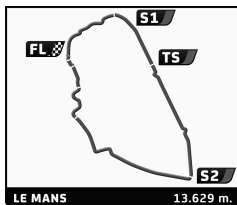
Best Top Speeds

Nr	Car	Class	Top Speed Driver	Top 1		Top 2		Top 3		Top 4		Top 5		Avg
				Kph	Lap	Kph	Lap	Kph	Lap	Kph	Lap	Kph	Lap	
42	BMW 328 - 1938	OS7	J. BALLY	176.5	5	174.0	6	171.0	2	169.4	4	168.9	7	172,0
54	LAGONDA LG 45 - 1937	OS8	M. BUGLER	175.7	3	174.8	6	174.8	7	172.3	1	170.5	4	173,6
36	BMW 328 - 1938	OS7	B. RIVETT	175.1	4	142.8	6	136.4	1	133.4	2	133.4	3	144,2
72	BUGATTI 35 B - 1928	OS3	R. SPENCER	171.8	6	168.9	3	164.3	2	156.3	7	155.2	5	163,3
16	ASTON MARTIN 2 Litres Speed - 1937	OS7	H. STAMM	169.4	1	157.4	2	150.7	3	136.1	6	135.9	7	149,9
70	INVICTA S Type - 1931	OS8	T. SWETE	168.9	6	161.6	5	158.1	1	156.1	7	152.0	3	159,3
40	INVICTA S Type - 1931	OS8	C. BALL	163.8	1	156.8	5	151.8	3	149.9	6	147.4	2	153,9
19	RILEY TT Sprite - 1935	OS6	T. CHANOINE	162.6	2	160.9	6	160.2	4	160.2	7	159.3	3	160,6
43	ALFA ROMEO 8C 2300 - 1932	OS7	M. HALUSA	161.9	7	154.5	6	154.1	5	150.5	2	144.7	4	153,1
51	BENTLEY 4,5l Tourer - 1928	OS4	N. BATCHELOR	158.6	2	154.3	3	129.9	5	128.7	1	120.6	6	138,4
44	ASTON MARTIN ULSTER - 1935	OS6	A. LINDEMANN	158.1	2	152.0	3	148.0	6	136.4	4	129.6	1	144,8
6	BMW 328 - 1937	OS7	M. GROSS	157.7	3	154.3	4	148.2	1	143.4	5	140.6	2	148,8
23	ASTON MARTIN 2 Litres Speed - 1937	OS7	P. CHASE-GARDENER	156.8	1	146.3	2							151,6
46	TALBOT 105 BGH 21 - 1934	OS8	J. BRONSON	152.6	5									152,6
37	DELAGE D6-70 SPECIAL - 1936	OS7	P. BESSADE	150.9	2	150.9	3	141.2	6	140.4	1	127.0	5	142,1
39	MORGAN 4/4 TT Replica - 1937	OS5	A. VAN DER KROFT	150.9	4	148.5	3	148.5	6	146.3	2	145.1	5	147,9
30	BUGATTI 35 - 1925	OS3	A. GRAIGNIC	150.3	1	148.5	2	127.2	3					142,0
45	TALBOT AV 105 Alpine - 1934	OS8	W. SCHAEFER	150.1	5	148.5	3	147.8	6	147.3	4	146.1	7	148,0
27	BUGATTI 51 - 1932	OS7	F. COINTREAU	149.1	5	147.6	4	133.1	2	129.9	1	127.6	3	137,5
14	RILEY 9 h.p. Brooklands Speed Model - 1928	OS1	R. EWMERLING	147.6	6	145.1	5	141.3	2	140.6	1	140.6	4	143,0
53	ASTON MARTIN ULSTER - 1935	OS6	E. BRADLEY	147.6	6	147.3	3	141.5	4	139.2	2	136.4	5	142,4
22	MG Magnette K3 - 1934	OS5	D. MORRIS	145.7	6	144.9	3	144.0	2	132.9	4	122.6	1	138,0
32	BENTLEY 3 Litres Speed Model - 1925	OS3	J. TURNER	144.5	6	141.5	4	141.3	3	135.4	2	131.6	1	138,9
55	BENTLEY 4,5l Tourer - 1929	OS4	P. CARTER	144.1	3	144.0	5	141.3	1	140.1	6	136.1	2	141,1
47	BENTLEY 4,5l Blower - 1929	OS4	J. ERNST	142.3	6	135.4	4	133.9	2	125.0	3	121.5	1	131,6
49	BENTLEY 4,5l Tourer - 1928	OS4	L. ROLNER	141.9	2	136.1	6	134.6	3	132.4	4	128.7	5	134,7
48	TALBOT 90 - 1930	OS3	P. WILLS	140.3	2	131.0	3	129.9	1	101.1	4	95.8	5	119,6
10	RILEY Brooklands - 1930	OS5	J. POTTER	138.1	3	138.0	2	133.9	1					136,7
1	BENTLEY 4,5l Le Mans - 1926	OS4	P. BEHR	136.9	3	136.7	1	136.2	4	133.1	2	129.6	6	134,5
26	MG PA - 1934	OS5	P. GRUAU	133.7	2	131.2	1	118.2	3					127,7
31	TALBOT AV 105 Alpine - 1931	OS7	N. PELLETT	129.3	2	128.2	6	127.0	1	126.0	3	124.0	5	126,9
65	SINGER Savoye Special - 1935	OS5	R. AGA KHAN	129.3	5	111.0	3	110.4	4	102.8	2	101.4	1	111,0
9	RALLY NCP - 1934	OS6	J. HUYGHE DESPONTES	127.8	2									127,8
34	ALVIS Speed Twenty SB - 1934	OS7	R. WADMAN	127.5	1	126.6	2	124.7	3	122.9	5	119.0	6	124,1
18	ASTON MARTIN LM 2/4 - 1930	OS6	P. KAPPELER	127.3	5	126.0	4	125.2	3	121.4	1	114.9	2	123,0
60	MORGAN 42464 - 1937	OS5	S. KING	120.5	2	119.1	1	112.4	5	110.8	3	97.0	4	112,0
68	TALBOT 105 - 1933	OS8	P. NEUMARK	120.5	1									120,5
21	ALFA ROMEO 6C 2500 SS - 1938	OS7	P. MELLINGER	119.9	4	117.4	5	117.1	3	102.3	2	90.0	1	109,3
17	PEUGEOT 402 Darlmat - 1938	OS7	J. BUSSOLINI	118.2	3	114.9	1	114.3	2	68.9	4			104,1
33	CITROËN C4 Roadster - 1932	OS6	P. WYBROW	113.3	2	104.5	4							108,9
58	BUGATTI 44 - 1929	OS3	J. DUBRILLE	105.2	2	104.4	5	101.4	1	86.1	3	71.2	4	93,7
8	MG MIDGET PA - 1935	OS5	P. JULIEN	104.6	1									104,6
67	MORGAN 42464 - 1937	OS5	L. SEBBA	100.1	1	96.3	2	95.8	4	93.3	5	92.8	3	95,7
62	RILEY TT Sprite - 1935	OS7	T. CHANOINE											
61	ALFA ROMEO 8C Monza - 1932	OS7	H. BAUDON											
35	LAGONDA V12 LE MANS - 1939	OS8												
41	BUGATTI 35 B - 1928	OS3												
7	BMW 328 - 1939	OS7												
20	SINGER Le Mans speed special - 1936	OS6	A. SCHRAUWEN											
15	BMW 328 - 1939	OS7	A. OTTEN											
66	MG PA - 1934	OS5												





8-9-10 | 20 JUILLET | 16



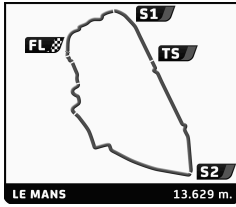
PLATEAU 1 - GRID 1 LE MANS CLASSIC 2016 RACE 2

Best Top Speeds

Nr	Car	Class	Top Speed Driver	Top 1		Top 2		Top 3		Top 4		Top 5		Avg
				Kph	Lap	Kph	Lap	Kph	Lap	Kph	Lap	Kph	Lap	
2	TALBOT LAGO Ex Monoplace décalée - 1939	OS8	C. TRABER											
4	TALBOT 105 - 1934	OS7												
57	BENTLEY 4,5l Blower - 1929	OS4	M. OVERINGTON											
56	LAGONDA LG 45 - 1936	OS8												
12	BENTLEY 3 Litres - 1926	OS4	H. SARAZIN											
64	BMW 328 - 1937	OS7												
59	BMW 328 - 1939	OS7	P. GRANT											
24	MERCEDES-BENZ SSK - 1929	OS4												
5	BMW 328 - 1938	OS7												
38	LAGONDA Rapier - 1936	OS7												
25	BMW 328 - 1938	OS7												
11	BUGATTI T 43 GS - 1928	OS3	L. SLJIPEN											
29	RILEY TT Sprite - 1934	OS6												



8-9-10 | 20
JUILLET | 16



PLATEAU 1 - GRID 1
LE MANS CLASSIC 2016
RACE 2

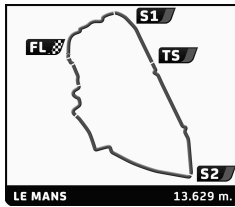
Fastest Lap Sequence

Practice Time	Drivers	Car	Class	Time	Kph	Lap
12:38.612	2 C. TRABER / S. TRENERY	TALBOT LAOO Et Monoplace discolles - 1939	OS8	6:12.194	131.8	2
18:49.326	2 C. TRABER / S. TRENERY	TALBOT LAOO Et Monoplace discolles - 1939	OS8	6:10.714	132.4	3





8-9-10 | 20
JUILLET | 16



PLATEAU 1 - GRID 1
LE MANS CLASSIC 2016
RACE 2

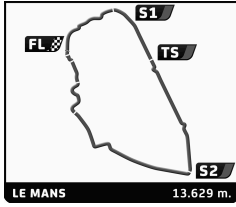
Analysis by lap

Lapped

Table with columns: Nr, Lap Time, Gap. It displays race data for 15 laps, including driver numbers, lap times, and gaps. The table is organized into sections for each lap (Lap 1 to Lap 15), with some rows highlighted in blue to indicate lapped drivers.



8-9-10 | 20
JUILLET | 16



PLATEAU 1 - GRID 1
LE MANS CLASSIC 2016
RACE 2

Analysis by lap

Lapped

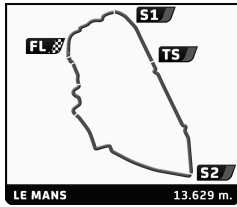
Nr	Lap Time	Gap	Nr	Lap Time	Gap	Nr	Lap Time	Gap	Nr	Lap Time	Gap	Nr	Lap Time	Gap
40	6:25.550	3:25.410												
53	7:38.292	1 Lap												
12	7:42.558	1 Lap												
62	8:43.159	2 Laps												
42	6:45.171	4:04.958												
58	9:03.197	2 Laps												
70	6:51.868	4:12.167												
45	6:47.958	4:21.477												
33	9:15.584	2 Laps												
11	9:11.247	2 Laps												
72	6:25.996	5:28.148												
67	9:28.892	2 Laps												
57	6:52.212	5:28.263												
16	6:56.653	5:29.518												
9	7:48.965	1 Lap												
19	7:02.322	6:41.108												
31	7:43.061	1 Lap												
34	8:14.242	1 Lap												

RICHARD MILLE





8-9-10 | 20
JUILLET | 16



PLATEAU 1 - GRID 1
LE MANS CLASSIC 2016
RACE 2

Sector Analysis

Personal Best Session Best B Crossing the finish line in pit lane

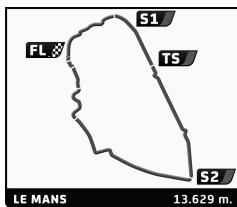
Table with columns: Lap, D, Time, Sector 1, Sector 2, Sector 3, T. Spd, Elapsed. Rows are grouped by driver and race number (1-18). Includes car models like BENTLEY 4.5l Le Mans - 1926, BENTLEY 3 Litres - 1926, etc.

RICHARD MILLE





8-9-10 | 20
JUILLET | 16



PLATEAU 1 - GRID 1
LE MANS CLASSIC 2016
RACE 2

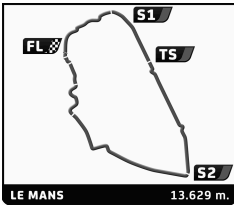
Sector Analysis

Personal Best Session Best B Crossing the finish line in pit lane

Table with columns: Lap, D, Time, Sector 1, Sector 2, Sector 3, T. Spd, Elapsed. Rows are grouped by race number (19-37) and driver names. Includes lap times and sector times.



8-9-10 | 20
JUILLET | 16



PLATEAU 1 - GRID 1
LE MANS CLASSIC 2016
RACE 2

Sector Analysis

Personal Best Session Best B Crossing the finish line in pit lane

Table with columns: Lap, D, Time, Sector 1, Sector 2, Sector 3, T. Spd, Elapsed. Contains race data for various drivers and cars, including lap times and sector times.

RICHARD MILLE



Le Point

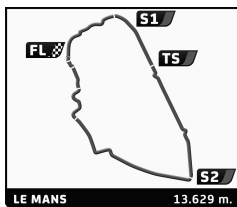


ARTCURIAL
// Motorcars





8-9-10 | 20
JUILLET | 16



PLATEAU 1 - GRID 1
LE MANS CLASSIC 2016
RACE 2

Sector Analysis

Personal Best Session Best B Crossing the finish line in pit lane

Table with columns: Lap, D, Time, Sector 1, Sector 2, Sector 3, T. Spd, Elapsed. Rows include driver names, car models, and lap-by-lap performance data for drivers 53 through 70.

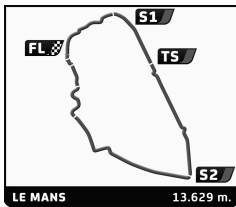
RICHARD MILLE

EFG





8-9-10 | 20 JUILLET | 16



PLATEAU 1 - GRID 1 LE MANS CLASSIC 2016 RACE 2

Sector Analysis

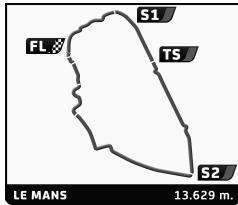
■ Personal Best
 ■ Session Best
 B Crossing the finish line in pit lane

Lap	D	Time	Sector 1	Sector 2	Sector 3	T. Spd	Elapsed	Lap	D	Time	Sector 1	Sector 2	Sector 3	T. Spd	Elapsed
72		1. Robert SPENCER													
		BUGATTI 35 B - 1928 OS3													
1	1	8:11.841 B	1:18.795	3:06.140	3:46.906	135.6	8:11.841								
2	1	10:03.525	4:37.394	2:29.593	2:56.538	164.3	18:15.366								
3	1	6:28.766	59.286	2:29.593	2:59.887	168.9	24:44.132								
4	1	6:27.771	58.624	2:27.534	3:01.613	154.5	31:11.903								
5	1	6:28.468	58.717	2:31.490	2:58.261	155.2	37:40.371								
6	1	6:27.430	59.081	2:27.717	3:00.632	171.8	44:07.801								
7	1	6:25.996	59.469	2:27.882	2:58.645	156.3	50:33.797								





8-9-10 | 20 JUILLET | 16



PLATEAU 1 - GRID 1 LE MANS CLASSIC 2016 RACE 3 (40')

Starting Grid

PETER	5	- 32 -	66		Rahim AGA KHAN	
Nicolas BERT	64	- 31 -	56		Richard REAY SMITH	
Claude SOUBISE	41	- 30 -	38		Heiko OSTMANN	
Robert LEWIS	35	- 29 -	29		Vincent ALLARDET	
RICCI	25	- 28 -	24		Jean Claude CASTELET	
Raphaël RONDONI	7	- 27 -	4		Michael HINDERER	
Peter NEUMARK	68	- 26 -	8		Pierre JULIEN	
Paul CHASE-GARDENER	23	- 25 -	30		Arnaud GRAIGNIC	
Patrick GRUAU	26	- 24 -	60		Simon KING	
Leigh SEBBA	9:28.892	67	- 23 -	33	9:15.584	Paul WYBROW
Julien DUBRULLE	9:03.197	58	- 22 -	65	8:57.382	Rahim AGA KHAN
Thierry CHANOINE	8:43.159	62	- 21 -	21	8:13.608	Pierre MELLINGER
Jean Marc BUSSOLINI	8:11.903	17	- 20 -	34	8:11.779	Richard WADMAN
Peter KAPPELER	8:05.130	18	- 19 -	11	8:02.564	Lucas SLUPEN
Jean-Marc HUYGHUES DESPOINTES	7:45.375	9	- 18 -	12	7:42.558	Hervé SARAZIN
Philip Nigel WILLS	7:38.298	48	- 17 -	53	7:38.292	Edward BRADLEY
Lars ROLNER	7:35.620	49	- 16 -	32	7:34.871	Jonathan TURNER
Nick PELLETT	7:33.608	31	- 15 -	1	7:31.861	Pascal BEHR
Jurgen ERNST	7:31.083	47	- 14 -	44	7:25.087	Adam LINDEMANN
Paul CARTER	7:24.896	55	- 13 -	10	7:24.209	James POTTER
Nigel BATCHELOR	7:22.383	51	- 12 -	20	7:22.211	Anthony SCHRAUWEN
Ralf EMMERLING	7:21.936	14	- 11 -	37	7:14.910	Paul-Emile BESSADE
David MORRIS	7:11.644	22	- 10 -	61	7:05.719	Huques BAUDON
Adrien VAN DER KROFT	7:03.553	39	- 9 -	6	7:03.515	Mitchell GROSS
Paul GRANT	7:02.023	59	- 8 -	36	7:01.128	Brian RIVETT
Thierry CHANOINE	6:55.305	19	- 7 -	57	6:52.212	Martin OVERINGTON
François COINTREAU	6:50.967	27	- 6 -	45	6:45.956	Wilfried SCHAEFFER
Heinz STAMM	6:43.377	16	- 5 -	70	6:42.721	Trevor SWETE
Jean-Jacques BALLY	6:42.613	42	- 4 -	54	6:38.025	Martin BUGLER
Martin HALUSA	6:26.496	43	- 3 -	72	6:25.996	Robert SPENCER
Christopher BALL	6:25.550	40	- 2 -	15	6:21.831	Albert OTTEN
Julian BRONSON	6:19.244	46	- 1 -	2	6:10.714	Christian TRABER

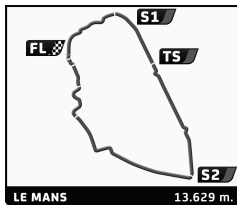
Pole

Stewards:

Timekeeper:



8-9-10 | 20
JUILLET | 16



LE MANS CLASSIC 2016

PLATEAU 1 - GRID 1

RACE 3 (40')

Final Classification

Drivers	Vehicle	Laps	Total Time	Penalty	Gap	Kph	Lap	Time	Kph
1 2 Christian TRABER/Spencer TRENER	TALBOT LAGO Et Monoplace Abcote - 1939	7	43:54.699		-	130.4	6	5:57.978	137.1
2 46 Julian BRONSON/Gareth BURNETT	TALBOT 105 BGH 21 - 1934	7	44:39.660		+44.961	128.2	7	6:02.662	135.3
3 42 Jean-Jacques BALLY/Bertrand LESEUR	BMW 328 - 1938	7	45:12.972		+1:18.273	126.6	3	6:10.480	132.4
4 15 Albert OTTEN/Diethelm HORBACH	BMW 328 - 1939	7	45:31.620		+1:36.921	125.7	3	6:08.239	133.2
5 43 Martin HALUSA/Alexander AMES/Nicola Von DOENHOFF/Lukas HALUSA	ALFA ROMEO 8C 2300 - 1932	7	46:57.818		+3:03.119	121.9	7	6:25.041	127.4
6 54 Martin BUGLER	LAGONDA LG 45 - 1937	7	47:16.402		+3:21.703	121.1	2	6:29.460	126.0
7 40 Christopher BALL/Nick BALL	INVICTA S Type - 1931	7	47:47.165		+3:52.466	119.8	6	6:14.165	131.1
8 70 Trevor SWETE	INVICTA S Type - 1931	7	47:53.300		+3:58.601	119.5	6	6:34.321	124.4
9 57 Martin OVERINGTON/William GREEN	BENTLEY 4,5I Tourer - 1929	7	48:13.744		+4:19.045	118.7	2	6:36.054	123.9
10 16 Heinz STAMM/Peter DUBSKY	ASTON MARTIN 2 Lites Speed - 1937	7	48:20.044		+4:25.345	118.4	6	6:32.378	125.0
11 45 Wilfried SCHAEFER/Florian BRANDT	TALBOT AV 105 Alpine - 1934	7	48:21.963		+4:27.264	118.4	7	6:35.032	124.2
12 19 Thierry CHANOINE	RILEY TT Sprite - 1935	7	49:06.122		+5:11.423	116.6	2	6:42.957	121.8
13 36 Brian RIVETT/Andrew MITCHELL	BMW 328 - 1938	7	50:05.701		+6:11.002	114.3	2	6:38.427	123.1
14 31 Nick PELLETT	TALBOT AV 105 Alpine - 1931	7	50:30.349		+6:35.650	113.3	2	6:53.249	118.7
15 22 David MORRIS/Paddins DOWLING/Stephen CURTIS	MG Magnette K3 - 1934	7	50:31.083		+6:36.384	113.3	7	6:55.264	118.2
16 61 Hugues BAUDON	ALFA ROMEO 8C Monza - 1932	7	50:35.337		+6:40.638	113.2	2	6:47.316	120.5
17 30 Arnaud GRAIGNIC/Philippe BRUNNER	BUGATTI 35 - 1925	7	50:45.323		+6:50.624	112.8	3	6:51.680	119.2
18 5 PETER/Patrick SIMON	BMW 328 - 1938	7	50:53.752	03:00	+6:59.053	112.5	7	6:21.048	128.8
19 37 Paul-Emile BESSADE	DELAGE D6-70 SPECIAL - 1936	7	51:12.365	00:45	+7:17.666	111.8	2	6:54.382	118.4
20 6 Mitchell GROSS/Denis BIGIONI	BMW 328 - 1937	7	52:49.811	03:00	+8:55.112	108.4	2	6:34.581	124.3
21 39 Adrien VAN DER KROFT/Richard PLANT	MORGAN 4/4 TT Replica - 1937	6	44:28.766		1 Lap	110.3	5	6:58.276	117.3
22 47 Jurgen ERNST	BENTLEY 4,5I Blower - 1929	6	44:48.642		1 Lap	109.5	2	7:04.591	115.6
23 55 Paul CARTER/Nick SWIFT	BENTLEY 4,5I Tourer - 1929	6	45:15.105		1 Lap	108.4	2	7:04.044	115.7
24 51 Nigel BATCHELOR/Katarina KYVALOVA	BENTLEY 4,5I Tourer - 1928	6	45:18.148		1 Lap	108.3	2	7:04.002	115.7
25 20 Anthony SCHRAUWEN/Michel VERLIEFDEN	SINGER Le Mans speed special - 1936	6	45:41.078		1 Lap	107.4	2	7:12.257	113.5
26 12 Hervé SARAZIN	BENTLEY 3 Litres - 1926	6	46:58.196		1 Lap	104.5	6	7:17.855	112.1
27 53 Edward BRADLEY	ASTON MARTIN ULSTER - 1935	6	47:35.911		1 Lap	103.1	2	7:29.574	109.1
28 32 Jonathan TURNER/William MEDCALF	BENTLEY 3 Litres Speed Model - 1925	6	47:52.382		1 Lap	102.5	2	7:26.168	110.0
29 9 Jean-Marc HUYGHUES DESPOINTE/Jean-Paul DETROYES	RALLY NCP - 1934	6	48:21.116		1 Lap	101.5	2	7:32.988	108.3
30 60 Simon KING/Philip ST CLAIR TISDALL	MORGAN 42464 - 1937	6	48:25.443		1 Lap	101.3	2	7:30.189	109.0
31 11 Lucas SUIJPEN/Christophe VIGNAUD	BUGATTI T 43 GS - 1928	6	49:24.674		1 Lap	99.3	6	7:33.128	108.3
32 26 Patrick GRUAU/Jean-Luc GAIGNARD	MG PA - 1934	6	50:33.363		1 Lap	97.0	2	7:46.907	105.1
33 34 Richard WADMAN/James HULBERT	ALVIS Speed Twenty SB - 1934	6	50:39.062		1 Lap	96.9	5	8:22.905	97.6
34 18 Peter KAPPELER/Eduard SCHORNO	ASTON MARTIN LM 2/4 - 1930	6	50:57.792		1 Lap	96.3	5	7:53.701	103.6
35 62 Thierry CHANOINE/Marc André SCHYRR/Michel PLAISANT	RILEY TT Sprite - 1935	6	51:02.061		1 Lap	96.1	6	8:04.683	101.2
36 21 Pierre MELLINGER/Tommaso GELMINI	ALFA ROMEO 6C 2500 SS - 1938	6	51:03.647		1 Lap	96.1	5	7:47.863	104.9
37 67 Leigh SEBBA/Peter COLE	MORGAN 42464 - 1937	6	51:40.256		1 Lap	95.0	6	8:02.406	101.7
38 17 Jean Marc BUSSOLINI/Julien BUSSOLINI	PEUGEOT 402 Dartmat - 1938	5	44:32.818		2 Laps	91.8	2	8:25.098	97.1
39 65 Rahim AGA KHAN/Andrew PRILL/Richard CLARK	SINGER Savoye Special - 1935	5	45:08.622		2 Laps	90.6	5	8:19.320	98.3
40 49 Lars ROLNER	BENTLEY 4,5I Tourer - 1928	5	46:21.808	1 Laps	2 Laps	88.2	2	7:24.117	110.5
41 48 Philip Nigel WILLS/John POLSON	TALBOT 90 - 1930	5	46:22.113		2 Laps	88.2	4	9:09.331	89.3
42 33 Paul WYBROW/Gary WESTON/Martin DOHERTY	CITROEN C4 Roadster - 1932	5	48:07.441		2 Laps	85.0	4	9:05.294	90.0
43 8 Pierre JULIEN	MG MIDGET PA - 1935	5	50:10.194		2 Laps	81.5	5	9:20.086	87.6
44 10 James POTTTER/Ian STANDING	RILEY Brooklands - 1930	4	57:00.000		3 Laps	57.4	2	8:35.305	95.2
45 1 Pascal BEHR	BENTLEY 4,5I Le Mans - 1926	3	57:00.000		4 Laps	43.0	2	7:00.609	116.7
46 44 Adam LINDEMANN/Robert BLAKEMORE	ASTON MARTIN ULSTER - 1935	3	57:00.000		4 Laps	43.0	2	7:36.819	107.4
47 58 Julien DUBRULLE/Guy DUBRULLE/Alain MARGUERITTE	BUGATTI 44 - 1929	3	57:00.000		4 Laps	43.0	2	8:08.325	100.5
48 59 Paul GRANT/Erik STAES	BMW 328 - 1939	3	57:00.000		4 Laps	43.0	2	6:40.897	122.4
49 72 Robert SPENCER	BUGATTI 35 B - 1928	3	57:00.000		4 Laps	43.0	2	6:27.475	126.6
50 25 RICCI/Frederic STOESSER	BMW 328 - 1938	2	50:47.505	5 Laps	5 Laps	32.2	6	6:58.975	117.1
51 14 Ralf EMMERLING	RILEY 9 hp Brooklands Speed Model - 1928	2	57:00.000		5 Laps	28.7	2	7:08.758	114.4
52 27 François COINTREAU/Olivier du BOUCHERON/Patrice COUSSEAU/Guillaume LE METAYER	BUGATTI 51 - 1932	1	57:00.000		6 Laps	14.3			
53 4 Michael HINDERER/Peter HINDERER/Martin STRETTON	TALBOT 105 - 1934	0	57:00.000						

Not started

7 Raphaël RONDONI	BMW 328 - 1939	0	57:00.000						
24 Jean Claude CASTELEIN	MERCEDES-BENZ SSK - 1929	0	57:00.000						
29 Vincent ALLARDET	RILEY TT Sprite - 1934	0	57:00.000						
35 Robert LEWIS	LAGONDA V12 LE MANS - 1939	0	57:00.000						
38 Heiko OSTMANN/Horst SCHNEIDER	LAGONDA Rapier - 1936	0	57:00.000						
56 Richard REAY SMITH	LAGONDA LG 45 - 1936	0	57:00.000						
64 Nicolas BERT/Pierre ADYNS	BMW 328 - 1937	0	57:00.000						
66 Rahim AGA KHAN/Andrew PRILL/Richard CLARK/Adam TAIT	MG PA - 1934	0	57:00.000						
68 Peter NEUMARK/Andrew HALL	TALBOT 105 - 1933	0	57:00.000						
23 Paul CHASE-GARDENER/David ALLEN	ASTON MARTIN 2 Lites Speed - 1937	0	1:00:00.000	03:00					
41 Claude SOUBISE/Robert SALMON	BUGATTI 35 B - 1928	0	1:00:00.000	03:00					

Pole Position

C. TRABER

6:10.714

Fastest Lap

Lap 6

Christian TRABER

5:57.978

137.1 Kph

RESULTS WITH APPLIED STEWARDS DECISIONS N. 1, 2, 7 AND 8
 45 SEC PENALTY TO CAR 37 DUE TO NO RESPECT PIT WINDOW
 5 LAPS PENALTY PENALTY TO CAR 25 DUE TO NOT RESPECT PIT TIME
 1 LAP PENALTY PENALTY TO CAR 49 DUE TO NOT RESPECT PIT TIME

Published at:

Track Status:

DRY

Stewards:

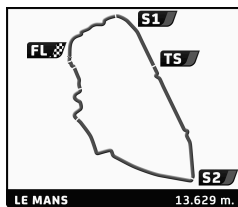
Timekeeper:

RICHARD MILLE





8-9-10 | 20 JUILLET | 16



PLATEAU 1 - GRID 1 LE MANS CLASSIC 2016 RACE 3

Final Classification By Performance Index

Nr Drivers	Car	Class	Qualifying			Coefficient	Index	
			Time	Laps	Total Time			
1	22 David MORRIS / Paddins DOWLING / Stephen CURTIS	MG Magnette K3 - 1934	OS5	7'05.276	7	50:31.083	0,370	18'41.500
2	39 Adrien VAN DER KROFT / Richard PLANT	MORGAN 4/4 TT Replica - 1937	OS5	6'54.480	6	44:28.766	0,370	19'12.017
3	19 Thierry CHANOINE	RILEY TT Sprite - 1935	OS6	6'56.244	7	49:06.122	0,400	19'38.448
4	30 Arnaud GRAIGNIC / Philippe BRUNNER	BUGATTI 35 - 1925	OS3	7'00.985	7	50:45.323	0,390	19'47.675
5	42 Jean-Jacques BALLY / Bertrand LESEUR	BMW 328 - 1938	OS7	6'25.309	7	45:12.972	0,450	20'20.837
6	15 Albert OTTEN / Diethelm HORBACH	BMW 328 - 1939	OS7	7'44.583	7	45:31.620	0,450	20'29.229
7	57 Martin OVERINGTON / William GREEN	BENTLEY 4,5l Blower - 1929	OS4	6'42.075	7	48:13.744	0,430	20'44.309
8	60 Simon KING / Philip ST CLAIR TISDALL	MORGAN 42464 - 1937	OS5	7'53.834	6	48:25.443	0,370	20'54.182
9	43 Martin HALLISA / Alexander AMES / Nicola Van DOORNHOFF / Lukas HALLISA	ALFA ROMEO 8C 2300 - 1932	OS7	6'43.807	7	46:57.818	0,450	21'08.018
10	20 Anthony SCHRAUWEN / Michel VERLIEFDEN	SINGER Le Mans speed special - 1936	OS6	7'26.582	6	45:41.078	0,400	21'19.169
11	16 Heinz STAMM / Peter DUBSKY	ASTON MARTIN 2 Litres Speed - 1937	OS7	6'58.696	7	48:20.044	0,450	21'45.019
12	32 Jonathan TURNER / William MEDCALF	BENTLEY 3 Litres Speed Model - 1925	OS3	7'53.468	6	47:52.382	0,390	21'46.933
13	26 Patrick GRUAU / Jean-Luc GAIGNARD	MG PA - 1934	OS5	8'21.960	6	50:33.363	0,370	21'49.401
14	2 Christian TRABER / Spencer TRENER	TALBOT LAGO Ex Monoplace décalée -	OS8	5'52.974	7	43:54.699	0,500	21'57.349
15	53 Edward BRADLEY	ASTON MARTIN ULSTER - 1935	OS6	7'36.147	6	47:35.911	0,400	22'12.758
16	67 Leigh SEBBA / Peter COLE	MORGAN 42464 - 1937	OS5	9'09.051	6	51:40.256	0,370	22'18.277
17	46 Julian BRONSON / Gareth BURNETT	TALBOT 105 BGH 21 - 1934	OS8	6'18.977	7	44:59.660	0,500	22'19.830
18	47 Jurgen ERNST	BENTLEY 4,5l Blower - 1929	OS4	7'48.478	6	44:48.642	0,430	22'28.802
19	11 Lucas SUIJPEN / Christophe VIGNAUD	BUGATTI T 43 GS - 1928	OS3	7'34.345	6	49:24.674	0,390	22'28.926
20	36 Brian RIVETT / Andrew MITCHELL	BMW 328 - 1938	OS7	6'48.332	7	50:05.701	0,450	22'32.565
21	9 Jean-Marc HUYGHUES DESPOINTE / Jean-Paul DETROYES	RALLY NCP - 1934	OS6	8'02.552	6	48:21.116	0,400	22'33.854
22	55 Paul CARTER / Nick SWIFT	BENTLEY 4,5l Tourer - 1929	OS4	7'38.240	6	45:15.105	0,430	22'42.077
23	51 Nigel BATCHELOR / Katarina KYVALOVA	BENTLEY 4,5l Tourer - 1928	OS4	7'24.946	6	45:18.148	0,430	22'43.604
24	31 Nick PELLETT	TALBOT AV 105 Alpine - 1931	OS7	7'23.362	7	50:30.349	0,450	22'43.657
25	61 Hugues BAUDON	ALFA ROMEO 8C Monza - 1932	OS7	7'08.240	7	50:35.337	0,450	22'45.901
26	5 PETER / Patrick SIMON	BMW 328 - 1938	OS7	6'38.817	7	50:53.752	0,450	22'54.188
27	37 Paul-Emile BESSADE	DELAGE D6-70 SPECIAL - 1936	OS7	6'50.385	7	51:12.365	0,450	23'02.564
28	65 Rahim AGA KHAN / Andrew PRILL / Richard CLARK	SINGER Savoye Special - 1935	OS5	8'56.332	5	45:08.622	0,370	23'23.066
29	12 Hervé SARAZIN	BENTLEY 3 Litres - 1926	OS4	7'54.149	6	46:58.196	0,430	23'33.794
30	54 Martin BUGLER	LAGONDA LG 45 - 1937	OS8	6'22.715	7	47:16.402	0,500	23'38.201
31	6 Mitchell GROSS / Denis BIGIONI	BMW 328 - 1937	OS7	7'15.976	7	52:49.811	0,450	23'46.414
32	18 Peter KAPPELER / Eduard SCHORNO	ASTON MARTIN LM 2/4 - 1930	OS6	8'29.947	6	50:57.792	0,400	23'46.969
33	40 Christopher BALL / Nick BALL	INVICTA S Type - 1931	OS8	6'30.414	7	47:47.165	0,500	23'53.582
34	70 Trevor SWETE	INVICTA S Type - 1931	OS8	6'34.747	7	47:53.300	0,500	23'56.650
35	45 Wilfried SCHAEFER / Florian BRANDT	TALBOT AV 105 Alpine - 1934	OS8	6'46.574	7	48:21.963	0,500	24'10.981
36	48 Philip Nigel WILLS / John POLSON	TALBOT 90 - 1930	OS3	7'38.354	5	46:22.113	0,390	25'19.033
37	8 Pierre JULIEN	MG MIDGET PA - 1935	OS5	9'41.858	5	50:10.194	0,370	25'59.280
38	34 Richard WADMAN / James HULBERT	ALVIS Speed Twenty SB - 1934	OS7	8'39.015	6	50:39.062	0,450	26'35.507
39	62 Thierry CHANOINE / Marc André SCHYRER / Michel PLAISANT	RILEY TT Sprite - 1935	OS7		6	51:02.061	0,450	26'47.582
40	21 Pierre MELLINGER / Tommaso GELMINI	ALFA ROMEO 6C 2500 SS - 1938	OS7	7'47.285	6	51:03.647	0,450	26'48.414
41	49 Lars ROLNER	BENTLEY 4,5l Tourer - 1928	OS4	7'38.105	5	46:21.808	0,430	27'54.648
42	17 Jean Marc BUSSOLINI / Julien BUSSOLINI	PEUGEOT 402 Darl'mat - 1938	OS7	16'32.465	5	44:32.818	0,450	28'03.875
43	33 Paul WYBROW / Gary WESTON / Martin DOHERTY	CITROËN C4 Roadster - 1932	OS6	9'49.659	5	48:07.441	0,450	30'19.087
44	10 James POTTER / Ian STANDING	RILEY Brooklands - 1930	OS5	7'26.136	4	57:00.000	0,370	36'54.450
45	58 Julien DUBRULLE / Guy DUBRULLE / Alain MARGUERITTE	BUGATTI 44 - 1929	OS3	8'39.368	3	57:00.000	0,390	51'52.200
46	72 Robert SPENCER	BUGATTI 35 B - 1928	OS3	6'41.564	3	57:00.000	0,390	51'52.200
47	44 Adam LINDEMANN / Robert BLAKEMORE	ASTON MARTIN ULSTER - 1935	OS6	7'06.024	3	57:00.000	0,400	53'12.000
48	1 Pascal BEHR	BENTLEY 4,5l Le Mans - 1926	OS4	7'15.319	3	57:00.000	0,430	57'11.400
49	59 Paul GRANT / Erik STAES	BMW 328 - 1939	OS7	7'07.210	3	57:00.000	0,450	59'51.000
50	14 Ralf EMMERLING	RILEY 9 h.p. Brooklands Speed Model -	IOS1	7'42.847	2	57:00.000	0,310	1:01'50.700
51	25 RICCI / Frederic STOEISSER	BMW 328 - 1938	OS7	8'06.586	2	50:47.505	0,450	1:19'59.820
52	27 François COINTREAU / Olivier du BOUCHERON / Patrice COUSSEAU / Guillaume LE METAYER	BUGATTI 51 - 1932	OS7	7'00.942	1	57:00.000	0,450	2:59'33.000
53	4 Michaël HINDERER / Peter HINDERER / Martin STRETTON	TALBOT 105 - 1934	OS7	6'32.116	1	57:00.000	0,450	2:59'33.000

Not started

54	66 Rahim AGA KHAN / Andrew PRILL / Richard CLARK / Adam TAIT	MG PA - 1934	OS5	10'25.764	1	57:00.000		2:27'37.800
55	29 Vincent ALLARDET	RILEY TT Sprite - 1934	OS6		1	57:00.000		2:39'36.000
56	41 Claude SOUBISE / Robert SALMON	BUGATTI 35 B - 1928	OS3	6'31.744	1	1:00:00.000		2:43'48.000
57	24 Jean Claude CASTELEIN	MERCEDES-BENZ SSK - 1929	OS4	7'54.749	1	57:00.000		2:51'34.200
58	7 Raphaël RONDONI	BMW 328 - 1939	OS7	6'25.398	1	57:00.000		2:59'33.000



Le Point



ARTCURIAL
// Motorcars



JAGUAR



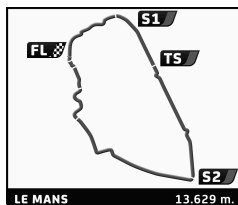
PORSCHE



NOSTALGIE



8-9-10 | 20 JUILLET | 16



PLATEAU 1 - GRID 1 LE MANS CLASSIC 2016 RACE 3

Provisional Classification By Performance Index

Nr Drivers	Car	Class	Qualifying Time	Laps	Total Time	Coeficient	Index
59 64 Nicolas BERT / Pierre ADYNS	BMW 328 - 1937	OS7	7'18.735	1	57:00.000		2:59'33.000
60 38 Heiko OSTMANN / Horst SCHNEIDER	LAGONDA Rapier - 1936	OS7	10'39.623	1	57:00.000		2:59'33.000
61 23 Paul CHASE-GARDENER / David ALLEN	ASTON MARTIN 2 Litres Speed - 1937	OS7	6'30.344	1	1:00:00.000		3:09'00.000
62 35 Robert LEWIS	LAGONDA V12 LE MANS - 1939	OS8	6'38.435	1	57:00.000		3:19'30.000
63 56 Richard REAY SMITH	LAGONDA LG 45 - 1936	OS8	6'43.390	1	57:00.000		3:19'30.000
64 68 Peter NEUMARK / Andrew HALL	TALBOT 105 - 1933	OS8	6'24.911	1	57:00.000		3:19'30.000

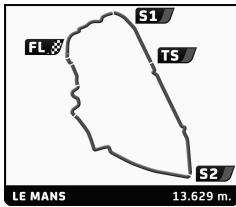
Published at:

Race Director:	Timekeeper:
-----------------------	--------------------





8-9-10 | 20 JUILLET | 16



PLATEAU 1 - GRID 1 LE MANS CLASSIC 2016 RACE 3

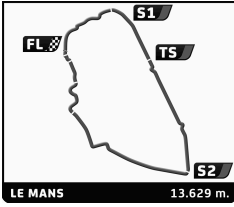
Lap Chart

		LAP									
Nr	Pos	Pos. p.lap	1	2	3	4	5	6	7	8	9
2	1	2	2	2	2	15	2	2	2		
46	2	46	15	46	15	42	46	46	46		
15	3	15	42	15	42	2	15	15	42		
40	4	40	46	42	46	54	42	42	15		
72	5	72	72	72	72	46	43	43	43		
43	6	43	54	54	54	5	54	54	54		
54	7	54	43	43	43	43	70	70	40		
42	8	42	70	70	70	70	57	5	70		
70	9	70	57	57	57	57	5	40	5		
16	10	16	16	16	6	30	16	57	57		
45	11	45	27	6	16	40	45	16	16		
27	12	27	6	36	36	16	40	45	45		
57	13	57	36	59	59	45	19	19	19		
19	14	19	45	19	45	19	36	6	6		
36	15	36	19	45	5	36	6	36	36		
59	16	59	59	61	19	6	37	37	37		
6	17	6	61	40	40	37	31	31	31		
39	18	39	37	37	37	31	22	22	22		
61	19	61	22	5	31	25	25	61	61		
22	20	22	31	31	61	22	61	25	30		
37	21	37	40	22	22	61	30	30	25		
14	22	14	51	51	30	49	39	39			
20	23	20	55	55	55	47	47	47			
51	24	51	14	1	51	55	55	55			
10	25	10	5	30	1	39	51	51			
55	26	55	1	47	47	51	20	20			
44	27	44	47	14	39	20	49	49			
47	28	47	20	39	20	32	12	12			
1	29	1	39	20	25	12	53	53			
31	30	31	30	49	49	53	32	32			
32	31	32	49	32	32	60	60	9			
49	32	49	32	25	12	9	9	60			
53	33	53	53	53	53	34	11	11			
48	34	48	44	12	9	26	34	26			
12	35	12	12	44	44	11	26	34			
9	36	9	34	34	60	62	62	18			
11	37	11	9	9	26	18	18	62			
18	38	18	11	60	34	21	21	21			
34	39	34	25	62	58	67	67	67			
17	40	17	62	11	17	17	17				
21	41	21	60	26	21	10	65				
62	42	62	48	17	10	65	48				
65	43	65	26	58	62	48	33				
58	44	58	17	48	11	33	8				
33	45	33	18	10	18	8					
67	46	67	10	18	67						
60	47	60	21	67	48						
26	48	26	67	21	65						
30	49	30	58	65	33						
23	50	23	65	33	8						
8	51	8	33	8							
68	52	68	8								
4	53	4									
7	54	7									
24	55	24									
25	56	25									
29	57	29									
35	58	35									
38	59	38									
41	60	41									





8-9-10 | 20
JUILLET | 16



PLATEAU 1 - GRID 1
LE MANS CLASSIC 2016
RACE 3

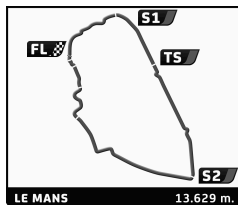
Lap Chart

56	61	56
64	62	64
66	63	66
5	64	5





8-9-10 | 20 JUILLET | 16



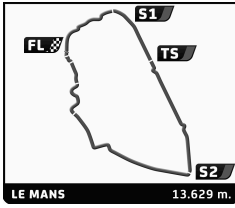
PLATEAU 1 - GRID 1 LE MANS CLASSIC 2016 RACE 3

Best Sector Times

SECTOR 1			SECTOR 2		SECTOR 3		Pos	Nr	Ideal Lap	Best Lap
Pos	Nr	Time	Nr	Time	Nr	Time				
1	46	55.375	2	2:13.946	2	2:43.976	1	2	5:54.867	5:57.978 (1)
2	2	56.945	15	2:18.640	46	2:47.572	2	46	6:02.662	6:02.662 (2)
3	15	57.198	46	2:19.715	42	2:49.186	3	15	6:06.969	6:08.239 (3)
4	42	57.646	40	2:21.948	15	2:51.131	4	42	6:10.053	6:10.480 (4)
5	72	58.505	42	2:23.221	72	2:52.630	5	40	6:14.165	6:14.165 (5)
6	5	58.969	72	2:24.752	40	2:52.803	6	72	6:15.887	6:27.475 (8)
7	40	59.414	5	2:24.960	5	2:57.119	7	5	6:21.048	6:21.048 (6)
8	43	59.956	43	2:26.241	54	2:58.308	8	43	6:24.802	6:25.041 (7)
9	45	1:00.378	54	2:26.948	43	2:58.605	9	54	6:26.873	6:29.460 (9)
10	16	1:01.046	6	2:30.056	45	2:59.866	10	70	6:32.148	6:34.321 (11)
11	70	1:01.367	16	2:30.191	70	3:00.307	11	16	6:32.180	6:32.378 (10)
12	54	1:01.617	70	2:30.474	16	3:00.943	12	6	6:33.766	6:34.581 (12)
13	57	1:02.077	57	2:31.291	6	3:01.459	13	45	6:35.032	6:35.032 (13)
14	36	1:02.150	36	2:32.694	57	3:01.831	14	57	6:35.199	6:36.054 (14)
15	6	1:02.251	61	2:33.177	27	3:03.245	15	36	6:38.427	6:38.427 (15)
16	27	1:02.287	19	2:33.729	36	3:03.583	16	59	6:40.224	6:40.897 (16)
17	19	1:02.575	59	2:33.828	59	3:03.702	17	27	6:40.294	
18	59	1:02.694	27	2:34.762	19	3:05.523	18	19	6:41.827	6:42.957 (17)
19	30	1:02.749	45	2:34.788	30	3:07.176	19	61	6:46.267	6:47.316 (18)
20	31	1:03.209	37	2:35.628	31	3:07.425	20	31	6:46.478	6:53.249 (20)
21	22	1:04.023	31	2:35.844	61	3:08.078	21	30	6:49.630	6:51.680 (19)
22	55	1:04.935	47	2:36.321	22	3:09.198	22	37	6:51.064	6:54.382 (21)
23	61	1:05.012	25	2:38.181	37	3:10.292	23	22	6:53.798	6:55.264 (22)
24	37	1:05.144	30	2:39.705	39	3:10.765	24	25	6:57.271	6:58.975 (24)
25	39	1:05.204	1	2:40.001	25	3:12.253	25	39	6:57.321	6:58.276 (23)
26	51	1:05.553	22	2:40.577	1	3:12.926	26	1	6:59.989	7:00.609 (25)
27	14	1:05.714	39	2:41.352	51	3:14.299	27	47	7:02.001	7:04.591 (28)
28	25	1:06.837	51	2:43.128	55	3:14.369	28	55	7:02.502	7:04.044 (27)
29	1	1:07.062	55	2:43.198	14	3:14.505	29	51	7:02.980	7:04.002 (26)
30	20	1:07.130	14	2:46.400	20	3:15.526	30	14	7:06.619	7:08.758 (29)
31	49	1:07.776	12	2:47.554	47	3:16.774	31	20	7:12.257	7:12.257 (30)
32	60	1:08.305	20	2:49.601	60	3:20.165	32	12	7:17.855	7:17.855 (31)
33	9	1:08.472	49	2:50.925	12	3:21.528	33	49	7:20.723	7:24.117 (32)
34	21	1:08.479	34	2:52.397	49	3:22.022	34	32	7:24.390	7:26.168 (33)
35	34	1:08.533	32	2:52.702	32	3:22.195	35	60	7:29.208	7:30.189 (35)
36	12	1:08.773	11	2:53.045	53	3:24.817	36	34	7:29.346	8:22.905 (46)
37	47	1:08.906	53	2:54.462	44	3:26.994	37	53	7:29.574	7:29.574 (34)
38	32	1:09.493	9	2:55.778	9	3:27.487	38	9	7:31.737	7:32.988 (36)
39	44	1:09.543	62	2:57.202	11	3:28.237	39	11	7:32.329	7:33.128 (37)
40	62	1:10.286	44	2:59.631	34	3:28.416	40	44	7:36.168	7:36.819 (38)
41	53	1:10.295	60	3:00.738	21	3:30.460	41	62	7:38.013	8:04.683 (43)
42	11	1:11.047	26	3:03.789	62	3:30.525	42	21	7:43.872	7:47.863 (40)
43	18	1:11.162	21	3:04.933	26	3:31.703	43	26	7:46.907	7:46.907 (39)
44	26	1:11.415	67	3:06.266	18	3:34.167	44	18	7:53.701	7:53.701 (41)
45	58	1:11.906	18	3:08.372	58	3:40.624	45	67	8:01.300	8:02.406 (42)
46	67	1:13.837	58	3:12.475	67	3:41.197	46	58	8:05.005	8:08.325 (44)
47	17	1:14.432	10	3:14.580	48	3:43.298	47	10	8:13.860	8:35.305 (48)
48	48	1:14.626	48	3:16.604	10	3:44.492	48	48	8:14.528	9:09.331 (50)
49	10	1:14.788	65	3:17.280	65	3:45.024	49	17	8:19.036	8:25.098 (47)
50	65	1:17.016	17	3:17.985	17	3:46.619	50	65	8:19.320	8:19.320 (45)
51	33	1:23.025	33	3:32.869	33	4:06.927	51	33	9:02.821	9:05.294 (49)
52	8	1:25.406	8	3:41.425	8	4:13.255	52	8	9:20.086	9:20.086 (51)



8-9-10 | 20
JUILLET | 16



PLATEAU 1 - GRID 1
LE MANS CLASSIC 2016
RACE 3

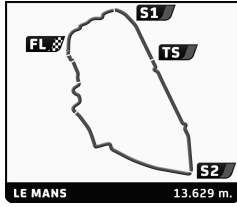
Best Sector Times

SECTOR 1			SECTOR 2		SECTOR 3		Pos	Nr	Ideal Lap	Best Lap
Pos	Nr	Time	Nr	Time	Nr	Time				





8-9-10 | 20 JUILLET 16



PLATEAU 1 - GRID 1 LE MANS CLASSIC 2016 RACE 3

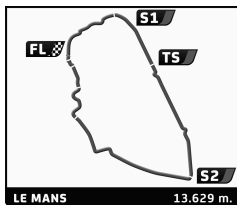
Best Top Speeds

Nr	Car	Class	Top Speed Driver	Top 1		Top 2		Top 3		Top 4		Top 5		Avg
				Kph	Lap	Kph	Lap	Kph	Lap	Kph	Lap	Kph	Lap	
40	INVICTA S Type - 1931	OS8	C. BALL	182.7	1	173.4	4	162.6	7	150.1	5	150.1	6	163,8
72	BUGATTI 35 B - 1928	OS3	R. SPENCER	180.9	1	177.4	2	155.9	3					171,4
42	BMW 328 - 1938	OS7	J. BALLY	180.6	1	180.3	5	172.9	2	171.5	6			176,3
43	ALFA ROMEO 8C 2300 - 1932	OS7	M. HALUSA	180.0	6	174.3	1	171.0	4	165.0	3	156.5	5	169,4
54	LAGONDA LG 45 - 1937	OS8	M. BUGLER	179.7	1	177.9	3	176.8	2	176.2	6	175.1	7	177,1
70	INVICTA S Type - 1931	OS8	T. SWETE	178.5	1	177.1	6	174.3	5	171.0	3	164.1	4	173,0
19	RILEY TT Sprite - 1935	OS6	T. CHANOINE	171.8	3	170.2	1	170.2	5	166.8	6	166.6	4	169,1
47	BENTLEY 4,5l Blower - 1929	OS4	J. ERNST	162.1	6	145.9	4	137.4	5					148,5
55	BENTLEY 4,5l Tourer - 1929	OS4	P. CARTER	161.4	2	142.1	3	141.2	6	135.1	5	121.0	1	140,2
1	BENTLEY 4,5l Le Mans - 1926	OS4	P. BEHR	161.4	2	160.0	3	145.5	1					155,6
36	BMW 328 - 1938	OS7	B. RIVETT	161.4	4	158.8	1	148.5	3	144.1	5	143.4	7	151,2
16	ASTON MARTIN 2 Litres Speed - 1937	OS7	H. STAMM	159.7	1	157.0	5	156.5	4	153.7	6	153.7	7	156,1
6	BMW 328 - 1937	OS7	M. GROSS	158.6	5	158.3	3	153.9	1	128.8	2			149,9
37	DELAGE D6-70 SPECIAL - 1936	OS7	P. BESSADE	157.4	2	153.5	6							155,5
51	BENTLEY 4,5l Tourer - 1928	OS4	N. BATCHELOR	156.8	3	139.2	6	130.5	1					142,2
31	TALBOT AV 105 Alpine - 1931	OS7	N. PELLETT	155.4	3	149.9	2	149.7	4	149.3	5	146.5	6	150,2
39	MORGAN 4/4 TT Replica - 1937	OS5	A. VAN DER KROFT	155.0	5	153.5	6	149.5	4	144.1	3	138.7	2	148,2
30	BUGATTI 35 - 1925	OS3	A. GRAIGNIC	153.2	1	152.4	3	152.0	2	151.8	4	147.3	6	151,3
22	MG Magnette K3 - 1934	OS5	D. MORRIS	153.0	6	152.4	4	152.4	7	150.7	3	149.9	5	151,7
34	ALVIS Speed Twenty SB - 1934	OS7	R. WADMAN	152.8	2	138.5	1	116.2	4	113.3	3			130,2
32	BENTLEY 3 Litres Speed Model - 1925	OS3	J. TURNER	151.8	1	150.9	3	149.7	2	129.8	5	129.0	6	142,2
45	TALBOT AV 105 Alpine - 1934	OS8	W. SCHAEFER	151.8	1	151.8	7	150.3	5	149.3	4	147.1	2	150,1
14	RILEY 9 h.p. Brooklands Speed Model - 1928	OS1	R. EMMERLING	149.1	2	136.4	1							142,8
53	ASTON MARTIN ULSTER - 1935	OS6	E. BRADLEY	147.6	1	147.6	3	147.1	2	145.7	4	145.3	5	146,7
27	BUGATTI 51 - 1932	OS7	F. COINTREAU	144.7	1									144,7
49	BENTLEY 4,5l Tourer - 1928	OS4	L. ROLNER	143.4	1	141.9	2	138.8	4	135.7	5	133.9	3	138,7
44	ASTON MARTIN ULSTER - 1935	OS6	A. LINDEMANN	139.4	1	136.9	2	136.9	3					137,7
26	MG PA - 1934	OS5	P. GRUAU	137.4	1	136.6	2	133.7	3	121.7	5	115.0	4	128,9
67	MORGAN 42464 - 1937	OS5	L. SEBBA	131.5	6	129.3	4	121.8	5	118.5	1	111.3	3	122,5
10	RILEY Brooklands - 1930	OS5	J. POTTER	129.8	4	104.5	3	103.0	2	100.1	1			109,4
60	MORGAN 42464 - 1937	OS5	S. KING	126.8	2	124.0	3	123.6	1	121.0	5	120.1	6	123,1
18	ASTON MARTIN LM 2/4 - 1930	OS6	P. KAPPELER	125.2	3	125.2	4							125,2
21	ALFA ROMEO 6C 2500 SS - 1938	OS7	P. MELLINGER	124.9	4	122.4	6	120.7	5	116.5	1	109.8	3	118,9
48	TALBOT 90 - 1930	OS3	P. WILLS	119.1	1	118.2	3	112.5	2	110.7	4	106.7	5	113,4
17	PEUGEOT 402 Darlmat - 1938	OS7	J. BUSSOLINI	118.0	1	115.7	2	109.0	3	107.2	4	102.9	5	110,6
58	BUGATTI 44 - 1929	OS3	J. DUBRULLE	113.6	1	111.0	2							112,3
65	SINGER Savoye Special - 1935	OS5	R. AGA KHAN	111.9	5	111.1	3	107.2	2	107.2	4	101.2	1	107,7
8	MG MIDGET PA - 1935	OS5	P. JULIEN	107.8	1	107.1	2	100.8	3					105,2
57	BENTLEY 4,5l Blower - 1929	OS4	M. OVERINGTON											
7	BMW 328 - 1939	OS7												
2	TALBOT LAOQ Et Monoplace d'ecoles - 1939	OS8	C. TRABER											
11	BUGATTI T 43 GS - 1928	OS3	L. SLJIPEN											
29	RILEY TT Sprite - 1934	OS6												
46	TALBOT 105 BGH 21 - 1934	OS8	J. BRONSON											
35	LAGONDA V12 LE MANS - 1939	OS8												
38	LAGONDA Rapier - 1936	OS7												
25	BMW 328 - 1938	OS7	RICCI											
15	BMW 328 - 1939	OS7	A. OTTEN											
59	BMW 328 - 1939	OS7	P. GRANT											
12	BENTLEY 3 Litres - 1926	OS4	H. SARAZIN											
24	MERCEDES-BENZ SSK - 1929	OS4												





8-9-10 | 20 JUILLET | 16



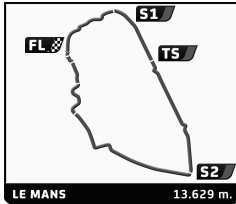
PLATEAU 1 - GRID 1 LE MANS CLASSIC 2016 RACE 3

Best Top Speeds

Nr	Car	Class	Top Speed Driver	Top 1		Top 2		Top 3		Top 4		Top 5		Avg
				Kph	Lap	Kph	Lap	Kph	Lap	Kph	Lap	Kph	Lap	
64	BMW 328 - 1937	OS7												
56	LAGONDA LG 45 - 1936	OS8												
41	BUGATTI 35 B - 1928	OS3												
62	RILEY TT Sprite - 1935	OS7	T. CHANOINE											
9	RALLY NCP - 1934	OS6	A. HUYGHE DESPONTES											
66	MG PA - 1934	OS5												
23	ASTON MARTIN 2 Litres Speed - 1937	OS7												
5	BMW 328 - 1938	OS7	PETER											
20	SINGER Le Mans speed special - 1936	OS6	A. SCHRAUWEN											
33	CITROËN C4 Roadster - 1932	OS6	P. WYBROW											
61	ALFA ROMEO 8C Monza - 1932	OS7	H. BAUDON											
68	TALBOT 105 - 1933	OS8												
4	TALBOT 105 - 1934	OS7												



8-9-10 | 20
JUILLET | 16



PLATEAU 1 - GRID 1
LE MANS CLASSIC 2016
RACE 3

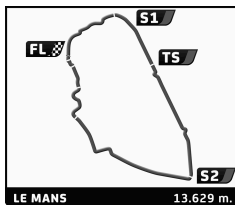
Fastest Lap Sequence

Practice Time	Drivers	Car	Class	Time	Kph	Lap
12:11.567	2 C. TRABER / S. TRENERY	TALBOT LAOO Et Monoplace d'acollée - 1939	OS8	6:05.954	134.1	2
31:57.182	2 C. TRABER / S. TRENERY	TALBOT LAOO Et Monoplace d'acollée - 1939	OS8	6:04.806	134.5	5
37:55.160	2 C. TRABER / S. TRENERY	TALBOT LAOO Et Monoplace d'acollée - 1939	OS8	5:57.978	137.1	6





8-9-10 | 20 JUILLET | 16



PLATEAU 1 - GRID 1 LE MANS CLASSIC 2016 RACE 3

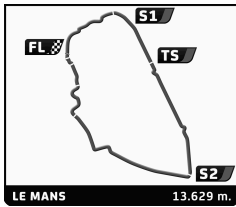
Analysis by lap

Lapped

Nr	Lap Time	Gap	Nr	Lap Time	Gap	Nr	Lap Time	Gap	Nr	Lap Time	Gap	Nr	Lap Time	Gap
Lap 1														
2	6:05.613		46	6:09.109	13.986	43	6:35.138	1:10.736	45	8:01.634	3:36.292	47	7:16.242	5:40.646
15	6:14.871	9.258	15	6:13.261	16.565	70	6:41.643	1:25.591	19	8:11.700	3:48.449	55	7:23.971	5:54.566
42	6:16.052	10.439	42	6:12.721	17.206	8	9:28.319	1 Lap	36	8:28.213	3:50.620			
46	6:16.444	10.831	72	6:27.475	35.461	57	6:47.259	1:37.374	6	8:40.091	3:56.128			
72	6:19.553	13.940	54	6:29.460	49.896	6	6:46.974	1:38.630	37	8:19.433	4:29.925			
54	6:32.003	26.390	43	6:32.325	56.317	16	6:47.959	1:39.233	31	8:25.778	4:39.245			
43	6:35.559	29.946	70	6:36.106	1:04.667	36	6:46.904	1:45.000	25	7:05.039	4:45.641			
70	6:40.128	34.515	57	6:36.054	1:10.834	59	6:52.202	1:55.953	22	8:29.806	4:46.829			
57	6:46.347	40.734	16	6:35.987	1:11.993	45	6:51.669	1:57.251	61	8:34.797	4:51.206			
16	6:47.573	41.960	6	6:34.581	1:12.375	5	6:26.066	1:57.377	33	10:43.638	1 Lap			
27	6:48.955	43.342	36	6:38.427	1:18.815	19	6:54.311	1:59.342	49	7:33.114	5:15.160			
6	6:49.361	43.748	59	6:40.897	1:24.470	40	6:46.102	2:08.296	47	8:38.059	5:26.707			
36	6:51.955	46.342	19	6:42.957	1:25.750	37	7:01.985	2:33.085	55	8:52.307	5:32.898			
45	6:53.739	48.126	45	6:44.129	1:26.301	31	7:01.319	2:36.060	39	8:32.912	5:34.950			
19	6:54.360	48.747	61	6:47.316	1:40.416	61	7:19.305	2:39.002	51	8:58.671	5:39.934			
59	6:55.140	49.527	40	6:36.809	1:42.913	22	7:03.992	2:39.616	20	8:49.350	6:04.004			
61	7:04.667	59.054	37	6:54.382	1:51.819	30	6:51.680	2:53.882	8	11:18.424	1 Lap			
37	7:09.004	1:03.391	5	6:33.136	1:52.030	55	7:07.288	3:03.184						
22	7:10.718	1:05.105	31	6:53.249	1:55.460	51	7:09.088	3:03.856						
31	7:13.778	1:08.165	22	6:57.192	1:56.343	1	7:08.321	3:07.106						
40	7:17.671	1:12.058	51	7:04.002	2:15.487	47	7:06.048	3:11.241						
51	7:23.052	1:17.439	55	7:04.044	2:16.615	39	7:14.225	3:24.631						
55	7:24.138	1:18.525	1	7:00.609	2:19.504	20	7:24.093	3:37.247						
14	7:29.078	1:23.465	30	6:53.920	2:22.921	25	7:12.833	4:03.195						
5	7:30.461	1:24.848	47	7:04.591	2:25.912	49	7:28.761	4:04.639						
1	7:30.462	1:24.849	14	7:08.758	2:26.269	32	7:31.030	4:12.926						
47	7:32.888	1:27.275	39	7:08.591	2:31.125	12	7:28.177	4:24.444						
20	7:33.183	1:27.570	20	7:12.257	2:33.873	53	7:35.847	4:28.374						
39	7:34.101	1:28.488	49	7:24.117	2:56.597	9	7:44.295	4:49.997						
30	7:40.568	1:34.955	32	7:26.168	3:02.615	44	7:52.160	4:54.151						
49	7:44.047	1:38.434	25	7:13.554	3:11.081	60	7:50.850	5:07.803						
32	7:48.014	1:42.401	53	7:29.574	3:13.246	26	7:59.761	5:51.805						
53	7:55.239	1:49.626	12	7:25.915	3:16.986									
44	7:57.458	1:51.845	44	7:36.819	3:22.710									
12	8:02.638	1:57.025	34	7:31.654	3:24.754									
34	8:04.667	1:59.054	9	7:32.988	3:26.421									
9	8:05.000	1:59.387	60	7:30.189	3:37.672									
11	8:07.910	2:02.297	62	7:43.367	3:43.211									
25	8:09.094	2:03.481	11	7:52.802	3:49.145									
62	8:11.411	2:05.798	26	7:46.907	4:12.763									
60	8:19.050	2:13.437	17	8:25.098	5:01.171									
48	8:36.772	2:31.159	58	8:08.325	5:01.903									
26	8:37.423	2:31.810	48	8:40.346	5:05.551									
17	8:47.640	2:42.027	10	8:35.305	5:21.324									
18	8:50.968	2:45.355	18	8:42.109	5:21.510									
10	8:57.586	2:51.973	67	8:29.821	5:23.105									
21	9:03.247	2:57.634	21	8:36.015	5:27.695									
67	9:04.851	2:59.238	65	8:42.820	5:53.207									
58	9:05.145	2:59.532												
65	9:21.954	3:16.341												
33	9:50.291	3:44.678												
8	10:38.106	4:32.493												
Lap 2														
2	6:05.954													
Lap 3														
2	6:20.719													
15	6:08.239	4.085												
42	6:10.480	6.967												
46	6:18.584	11.851												
33	9:22.543	1 Lap												
72	6:33.235	47.977												
54	6:29.564	58.741												
Lap 4														
15	6:18.508													
42	6:19.539	3.913												
34	9:38.424	1 Lap												
58	8:08.716	1 Lap												
17	8:34.222	1 Lap												
2	7:20.090	57.497												
21	8:27.380	1 Lap												
10	8:40.727	1 Lap												
62	10:19.014	1 Lap												
54	6:43.403	1:19.551												
46	7:35.014	1:24.272												
11	10:25.651	1 Lap												
18	9:32.685	1 Lap												
5	6:42.822	2:17.606												
67	9:42.088	1 Lap												
43	7:50.186	2:38.329												
48	10:43.799	1 Lap												
70	8:08.483	3:11.481												
65	10:07.227	1 Lap												
57	8:03.475	3:18.256												
30	6:55.304	3:26.593												
40	7:42.848	3:28.551												
16	8:16.819	3:33.459												
Lap 5														
2	6:04.806													
32	9:25.564	1 Lap												
12	9:21.478	1 Lap												
53	9:19.395	1 Lap												
46	6:07.655	29.624												
15	7:34.188	31.885												
42	7:44.589	46.199												
60	9:05.668	1 Lap												
9	9:42.727	1 Lap												
34	8:32.024	1 Lap												
43	6:33.007	2:09.033												
26	9:46.980	1 Lap												
54	7:58.567	2:15.815												
11	7:49.314	1 Lap												
62	8:24.314	1 Lap												
70	6:34.755	2:43.933												
57	6:38.278	2:54.231												
5	7:52.704	3:08.007												
18	7:59.775	1 Lap												
16	6:39.280	3:10.436												
45	6:37.941	3:11.930												
40	6:55.125	3:21.373												
21	9:18.491	1 Lap												
67	8:14.121	1 Lap												
19	6:48.307	3:34.453												
36	6:53.532	3:41.849												
6	6:54.244	3:48.069												
17	10:12.050	1 Lap												
37	7:01.788	4:29.410												



8-9-10 | 20
JUILLET | 16



PLATEAU 1 - GRID 1
LE MANS CLASSIC 2016
RACE 3

Analysis by lap

Lapped

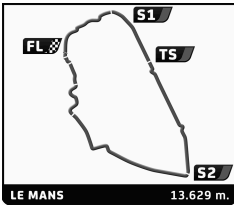
Nr	Lap Time	Gap	Nr	Lap Time	Gap	Nr	Lap Time	Gap	Nr	Lap Time	Gap	Nr	Lap Time	Gap
48	9:11.865	2 Laps												
43	6:25.041	3:03.119												
12	7:17.855	1 Lap												
54	6:30.615	3:21.703												
53	7:40.232	1 Lap												
40	6:14.445	3:52.466												
32	7:50.335	1 Lap												
70	6:37.864	3:58.601												
5	6:21.048	3:59.053												
33	9:05.675	2 Laps												
57	6:38.618	4:19.045												
16	6:40.048	4:25.345												
9	7:35.764	1 Lap												
45	6:35.032	4:27.264												
60	7:49.032	1 Lap												
19	6:48.155	5:11.423												
11	7:33.128	1 Lap												
6	7:01.178	5:55.112												
36	7:13.639	6:11.002												
8	9:20.086	2 Laps												
37	6:58.773	6:32.666												
31	6:59.754	6:35.650												
22	6:55.264	6:36.384												
26	8:06.511	1 Lap												
61	6:56.620	6:40.638												
34	8:29.388	1 Lap												
30	7:01.004	6:50.624												
25	7:04.042	6:52.806												
18	7:58.554	1 Lap												
62	8:04.683	1 Lap												
21	7:50.651	1 Lap												
67	8:02.406	1 Lap												

RICHARD MILLE





8-9-10 | 20
JUILLET | 16



PLATEAU 1 - GRID 1
LE MANS CLASSIC 2016
RACE 3

Sector Analysis

Personal Best Session Best B Crossing the finish line in pit lane

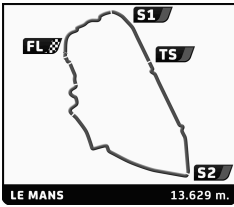
Table with columns: Lap, D, Time, Sector 1, Sector 2, Sector 3, T. Spd, Elapsed. Rows are grouped by race number (1-17) and car model. Includes driver names and lap times.

RICHARD MILLE





8-9-10 | 20
JUILLET | 16



PLATEAU 1 - GRID 1
LE MANS CLASSIC 2016
RACE 3

Sector Analysis

Personal Best Session Best B Crossing the finish line in pit lane

Table with columns: Lap, D, Time, Sector 1, Sector 2, Sector 3, T. Spd, Elapsed. Contains race data for various drivers and cars, including lap times and sector times.

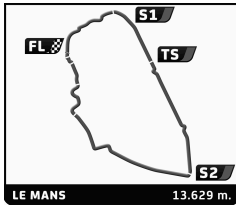
RICHARD MILLE

EFG





8-9-10 | 20
JUILLET | 16



PLATEAU 1 - GRID 1
LE MANS CLASSIC 2016
RACE 3

Sector Analysis

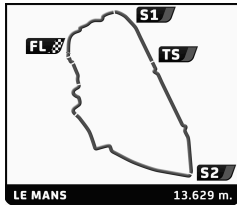
Personal Best Session Best B Crossing the finish line in pit lane

Table with columns: Lap, D, Time, Sector 1, Sector 2, Sector 3, T. Spd, Elapsed. Contains race data for drivers 34-48 across various car models like ALVIS Speed Twenty, BMW 328, etc.





8-9-10 | 20
JUILLET | 16



PLATEAU 1 - GRID 1
LE MANS CLASSIC 2016
RACE 3

Sector Analysis

Personal Best Session Best B Crossing the finish line in pit lane

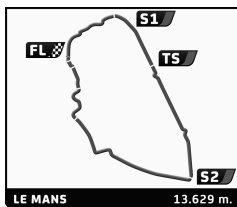
Table with columns: Lap, D, Time, Sector 1, Sector 2, Sector 3, T. Spd, Elapsed. Rows include driver names and lap times for various cars like BENTLEY 4,5i Tourer and ASTON MARTIN ULSTER.

Table with columns: Lap, D, Time, Sector 1, Sector 2, Sector 3, T. Spd, Elapsed. Rows include driver names and lap times for various cars like BUGATTI 44 and MORGAN 42464.





8-9-10 | 20 JUILLET | 16



PLATEAU 1 - GRID 1 LE MANS CLASSIC 2016 RACE 3

Sector Analysis

■ Personal Best
 ■ Session Best
 B Crossing the finish line in pit lane

Lap	D	Time	Sector 1	Sector 2	Sector 3	T. Spd	Elapsed	Lap	D	Time	Sector 1	Sector 2	Sector 3	T. Spd	Elapsed
2	1	8:29.821 B	1:17.272	3:15.594	3:56.955	110.7	17:34.672								
3	1	9:42.088	2:45.828	3:11.758	3:44.502	111.3	27:16.760								
4	1	8:14.121	1:17.556	3:10.303	3:46.262	129.3	35:30.881								
5	1	8:06.969	1:14.476	3:11.296	3:41.197	121.8	43:37.850								
6	1	8:02.406	1:13.837	3:06.266	3:42.303	131.5	51:40.256								

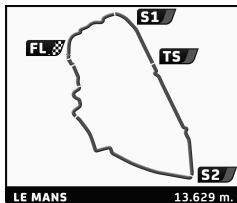
70		1. Trevor SWETE		INVICTA S Type - 1931		OS8	
1	1	6:40.128	1:07.978	2:31.333	3:00.817	178.5	6:40.128
2	1	6:36.106	1:01.852	2:33.491	3:00.763		13:16.234
3	1	6:41.643 B	1:01.643	2:32.093	3:07.907	171.0	19:57.877
4	1	8:08.483	2:33.827	2:34.310	3:00.346	164.1	28:06.360
5	1	6:34.755	1:02.206	2:31.248	3:01.301	174.3	34:41.115
6	1	6:34.321	1:01.782	2:30.474	3:02.065	177.1	41:15.436
7	1	6:37.864	1:01.367	2:36.190	3:00.307		47:53.300

72		1. Robert SPENCER		BUGATTI 35 B - 1928		OS3	
1	1	6:19.553	1:02.171	2:24.752	2:52.630	180.9	6:19.553
2	1	6:27.475	58.505	2:27.906	3:01.064	177.4	12:47.028
3	1	6:33.235	1:01.762	2:33.937	2:57.536	155.9	19:20.263





8-9-10 | 20
JUILLET | 16



SCRATCH PLATEAU 1

After Round 3

Final Combined Classification

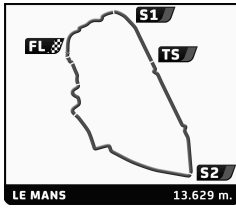
Table with columns: Nr. Drivers, Car, RACE 1, RACE 2, RACE 3, Laps, Time, Gap. Lists 64 drivers and their performance across three races.

RICHARD MILLE





8-9-10 | 20 JUILLET | 16



SCRATCH PLATEAU 1

After Round 3

Final Combined Classification

Nr. Drivers	Car	RACE 1	RACE 2	RACE 3	Laps	Time	Gap
-------------	-----	--------	--------	--------	------	------	-----

Stewards:	Timekeeper:
------------------	--------------------



Le Point



ARTCURIAL
// Motorcars



Clear Channel

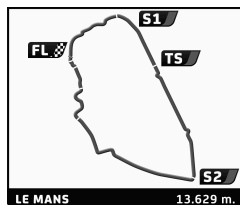


ALAIN FIGARET

NOSTALGIE



8 - 9 - 10 | 20 JUILLET | 16



PERFORMANCE INDEX PLATEAU 1

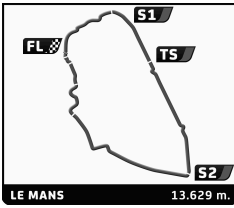
After Round 3

Final Combined Classification

Nr.	Drivers	Car	RACE 1	RACE 2	RACE 3	Index	Gap
1	22 D. MORRIS / P. DOWLING / S. CURTIS	MG Magnette K3 - 1934	18'53.942	19'51.259	18'41.500	57'26.702	
2	39 A. VAN DER KROFT / R. PLANT	MORGAN 4/4 TT Replica - 1937	18'55.958	19'29.018	19'12.017	57'36.994	10.291
3	42 J. BALLY / B. LESEUR	BMW 328 - 1938	20'50.937	22'07.773	20'20.837	1:03'19.548	5'52.845
4	20 A. SCHRAUWEN / M. VERLIEFDEN	SINGER Le Mans speed special - 1936	21'33.846	21'40.995	21'19.169	1:04'34.011	7'07.308
5	19 T. CHANOINE	RILEY TT Sprite - 1935	24'22.048	20'42.702	19'38.448	1:04'43.199	7'16.496
6	32 J. TURNER / W. MEDCALF	BENTLEY 3 Litres Speed Model - 1925	21'37.483	21'49.955	21'46.933	1:05'14.372	7'47.669
7	60 S. KING / P. ST CLAIR TISDALL	MORGAN 42464 - 1937	20'54.482	24'14.579	20'54.182	1:06'03.244	8'36.541
8	16 H. STAMM / P. DUBSKY	ASTON MARTIN 2 Litres Speed - 1937	21'34.408	22'45.825	21'45.019	1:06'05.253	8'38.550
9	2 C. TRABER / S. TRENER	TALBOT LAGO Ex. Monoplace décalée - 1939	21'30.256	22'55.324	21'57.349	1:06'22.930	8'56.227
10	15 A. OTTEN / D. HORBACH	BMW 328 - 1939	20'56.982	25'06.737	20'29.229	1:06'32.948	9'06.245
11	53 E. BRADLEY	ASTON MARTIN ULSTER - 1935	21'54.241	22'40.243	22'12.758	1:06'47.242	9'20.539
12	57 M. OVERINGTON / W. GREEN	BENTLEY 4,5l Blower - 1929	24'45.335	21'44.582	20'44.309	1:07'14.227	9'47.524
13	46 J. BRONSON / G. BURNETT	TALBOT 105 BGH 21 - 1934	22'31.781	23'05.301	22'19.830	1:07'56.913	10'30.210
14	55 P. CARTER / N. SWIFT	BENTLEY 4,5l Tourer - 1929	22'56.464	23'25.918	22'42.077	1:09'04.461	11'37.758
15	36 B. RIVETT / A. MITCHELL	BMW 328 - 1938	22'47.117	23'44.977	22'32.565	1:09'04.659	11'37.956
16	9 J. HUYGHUES DESPOINTE / J. DETROYES	RALLY NCP - 1934	22'48.443	23'43.411	22'33.854	1:09'05.708	11'39.005
17	51 N. BATCHELOR / K. KYVALOVA	BENTLEY 4,5l Tourer - 1928	23'02.625	23'46.790	22'43.604	1:09'33.020	12'06.317
18	54 M. BUGLER	LAGONDA LG 45 - 1937	23'22.065	24'15.094	23'38.201	1:11'15.360	13'48.657
19	11 L. SLIJPEN / C. VIGNAUD	BUGATTI T 43 GS - 1928	21'12.479	27'35.333	22'28.926	1:11'16.739	13'50.036
20	40 C. BALL / N. BALL	INVICTA S Type - 1931	23'18.345	24'15.529	23'53.582	1:11'27.457	14'00.754
21	12 H. SARAZIN	BENTLEY 3 Litres - 1926	23'29.274	24'31.549	23'33.794	1:11'34.618	14'07.915
22	67 L. SEBBA / P. COLE	MORGAN 42464 - 1937	23'18.338	26'11.514	22'18.277	1:11'48.130	14'21.427
23	65 R. AGA KHAN / A. PRILL / R. CLARK	SINGER Savoye Special - 1935	23'53.506	24'36.463	23'23.066	1:11'53.036	14'26.333
24	70 T. SWETE	INVICTA S Type - 1931	24'00.531	24'38.908	23'56.650	1:12'36.089	15'09.386
25	45 W. SCHAEFER / F. BRANDT	TALBOT AV 105 Alpine - 1934	24'42.913	24'43.563	24'10.981	1:13'37.458	16'10.755
26	61 H. BAUDON	ALFA ROMEO 8C Monza - 1932	27'49.761	24'03.423	22'45.901	1:14'39.086	17'12.383
27	31 N. PELLETT	TALBOT AV 105 Alpine - 1931	23'15.777	28'47.177	22'43.657	1:14'46.611	17'19.908
28	47 J. ERNST	BENTLEY 4,5l Blower - 1929	23'28.821	29'09.329	22'28.802	1:15'06.953	17'40.250
29	49 L. ROLNER	BENTLEY 4,5l Tourer - 1928	23'51.361	24'03.768	27'54.648	1:15'49.777	18'23.074
30	48 P. WILLS / J. POLSON	TALBOT 90 - 1930	23'02.162	31'07.320	25'19.033	1:19'28.516	22'01.813
31	18 P. KAPPELER / E. SCHORNO	ASTON MARTIN LM 2/4 - 1930	24'16.291	31'55.200	23'46.969	1:19'58.461	22'31.758
32	34 R. WADMAN / J. HULBERT	ALVIS Speed Twenty SB - 1934	28'40.165	27'14.204	26'35.507	1:22'29.877	25'03.174
33	21 P. MELLINGER / T. GELMINI	ALFA ROMEO 6C 2500 SS - 1938	27'37.732	28'42.119	26'48.414	1:23'08.266	25'41.563
34	6 M. GROSS / D. BIGIONI	BMW 328 - 1937	24'18.463	37'48.000	23'46.414	1:25'52.878	28'26.175
35	62 T. CHANOINE / M. SCHYRR / M. PLAISANT	RILEY TT Sprite - 1935	28'21.687	30'48.152	26'47.582	1:25'57.422	28'30.719
36	37 P. BESSADE	DELAGE D6-70 SPECIAL - 1936	44'53.250	24'03.170	23'02.066	1:31'58.985	34'32.282
37	33 P. WYBROW / G. WESTON / M. DOHERTY	CITROËN C4 Roadster - 1932	30'48.172	31'11.539	30'19.087	1:32'18.799	34'52.096
38	26 P. GRUAU / J. GAIGNARD	MG PA - 1934	22'05.929	49'12.600	21'49.401	1:33'07.931	35'41.228
39	14 R. EMMERLING	RILEY 9 l.p. Brooklands Speed Model - 1928	16'35.052	16'48.520	1:01'50.700	1:35'14.273	37'47.570
40	17 J. BUSSOLINI / J. BUSSOLINI	PEUGEOT 402 Daromat - 1938	27'58.467	44'53.250	28'03.875	1:40'55.592	43'28.889
41	44 A. LINDEMANN / R. BLAKEMORE	ASTON MARTIN ULSTER - 1935	22'31.820	26'36.000	53'12.000	1:42'19.820	44'53.117
42	1 P. BEHR	BENTLEY 4,5l Le Mans - 1926	22'25.369	23'36.709	57'11.400	1:43'13.478	45'46.775
43	10 J. POTTER / I. STANDING	RILEY Brooklands - 1930	20'02.539	49'12.600	36'54.450	1:46'09.589	48'42.886
44	59 P. GRANT / E. STAES	BMW 328 - 1939	23'00.587	23'46.238	59'51.000	1:46'37.825	49'11.122
45	30 A. GRAIGNIC / P. BRUNNER	BUGATTI 35 - 1925	19'57.899	1:17'48.300	19'47.675	1:57'33.875	1:00'07.172
46	72 R. SPENCER	BUGATTI 35 B - 1928	1:17'48.300	19'43.180	51'52.200	2:29'23.680	1:31'56.977
47	8 P. JULIEN	MG MIDGET PA - 1935	25'50.233	2:27'37.800	25'59.280	3:19'27.313	2:22'00.610
48	43 M. HALUSA / A. AMES / N. Von DOENHOFF / L. HALUSA	ALFA ROMEO 8C 2300 - 1932	2:59'33.000	25'07.261	21'08.118	3:45'48.279	2:48'21.576
49	58 J. DUBRULLE / G. DUBRULLE / A. MARGUERITTE	BUGATTI 44 - 1929	2:35'36.600	26'52.642	51'52.200	3:54'21.442	2:56'54.739
50	5 P. PETER / P. SIMON	BMW 328 - 1938	23'27.179	3:09'00.000	22'54.188	3:55'21.368	2:57'54.665
51	27 F. COINTREAU / O. du BOUCHERON / P. COUSSEAU / G. LE METAYER	BUGATTI 51 - 1932	22'09.020	35'54.600	2:59'33.000	3:57'36.620	3:00'09.917
52	25 R. RICCI / F. STOEISSER	BMW 328 - 1938	26'15.634	2:59'33.000	1:19'59.820	4:45'48.454	3:48'21.751
53	23 P. CHASE-GARDENER / D. ALLEN	ASTON MARTIN 2 Litres Speed - 1937	23'06.799	1:34'30.000	3:09'00.000	5:06'36.799	4:09'10.096
54	24 J. CASTELEIN	MERCEDES-BENZ SSK - 1929	28'35.700	2:51'34.200	2:51'34.200	6:11'44.100	5:14'17.397
55	38 H. OSTMANN / H. SCHNEIDER	LAGONDA Rapier - 1936	59'51.000	2:59'33.000	2:59'33.000	6:58'57.000	6:01'30.297
56	66 R. AGA KHAN / A. PRILL / R. CLARK / A. TAIT	MG PA - 1934	2:27'37.800	2:27'37.800	2:27'37.800	7:28'52.500	6:25'26.697
57	35 R. LEWIS	LAGONDA V12 LE MANS - 1939	49'52.500	3:19'30.000	3:19'30.000	7:28'52.500	6:31'25.797
58	29 V. ALLARDET	RILEY TT Sprite - 1934	2:39'36.000	2:39'36.000	2:39'36.000	7:58'48.000	7:01'21.297
59	41 C. SOUBISE / R. SALMON	BUGATTI 35 B - 1928	2:43'48.000	2:35'36.600	2:43'48.000	8:03'12.600	7:05'45.897
60	4 M. HINDERER / P. HINDERER / M. STRETTON	TALBOT 105 - 1934	2:59'33.000	2:59'33.000	2:59'33.000	8:58'39.000	8:01'12.297
61	64 N. BERT / P. ADYNS	BMW 328 - 1937	2:59'33.000	2:59'33.000	2:59'33.000	8:58'39.000	8:01'12.297
62	7 R. RONDONI	BMW 328 - 1939	2:59'33.000	2:59'33.000	2:59'33.000	8:58'39.000	8:01'12.297
63	56 R. REAY SMITH	LAGONDA LG 45 - 1936	3:19'30.000	3:19'30.000	3:19'30.000	9:58'30.000	9:01'03.297
64	68 P. NEUMARK / A. HALL	TALBOT 105 - 1933	3:19'30.000	3:19'30.000	3:19'30.000	9:58'30.000	9:01'03.297



8-9-10 | 20 JUILLET | 16



PERFORMANCE INDEX PLATEAU 1

After Round 3

Provisional Combined Classification

Nr. Drivers	Car	RACE 1	RACE 2	RACE 3	Index	Gap
-------------	-----	--------	--------	--------	-------	-----

Race Director:	Timekeeper:
-----------------------	--------------------

