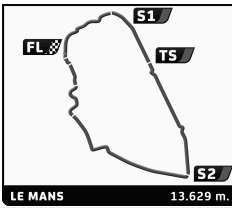




8-9-10 | 20
JUILLET | 16



PLATEAU 2 - GRID 2
LE MANS CLASSIC 2016
QUALIFYING

Amended

Final Classification

Table with columns: Nr. Drivers, Car, Cl, Time, Lap, Total, Gap, Kph. Lists 68 drivers and their performance metrics.

Not classified:

Table listing drivers not classified, including C. JOY, G. de LACRETELLE, A. WHEELER, etc.

Fastest Lap: Andy WALLACE 5:02.061 162.4 Kph

CAR N° 28 BEST LAP TIME DELETED DUE TO OVERSPEED IN PITLANE

Published at:

Track Status: DRY

Stewards:

Timekeeper:

RICHARD MILLE



Le Point

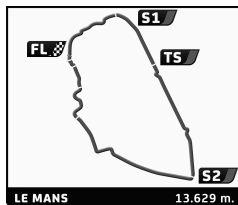


ARTCURIAL // Motorcars





8-9-10 | 20
JUILLET | 16



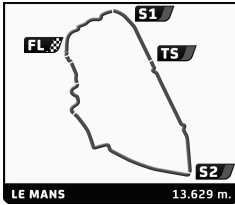
PLATEAU 2 - GRID 2
LE MANS CLASSIC 2016
QUALIFYING

Best Sector Times

SECTOR 1			SECTOR 2		SECTOR 3		Pos	Nr	Ideal Lap	Best Lap
Pos	Nr	Time	Nr	Time	Nr	Time				
1	36	48.051	6	1:51.340	36	2:21.465	1	36	5:01.151	5:04.564 (2)
2	6	48.569	36	1:51.635	6	2:21.782	2	6	5:01.691	5:02.061 (1)
3	28	49.411	28	1:55.587	28	2:23.431	3	28	5:08.429	5:08.429 (3)
4	25	50.703	25	1:57.667	25	2:26.928	4	25	5:15.298	5:15.607 (4)
5	5	51.447	48	2:00.914	48	2:28.522	5	48	5:21.056	5:21.056 (5)
6	48	51.620	43	2:00.958	43	2:30.162	6	43	5:24.143	5:24.980 (7)
7	68	52.255	5	2:01.515	5	2:31.590	7	5	5:24.552	5:24.649 (6)
8	31	52.452	31	2:03.053	46	2:35.384	8	31	5:31.279	5:34.948 (8)
9	21	52.623	23	2:04.033	31	2:35.774	9	21	5:35.780	5:38.152 (10)
10	43	53.023	21	2:05.575	72	2:36.481	10	68	5:37.400	5:42.192 (13)
11	23	54.016	68	2:07.077	63	2:37.535	11	23	5:38.748	5:38.748 (11)
12	63	54.061	14	2:08.241	21	2:37.582	12	63	5:40.085	5:40.682 (12)
13	42	54.120	63	2:08.489	68	2:38.068	13	14	5:40.930	5:43.571 (14)
14	14	54.242	39	2:09.301	14	2:38.447	14	42	5:43.240	5:43.842 (15)
15	16	54.500	72	2:10.137	42	2:38.697	15	72	5:44.188	5:44.188 (16)
16	47	54.501	42	2:10.423	23	2:40.699	16	16	5:46.885	5:50.828 (18)
17	33	54.852	16	2:11.062	16	2:41.323	17	33	5:47.929	5:48.179 (17)
18	17	55.537	33	2:11.607	33	2:41.470	18	4	5:52.408	5:53.419 (19)
19	39	55.924	4	2:12.833	4	2:42.625	19	70	5:54.186	5:54.186 (20)
20	30	56.425	70	2:13.062	30	2:43.746	20	30	5:54.870	5:56.024 (22)
21	65	56.439	51	2:13.800	70	2:44.503	21	51	5:55.442	5:57.447 (23)
22	40	56.440	30	2:14.699	47	2:44.691	22	39	5:55.824	6:09.482 (29)
23	70	56.621	40	2:15.570	51	2:44.868	23	47	5:55.875	5:55.875 (21)
24	51	56.774	65	2:15.898	40	2:44.885	24	40	5:56.895	5:59.396 (24)
25	4	56.950	47	2:16.683	65	2:45.545	25	65	5:57.882	6:00.687 (25)
26	2	57.480	17	2:17.832	53	2:47.304	26	17	6:01.627	6:03.654 (26)
27	72	57.570	49	2:17.843	17	2:48.258	27	53	6:04.570	6:05.169 (27)
28	73	58.372	34	2:18.455	2	2:49.426	28	2	6:05.562	6:05.562 (28)
29	57	58.430	53	2:18.602	39	2:50.599	29	34	6:11.408	6:14.837 (30)
30	53	58.664	2	2:18.656	34	2:52.926	30	49	6:15.070	6:21.840 (35)
31	26	58.836	1	2:20.349	26	2:54.975	31	57	6:15.944	6:16.696 (31)
32	49	59.254	57	2:21.853	35	2:55.016	32	26	6:16.001	6:17.187 (32)
33	60	59.270	26	2:22.190	57	2:55.661	33	73	6:21.060	6:21.060 (34)
34	22	59.313	20	2:22.668	73	2:57.269	34	1	6:21.529	6:25.584 (37)
35	8	59.608	54	2:22.748	64	2:57.653	35	64	6:21.852	6:21.852 (36)
36	1	59.707	64	2:23.443	49	2:57.973	36	22	6:24.589	6:26.767 (39)
37	44	59.786	73	2:25.419	22	2:58.454	37	54	6:25.941	6:29.160 (40)
38	34	1:00.027	71	2:26.170	8	2:58.763	38	8	6:26.441	6:26.441 (38)
39	64	1:00.756	22	2:26.822	60	3:01.108	39	60	6:28.267	6:31.120 (42)
40	71	1:01.434	60	2:27.889	1	3:01.473	40	20	6:29.213	6:29.213 (41)
41	54	1:01.682	8	2:28.070	54	3:01.511	41	71	6:29.993	6:34.349 (43)
42	61	1:01.933	29	2:28.480	20	3:02.349	42	29	6:36.630	6:42.791 (47)
43	19	1:02.272	19	2:30.499	71	3:02.389	43	44	6:39.076	6:40.547 (45)
44	29	1:03.157	61	2:32.405	66	3:04.678	44	19	6:39.181	6:39.852 (44)
45	66	1:03.185	66	2:33.181	29	3:04.993	45	66	6:41.044	6:41.621 (46)
46	20	1:04.196	44	2:34.200	44	3:05.090	46	61	6:50.251	7:01.684 (49)
47	52	1:04.272	3	2:38.500	19	3:06.410	47	52	6:52.702	6:53.676 (48)
48	69	1:04.278	52	2:39.898	52	3:08.532	48	55	7:04.441	7:24.732 (55)
49	10	1:04.695	10	2:42.888	55	3:12.838	49	69	7:10.032	7:10.810 (50)
50	55	1:06.713	67	2:43.250	61	3:15.913	50	27	7:10.838	7:11.585 (51)
51	27	1:07.103	27	2:43.942	69	3:19.485	51	10	7:11.791	7:11.791 (52)
52	41	1:08.337	24	2:44.317	27	3:19.793	52	24	7:13.415	



8-9-10 | 20
JUILLET | 16



PLATEAU 2 - GRID 2
LE MANS CLASSIC 2016
QUALIFYING

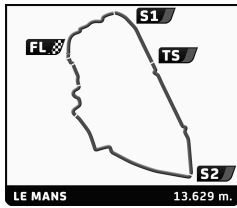
Best Sector Times

SECTOR 1			SECTOR 2			SECTOR 3				
Pos	Nr	Time	Nr	Time	Nr	Time	Pos	Nr	Ideal Lap	Best Lap
53	9	1:08.497	55	2:44.890	24	3:20.261	53	9	7:21.172	7:22.063 (54)
54	24	1:08.837	12	2:45.032	18	3:20.713	54	62	7:21.242	7:34.935 (57)
55	67	1:10.131	69	2:46.269	9	3:21.220	55	67	7:23.166	7:26.848 (56)
56	12	1:11.542	62	2:48.161	62	3:21.421	56	12	7:27.333	7:35.019 (58)
57	62	1:11.660	41	2:50.500	10	3:24.208	57	41	7:27.925	7:39.046 (59)
58	37	1:13.184	9	2:51.455	41	3:29.088	58	50	7:52.286	8:02.050 (60)
59	50	1:17.298	50	2:56.906	67	3:29.785	59	37	8:09.527	8:15.655 (61)
60	58	1:18.285	45	3:04.224	12	3:30.759	60	58	8:23.236	8:23.236 (62)
61	76	1:26.712	37	3:08.268	50	3:38.082	61	45	8:24.714	8:50.211 (64)
62	45	1:29.146	76	3:11.468	37	3:48.075	62	76	8:31.307	8:38.713 (63)
63	59	11:53.708	58	3:12.741	15	3:48.943	63	59	19:22.095	19:47.788 (66)
64	3	15:37.985	59	3:26.248	45	3:51.344	64	32	0:00.000	





8-9-10 | 20
JUILLET | 16



PLATEAU 2 - GRID 2
LE MANS CLASSIC 2016
QUALIFYING

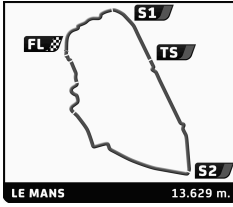
Best Top Speeds

Table with columns: Nr, Car, Class, Top Speed Driver, Top 1 (Kph, Lap), Top 2 (Kph, Lap), Top 3 (Kph, Lap), Top 4 (Kph, Lap), Top 5 (Kph, Lap), Avg. Lists race participants and their performance metrics.





8-9-10 | 20 JUILLET | 16



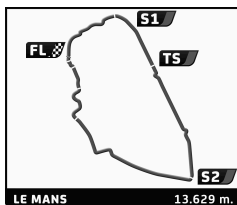
PLATEAU 2 - GRID 2 LE MANS CLASSIC 2016 QUALIFYING

Best Top Speeds

Nr	Car	Class	Top Speed Driver	Top 1		Top 2		Top 3		Top 4		Top 5		Avg
				Kph	Lap	Kph	Lap	Kph	Lap	Kph	Lap	Kph	Lap	
8	DB HBR Barquette - 1957	TSRC1A	P. MAHUL											
7	TRIUMPH TR2 - 1954	GTS1	G. de LACRETELLE											
55	CADILLAC Series 61 - 1950	GTS2	I. ROWLEY											
46	PORSCHE 356 Pre A - 1954	GTS1	G. BURNETT											
69	DB HBR - 1958	TSRC2B	F. FOUQUET-HATEVAN											
59	JAGUAR XK 120 - 1949	GTS2	S. THOMAS											
31	COOPER T39 - 1955	TSRC3A	J. CLARK											
72	AUSTIN HEALEY 100 M - 1955	GTS7	G. ROBSON											
36	JAGUAR Type C - 1952	TSRC6A	C. WARD											
19	PORSCHE 550 Spyder - 1955	TSRC3A	N. D'ETEREN											
67	MORGAN 4 - 1953	GTP2	L. SEBBA											
56	ASTON MARTIN DB2/4 - 1954	GTS2												
15	ALLARD J2X Le Mans - 1952	TSRC6A	M. MÜLLER-WREDE											
40	JAGUAR XK 140 FHC - 1955	GTS7	P. NEUMARK											
18	LANCIA Aurelia B 20 - 1953	GTS2	C. DE MIGUEL											
11	PANHARD Monopole - 1956	TSRC2A	F. COINTREAU											
38	MERCEDES BENZ 300 SL - 1955	GTS7												
35	MERCEDES BENZ 300 SL - 1955	GTS7	E. OELSCHLAGEL											
75	ALLARD J2 - 1951	TSRC6A												
20	ASTON MARTIN DB2 - 1951	GTS2	M. VERLIEFDEN											
70	MASERATI A6 GCS Barchetta - 1955	TSRC4A	M. ELICABE											
30	PORSCHE 356 Pre A coupé 1900S - 1954	GTS1	J. PENILLARD											
60	COOPER T39 - 1955	TSRC3A	A. HERRMANN DE MELRISSÉ											



8-9-10 | 20
JUILLET | 16



PLATEAU 2 - GRID 2
LE MANS CLASSIC 2016
QUALIFYING

Fastest Lap Sequence

Practice Time	Drivers	Car	Class	Time	Kph	Lap
34:25.144	35 E. OELSCHLAGEL / G. OELSCHLAGEL	MERCEDES BENZ 300 SL - 1955	GTS7	25:01.328	32,7	2
34:54.351	8 P. MAHUL	DB HBR Barquette - 1957	TSRC1A	24:29.925	33,4	2
35:57.522	18 C. DE MIGUEL / L. DELSO / C. STEUER	LANCIA Aurelia B 20 - 1953	GTS2	23:09.544	35,3	2
38:24.492	25 N. CHAMBON	MASERATI 300 S - 1955	TSRC5A	5:15.607	155,5	3
39:22.524	6 A. WALLACE	JAGUAR Type D - 1955	TSRC6A	5:02.061	162,4	2



Le Point

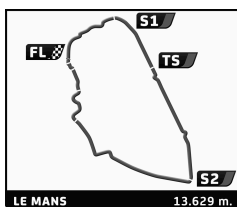


ARTCURIAL
// Motorcars





8-9-10 | 20 JUILLET | 16



PLATEAU 2 - GRID 2 LE MANS CLASSIC 2016 QUALIFYING

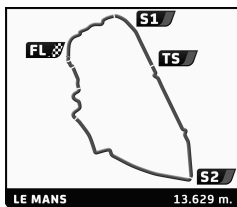
Analysis

Personal Best Session Best B Crossing the finish line in pit lane

Lap	D	Time	Sector 1	Sector 2	Sector 3	Kph	Elapsed	Lap	D	Time	Sector 1	Sector 2	Sector 3	Kph	Elapsed
1. Laurent DESPLACES 2. Jean-Luc BOIS								ASTON MARTIN DB2 - 1950 GTS2							
1	1	15:10.486	B	4:06.148	4:45.310	6:19.028	53.9	15:10.486							
2	1	19:26.875		...	2:36.846	3:07.543	42.0	34:37.359							
3	1	6:27.727	1:01.490	2:24.764	3:01.473	126.5	41:05.086								
4	1	6:31.540	1:01.668	2:25.102	3:04.770	125.3	47:36.626								
5	1	7:07.617	1:31.451	2:31.530	3:04.636	114.7	54:44.243								
6	1	6:25.584	1:00.508	2:22.272	3:02.804	127.2	1:01:09.827								
7	1	6:53.375	59.707	2:20.349	3:33.319	118.7	1:08:03.202								
8	1	6:25.703	1:00.356	2:21.161	3:04.186	127.2	1:14:28.905								
2. Erich TRABER 3. Spencer TRENERY 4. Jurg KONIG								FIAT 8V Zagato - 1953 GTS1							
1	1	9:16.739	B	1:54.610	3:06.378	4:15.751	88.1	9:16.739							
2	1	25:35.060	B	...	2:36.745	3:21.003	32.0	34:51.797							
3	1	10:26.783	4:16.797	2:56.755	3:13.231	78.3	45:18.580								
4	1	6:56.134	B	1:05.943	2:34.873	3:15.318	117.9	52:14.714							
5	1	8:31.104	3:08.568	2:27.800	2:54.736	96.0	1:00:45.818								
6	1	6:42.236	58.877	2:20.690	3:22.669	122.0	1:07:28.054								
7	1	6:05.562	57.480	2:18.656	2:49.426	134.2	1:13:33.616								
3. Clive JOY 2. Jarrah VENABLES								JAGUAR Type D - 1955 TSRC6A							
1	1	14:17.853	B	3:21.350	4:45.088	6:11.415	57.2	14:17.853							
4. Diego MEIER								FERRARI 225 S - 1952 GTS2							
1	1	9:24.500	B	2:02.614	3:03.364	4:18.522	86.9	9:24.500							
2	1	25:19.474		...	2:30.625	2:56.861	32.3	34:43.972							
3	1	6:13.005	59.399	2:18.560	2:55.046	131.5	40:56.977								
4	1	6:02.280	57.286	2:18.286	2:46.708	135.4	46:59.257								
5	1	6:20.136	1:11.819	2:17.596	2:50.721	129.1	53:19.393								
6	1	5:56.642	56.950	2:14.240	2:45.452	137.6	59:16.035								
7	1	6:16.430	57.095	2:13.374	3:05.961	130.3	1:05:32.465								
8	1	5:53.419	57.961	2:12.833	2:42.625	138.8	1:11:25.884								
5. Serge KRINKOFF SEISS								LOTUS XI 1500 - 1956 TSRC3A							
1	1	34:57.316		...	2:36.378	2:49.769	23.4	34:57.316							
2	1	5:46.241	55.269	2:10.647	2:40.325	141.7	40:43.555								
3	1	5:32.293	53.422	2:04.696	2:34.175	147.7	46:15.848								
4	1	5:26.975	51.447	2:02.554	2:32.974	150.1	51:42.823								
5	1	5:24.649	51.544	2:01.515	2:31.590	151.1	57:07.472								
6	1	6:47.127	B	52.802	2:11.738	3:42.587	120.5	1:03:54.599							
7	1	7:15.507	2:36.638	2:04.820	2:34.049	112.7	1:11:10.106								
6. Andy WALLACE								JAGUAR Type D - 1955 TSRC6A							
1	1	34:20.465		...	2:15.430	2:31.479	23.8	34:20.465							
2	1	5:02.061	48.569	1:51.710	2:21.782	162.4	39:22.524								
3	1	5:04.125	48.674	1:51.340	2:24.111	161.3	44:26.649								
4	1	5:04.375	49.322	1:51.429	2:23.624	161.2	49:31.024								
5	1	6:06.572	B	1:31.748	1:54.580	2:40.244	133.8	55:37.596							
7. Geoffroy de LACRETELLE 2. Andrew WHEELER								TRIUMPH TR2 - 1954 GTS1							
1	1	11:54.815	B					5:08.542	68.6	11:54.815					
8. Pierre-Henry MAHUL								DB HBR Barquette - 1957 TSRC1A							
1	1	10:24.428	B	2:18.503	3:44.331	4:21.594	78.6	10:24.428							
2	1	24:29.925		...	2:39.713	3:02.675	33.4	34:54.351							
3	1	6:32.444	1:01.456	2:32.130	2:58.858	125.0	41:26.795								
4	1	7:52.030	B	1:01.694	2:30.416	4:19.920	103.9	49:18.825							
5	1	11:58.813	6:16.393	2:29.371	3:13.049	68.3	1:01:17.638								
6	1	6:47.899	1:00.361	2:29.111	3:18.427	120.3	1:08:05.537								
7	1	6:26.441	59.608	2:28.070	2:58.763	127.0	1:14:31.978								
9. Jean-Marc HUYGHUES DESPOIS 2. Daniel Patrick BROOKS								DB HBR5 - 1956 TSRC2B							
1	1	36:37.845		...	3:21.094	3:42.601	22.3	36:37.845							
2	1	7:59.677	B	1:13.300	2:59.283	3:47.094	102.3	44:37.520							
3	1	9:15.688	2:55.370	2:54.643	3:25.675	88.3	53:53.208								
4	1	7:28.815	1:09.988	2:53.598	3:25.229	109.3	1:01:22.023								
5	1	7:24.404	1:08.497	2:52.359	3:23.548	110.4	1:08:46.427								
6	1	7:22.063	1:09.388	2:51.455	3:21.220	111.0	1:16:08.490								
10. François COINTREAU 2. Jean LAURENT-BELLUE								TALBOT T26 GS - 1951 TSRC6A							
1	1	15:24.770	B	4:30.610	5:22.245	5:31.915	53.1	15:24.770							
2	1	22:28.309		...	2:59.021	3:26.184	36.4	37:53.077							
3	1	7:11.791	1:04.695	2:42.888	3:24.208	113.6	45:04.868								
11. François COINTREAU 2. Alfred COINTREAU								PANHARD Monopole - 1956 TSRC2A							
1	1	37:34.763				4:21.067	21.8	37:34.761							
2	1	9:22.363				4:12.234	87.2	46:57.124							
3	1	13:25.498	B			4:58.269	60.9	1:00:22.622							
12. Jean LAURENT-BELLUE 2. Thierry PASCAULT								FRAZER NASH Le Mans Coupé - 1954 GTS1							
1	1	10:28.909	B	2:19.065	3:49.984	4:19.860	78.0	10:28.909							
2	1	26:17.444		...	3:17.024	3:44.861	31.1	36:46.351							
3	1	7:38.554	1:14.524	2:53.271	3:30.759	107.0	44:24.905								
4	1	7:35.019	B	1:11.734	2:45.032	3:38.253	107.8	51:59.924							
5	1	9:31.647	2:51.393	3:02.063	3:38.191	85.8	1:01:31.571								
6	1	7:36.439	1:13.444	2:51.744	3:31.251	107.5	1:09:08.010								
7	1	7:36.584	1:11.542	2:52.744	3:32.298	107.5	1:16:44.594								
14. Andrew SMITH								JAGUAR XK 120 - 1952 GTS2							
1	1	13:48.212	B	3:09.262	4:43.035	5:55.915	59.2	13:48.212							
2	1	21:34.823		...	2:47.722	2:50.250	37.9	35:23.033							
3	1	5:54.412	57.936	2:15.310	2:41.166	138.4	41:17.445								
4	1	5:44.489	54.559	2:11.483	2:38.447	142.4	47:01.934								
5	1	6:13.945	1:13.470	2:13.847	2:46.628	131.2	53:15.879								
6	1	5:43.571	54.242	2:08.241	2:41.088	142.8	58:59.450								
7	1	6:41.426	B	55.844	2:11.125	3:34.457	122.2	1:05:40.876							



8-9-10 | 20
JUILLET | 16



PLATEAU 2 - GRID 2
LE MANS CLASSIC 2016
QUALIFYING

Analysis

Personal Best Session Best B Crossing the finish line in pit lane

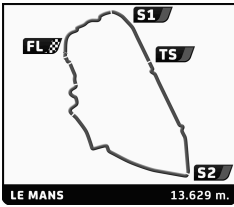
Table with columns: Lap, D, Time, Sector 1, Sector 2, Sector 3, Kph, Elapsed. Rows are grouped by driver number (15-27) and include car models and driver names. Data includes lap times and sector times.

RICHARD MILLE





8-9-10 | 20
JUILLET | 16



PLATEAU 2 - GRID 2
LE MANS CLASSIC 2016
QUALIFYING

Analysis

Personal Best Session Best B Crossing the finish line in pit lane

Table with 14 columns: Lap, D, Time, Sector 1, Sector 2, Sector 3, Kph, Elapsed. Rows 4-7 showing lap times for various drivers.

Driver 28: 1.Carlos MONTEVERDE, 2.Gary PEARSON. JAGUAR Type D - 1955. Table with 7 columns: Lap, D, Time, Sector 1, Sector 2, Sector 3, Elapsed. Rows 1-8.

Driver 34: 1.Richard THORNE, 2.Roger WHITESIDE. MORGAN 4 - 1954. Table with 7 columns: Lap, D, Time, Sector 1, Sector 2, Sector 3, Elapsed. Rows 1-4.

Driver 29: 1.Glynn ALLEN, 2.Mark Lee MIDGLEY. ASTON MARTIN DB2 Lightweight - 1951. Table with 7 columns: Lap, D, Time, Sector 1, Sector 2, Sector 3, Elapsed. Rows 1-6.

Driver 35: 1.Erich OELSCHLAGEL, 2.Georg OELSCHLAGEL. MERCEDES BENZ 300 SL - 1955. Table with 7 columns: Lap, D, Time, Sector 1, Sector 2, Sector 3, Elapsed. Rows 1-7.

Driver 30: 1.Jean-Francois PENILLARD. PORSCHE 356 Pre A coupé 1500S - 1954. Table with 7 columns: Lap, D, Time, Sector 1, Sector 2, Sector 3, Elapsed. Rows 1-8.

Driver 36: 1.Chris WARD. JAGUAR Type C - 1952. Table with 7 columns: Lap, D, Time, Sector 1, Sector 2, Sector 3, Elapsed. Rows 1-7.

Driver 31: 1.John CLARK. COOPER T39 - 1955. Table with 7 columns: Lap, D, Time, Sector 1, Sector 2, Sector 3, Elapsed. Rows 1-7.

Driver 37: 1.Olivier du BOUCHERON, 3.Olivia du BOUCHERON, 2.Alexandra BOUCHERON. FIAT 1500 Spéciale - 1950. Table with 7 columns: Lap, D, Time, Sector 1, Sector 2, Sector 3, Elapsed. Rows 1-6.

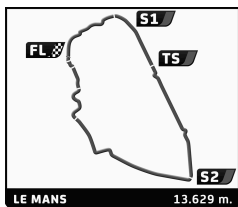
Driver 32: 1.Jonathan TURNER, 2.Rupert BULLOCK. AUSTIN HEALEY 100/4 - 1953. Table with 7 columns: Lap, D, Time, Sector 1, Sector 2, Sector 3, Elapsed. Rows 1-2.

Driver 39: 1.Nicholas RUDDALL. ASTON MARTIN DB2/4 - 1954. Table with 7 columns: Lap, D, Time, Sector 1, Sector 2, Sector 3, Elapsed. Rows 1-8.

Driver 33: 1.Franck AUGIS, 2.Pierre BUFFET. AUSTIN HEALEY 100 BN 1 - 1954. Table with 7 columns: Lap, D, Time, Sector 1, Sector 2, Sector 3, Elapsed. Rows 1-2.



8-9-10 | 20
JUILLET | 16



PLATEAU 2 - GRID 2
LE MANS CLASSIC 2016
QUALIFYING

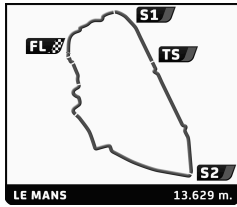
Analysis

Personal Best Session Best B Crossing the finish line in pit lane

Table with columns: Lap, D, Time, Sector 1, Sector 2, Sector 3, Kph, Elapsed. Rows are grouped by car number (40-50) and driver names. Includes lap times and sector times.



8-9-10 | 20
JUILLET | 16



PLATEAU 2 - GRID 2
LE MANS CLASSIC 2016
QUALIFYING

Analysis

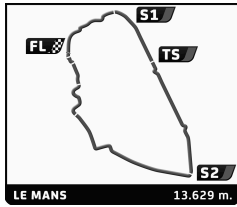
Personal Best Session Best B Crossing the finish line in pit lane

Table with columns: Lap, D, Time, Sector 1, Sector 2, Sector 3, Kph, Elapsed. Rows are grouped by driver number (51-64) and include car models and driver names.





8-9-10 | 20
JUILLET | 16



PLATEAU 2 - GRID 2
LE MANS CLASSIC 2016
QUALIFYING

Analysis

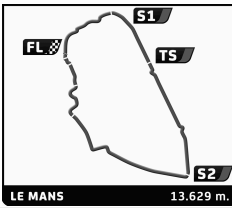
Personal Best Session Best B Crossing the finish line in pit lane

Table with columns: Lap, D, Time, Sector 1, Sector 2, Sector 3, Kph, Elapsed. Contains data for drivers 65-76 across various car models like Porsche 356, Morgan 4, Austin Healey, etc.





8-9-10 | 20
JUILLET | 16



PLATEAU 2 - GRID 2
LE MANS CLASSIC 2016
NIGHT SESSION

Classification

Table with columns: Nr. Drivers, Car, Cl, Time, Lap, Total, Gap, Kph. Lists race results for 73 drivers.

Fastest Lap Lap 4 Chris WARD 5:08.717 158.9 Kph

Published at:

Track Status: DRY

Table with Race Director and Timekeeper fields.

RICHARD MILLE



08/07/2016 Page 1 / 1



Le Point

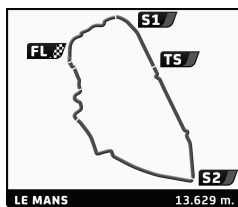


ARTCURIAL // Motorcars





8-9-10 | 20 JUILLET | 16



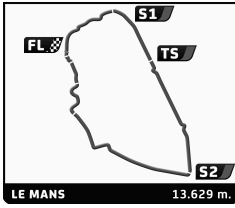
PLATEAU 2 - GRID 2 LE MANS CLASSIC 2016 NIGHT SESSION

Best Sector Times

SECTOR 1			SECTOR 2		SECTOR 3		Pos	Nr	Ideal Lap	Best Lap
Pos	Nr	Time	Nr	Time	Nr	Time				
1	36	48.448	6	1:53.999	6	2:22.576	1	6	5:05.875	5:13.636 (2)
2	6	49.300	36	1:54.430	36	2:25.020	2	36	5:07.898	5:08.717 (1)
3	48	52.279	38	1:59.736	48	2:33.359	3	48	5:28.279	5:28.628 (3)
4	25	52.729	25	2:01.976	5	2:35.274	4	38	5:29.012	5:32.838 (5)
5	5	52.807	48	2:02.641	38	2:35.429	5	25	5:30.719	5:30.719 (4)
6	42	53.545	5	2:07.022	72	2:35.541	6	5	5:35.103	5:35.103 (6)
7	38	53.847	72	2:08.812	25	2:36.014	7	72	5:40.383	5:38.248 (7)
8	14	54.246	14	2:09.473	42	2:39.626	8	42	5:45.393	5:45.407 (8)
9	31	55.148	31	2:10.844	14	2:41.687	9	14	5:45.406	5:45.922 (9)
10	33	55.782	42	2:12.222	70	2:44.247	10	31	5:52.520	5:56.547 (11)
11	72	56.030	70	2:13.363	33	2:45.467	11	70	5:54.100	5:54.599 (10)
12	70	56.490	4	2:13.995	31	2:46.528	12	33	5:56.536	5:58.100 (12)
13	51	56.913	65	2:14.728	4	2:47.265	13	4	5:58.395	6:04.476 (13)
14	4	57.135	39	2:15.140	46	2:48.079	14	53	6:05.388	6:06.451 (15)
15	23	57.599	33	2:15.287	35	2:48.290	15	51	6:06.729	6:11.452 (18)
16	53	57.831	53	2:16.784	53	2:50.773	16	39	6:07.937	6:07.937 (16)
17	65	57.875	51	2:18.166	51	2:51.650	17	26	6:14.379	6:14.379 (19)
18	39	58.100	23	2:21.490	43	2:53.675	18	65	6:18.136	6:43.951 (30)
19	26	58.146	26	2:22.041	26	2:54.192	19	34	6:20.829	6:20.829 (20)
20	22	59.607	34	2:23.177	39	2:54.697	20	22	6:22.511	6:22.511 (21)
21	30	59.762	64	2:25.862	30	2:56.025	21	30	6:24.137	6:24.643 (22)
22	60	59.763	2	2:26.012	34	2:56.276	22	23	6:25.804	6:34.807 (26)
23	8	59.889	22	2:26.196	22	2:56.708	23	43	6:26.400	6:26.400 (23)
24	49	1:00.955	66	2:26.541	8	2:57.490	24	8	6:27.788	6:28.485 (24)
25	34	1:01.376	43	2:26.697	2	3:03.084	25	2	6:31.761	6:31.761 (25)
26	2	1:02.665	30	2:28.350	64	3:03.264	26	64	6:32.620	6:36.069 (27)
27	7	1:02.826	49	2:28.433	60	3:05.413	27	49	6:34.865	6:37.475 (28)
28	61	1:03.422	40	2:29.112	49	3:05.477	28	60	6:38.165	6:39.530 (29)
29	1	1:03.480	1	2:29.936	65	3:05.533	29	66	6:41.785	6:59.460 (36)
30	64	1:03.494	8	2:30.409	23	3:06.715	30	61	6:45.196	6:51.909 (33)
31	52	1:03.977	61	2:32.190	7	3:09.268	31	7	6:47.065	6:48.306 (31)
32	57	1:04.843	60	2:32.989	61	3:09.584	32	1	6:47.162	6:48.968 (32)
33	24	1:05.068	21	2:33.255	66	3:09.968	33	21	6:53.846	6:57.198 (35)
34	21	1:05.188	7	2:34.971	52	3:12.327	34	52	6:54.555	6:56.529 (34)
35	66	1:05.276	54	2:35.095	18	3:12.546	35	57	6:59.329	6:59.900 (37)
36	69	1:05.459	57	2:35.263	1	3:13.746	36	73	7:01.318	7:03.324 (39)
37	47	1:05.750	73	2:38.038	21	3:15.403	37	18	7:02.686	7:02.686 (38)
38	43	1:06.028	19	2:38.144	73	3:16.842	38	54	7:05.082	7:13.887 (42)
39	18	1:06.036	52	2:38.251	57	3:19.223	39	47	7:05.960	7:13.126 (40)
40	73	1:06.438	47	2:39.776	27	3:19.734	40	19	7:07.555	7:13.205 (41)
41	54	1:06.474	24	2:40.026	47	3:20.434	41	24	7:08.090	7:36.008 (46)
42	27	1:07.251	18	2:44.104	19	3:21.932	42	27	7:11.397	7:17.629 (43)
43	19	1:07.479	27	2:44.412	69	3:22.737	43	69	7:14.738	7:22.624 (44)
44	40	1:09.248	69	2:46.542	24	3:22.996	44	9	7:29.942	7:29.942 (45)
45	67	1:10.498	67	2:48.722	54	3:23.513	45	67	7:37.949	7:37.949 (47)
46	9	1:10.894	44	2:51.712	9	3:24.889	46	44	7:40.088	8:09.239 (52)
47	44	1:12.895	9	2:54.159	11	3:31.938	47	12	7:47.513	8:01.667 (50)
48	12	1:13.656	12	2:55.304	44	3:35.481	48	11	7:49.374	7:45.877 (48)
49	41	1:15.220	56	2:56.115	45	3:37.398	49	45	7:52.207	7:52.207 (49)
50	45	1:15.313	11	2:58.442	12	3:38.553	50	41	8:00.114	8:04.973 (51)
51	56	1:15.624	41	2:59.271	67	3:38.729	51	56	8:00.457	8:16.325 (53)
52	37	1:18.250	45	2:59.496	41	3:45.623	52	37	8:40.276	8:55.605 (54)



8-9-10 | 20
JUILLET | 16



PLATEAU 2 - GRID 2
LE MANS CLASSIC 2016
NIGHT SESSION

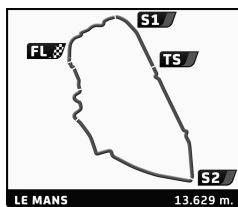
Best Sector Times

Pos	SECTOR 1		SECTOR 2		SECTOR 3		Pos	Nr	Ideal Lap	Best Lap
	Nr	Time	Nr	Time	Nr	Time				
53	11	1:18.994	37	3:16.984	56	3:48.718	53	58	9:11.133	9:24.731 (55)
54	58	1:24.369	76	3:20.020	37	4:05.042	54	55	0:00.000	
55	76	1:24.950	58	3:23.319	58	4:23.445	55	46	0:00.000	6:04.774 (14)





8-9-10 | 20 JUILLET 16



PLATEAU 2 - GRID 2 LE MANS CLASSIC 2016 NIGHT SESSION

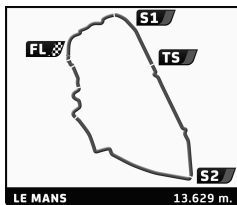
Best Top Speeds

Nr	Car	Class	Top Speed Driver	Top 1		Top 2		Top 3		Top 4		Top 5		Avg
				Kph	Lap	Kph	Lap	Kph	Lap	Kph	Lap	Kph	Lap	
48	AUSTIN HEALEY 100 S - 1954	TSRC5A	S. GUYOT-SOINNEST	230.0	4	184.6	5	152.4	2	150.3	3	115.6	1	166,6
42	AUSTIN HEALEY 100 M - 1954	GTS2	O. BLANPAIN	201.2	6	196.9	4	178.5	1	171.3	3	168.9	5	183,4
6	JAGUAR Type D - 1955	TSRC6A	A. WALLACE	200.8	2	183.0	3	140.6	1					174,8
65	PORSCHE 356 Pre A - 1952	GTS1	R. AGA KHAN	195.1	2	165.8	1							180,5
33	AUSTIN HEALEY 100 BN 1 - 1954	GTS2	F. AUGIS	192.0	2	180.9	6	169.9	5	168.6	4	166.6	3	175,6
25	MASERATI 300 S - 1955	TSRC5A	N. CHAMBON	192.0	5	189.0	3	188.4	2	160.2	1	158.1	6	177,5
14	JAGUAR XK 120 - 1952	GTS2	A. SMITH	184.9	3	178.8	2	169.7	1	165.5	4			174,7
39	ASTON MARTIN DB2/4 - 1954	GTS2	N. RUDDLELL	177.1	3	174.5	2	155.6	4	132.6	1			160,0
5	LOTUS XI 1500 - 1956	TSRC3A	S. KRINKOFF SEISS	175.4	3	156.3	2	144.7	4	124.7	1			150,3
51	ASTON MARTIN DB2/4 - 1953	GTS2	N. BATCHELOR	174.0	4	167.6	3	166.8	6	163.6	2	162.1	5	166,8
4	FERRARI 225 S - 1952	GTS2	D. MEIER	174.0	5	164.8	4	155.4	1	154.1	3	139.9	2	157,6
2	FIAT 8V Zagato - 1953	GTS1	E. TRABER	171.8	5	162.1	4	149.5	3	140.8	1	115.5	2	147,9
22	JOWETT Jupiter - 1953	TSRC1A	J. ARNOLD	171.5	4	170.5	5	150.7	3	135.6	2	135.1	1	152,7
26	AUSTIN HEALEY 100 M - 1954	GTS2	S. FRISCIA	170.5	3	166.3	4	165.0	2	146.5	5	134.7	1	156,6
53	ASTON MARTIN DB2/4 - 1954	GTS2	J. GRANDIDIER	169.9	3	166.8	6	163.1	5	158.6	4	136.2	1	158,9
61	TRIUMPH TR2 - 1955	GTS6	T. NOYER	166.0	3	146.1	1	141.3	2	136.2	4			147,4
1	ASTON MARTIN DB2 - 1950	GTS2	L. DESPLACES	164.5	3	158.6	2	156.5	4	108.9	1			147,1
66	PORSCHE 356 Speed. Pre-A 1500 S - 1954	GTS1	V. TOURNEUR	163.8	4	150.9	3	145.7	5	136.7	2	125.7	1	144,6
34	MORGAN 4 - 1954	GTS1	R. THORNE	162.8	3	160.7	2	120.1	1					147,9
49	MASERATI A6 GCS Barchetta - 1954	TSRC4A	M. SUCARI	160.0	4	149.9	2	141.2	3	131.8	1			145,7
23	JAGUAR Type C - 1952	TSRC6A	N. WEBB	158.8	4	154.5	3	142.1	2	129.0	1			146,1
12	FRAZER NASH Le Mans Coupé - 1954	GTS1	J. LAURENT-BELUE	154.8	3	130.1	4	121.1	1	116.1	2			130,5
21	MASERATI 300 S - 1955	TSRC5B	P. MELLINGER	150.3	1	142.8	5	132.3	3	124.4	2	123.2	4	134,6
7	TRIUMPH TR2 - 1954	GTS1	G. de LACRETELLE	149.9	2	146.9	3	139.2	4	139.0	1	138.7	5	142,7
52	LANCIA Aurelia B 20 GT - 1953	GTS2	L. KENNEDY	149.5	4	148.9	2	145.7	5	142.1	3	137.4	1	144,7
24	OSCA S 1500 TN - 1957	TSRC3A	A. BLASCO	148.9	3	129.3	2	127.5	5	121.7	4	117.4	1	129,0
9	DB HBR5 - 1956	TSRC2B	J. HUYGHE DESPONTES	145.5	5	143.6	4	132.0	2	129.8	3	129.0	1	136,0
18	LANCIA Aurelia B 20 - 1953	GTS2	C. DE MIGUEL	144.5	3	144.1	4	137.3	2	133.4	1			139,8
47	MASERATI A6 GCS Barchetta - 1954	TSRC4A	U. SCHUMACHER	144.1	2	132.3	1							138,2
43	MASERATI 300 S - 1955	TSRC5A	M. HALUSA	140.3	1									140,3
57	AC ACE - 1954	GTP6	M. RICHARDSON	140.1	3	134.9	2	123.5	5	122.9	4	113.6	1	127,0
64	FRAZER NASH Le Mans Replica - 1950	TSRC4A	D. MARTY	139.9	1	106.5	2							123,2
73	JAGUAR XK 140 FHC - 1955	GTS7	P. JOHNS	136.2	2	126.8	3	121.5	1	114.8	4			124,8
27	ASTON MARTIN DB2/4 - 1953	GTS2	J. EGURREGUY	135.9	2									135,9
44	MG Le Mans Special - 1949	TSRC3A	S. EVANS	134.1	3	124.0	1	114.2	2					124,1
41	DB PANHARD HBR4 - 1954	TSRC1A	M. BLANCHARD	132.0	3	125.4	2	124.4	1	119.5	4			125,3
45	DKW Monza - 1956	GTS3	A. MARIE	130.5	2	120.9	3	119.8	1	114.6	4			121,5
56	ASTON MARTIN DB2/4 - 1954	GTS2	G. VERHOFSTADT	127.8	3	121.1	1							124,5
37	FIAT 1500 Spéciale - 1950	TSRC3A	O. du BOUCHERON	125.7	3	110.3	4	108.0	1	105.3	2			112,3
67	MORGAN 4 - 1953	GTP2	L. SEBBA	124.4	5	100.6	1	94.6	2					106,5
58	Callista D 120 Ranelagh - 1951	TSRC1A	P. TAVANO	123.2	3	101.4	1	97.7	2	87.8	4			102,5
54	ALLARD J2R - 1953	TSRC6A	H. HUBNER	120.6	1	110.0	2							115,3
60	COOPER T39 - 1955	TSRC3A	A. HERRMANN DE MEURISSE											
29	ASTON MARTIN DB2 Lightweight - 1951	GTP2												
30	PORSCHE 356 Pre A coupé 1500S - 1954	GTS1	J. PENILLARD											
63	COOPER T39 - 1955	TSRC3A												
36	JAGUAR Type C - 1952	TSRC6A	C. WARD											
69	DB HBR - 1958	TSRC2B	F. FOUQUET-HATHEMAN											
40	JAGUAR XK 140 FHC - 1955	GTS7												
20	ASTON MARTIN DB2 - 1951	GTS2												
70	MASERATI A6 GCS Barchetta - 1955	TSRC4A	M. ELICABE											





8-9-10 | 20 JUILLET 16



PLATEAU 2 - GRID 2 LE MANS CLASSIC 2016 NIGHT SESSION

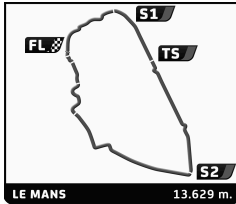
Best Top Speeds

Nr	Car	Class	Top Speed Driver	Top 1		Top 2		Top 3		Top 4		Top 5	
				Kph	Lap	Kph	Lap	Kph	Lap	Kph	Lap	Kph	Lap
50	DB HBR Barquette - 1945	TSRC5A											
62	DB HBR 53 - 1953	TSRC2A											
17	TRIUMPH TR2 - 1954	GTS1											
76	MORETTI 750 Sport - 1956	GTS3											
15	ALLARD J2X Le Mans - 1952	TSRC6A											
75	ALLARD J2 - 1951	TSRC6A											
11	PANHARD Monopole - 1956	TSRC2A	F. COINTREAU										
31	COOPER T39 - 1955	TSRC3A	J. CLARK										
35	MERCEDES BENZ 300 SL - 1955	GTS7	E. OELSCHLAGEL										
3	JAGUAR Type D - 1955	TSRC6A											
55	CADILLAC Series 61 - 1950	GTS2											
38	MERCEDES BENZ 300 SL - 1955	GTS7	J. HUBER										
46	PORSCHE 356 Pre A - 1954	GTS1	G. BURNETT										
16	LOTUS IX - 1955	TSRC2A											
10	TALBOT T26 GS - 1951	TSRC6A											
72	AUSTIN HEALEY 100 M - 1955	GTS7	G. ROBSON										
68	AUSTIN HEALEY 100 S - 1954	TSRC5A											
8	DB HBR Barquette - 1957	TSRC1A	P. MAHUL										
19	PORSCHE 550 Spyder - 1955	TSRC3A	N. D'ITEREN										
32	AUSTIN HEALEY 100/4 - 1953	GTS2											
59	JAGUAR XK 120 - 1949	GTS2											
28	JAGUAR Type D - 1955	TSRC6A											





8-9-10 | 20
JUILLET | 16



PLATEAU 2 - GRID 2
LE MANS CLASSIC 2016
NIGHT SESSION

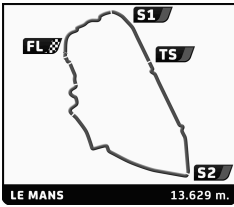
Fastest Lap Sequence

Practice Time	Drivers	Car	Class	Time	Kph	Lap
5:39.614	38 J. HUBER / G. HAARMANN	MERCEDES BENZ 300 SL - 1955	GTS7	5:32.838	147.4	1
11:45.908	25 N. CHAMBON	MASERATI 300 S - 1955	TSRC5A	5:30.719	148.4	2
13:10.128	6 A. WALLACE	JAGUAR Type D - 1955	TSRC6A	5:13.636	156.4	2
20:55.576	36 C. WARD	JAGUAR Type C - 1952	TSRC6A	5:08.990	158.8	3
26:04.293	36 C. WARD	JAGUAR Type C - 1952	TSRC6A	5:08.717	158.9	4





8-9-10 | 20
JUILLET | 16



PLATEAU 2 - GRID 2
LE MANS CLASSIC 2016
NIGHT SESSION

Analysis

Personal Best Session Best B Crossing the finish line in pit lane

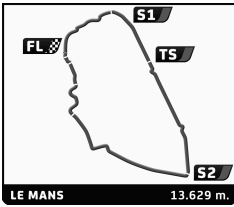
Table with columns: Lap, D, Time, Sector 1, Sector 2, Sector 3, Kph, Elapsed. Rows are grouped by car number (1-22) and include driver names, car models, and lap-by-lap performance data.

RICHARD MILLE





8-9-10 | 20
JUILLET | 16



PLATEAU 2 - GRID 2
LE MANS CLASSIC 2016
NIGHT SESSION

Analysis

Personal Best Session Best B Crossing the finish line in pit lane

Table with 12 columns: Lap, D, Time, Sector 1, Sector 2, Sector 3, Kph, Elapsed. Contains lap data for drivers 1-5.

Driver 23: Nigel WEBB, JAGUAR Type C - 1952. Lap 1: 7:03.257, Lap 2: 6:34.807, Lap 3: 6:37.122, Lap 4: 12:40.720.

Driver 24: Antoine BLASCO, OSCA S 1500 TN - 1957. Lap 1: 7:50.722, Lap 2: 7:41.772, Lap 3: 7:36.008, Lap 4: 9:13.310, Lap 5: 7:36.733.

Driver 25: Nicolas CHAMBON, MASERATI 300 S - 1955. Lap 1: 5:55.220, Lap 2: 5:30.719, Lap 3: 5:33.018, Lap 4: 6:03.471, Lap 5: 6:29.140, Lap 6: 6:19.700.

Driver 26: Stefano FRISCIA, AUSTIN HEALEY 100 M - 1954. Lap 1: 8:30.566, Lap 2: 10:33.744, Lap 3: 6:26.143, Lap 4: 6:14.379, Lap 5: 6:36.498.

Driver 27: Jacques EGUREGUY, ASTON MARTIN DB2/4 - 1953. Lap 1: 7:59.159, Lap 2: 11:29.102, Lap 3: 7:17.629, Lap 4: 7:22.898.

Driver 30: Jean-Francois PENILLARD, PORSCHE 356 Pre A coupé 1500S - 1954. Lap 1: 6:29.733, Lap 2: 6:24.643, Lap 3: 6:45.952.

Driver 31: John CLARK, COOPER T39 - 1955. Lap 1: 11:44.083.

Driver 33: Franck AUGIS, AUSTIN HEALEY 100 BN - 1954. Lap 1: 6:06.196, Lap 2: 6:15.346, Lap 3: 7:42.848, Lap 4: 6:03.414, Lap 5: 5:58.100, Lap 6: 6:02.658.

Driver 34: Richard THORNE, MORGAN 4 - 1954. Lap 1: 6:51.299, Lap 2: 6:20.829, Lap 3: 6:45.371.

Driver 35: Erich OELSCHLAGEL, MERCEDES BENZ 300 SL - 1955. Lap 1: 6:10.889, Lap 2: 6:17.529, Lap 3: 8:11.681, Lap 4: 6:47.498, Lap 5: 6:45.012, Lap 6: 6:45.928.

Driver 36: Chris WARD, JAGUAR Type C - 1952. Lap 1: 5:59.367, Lap 2: 9:45.424, Lap 3: 5:08.990, Lap 4: 5:08.717.

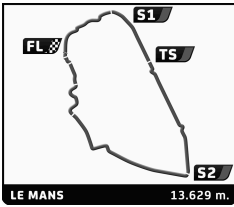
Driver 37: Olivier du BOUCHERON, FIAT 1500 Spéciale - 1950. Lap 1: 8:58.353, Lap 2: 9:03.118, Lap 3: 9:46.710, Lap 4: 8:55.605.

Driver 38: Johannes HUBER, MERCEDES BENZ 300 SL - 1955. Lap 1: 5:32.838, Lap 2: 5:38.661, Lap 3: 8:17.864, Lap 4: 6:30.077, Lap 5: 6:32.691, Lap 6: 6:36.142.

Driver 39: Nicholas RUDELL, ASTON MARTIN DB2/4 - 1954. Lap 1: 11:44.083.



8-9-10 | 20 JUILLET | 16



PLATEAU 2 - GRID 2 LE MANS CLASSIC 2016 NIGHT SESSION

Analysis

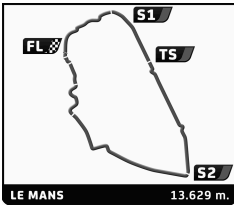
■ Personal Best
 ■ Session Best
 ■ Crossing the finish line in pit lane

Lap	D	Time	Sector 1	Sector 2	Sector 3	Kph	Elapsed	Lap	D	Time	Sector 1	Sector 2	Sector 3	Kph	Elapsed
1	1	6:51.767	1:07.009	2:33.344	3:11.414	119.2	7:51.102	2	1	6:58.652 B	1:04.039	2:30.120	3:24.493	117.2	14:55.411
2	1	6:07.937	58.100	2:15.140	2:54.697	133.4	13:59.039	3	1	8:42.208	3:48.045	2:12.938	2:41.225	94.0	23:37.619
3	1	6:14.433	58.975	2:17.016	2:58.442	131.0	20:13.472	4	1	5:28.628	52.628	2:02.641	2:33.359	149.3	29:06.247
4	1	6:43.192 B	1:01.515	2:20.861	3:20.816	121.7	26:56.664	5	1	6:01.984 B	52.279	2:18.726	2:50.979	135.5	35:08.231
41 DB PANHARD HBR4 - 1954 1. Michel BLANCHARD TSRC1A 2. Karine BLANCHARD								49 MASERATI A6 GCS Barchetta - 1954 1. Martin H. SUCARI TSRC4A							
42 AUSTIN HEALEY 100 M - 1954 1. Olivier BLANPAIN GTS2 2. Vincent JANSSENS								51 ASTON MARTIN DB2/4 - 1953 1. Nigel BATCHELOR GTS2							
43 MASERATI 300 S - 1955 1. Martin HALUSA TSRC5A 2. Alexander AMES 3. Nicola Von DOENHOFF 4. Lukas HALUSA								52 LANCIA Aurelia B 20 GT - 1953 1. Louise KENNEDY GTS2 2. Jason KENNEDY							
44 MG Le Mans Special - 1949 1. Simon EVANS TSRC3A 2. Gareth EVANS								53 ASTON MARTIN DB2/4 - 1954 1. Jean-Yves GRANDIDIER GTS2							
45 DKW Monza - 1956 1. Alain MARIE GTS3 2. Franck MARIE								54 ALLARD J2R - 1953 1. Hans-Joerg HUBNER TSRC6A							
46 PORSCHE 356 Pre A - 1954 1. Gareth BURNETT GTS1 2. Michael BELL 3. Joe ALLENBY BYRNE								56 ASTON MARTIN DB2/4 - 1954 1. Guy VERHOFSTADT GTS2 2. Louis VERHOFSTADT							
47 MASERATI A6 GCS Barchetta - 1954 1. Ulrich SCHUMACHER TSRC4A 2. Marco WERNER								57 AC ACE - 1954 1. Mark RICHARDSON GTP6 2. John BOWLES							
48 AUSTIN HEALEY 100 S - 1954 1. Stéphane GUYOT-SIONNEST TSRC5A 2. Franck LAGORCE															





8-9-10 | 20 JUILLET | 16



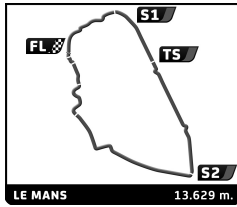
PLATEAU 2 - GRID 2 LE MANS CLASSIC 2016 NIGHT SESSION

Analysis

								■ Personal Best ■ Session Best ■ B Crossing the finish line in pit lane							
Lap	D	Time	Sector 1	Sector 2	Sector 3	Kph	Elapsed	Lap	D	Time	Sector 1	Sector 2	Sector 3	Kph	Elapsed
58 1.Philippe TAVANO 2.Eric BERARD Callista D 120 Ranelagh - 1951 TSRC1A								MASERATI A6 GCS Barchetta - 1955 TSRC4A							
1	1	9:36.504	1:25.860	3:38.639	4:32.005	85.1	11:26.108	1	1	6:19.661	1:06.360	2:20.831	2:52.470	129.2	7:03.266
2	1	9:33.298 B	1:29.184	3:31.937	4:32.177	85.6	20:59.406	2	1	5:54.599	56.989	2:13.363	2:44.247	138.4	12:57.865
3	1	11:01.599	3:14.835	3:23.319	4:23.445	74.2	32:01.005	3	1	6:19.889 B	56.490	2:16.647	3:06.752	129.2	19:17.754
4	1	9:24.731 B	1:24.369	3:27.783	4:32.579	86.9	41:25.736	4	1	8:32.812	3:01.817	2:27.099	3:03.896	95.7	27:50.566
60 1.Arnold HERREMAN DE MEURISS3.Harold HERREMAN DE MEURISS1 2.Jean Paul HERREMAN DE MEUR COOPER T39 - 1955 TSRC3A								AUSTIN HEALEY 100 M - 1955 GTS7							
1	1	7:21.033	1:11.160	2:53.745	3:16.128	111.2	8:59.415	1	1	5:55.608	1:00.652	2:15.287	2:39.669	138.0	6:57.560
2	1	6:51.426	1:02.636	2:38.198	3:10.592	119.3	15:50.841	2	1	5:38.248			2:35.541	145.1	12:35.808
3	1	6:39.530	1:01.128	2:32.989	3:05.413	122.8	22:30.371	3	1	5:49.361 B			2:46.268	140.4	18:25.169
4	1	6:40.824	59.763	2:35.203	3:05.858	122.4	29:11.195	4	1	7:30.085			2:49.630	109.0	25:55.254
5	1	6:50.977	1:03.028	2:40.392	3:07.557	119.4	36:02.172	5	1	5:46.863	56.030	2:08.812	2:42.021	141.5	31:42.117
61 1.Thierry NOYER 2.Sebastien DIERICK TRIUMPH TR2 - 1955 GTS6								JAGUAR XK 140 FHC - 1955 GTS7							
1	1	7:12.100	1:12.295	2:35.622	3:24.183	113.5	8:01.576	1	1	7:11.126	1:09.966	2:44.318	3:16.842	113.8	8:01.771
2	1	6:51.909	1:05.064	2:37.261	3:09.584	119.1	14:53.485	2	1	7:03.324	1:07.623	2:38.038	3:17.663	115.9	15:05.095
3	1	6:52.271 B	1:03.422	2:32.190	3:16.659	119.0	21:45.756	3	1	7:38.695 B	1:06.438	2:54.694	3:37.563	107.0	22:43.790
4	1	15:06.906	8:53.682	2:49.728	3:23.496	54.1	36:52.662	4	1	9:31.520 B	2:24.597	3:09.690	3:57.233	85.8	32:15.310
64 1.Didier MARTY 2.Michel CAZALOT FRAZER NASH Le Mans Replica - 1950 TSRC4A								Porsche 356 Pre A - 1952 GTS1							
1	1	6:52.974	1:08.447	2:33.824	3:10.703	118.8	7:59.962	1	1	6:43.951	1:09.781	2:28.637	3:05.533	121.5	7:48.606
2	1	6:36.069	1:03.893	2:28.912	3:03.264	123.9	14:36.031	2	1	35:22.808	57.875	2:14.728	...	23.1	43:11.414
65 1.Rahim AGA KHAN 2.Andrew PRILL Porsche 356 Speed. PWA 1500 S - 1954 GTS1								Porsche 356 Speed. PWA 1500 S - 1954 GTS1							
1	1	7:04.968	1:08.031	2:46.969	3:09.968	115.5	8:05.041	1	1	6:59.460 B	1:05.458	2:34.407	3:19.595	117.0	15:04.501
2	1	6:59.460 B	1:05.458	2:34.407	3:19.595	117.0	15:04.501	3	1	9:53.803	4:09.860	2:29.198	3:14.745	82.6	24:58.304
3	1	9:53.803	4:09.860	2:29.198	3:14.745	82.6	24:58.304	4	1	7:18.191 B	1:05.276	2:26.541	3:46.374	112.0	32:16.495
4	1	7:18.191 B	1:05.276	2:26.541	3:46.374	112.0	32:16.495	5	1	8:14.564 B	1:49.926	2:41.762	3:42.876	99.2	40:31.059
5	1	8:14.564 B	1:49.926	2:41.762	3:42.876	99.2	40:31.059								
66 1.Vincent TOURNEUR 2.Patrick BARRIER MORGAN 4 - 1953 GTP2								MORGAN 4 - 1953 GTP2							
1	1	8:21.253	1:16.789	3:12.354	3:52.110	97.9	8:51.509	1	1	7:37.949	1:10.498	2:48.722	3:38.729	107.1	32:32.307
2	1	8:10.257	1:15.091	3:06.453	3:48.713	100.1	17:01.766	2	1	8:07.887	1:10.640	2:53.515	4:03.732	100.6	40:40.194
3	1	7:52.592	1:13.814	2:55.915	3:42.863	103.8	24:54.358								
4	1	7:37.949	1:10.498	2:48.722	3:38.729	107.1	32:32.307								
5	1	8:07.887	1:10.640	2:53.515	4:03.732	100.6	40:40.194								
67 1.Leigh SEBBA 2.Peter COLE DB HBR - 1958 TSRC2B								DB HBR - 1958 TSRC2B							
1	1	8:21.253	1:16.789	3:12.354	3:52.110	97.9	8:51.509	1	1	8:21.253	1:16.789	3:12.354	3:52.110	97.9	8:51.509
2	1	8:10.257	1:15.091	3:06.453	3:48.713	100.1	17:01.766	2	1	8:10.257	1:15.091	3:06.453	3:48.713	100.1	17:01.766
3	1	7:52.592	1:13.814	2:55.915	3:42.863	103.8	24:54.358	3	1	7:52.592	1:13.814	2:55.915	3:42.863	103.8	24:54.358
4	1	7:37.949	1:10.498	2:48.722	3:38.729	107.1	32:32.307	4	1	7:37.949	1:10.498	2:48.722	3:38.729	107.1	32:32.307
5	1	8:07.887	1:10.640	2:53.515	4:03.732	100.6	40:40.194	5	1	8:07.887	1:10.640	2:53.515	4:03.732	100.6	40:40.194
69 1.François FOUQUET-HATEVILAI3.François DILLEMANN 2.Antoine MOREAU															



8-9-10 | 20 JUILLET | 16



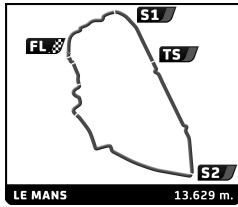
PLATEAU 2 - GRID 2 LE MANS CLASSIC 2016 RACE 1 (43')

Starting Grid

			- 37 -	7		Geoffroy de LACRETELLE
Robert FRANCIS	75		- 36 -	56		Guy VERHOFSTADT
Jonathan TURNER	32		- 35 -	24		Antoine BLASCO
Clive JOY	3		- 34 -	15	23:53.593	Malte MÜLLER-WREDE
Sam THOMAS	19:47.788	59	- 33 -	11	9:22.363	François COINTREAU
Alain MARIE	8:50.211	45	- 32 -	76	8:38.713	Leon PRICE
Philippe TAVANO	8:23.236	58	- 31 -	37	8:15.655	Olivier du BOUCHERON
Pierre ADYNS	8:02.050	50	- 30 -	41	7:39.046	Michel BLANCHARD
Jean LAURENT-BELLUE	7:35.019	12	- 29 -	62	7:34.935	Jérôme STEVENS
Leigh SEBBA	7:26.848	67	- 28 -	55	7:24.732	Iain ROWLEY
Jean-Marc HUYGHUES DESPOINTES	7:22.063	9	- 27 -	18	7:21.840	Carlos DE MIGUEL
François COINTREAU	7:11.791	10	- 26 -	27	7:11.585	Jacques EGUREGUY
François FOUQUET-HATEVLAN	7:10.810	69	- 25 -	61	7:01.684	Thierry NOYER
Louise KENNEDY	6:53.676	52	- 24 -	29	6:42.791	Glynn ALLEN
Vincent TOURNEUR	6:41.621	66	- 23 -	44	6:40.547	Simon EVANS
Nicolas D'ITEREN	6:39.852	19	- 22 -	60	6:31.120	Arnold HERREMAN DE MEURISSE
Michel VERLIEFDEN	6:29.213	20	- 21 -	54	6:29.160	Hans-Joerg HUBNER
John A ARNOLD	6:26.767	22	- 20 -	8	6:26.441	Pierre-Henry MAHUL
Laurent DESPLACES	6:25.584	1	- 19 -	64	6:21.852	Didier MARTY
Martin H. SUCARI	6:21.840	49	- 18 -	73	6:21.060	Peter JOHNS
Erich OELSCHLAGEL	6:19.903	35	- 17 -	26	6:17.187	Stefano FRISCIA
Mark RICHARDSON	6:16.696	57	- 16 -	34	6:14.837	Richard THORNE
Nicholas RUDELL	6:09.482	39	- 15 -	2	6:05.562	Erich TRABER
Jean-Yves GRANDIER	6:05.169	53	- 14 -	17	6:03.654	Guy MESTROT
Rahim AGA KHAN	6:00.687	65	- 13 -	40	5:59.396	Peter NEUMARK
Nigel BATCHELOR	5:57.447	51	- 12 -	30	5:56.024	Jean-François PENILLARD
Ulrich SCHUMACHER	5:55.875	47	- 11 -	70	5:54.186	Manuel ELICABE
Diego MEIER	5:53.419	4	- 10 -	16	5:50.828	Bernd LANGEWIESCHE
Franck AUGIS	5:48.179	33	- 9 -	72	5:44.188	Graham ROBSON
Olivier BLANPAIN	5:43.842	42	- 8 -	14	5:43.571	Andrew SMITH
John YOUNG	5:42.192	68	- 7 -	63	5:40.682	Robi BERNBERG
Nigel WEBB	5:38.748	23	- 6 -	21	5:38.152	Pierre MELLINGER
Gareth BURNETT	5:35.141	46	- 5 -	31	5:34.948	John CLARK
Martin HALUSA	5:24.980	43	- 4 -	5	5:24.649	Serge KRIKNOFF SEISS
Johannes HUBER	5:24.370	38	- 3 -	48	5:21.056	Stéphane GUYOT-SIONNEST
Nicolas CHAMBON	5:15.607	25	- 2 -	28	5:15.033	Carlos MONTEVERDE
Chris WARD	5:04.564	36	- 1 -	6	5:02.061	Andy WALLACE

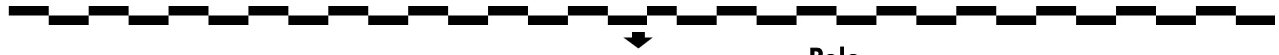


8-9-10 | 20
JUILLET | 16



PLATEAU 2 - GRID 2
LE MANS CLASSIC 2016
RACE 1 (43')

Starting Grid



Pole

CAR 7 - WILL START FROM PIT LANE DUE TO DECISION NR. 18

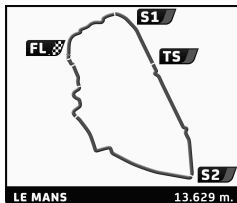
Stewards:

Timekeeper:





8-9-10 | 20
JUILLET | 16



LE MANS CLASSIC 2016

PLATEAU 2 - GRID 2

RACE 1 (43')

Final Classification

Drivers	Vehicle	Laps	Total Time	Penalty	Gap	Kph	Lap	Time	Kph
1 6 Andy WALLACE	JAGUAR Type D - 1955	6	32:16.770		-	152.0	2	5:02.556	162.2
2 25 Nicolas CHAMBON	MASERATI 300 S - 1955	6	34:27.172	00:45	+2:10.402	142.4	2	5:21.063	152.8
3 5 Serge KRINKOFF SEISS	LOTUS XI 1500 - 1956	6	34:33.349		+2:16.579	142.0	2	5:24.521	151.2
4 31 John CLARK	COOPER T39 - 1955	6	35:50.263		+3:33.493	136.9	3	5:34.596	146.6
5 38 Johannes HUBER/Guido HAARMANN	MERCEDES BENZ 300 SL - 1955	6	35:52.302		+3:35.532	136.8	6	5:26.146	150.4
6 39 Nicholas RUDELL	ASTON MARTIN DB2/4 - 1954	6	36:53.761		+4:36.991	133.0	3	5:48.664	140.7
7 42 Olivier BLANPAIN/Vincent JANSSENS	AUSTIN HEALEY 100 M - 1954	6	36:54.151		+4:37.381	133.0	6	5:49.566	140.4
8 46 Gareth BURNETT/Michael BELL/Joel ALLENBY BYRNE	PORSCHE 356 Pre A - 1954	6	37:21.075		+5:04.305	131.4	3	5:52.973	139.0
9 51 Nigel BATCHELOR	ASTON MARTIN DB2/4 - 1953	6	37:24.743		+5:07.973	131.1	5	5:53.974	138.6
10 4 Diego MEIER	FERRARI 225 S - 1952	6	37:30.960		+5:14.190	130.8	2	5:54.375	138.5
11 30 Jean-François PENILLARD	PORSCHE 356 Pre A coupé 1500S - 1954	6	37:38.717		+5:21.947	130.3	2	5:55.357	138.1
12 16 Bernd LANGEWIESCHE/Marco WERNER	LOTUS IX - 1955	6	38:10.303	00:45	+5:53.533	128.5	3	5:57.322	137.3
13 40 Peter NEUMARK/William GREEN	JAGUAR XK 140 FHC - 1955	6	38:13.899		+5:57.129	128.3	3	5:53.186	138.9
14 34 Richard THORNE	MORGAN 4 - 1954	6	38:15.751		+5:58.981	128.2	5	5:59.032	136.7
15 65 Rahim AGA KHAN/Andrew PRILL/Richard CLARK	PORSCHE 356 Pre A - 1952	6	38:29.052		+6:12.282	127.5	5	6:03.007	135.2
16 53 Jean-Yves GRANDIDIER	ASTON MARTIN DB2/4 - 1954	6	39:00.301	00:45	+6:43.531	125.8	3	6:03.223	135.1
17 28 Carlo MONTEVERDE/Gary PEARSON	JAGUAR Type D - 1955	6	39:58.317	06:30	+7:41.547	122.7	6	5:17.570	154.5
18 14 Andrew SMITH	JAGUAR XK 120 - 1952	6	41:11.555	05:00	+8:54.785	119.1	2	5:40.966	143.9
19 17 Guy MESTROT/José DA ROCHA	TRIUMPH TR2 - 1954	5	32:29.138		1 Lap	125.9	2	6:02.404	135.4
20 72 Graham ROBSON/Sam TORDOFF/Richard WOOLMER/Asher SMITH ROBSON	AUSTIN HEALEY 100 M - 1955	5	32:49.440		1 Lap	124.6	2	6:04.692	134.5
21 49 Martin H. SUCARI	MASERATI A6 GCS Barchetta - 1954	5	32:51.641		1 Lap	124.4	2	6:08.916	133.0
22 35 Erich OELSCHLAGEL/Georg OELSCHLAGEL	MERCEDES BENZ 300 SL - 1955	5	32:52.278		1 Lap	124.4	3	6:10.395	132.5
23 29 Glynn ALLEN/Mark Lee MIDDLEY	ASTON MARTIN DB2 Lightweight - 1951	5	32:59.834		1 Lap	123.9	2	6:02.901	135.2
24 1 Laurent DESPLACES/Jean-Luc BOIS	ASTON MARTIN DB2 - 1950	5	33:01.521		1 Lap	123.8	2	6:00.068	136.3
25 26 Stefano FRISCIA/Guillaume MEURISSE	AUSTIN HEALEY 100 M - 1954	5	33:51.183		1 Lap	120.8	5	6:07.534	133.5
26 22 John A ARNOLD/Richard GANE	JOWETT Jupiter - 1953	5	33:57.326		1 Lap	120.4	2	6:19.916	129.1
27 21 Pierre MELLINGER/Tommaso GELMINI	MASERATI 300 S - 1955	5	34:04.860		1 Lap	120.0	3	6:26.611	126.9
28 66 Vincent TOURNIEUR/Patrick BARRIER/Antoine SEYLER/Patrick PERCEVAULT	PORSCHE 356 Spied. Pre A 1500 S - 1954	5	34:36.658		1 Lap	118.1	2	6:16.920	130.2
29 57 Mark RICHARDSON/John BOWLES	AC ACE - 1954	5	34:44.805		1 Lap	117.7	3	6:29.552	126.0
30 8 Pierre-Henry MAHUL	DB HBR Barquette - 1957	5	35:04.010		1 Lap	116.6	2	6:23.930	127.8
31 7 Geoffroy de LACRETELLE/Andrew WHEELER	TRIUMPH TR2 - 1954	5	36:04.769		1 Lap	113.3	3	6:33.787	124.6
32 52 Louise KENNEDY/Jason KENNEDY	LANCIA Aurelia B 20 GT - 1953	5	36:30.124		1 Lap	112.0	2	6:45.873	120.9
33 44 Simon EVANS/Gareth EVANS	MG Le Mans Special - 1949	5	36:32.481		1 Lap	111.9	4	6:34.477	124.4
34 70 Manuel ELICABE/Claudio SCALISE	MASERATI A6 GCS Barchetta - 1955	5	36:45.998		1 Lap	111.2	2	5:52.961	139.0
35 67 Leigh SEBBA/Peter COLE	MORGAN 4 - 1953	5	38:03.653		1 Lap	107.4	5	7:02.708	116.1
36 2 Erich TRABER/Bruce TRENER/Spencer TRENER/Jurg KONIG	FIAT 8V Zagato - 1953	5	38:09.085		1 Lap	107.2	2	6:23.647	127.9
37 12 Jean LAURENT-BELLUE/Thierry PASCAULT	FRAZER NASH Le Mans Coupé - 1954	5	38:45.576		1 Lap	105.5	2	7:09.514	114.2
38 27 Jacques EGURREGUY/Jean BELLERET	ASTON MARTIN DB2/4 - 1953	5	39:11.074		1 Lap	104.3	2	7:04.471	115.6
39 55 Iain ROWLEY/Derek DRINKWATER/Richard OWEN	CADILLAC Series 61 - 1950	5	39:12.860		1 Lap	104.3	2	6:56.386	117.8
40 9 Jean-Marc HUYGHUES/DESPOINTES/Daniel Patrick BROOKS	DB HBRs - 1956	5	40:24.570	00:45	1 Lap	101.2	5	7:24.647	110.3
41 24 Antoine BLASCO/Jean Jacques PEYRAUD	OSCA S 1500 TN - 1957	4	32:24.786		2 Laps	100.9	2	7:01.030	116.5
42 11 François COINTREAU/Alfred COINTREAU/Patrice COUSSEAU/Guillaume LE METAYER	PANHARD Monopole - 1956	4	34:46.454		2 Laps	94.1	2	7:47.098	105.0
43 58 Philippe TAVANO/Eric BERARD	Callista D 120 Ranelagh - 1951	4	34:57.691		2 Laps	93.6	4	7:59.537	102.3
44 45 Alain MARIE/Franck MARIE	DKW Monza - 1956	4	34:59.658		2 Laps	93.5	2	8:13.732	99.4
45 37 Olivier du BOUCHERON/Alexandra BOUCHERON/Olivia du BOUCHERON	FIAT 1500 Spéciale - 1950	4	35:42.003		2 Laps	91.6	4	8:15.527	99.0
46 10 François COINTREAU/Jean LAURENT-BELLUE/Olivier BOUCHERON/Guillaume LE METAYER	TALBOT T26 GS - 1951	4	36:57.565		2 Laps	88.5	2	6:43.245	121.7
47 61 Thierry NOYER/Sebastien DIERICK	TRIUMPH TR2 - 1955	4	37:28.847		2 Laps	87.3	2	6:36.138	123.9
48 18 Carlos DE MIGUEL/Luis DELSO/Camillo STEUER	LANCIA Aurelia B 20 - 1953	4	38:12.692	1 Laps	2 Laps	85.6	4	7:17.869	112.1
49 69 François FOUQUET-HATEVILAIN/Antoine MOREAU/François DILLEMANN	DB HBR - 1958	4	39:08.989	1 Laps	2 Laps	83.5	4	7:31.748	108.6
50 23 Nigel WEBB	JAGUAR Type C - 1952	4	39:15.230	1 Laps	2 Laps	83.3	3	5:42.888	143.1
51 62 Jérôme STEVENS/Norbert GAUTRIN	DB HBR 53 - 1953	4	39:27.794	00:45	2 Laps	82.9	4	9:06.515	89.8
52 56 Guy VERHOFSTADT/Louis VERHOFSTADT	ASTON MARTIN DB2/4 - 1954	4	57:00.000		2 Laps	57.4	2	6:58.987	117.1
53 32 Jonathan TURNER/Rupert BULLOCK	AUSTIN HEALEY 100/4 - 1953	2	33:56.738	1 Laps	4 Laps	48.2			
54 19 Nicolas DIETEREN/Frédéric de VUYST	PORSCHE 550 Spyder - 1955	2	57:00.000		4 Laps	28.7			
55 48 Stéphane GUYOT-SIONNEST/Franck LAGORCE	AUSTIN HEALEY 100 S - 1954	2	57:00.000		4 Laps	28.7			
56 54 Hans-Joerg HÜBNER/Harvey STANLEY	ALLARD J2R - 1953	2	57:00.000		4 Laps	28.7			
57 36 Chris WARD	JAGUAR Type C - 1952	1	57:00.000		5 Laps	14.3			
58 41 Michel BLANCHARD/Karine BLANCHARD	DB PANHARD HBR4 - 1954	1	57:00.000		5 Laps	14.3			
59 47 Ulrich SCHUMACHER/Marco WERNER	MASERATI A6 GCS Barchetta - 1954	1	57:00.000		5 Laps	14.3			
60 73 Peter JOHNS/Read GOMM/Marc GORDON	JAGUAR XK 140 FHC - 1955	1	1:02:00.000	05:00	5 Laps	13.2			
61 3 Clive JOY/Jarrah VENABLES/Patrick SIMON	JAGUAR Type D - 1955	0	57:00.000						
62 33 Franck AUGIS/Pierre BUFFET	AUSTIN HEALEY 100 BN 1 - 1954	0	57:00.000		1 Lap				
Not started									
15 Malte MÜLLER-WREDE	ALLARD J2X Le Mans - 1952	0	57:00.000						
20 Michel VERLIEFDEN	ASTON MARTIN DB2 - 1951	0	57:00.000						
43 Martin HALUSA/Alexander AMES/Nicola Von DOENHOFF/Lukas HALUSA	MASERATI 300 S - 1955	0	57:00.000						
50 Pierre ADYNS/Nicolas BERT/Bernard FILLIERS	DB HBR Barquette - 1945	0	57:00.000						
59 Sam THOMAS/Katarina KYVALOVA/Andrew DEE-CROWNE	JAGUAR XK 120 - 1949	0	57:00.000						
60 Arnold HERREMAN DE MEURISSE/Jean Paul HERREMAN DE ME/Harold HERREMAN DE MEURIS	COOPER T39 - 1955	0	57:00.000						
63 Robi BERNBERG/Paul UGO	COOPER T39 - 1955	0	57:00.000						
64 Didier MARTY/Michel CAZALOT	FRAZER NASH Le Mans Replica - 1950	0	57:00.000						
68 John YOUNG/Derek HOOD	AUSTIN HEALEY 100 S - 1954	0	57:00.000						
75 Robert FRANCIS/John THOMPSON	ALLARD J2 - 1951	0	57:00.000						
76 Leon PRICE	MORETTI 750 Sport - 1956	0	57:00.000						

RESULTS WITH APPLIED DECISIONS N° 4-5-6 45 SEC PENALTY TO CARS 9-16-25-53-62 DUE TO NOT RESPECT PIT TIME
1 LAP PENALTY TO CARS 18-23-32-33-69 DUE TO OUT OF PIT WINDOW 1'30 PENALTY TO #28 DUE TO STEWARDS DECISION 32

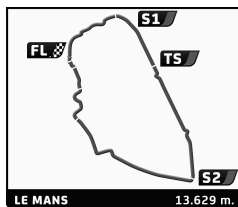
Published at: Track Status: **DRY**

Stewards: Timekeeper:





8-9-10 | 20 JUILLET | 16



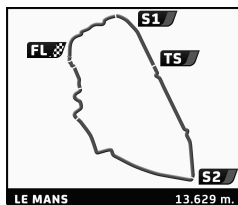
PLATEAU 2 - GRID 2 LE MANS CLASSIC 2016 RACE 1

Final Classification By Performance Index

Nr Drivers	Car	Class	Qualifying			Coefficient	Index	
			Time	Laps	Total Time			
1 46	Gareth BURNETT / Michael BELL / Joe ALLENBY BYRNE	PORSCHE 356 Pre A - 1954	GTS1	5'35.141	6	37:21.075	0,570	21'17.412
2 30	Jean-François PENILLARD	PORSCHE 356 Pre A coupé 1500S - 1954	GTS1	5'56.024	6	37:38.717	0,570	21'27.468
3 34	Richard THORNE	MORGAN 4 - 1954	GTS1	6'14.837	6	38:15.751	0,570	21'48.578
4 65	Rahim AGA KHAN / Andrew PRILL / Richard CLARK	PORSCHE 356 Pre A - 1952	GTS1	6'00.687	6	38:29.052	0,570	21'56.159
5 17	Guy MESTROT / José DA ROCHA	TRIUMPH TR2 - 1954	GTS1	6'03.654	5	32:29.138	0,570	22'13.210
6 5	Serge KRIKNOFF SEISS	LOTUS XI 1500 - 1956	TSRC3A	5'24.649	6	34:33.349	0,680	23'29.877
7 66	Vincent TOURNIEUR / Patrick BARRER / Antoine SEYLER / Patrick PERCEVALET	PORSCHE 356 Speed. Pre-A 1500 S - 1954	GTS1	6'41.621	5	34:36.658	0,570	23'40.434
8 31	John CLARK	COOPER T39 - 1955	TSRC3A	5'34.948	6	35:50.263	0,680	24'22.178
9 16	Bernd LANGEWIESCHE / Marco WERNER	LOTUS IX - 1955	TSRC2A	5'50.828	6	38:10.303	0,640	24'55.793
10 22	John A ARNOLD / Richard GANE	JOWETT Jupiter - 1953	TSRC1A	6'26.767	5	33:57.326	0,600	24'26.874
11 7	Geoffroy de LACRETELLE / Andrew WHEELER	TRIUMPH TR2 - 1954	GTS1		5	36:04.769	0,570	24'40.701
12 8	Pierre-Henry MAHUL	DB HBR Barquette - 1957	TSRC1A	6'26.441	5	35:04.010	0,600	25'14.887
13 39	Nicholas HUDDLE	ASTON MARTIN DB2/4 - 1954	GTS2	6'09.482	6	36:53.761	0,690	25'27.495
14 42	Olivier BLANPAIN / Vincent JANSSENS	AUSTIN HEALEY 100 M - 1954	GTS2	5'43.842	6	36:54.151	0,690	25'27.764
15 51	Nigel BATCHELOR	ASTON MARTIN DB2/4 - 1953	GTS2	5'57.447	6	37:24.743	0,690	25'48.872
16 4	Diego MEIER	FERRARI 225 S - 1952	GTS2	5'53.419	6	37:30.960	0,690	25'53.162
17 2	Erich TRABER / Bruce TRENER / Spencer TRENER / Jung KONIG	FIAT 8V Zagato - 1953	GTS1	6'05.562	5	38:09.085	0,570	26'05.734
18 6	Andy WALLACE	JAGUAR Type D - 1955	TSRC6A	5'02.061	6	32:16.770	0,820	26'28.151
19 12	Jean LAURENT-BELLUE / Thierry PASCAULT	FRAZER NASH Le Mans Coupé - 1954	GTS1	7'35.019	5	38:45.576	0,570	26'30.693
20 25	Nicolas CHAMBON	MASERATI 300 S - 1955	TSRC5A	5'15.607	6	34:27.172	0,770	26'31.722
21 53	Jean-Yves GRANDIDIER	ASTON MARTIN DB2/4 - 1954	GTS2	6'05.169	6	39:00.301	0,690	26'54.807
22 1	Laurent DESPLACES / Jean-Luc BOIS	ASTON MARTIN DB2 - 1950	GTS2	6'25.584	5	33:01.521	0,690	27'20.699
23 26	Stefano FRISCIA / Guillaume MEURISSE	AUSTIN HEALEY 100 M - 1954	GTS2	6'17.187	5	33:51.183	0,690	28'01.819
24 14	Andrew SMITH	JAGUAR XK 120 - 1952	GTS2	5'43.571	6	41:11.555	0,690	28'25.372
25 38	Johannes HUBER / Guido HAARMANN	MERCEDES BENZ 300 SL - 1955	GTS7	5'24.370	6	35:52.302	0,810	29'03.364
26 29	Glynn ALLEN / Mark Lee MIDGLEY	ASTON MARTIN DB2 Lightweight - 1951	GTP2	6'42.791	5	32:59.834	0,740	29'18.092
27 44	Simon EVANS / Gareth EVANS	MG Le Mans Special - 1949	TSRC3A	6'40.547	5	36:32.481	0,680	29'49.064
28 52	Louise KENNEDY / Jason KENNEDY	LANCIA Aurelia B 20 GT - 1953	GTS2	6'53.676	5	36:30.124	0,690	30'13.422
29 40	Peter NEUMARK / William GREEN	JAGUAR XK 140 FHC - 1955	GTS7	5'59.396	6	38:13.899	0,810	30'58.058
30 45	Alain MARIE / Franck MARIE	DKW Monza - 1956	GTS3	8'50.211	4	34:59.658	0,590	30'58.197
31 58	Philippe TAVANO / Eric BERARD	Callista D 120 Ranelagh - 1951	TSRC1A	8'23.236	4	34:57.691	0,600	31'27.921
32 70	Manuel ELICABE / Claudio SCALISE	MASERATI A6 GCS Barchetta - 1955	TSRC4A	5'54.186	5	36:45.998	0,720	31'45.982
33 72	Guillaume ROBSON / Sam TORDOFF / Richard WOOLMER / John SMITH ROBSON	AUSTIN HEALEY 100 M - 1955	GTS7	5'44.188	5	32:49.440	0,810	31'54.295
34 35	Erich OELSCHLAGEL / Georg OELSCHLAGEL	MERCEDES BENZ 300 SL - 1955	GTS7	6'19.903	5	32:52.278	0,810	31'57.054
35 27	Jacques EGURREGUY / Jean BELLERET	ASTON MARTIN DB2/4 - 1953	GTS2	7'11.585	5	39:11.074	0,690	32'26.689
36 55	Iain ROWLEY / Derek DRINKWATER / Richard OWEN	CADILLAC Series 61 - 1950	GTS2	7'24.732	5	39:12.860	0,690	32'28.168
37 28	Carlos MONTEVERDE / Gary PEARSON	JAGUAR Type D - 1955	TSRC6A	5'15.033	6	39:58.317	0,820	32'46.619
38 24	Antoine BLASCO / Jean Jacques PEYRAUD	OSCA S 1500 TN - 1957	TSRC3A		4	32:24.786	0,680	33'03.681
39 11	François CONTREAU / Alfred CONTREAU / Patrice COUSSAU / Guillaume LE METAYER	PANHARD Monopole - 1956	TSRC2A	9'22.363	4	34:46.454	0,640	33'22.995
40 49	Martin H. SUCARI	MASERATI A6 GCS Barchetta - 1954	TSRC4A	6'21.840	5	32:51.641	0,850	33'31.073
41 67	Leigh SEBBA / Peter COLE	MORGAN 4 - 1953	GTP2	7'26.848	5	38:03.653	0,740	33'47.883
42 57	Mark RICHARDSON / John BOWLES	AC ACE - 1954	GTP6	6'16.696	5	34:44.805	0,850	35'26.501
43 9	Jean-Marc HUYGHUES DESPOINTE / Daniel Patrick BROOKS	DB HBR5 - 1956	TSRC2B	7'22.063	5	40:24.570	0,750	36'22.113
44 37	Olivier de BOUCHERON / Alexandra BOUCHERON / Olivia de BOUCHERON	FIAT 1500 Spéciale - 1950	TSRC3A	8'15.655	4	35:42.003	0,680	36'24.843
45 21	Pierre MELLINGER / Tommaso GELMINI	MASERATI 300 S - 1955	TSRC5B	5'38.152	5	34:04.860	0,900	36'48.448
46 62	Jérôme STEVENS / Norbert GAUTRIN	DB HBR 53 - 1953	TSRC2A	7'34.935	4	39:27.794	0,640	37'53.082
47 18	Carlos DE MIGUEL / Luis DELSO / Camilo STEUER	LANCIA Aurelia B 20 - 1953	GTS2	7'21.840	4	38:12.692	0,690	39'32.936
48 61	Thierry NOYER / Sebastien DIERICK	TRIUMPH TR2 - 1955	GTS6	7'01.684	4	37:28.847	0,750	42'09.952
49 69	François FOUQUET-HATEVILAIN / Antoine MOREAU / François DILLEMANN	DB HBR - 1958	TSRC2B	7'10.810	4	39:08.989	0,750	44'02.612
50 10	François CONTREAU / Jean-Luc BELLER / Olivier BOUCHERON / Guillaume LE METAYER	TALBOT T26 GS - 1951	TSRC6A	7'11.791	4	36:57.565	0,820	45'27.604
51 23	Nigel WEBB	JAGUAR Type C - 1952	TSRC6A	5'38.748	4	39:15.230	0,820	48'16.932
52 56	Guy VERHOFSTADT / Louis VERHOFSTADT	ASTON MARTIN DB2/4 - 1954	GTS2		4	57:00.000	0,690	58'59.700
53 32	Jonathan TURNER / Rupert BULLOCK	AUSTIN HEALEY 100/4 - 1953	GTS2		2	33:56.738	0,690	1:10'16.047
54 19	Nicolas DIETEREN / Frédéric de VUYST	PORSCHE 550 Spyder - 1955	TSRC3A	6'39.852	2	57:00.000	0,680	1:56'16.800
55 48	Stéphane GUYOT-SIONNEST / Franck LAGORCE	AUSTIN HEALEY 100 S - 1954	TSRC5A	5'21.056	2	57:00.000	0,770	2:11'40.200
56 54	Hans-Joerg HÜBNER / Harvey STANLEY	ALLARD J2R - 1953	TSRC6A	6'29.160	2	57:00.000	0,820	2:20'13.200
57 41	Michel BLANCHARD / Karine BLANCHARD	DB PANHARD HBR4 - 1954	TSRC1A	7'39.046	1	57:00.000	0,600	3:25'12.000
58 33	Franck AUGIS / Pierre BUFFET	AUSTIN HEALEY 100 BN 1 - 1954	GTS2	5'48.179	1	57:00.000	0,690	3:55'58.800
59 47	Ulrich SCHUMACHER / Marco WERNER	MASERATI A6 GCS Barchetta - 1954	TSRC4A	5'55.875	1	57:00.000	0,720	4:06'14.400
60 3	Clive JOY / Jarrah VENABLES / Patrick SIMON	JAGUAR Type D - 1955	TSRC6A		1	57:00.000	0,820	4:40'26.400



8-9-10 | 20 JUILLET | 16



PLATEAU 2 - GRID 2 LE MANS CLASSIC 2016 RACE 1

Final Classification By Performance Index

Nr Drivers	Car	Class	Qualifying Time	Laps	Total Time	Coeficient	Index
61 36 Chris WARD	JAGUAR Type C - 1952	TSRC6A	5'04.564	1	57:00.000	0,820	4:40'26.400
62 73 Peter JOHNS / Read GOMM / Marc GORDON	JAGUAR XK 140 FHC - 1955	GTS7	6'21.060	1	1:02:00.000	0,810	5:01'19.200
Not started							
63 76 Leon PRICE	MORETTI 750 Sport - 1956	GTS3	8'38.713	1	57:00.000		3:21'46.800
64 50 Pierre ADYNS / Nicolas BERT / Bernard FILLIERS	DB HBR Barquette - 1945	TSRC5A	8'02.050	1	57:00.000		3:25'12.000
65 60	COOPER T39 - 1955	TSRC3A	6'31.120	1	57:00.000		3:52'33.600
66 63 Robi BERNBERG / Paul UGO	COOPER T39 - 1955	TSRC3A	5'40.682	1	57:00.000		3:52'33.600
67 20 Michel VERLIEFDEN	ASTON MARTIN DB2 - 1951	GTS2	6'29.213	1	57:00.000		3:55'58.800
68 59 Sam THOMAS / Katarina KYVALOVA / Andrew DEE-CROWNE	JAGUAR XK 120 - 1949	GTS2	19'47.788	1	57:00.000		3:55'58.800
69 64 Didier MARTY / Michel CAZALOT	FRAZER NASH Le Mans Replica - 1950	TSRC4A	6'21.852	1	57:00.000		4:06'14.400
70 68 John YOUNG / Derek HOOD	AUSTIN HEALEY 100 S - 1954	TSRC5A	5'42.192	1	57:00.000		4:23'20.400
71 43	MASERATI 300 S - 1955	TSRC5A	5'24.980	1	57:00.000		4:23'20.400
72 15 Malte MÜLLER-WREDE	ALLARD J2X Le Mans - 1952	TSRC6A	23'53.593	1	57:00.000		4:40'26.400
73 75 Robert FRANCIS / John THOMPSON	ALLARD J2 - 1951	TSRC6A		1	57:00.000		4:40'26.400

Published at:

Stewards:

Timekeeper:



Le Point



ARTCURIAL
// Motorcars



Clear Channel

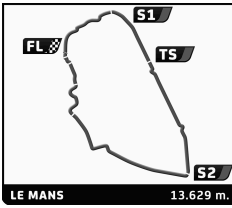


ALAIN FIGARET

NOSTALGIE



8-9-10 | 20 JUILLET | 16



PLATEAU 2 - GRID 2 LE MANS CLASSIC 2016 RACE 1

Final Classification

Nr.	Drivers	Car	Cl	Time	Lap	Total	Gap	Kph
1	6 A. WALLACE	JAGUAR Type D - 1955	TSRC6A	5:02.556	2	6	-	162.2
2	28 C. MONTEVERDE / G. PEARSON	JAGUAR Type D - 1955	TSRC6A	5:17.570	6	6	+5:15.014	154.5
3	25 N. CHAMBRON	MASERATI 300 S - 1955	TSRC5A	5:21.063	2	6	+1:03.507	152.8
4	5 S. KRINKOFF SEISS	LOTUS XI 1500 - 1956	TSRC3A	5:24.521	2	6	+21.965	151.2
5	38 J. HUBER / G. HAARMANN	MERCEDES BENZ 300 SL - 1955	GTS7	5:26.146	6	6	+23.590	150.4
6	31 J. CLARK	COOPER T39 - 1955	TSRC3A	5:34.596	3	6	+32.040	146.6
7	14 A. SMITH	JAGUAR XK 120 - 1952	GTS2	5:40.966	2	6	+5:38.410	143.9
8	23 N. WEBB	JAGUAR Type C - 1952	TSRC6A	5:42.888	3	4	+40.332	143.1
9	39 N. RUDELL	ASTON MARTIN DB2/4 - 1954	GTS2	5:48.664	3	6	+46.108	140.7
10	42 O. BLANPAIN / V. JANSSENS	AUSTIN HEALEY 100 M - 1954	GTS2	5:49.566	6	6	+47.010	140.4
11	70 M. ELICABE / C. SCALISE	MASERATI A6 GCS Barchetta - 1955	TSRC4A	5:52.961	2	5	+50.405	139.0
12	46 G. BURNETT / M. BELL / J. ALLENBY BYRNE	PORSCHE 356 Pre A - 1954	GTS1	5:52.973	3	6	+50.417	139.0
13	40 P. NEUMARK / W. GREEN	JAGUAR XK 140 FHC - 1955	GTS7	5:53.186	3	6	+50.630	138.9
14	51 N. BATCHELOR	ASTON MARTIN DB2/4 - 1953	GTS2	5:53.974	5	6	+51.418	138.6
15	4 D. MEIER	FERRARI 225 S - 1952	GTS2	5:54.375	2	6	+51.819	138.5
16	30 J. PENILLARD	PORSCHE 356 Pre A coupé 1500S - 1954	GTS1	5:55.357	2	6	+52.801	138.1
17	16 B. LANGEWIESCHE / M. WERNER	LOTUS IX - 1955	TSRC2A	5:57.322	3	6	+1:39.766	137.3
18	34 R. THORNE / .	MORGAN 4 - 1954	GTS1	5:59.032	5	6	+56.476	136.7
19	1 L. DESPLACES / J. BOIS	ASTON MARTIN DB2 - 1950	GTS2	6:00.068	2	5	+57.512	136.3
20	17 G. MESTROT / J. DA ROCHA	TRIUMPH TR2 - 1954	GTS1	6:02.404	2	5	+59.848	135.4
21	29 G. ALLEN / M. MIDGLEY	ASTON MARTIN DB2 Lightweight - 1951	GTP2	6:02.901	2	5	+1:00.345	135.2
22	65 R. AGA KHAN / A. PRILL / R. CLARK	PORSCHE 356 Pre A - 1952	GTS1	6:03.007	5	6	+1:00.451	135.2
23	53 J. GRANDIDIER	ASTON MARTIN DB2/4 - 1954	GTS2	6:03.223	3	6	+1:45.667	135.1
24	72 G. ROBSON / S. TORDOFF / R. WOOLMER / A. SMITH ROBSON	AUSTIN HEALEY 100 M - 1955	GTS7	6:04.692	2	5	+1:02.136	134.5
25	26 S. FRISCIA / G. MEURISSE	AUSTIN HEALEY 100 M - 1954	GTS2	6:07.534	5	5	+1:04.978	133.5
26	49 M. SUCARI	MASERATI A6 GCS Barchetta - 1954	TSRC4A	6:08.916	2	5	+1:06.360	133.0
27	35 E. OELSCHLAGEL / G. OELSCHLAGEL	MERCEDES BENZ 300 SL - 1955	GTS7	6:10.395	3	5	+1:07.839	132.5
28	66 Y. TOURNEUR / P. BARRIER / A. SEYLER / P. PERCEVAULT	PORSCHE 356 Speed. Pre-A 1500 S - 1954	GTS1	6:16.920	2	5	+1:14.364	130.2
29	22 J. ARNOLD / R. GANE	JOWETT Jupiter - 1953	TSRC1A	6:19.916	2	5	+1:17.360	129.1
30	2 E. TRABER / B. TRENER / S. TRENER / J. KONIG	FIAT 8V Zagato - 1953	GTS1	6:23.647	2	5	+1:21.091	127.9
31	8 P. MAHUL	DB HBR Barquette - 1957	TSRC1A	6:23.930	2	5	+1:21.374	127.8
32	21 P. MELLINGER / T. GELMINI	MASERATI 300 S - 1955	TSRC5B	6:26.611	3	5	+1:24.055	126.9
33	57 M. RICHARDSON / J. BOWLES	AC ACE - 1954	GTP6	6:29.552	3	5	+1:26.996	126.0
34	7 G. de LACRETELLE / A. WHEELER	TRIUMPH TR2 - 1954	GTS1	6:33.787	3	5	+1:31.231	124.6
35	44 S. EVANS / G. EVANS	MG Le Mans Special - 1949	TSRC3A	6:34.477	4	5	+1:31.921	124.4
36	61 T. NOYER / S. DIERICK	TRIUMPH TR2 - 1955	GTS6	6:36.138	2	4	+1:33.582	123.9
37	10 F. COINTREAU / J. LAURENT-BELLUE / O. BOUCHERON / G. LE METAYER	TALBOT T26 GS - 1951	TSRC6A	6:43.245	2	4	+1:40.689	121.7
38	52 L. KENNEDY / J. KENNEDY	LANCIA Aurelia B 20 GT - 1953	GTS2	6:45.873	2	5	+1:43.317	120.9
39	55 I. ROWLEY / D. DRINKWATER / R. OWEN	CADILLAC Series 61 - 1950	GTS2	6:56.386	2	5	+1:53.830	117.8
40	56 G. VERHOFSTADT / L. VERHOFSTADT	ASTON MARTIN DB2/4 - 1954	GTS2	6:58.987	2	4	+1:56.431	117.1
41	24 A. BLASCO / J. PEYRAUD	OSCA S 1500 TN - 1957	TSRC3A	7:01.030	2	4	+1:58.474	116.5
42	67 L. SEBBA / P. COLE	MORGAN 4 - 1953	GTP2	7:02.708	5	5	+2:00.152	116.1
43	27 J. EGURREGUY / J. BELLERET	ASTON MARTIN DB2/4 - 1953	GTS2	7:04.471	2	5	+2:01.915	115.6
44	12 J. LAURENT-BELLUE / T. PASCAULT	FRAZER NASH Le Mans Coupé - 1954	GTS1	7:09.514	2	5	+2:06.958	114.2
45	18 C. DE MIGUEL / L. DELSO / C. STEUER	LANCIA Aurelia B 20 - 1953	GTS2	7:17.869	4	4	+2:15.313	112.1
46	9 J. HUYGHUES DESPOINTES / D. BROOKS / .	DB HBR5 - 1956	TSRC2B	7:24.647	5	5	+3:07.091	110.3
47	69 F. FOUQUET-HATEVILAIN / A. MOREAU / F. DILLEMANN	DB HBR - 1958	TSRC2B	7:31.748	4	4	+2:29.192	108.6
48	11 F. COINTREAU / A. COINTREAU / P. COUSSEAU / G. LE METAYER	PANHARD Monopole - 1956	TSRC2A	7:47.098	2	4	+2:44.542	105.0
49	58 P. TAVANO / E. BERARD	Callista D 120 Ranelagh - 1951	TSRC1A	7:59.537	4	4	+2:56.981	102.3
50	45 A. MARIE / F. MARIE	DKW Monza - 1956	GTS3	8:13.732	2	4	+3:11.176	99.4
51	37 O. du BOUCHERON / A. BOUCHERON / O. du BOUCHERON / .	FIAT 1500 Spéciale - 1950	TSRC3A	8:15.527	4	4	+3:12.971	99.0
52	62 J. STEVENS / N. GAUTRIN	DB HBR 53 - 1953	TSRC2A	9:06.515	4	4	+4:48.959	89.8

Fastest Lap Lap 2 Andy WALLACE 5:02.556 162.2 Kph

Published at:

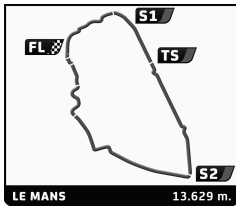
Track Status: **DRY**

Stewards:	Timekeeper:
-----------	-------------





8-9-10 | 20 JUILLET | 16



PLATEAU 2 - GRID 2 LE MANS CLASSIC 2016 RACE 1

Lap Chart

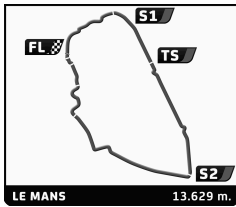
LAP

Nr	Pos	Grid	1	2	3	4	5	6	7
6	1	6	6	6	6	6	6	6	34
36	2	36	28	28	28	28	28	28	28
28	3	28	25	25	25	25	25	25	25
25	4	25	48	5	5	5	5	5	5
48	5	48	5	31	31	31	39	31	31
38	6	38	31	48	14	14	31	38	38
5	7	5	14	14	38	38	38	14	14
43	8	43	38	38	39	39	14	39	39
31	9	31	46	39	42	42	42	42	42
46	10	46	42	42	46	46	46	46	46
21	11	21	4	46	4	4	51	51	51
23	12	23	39	4	70	40	16	16	16
63	13	63	36	70	40	30	4	4	4
68	14	68	16	16	16	16	30	30	30
14	15	14	70	40	30	70	40	40	40
42	16	42	40	51	51	53	53	53	53
72	17	72	51	30	53	29	34	34	34
33	18	33	30	1	1	72	65	65	65
16	19	16	65	53	34	51	17	17	17
4	20	4	53	65	65	35	72	72	72
70	21	70	1	34	17	34	49	49	49
47	22	47	34	17	72	65	35	35	35
30	23	30	23	49	29	8	29	29	29
51	24	51	2	72	49	17	1	1	1
40	25	40	49	35	35	1	26	26	26
65	26	65	17	2	2	49	22	22	22
17	27	17	73	29	22	57	21	21	21
53	28	53	35	22	8	21	66	66	66
2	29	2	22	66	66	22	57	57	57
39	30	39	47	8	57	26	8	8	8
34	31	34	72	26	26	7	7	7	7
57	32	57	8	57	21	66	52	52	52
26	33	26	26	61	61	52	44	44	44
35	34	35	32	32	7	44	70	70	70
73	35	73	66	21	52	2	67	67	67
49	36	49	29	52	55	18	2	2	2
64	37	64	57	7	56	56	18	18	18
1	38	1	61	55	24	67	12	12	12
8	39	8	54	10	12	55	69	69	69
22	40	22	52	44	10	12	27	27	27
54	41	54	21	54	27	69	55	55	55
20	42	20	19	18	67	23	23	23	23
60	43	60	44	24	44	27	9	9	9
19	44	19	18	56	18	9	9	9	9
44	45	44	7	69	9	24	24	24	24
66	46	66	55	12	69	11	11	11	11
29	47	29	69	27	11	58	58	58	58
52	48	52	24	67	45	45	45	45	45
61	49	61	12	9	23	37	37	37	37
69	50	69	56	11	58	10	10	10	10
27	51	27	10	19	37	61	61	61	61
10	52	10	27	58	62	62	62	62	62
18	53	18	9	45	32	32	32	32	32
9	54	9	67	37	37	37	37	37	37
55	55	55	41	62	62	62	62	62	62
67	56	67	11	23	23	23	23	23	23
62	57	62	58	58	58	58	58	58	58
12	58	12	37	37	37	37	37	37	37
41	59	41	45	45	45	45	45	45	45
50	60	50	33	33	33	33	33	33	33





8-9-10 | 20
JUILLET | 16



PLATEAU 2 - GRID 2
LE MANS CLASSIC 2016
RACE 1

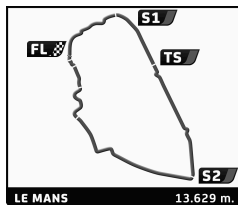
Lap Chart

37	61	37	62
58	62	58	
76	63	76	
45	64	45	
11	65	11	
59	66	59	
15	67	15	
3	68	3	
24	69	24	
32	70	32	
56	71	56	
75	72	75	
7	73	7	





8-9-10 | 20 JUILLET | 16



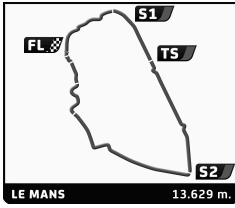
PLATEAU 2 - GRID 2 LE MANS CLASSIC 2016 RACE 1

Best Sector Times

SECTOR 1			SECTOR 2		SECTOR 3		Pos	Nr	Ideal Lap	Best Lap
Pos	Nr	Time	Nr	Time	Nr	Time				
1	6	49.870	6	1:49.715	6	2:20.641	1	6	5:00.226	5:02.556 (1)
2	28	51.485	36	1:54.295	28	2:26.811	2	28	5:16.178	5:17.570 (2)
3	5	51.766	28	1:57.882	25	2:28.192	3	25	5:19.267	5:21.063 (3)
4	25	52.300	25	1:58.775	5	2:30.281	4	5	5:23.952	5:24.521 (4)
5	48	52.365	38	2:00.484	48	2:31.012	5	48	5:24.614	
6	31	52.675	48	2:01.237	38	2:31.083	6	38	5:25.413	5:26.146 (5)
7	14	53.437	5	2:01.905	31	2:33.330	7	31	5:31.385	5:34.596 (6)
8	38	53.846	31	2:05.380	21	2:37.285	8	23	5:40.230	5:42.888 (8)
9	23	54.107	23	2:05.602	14	2:37.317	9	14	5:40.551	5:40.966 (7)
10	16	54.902	72	2:07.780	42	2:37.465	10	72	5:42.678	6:04.692 (24)
11	42	55.060	21	2:09.123	72	2:37.703	11	42	5:44.382	5:49.566 (10)
12	40	55.917	39	2:09.561	23	2:40.521	12	39	5:47.794	5:48.664 (9)
13	51	56.088	14	2:09.797	39	2:42.093	13	21	5:48.396	6:26.611 (32)
14	39	56.140	42	2:11.857	70	2:42.144	14	40	5:51.671	5:53.186 (13)
15	30	56.142	40	2:12.283	30	2:42.343	15	70	5:51.732	5:52.961 (11)
16	4	56.415	4	2:12.565	16	2:42.510	16	4	5:52.598	5:54.375 (15)
17	70	56.658	70	2:12.930	46	2:42.577	17	51	5:52.859	5:53.974 (14)
18	17	56.915	51	2:13.328	51	2:43.443	18	30	5:53.077	5:55.357 (16)
19	34	57.149	30	2:14.592	40	2:43.471	19	16	5:53.360	5:57.322 (17)
20	65	57.168	1	2:15.776	4	2:43.618	20	34	5:57.628	5:59.032 (18)
21	72	57.195	16	2:15.948	34	2:44.525	21	1	5:59.849	6:00.068 (19)
22	26	57.292	34	2:15.954	17	2:45.350	22	65	5:59.893	6:03.007 (22)
23	53	57.381	65	2:16.610	29	2:45.831	23	17	6:00.422	6:02.404 (20)
24	1	57.783	29	2:17.214	65	2:46.115	24	29	6:01.478	6:02.901 (21)
25	73	57.883	49	2:17.338	1	2:46.290	25	53	6:03.223	6:03.223 (23)
26	66	58.180	53	2:18.031	35	2:46.340	26	49	6:06.474	6:08.916 (26)
27	29	58.433	17	2:18.157	53	2:47.811	27	26	6:06.757	6:07.534 (25)
28	49	59.300	73	2:19.146	26	2:49.795	28	66	6:11.980	6:16.920 (28)
29	22	59.762	26	2:19.670	49	2:49.836	29	73	6:12.205	
30	8	59.846	57	2:21.580	66	2:50.870	30	57	6:14.418	6:29.552 (33)
31	44	1:00.577	2	2:22.759	57	2:51.626	31	22	6:18.310	6:19.916 (29)
32	2	1:00.616	66	2:22.930	22	2:53.137	32	2	6:18.730	6:23.647 (30)
33	57	1:01.212	47	2:25.129	8	2:54.810	33	8	6:22.665	6:23.930 (31)
34	10	1:01.263	22	2:25.411	73	2:55.176	34	7	6:31.305	6:33.787 (34)
35	21	1:01.988	8	2:28.009	2	2:55.355	35	44	6:33.419	6:34.477 (35)
36	52	1:02.230	7	2:28.415	44	2:58.425	36	61	6:36.138	6:36.138 (36)
37	61	1:02.832	54	2:30.223	7	2:59.339	37	54	6:41.802	
38	7	1:03.551	56	2:31.050	61	3:01.715	38	10	6:43.245	6:43.245 (37)
39	55	1:03.561	61	2:31.591	24	3:03.297	39	52	6:44.642	6:45.873 (38)
40	69	1:04.880	67	2:33.025	10	3:04.875	40	24	6:48.241	7:01.030 (41)
41	27	1:05.277	44	2:34.417	54	3:05.122	41	55	6:51.916	6:56.386 (39)
42	24	1:05.567	52	2:36.867	52	3:05.545	42	67	6:54.156	7:02.708 (42)
43	19	1:06.243	10	2:37.107	55	3:07.327	43	56	6:55.123	6:58.987 (40)
44	54	1:06.457	18	2:38.944	47	3:09.268	44	27	7:00.193	7:04.471 (43)
45	18	1:06.543	24	2:39.377	67	3:12.938	45	18	7:00.862	7:17.869 (45)
46	67	1:08.193	19	2:39.441	27	3:13.817	46	19	7:05.206	
47	9	1:08.197	12	2:39.644	69	3:14.768	47	69	7:05.587	7:31.748 (47)
48	12	1:08.876	55	2:41.028	56	3:15.175	48	12	7:06.745	7:09.514 (44)
49	56	1:08.898	27	2:41.099	18	3:15.375	49	9	7:21.316	7:24.647 (46)
50	11	1:11.841	69	2:45.939	12	3:18.225	50	41	7:35.916	
51	41	1:13.429	9	2:51.694	19	3:19.522	51	11	7:41.030	7:47.098 (48)
52	37	1:13.924	41	2:53.750	9	3:21.425	52	45	7:50.860	8:13.732 (50)



8-9-10 | 20 JUILLET | 16



PLATEAU 2 - GRID 2 LE MANS CLASSIC 2016 RACE 1

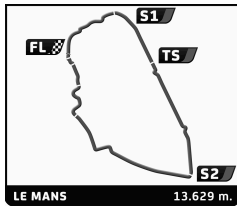
Best Sector Times

Pos	SECTOR 1		SECTOR 2		SECTOR 3		Pos	Nr	Ideal Lap	Best Lap
	Nr	Time	Nr	Time	Nr	Time				
53	58	1:14.322	11	2:58.805	36	3:22.060	53	58	7:58.232	7:59.537 (49)
54	45	1:17.738	45	3:01.596	41	3:28.737	54	37	7:59.404	8:15.527 (51)
55	62	1:35.630	62	3:02.334	11	3:30.384	55	62	8:17.476	9:06.515 (52)
56	36	5:39.688	58	3:06.806	45	3:31.526	56	36	10:56.043	





8-9-10 | 20 JUILLET 16



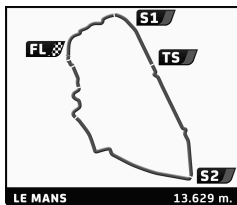
PLATEAU 2 - GRID 2 LE MANS CLASSIC 2016 RACE 1

Best Top Speeds

Nr	Car	Class	Top Speed Driver	Top 1		Top 2		Top 3		Top 4		Top 5		Avg
				Kph	Lap	Kph	Lap	Kph	Lap	Kph	Lap	Kph	Lap	
6	JAGUAR Type D - 1955	TSRC6A	A. WALLACE	219.4	1	219.0	5	214.2	3	203.1	2	198.7	6	210,9
28	JAGUAR Type D - 1955	TSRC6A	C. MONTEVERDE	215.5	5	214.7	4	210.5	6	208.5	1	207.7	3	211,4
25	MASERATI 300 S - 1955	TSRC5A	N. CHAMBON	212.6	5	210.9	1	199.7	3	193.7	6	192.4	2	201,9
48	AUSTIN HEALEY 100 S - 1954	TSRC5A	S. GUYOT-SOINNEST	209.7	1	209.3	2							209,5
5	LOTUS XI 1500 - 1956	TSRC3A	S. KRKNOFF SEISS	204.6	4	201.6	2	196.2	1	192.4	6	191.0	5	197,2
51	ASTON MARTIN DB2/4 - 1953	GTS2	N. BATCHELOR	204.2	4	202.3	5	177.9	3	177.4	2	172.9	6	186,9
29	ASTON MARTIN DB2 Lightnigh - 1951	GTP2	G. ALLEN	203.8	3	192.4	4	192.0	2	150.5	1	150.1	5	177,8
39	ASTON MARTIN DB2/4 - 1954	GTS2	N. RUJDELL	196.2	3	192.0	1	188.7	5	186.5	4	183.9	6	189,5
42	AUSTIN HEALEY 100 M - 1954	GTS2	O. BLANPAIN	195.8	5	191.0	6	183.9	3	174.5	1	174.3	2	183,9
16	LOTUS IX - 1955	TSRC2A	B. LANGEWIESCHE	195.5	1	193.7	2	190.0	6	187.1	5	186.5	4	190,6
23	JAGUAR Type C - 1952	TSRC6A	N. WEBB	192.4	3	189.4	5	187.7	2	185.2	4	165.0	1	183,9
14	JAGUAR XK 120 - 1952	GTS2	A. SMITH	190.0	1	181.8	3	174.8	6	172.1	4	171.3	2	178,0
57	AC ACE - 1954	GTP6	M. RICHARDSON	186.8	3	186.1	5	180.9	4	172.1	2	146.9	1	174,6
26	AUSTIN HEALEY 100 M - 1954	GTS2	S. FRISCIA	183.6	4	175.1	2	171.8	5	167.3	3	139.9	1	167,5
34	MORGAN 4 - 1954	GTS1	R. THORNE	179.7	5	171.0	4	168.6	3	168.1	2	154.1	6	168,3
21	MASERATI 300 S - 1955	TSRC5B	P. MELLINGER	179.1	5	161.6	2	155.6	3	147.8	4	134.9	1	155,8
65	PORSCHE 356 Pre A - 1952	GTS1	R. AGA KHAN	178.2	1	177.4	4	175.4	5	174.0	3	164.3	2	173,9
4	FERRARI 225 S - 1952	GTS2	D. MEIER	177.7	1	172.6	5	165.0	2	158.6	3	155.2	6	165,8
22	JOWETT Jupiter - 1953	TSRC1A	J. ARNOLD	177.4	3	174.8	5	174.5	4	172.6	1	167.3	2	173,3
66	PORSCHE 356 Speed. Pre A 1500 S - 1954	GTS1	V. TOURNEUR	177.1	2	171.3	3	170.7	5	162.8	1	161.6	4	168,7
49	MASERATI A6 GCS Barchetta - 1954	TSRC4A	M. SUCARI	175.7	4	165.3	3	165.0	2	157.4	1	155.4	5	163,8
1	ASTON MARTIN DB2 - 1950	GTS2	L. DESPLACES	174.0	2	170.2	3	163.1	4	155.0	5	151.5	1	162,8
53	ASTON MARTIN DB2/4 - 1954	GTS2	J. GRANDIDIER	171.8	5	169.7	4	166.6	2	166.0	3	165.5	6	167,9
61	TRIUMPH TR2 - 1955	GTS6	T. NOYER	169.7	2	162.1	1	158.1	3	120.9	4			152,7
7	TRIUMPH TR2 - 1954	GTS1	G. de LACRETELLE	167.3	5	167.1	3	164.5	1	155.4	2	153.0	4	161,5
17	TRIUMPH TR2 - 1954	GTS1	G. MESTROT	165.3	3	164.8	2	164.5	4	160.7	5	141.2	1	159,3
18	LANCIA Aurelia B 20 - 1953	GTS2	C. DE MIGUEL	164.5	2	146.3	5	144.5	4	138.3	1	130.9	3	144,9
27	ASTON MARTIN DB2/4 - 1953	GTS2	J. EGURREGUY	157.0	2									157,0
44	MG Le Mans Special - 1949	TSRC3A	S. EVANS	156.5	5	148.7	4	146.5	2	135.7	3	120.3	1	141,5
52	LANCIA Aurelia B 20 GT - 1953	GTS2	L. KENNEDY	155.2	2	148.0	3	145.3	4	141.5	1	139.9	5	146,0
12	FRAZER NASH Le Mans Coupé - 1954	GTS1	J. LAURENT-BELLUE	153.9	3	152.4	2	149.1	5	141.3	4	138.7	1	147,1
2	FIAT 8V Zagato - 1953	GTS1	E. TRABER	152.6	2	151.3	3	149.9	1	118.0	5	102.1	4	134,8
73	JAGUAR XK 140 FHC - 1955	GTS7	P. JOHNS	149.7	1									149,7
9	DB HBR5 - 1956	TSRC2B	J. HUYGHE DESPONTES	148.0	5	147.1	4	141.2	3	133.6	2	131.3	1	140,2
47	MASERATI A6 GCS Barchetta - 1954	TSRC4A	U. SCHUMACHER	147.8	1									147,8
24	OSCA S 1500 TN - 1957	TSRC3A	A. BLASCO	147.6	3	142.8	1	142.8	4	139.4	2			143,2
41	DB PANHARD HBR4 - 1954	TSRC1A	M. BLANCHARD	137.4	1									137,4
45	DKW Monza - 1956	GTS3	A. MARIE	136.6	4	126.2	2	125.6	3	113.3	1			125,4
54	ALLARD J2R - 1953	TSRC6A	H. HÜBNER	132.8	2	127.0	1							129,9
58	Callisto D 120 Ramelagh - 1951	TSRC1A	P. TAVANO	132.4	4	128.4	1	127.0	3	126.6	2			128,6
10	TALBOT T26 GS - 1951	TSRC6A	F. COINTREAU	130.4	2	118.5	4	116.5	3	113.9	1			119,8
37	FIAT 1500 Spéciale - 1950	TSRC3A	O. du BOUCHERON	128.8	1	125.9	2	124.9	3	117.4	4			124,3
62	DB HBR 53 - 1953	TSRC2A	J. STEVENS	113.7	2	111.5	4	110.7	3	110.0	1			111,5
55	CADILLAC Series 61 - 1950	GTS2	I. ROWLEY											
76	MORETTI 750 Sport - 1956	GTS3												
63	COOPER T39 - 1955	TSRC3A												
68	AUSTIN HEALEY 100 S - 1954	TSRC5A												
30	PORSCHE 356 Pre A coupé 1500S - 1954	GTS1	J. PENILLARD											
8	DB HBR Barquette - 1957	TSRC1A	P. MAHUL											
32	AUSTIN HEALEY 100/4 - 1953	GTS2	J. TURNER											
40	JAGUAR XK 140 FHC - 1955	GTS7	P. NEUMARK											



8-9-10 | 20 JUILLET | 16



PLATEAU 2 - GRID 2 LE MANS CLASSIC 2016 RACE 1

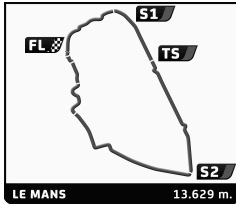
Best Top Speeds

Nr	Car	Class	Top Speed Driver	Top 1		Top 2		Top 3		Top 4		Top 5	
				Kph	Lap	Kph	Lap	Kph	Lap	Kph	Lap	Kph	Lap
60	COOPER T39 - 1955	TSRC3A											
15	ALLARD J2X Le Mans - 1952	TSRC6A											
35	MERCEDES BENZ 300 SL - 1955	GTS7	E. OELSCHLAGEL										
31	COOPER T39 - 1955	TSRC3A	J. CLARK										
69	DB HBR - 1958	TSRC2B	F. FOUQUET-HENRIJAN										
20	ASTON MARTIN DB2 - 1951	GTS2											
38	MERCEDES BENZ 300 SL - 1955	GTS7	J. HUBER										
56	ASTON MARTIN DB2/4 - 1954	GTS2	G. VERHOFSTADT										
75	ALLARD J2 - 1951	TSRC6A											
43	MASERATI 300 S - 1955	TSRC5A											
19	PORSCHE 550 Spyder - 1955	TSRC3A	N. D'IETEREN										
11	PANHARD Monopole - 1956	TSRC2A	F. COINTREAU										
59	JAGUAR XK 120 - 1949	GTS2											
70	MASERATI A6 GCS Barchetta - 1955	TSRC4A	M. ELICABE										
36	JAGUAR Type C - 1952	TSRC6A	C. WARD										
50	DB HBR Barquette - 1945	TSRC5A											
64	FRAZER NASH Le Mans Replica - 1950	TSRC4A											
3	JAGUAR Type D - 1955	TSRC6A											
46	PORSCHE 356 Pre A - 1954	GTS1	G. BURNETT										
72	AUSTIN HEALEY 100 M - 1955	GTS7	G. ROBSON										
33	AUSTIN HEALEY 100 BN 1 - 1954	GTS2	F. AUGIS										
67	MORGAN 4 - 1953	GTP2	L. SEBBA										





8-9-10 | 20
JUILLET | 16



PLATEAU 2 - GRID 2
LE MANS CLASSIC 2016
RACE 1

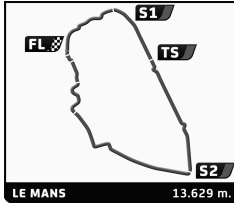
Fastest Lap Sequence

Practice Time	Drivers	Car	Class	Time	Kph	Lap
10:04.973	6 A. WALLACE	JAGUAR Type D - 1955	TSRC6A	5:02.556	162.2	2





8-9-10 | 20 JUILLET | 16



PLATEAU 2 - GRID 2 LE MANS CLASSIC 2016 RACE 1

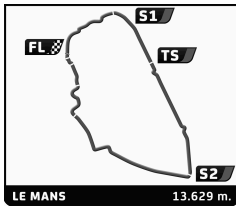
Analysis by lap

Lapped

Nr	Lap Time	Gap	Nr	Lap Time	Gap	Nr	Lap Time	Gap	Nr	Lap Time	Gap	Nr	Lap Time	Gap			
Lap 1			11	8:37.190	3:34.773	Lap 3			27	7:30.786	1 Lap	55	9:49.694	1 Lap			
6	5:02.417		58	8:45.222	3:42.805	6	5:08.393		67	7:11.920	1 Lap	46	7:26.200	4:13.211	12	9:00.925	1 Lap
28	5:20.740	18.323	37	8:53.542	3:51.125	67	7:10.231	1 Lap	31	5:48.726	2:14.031	51	5:53.974	4:14.918	69	7:31.748	1 Lap
25	5:23.061	20.644	45	9:04.644	4:02.227	9	7:42.231	1 Lap	44	8:31.566	1 Lap	14	5:53.487	2:42.783	16	7:11.997	4:18.027
48	5:28.628	26.211	33	9:05.132	4:02.715	28	5:21.162	48.796	38	5:56.422	2:58.384	38	5:56.422	2:58.384	4	7:33.996	4:26.758
5	5:32.981	30.564	62	9:18.128	4:15.711	25	5:22.508	53.266	18	8:49.177	1 Lap	39	5:49.070	3:05.333	30	7:25.592	4:29.511
31	5:47.020	44.603	Lap 2			11	7:47.098	1 Lap	9	7:46.852	1 Lap	23	5:57.835	1 Lap			
14	5:54.285	51.868	6	5:02.556		5	5:28.537	1:12.673	42	5:58.033	3:16.199	27	9:18.319	1 Lap			
38	5:55.236	52.819	28	5:20.260	36.027	19	9:19.759	1 Lap	69	8:55.263	1 Lap	40	7:48.235	4:48.320			
46	6:02.823	1:00.406	25	5:21.063	39.151	31	5:34.596	1:43.572	46	6:01.026	3:23.310	53	7:18.590	5:00.613			
42	6:03.488	1:01.071	5	5:24.521	52.529	58	8:17.773	1 Lap	4	6:01.658	3:29.061	34	5:59.032	5:01.735			
4	6:07.766	1:05.349	31	5:35.322	1:17.369	45	8:13.732	1 Lap	11	7:41.513	1 Lap	9	8:33.624	1 Lap			
39	6:08.303	1:05.886	48	5:54.565	1:18.220	14	5:45.678	2:07.563	40	6:04.057	3:36.384	65	6:03.007	5:07.941			
36	6:08.815	1:06.398	14	5:40.966	1:30.278	38	5:47.698	2:20.229	30	6:03.286	3:40.218						
16	6:09.230	1:06.813	38	5:50.661	1:40.924	37	8:50.880	1 Lap	16	6:08.627	3:42.329	Lap 6					
70	6:09.978	1:07.561	39	5:50.929	1:54.259	39	5:48.664	2:34.530	70	6:18.250	3:46.459	6	5:08.838				
40	6:15.682	1:13.265	42	5:56.135	1:54.650	42	5:50.176	2:36.433	53	6:12.702	4:18.322	24	10:13.341	2 Laps			
51	6:16.588	1:14.171	46	5:58.121	1:55.971	46	5:52.973	2:40.551	29	6:05.701	4:36.794	17	6:05.402	1 Lap			
30	6:17.251	1:14.834	4	5:54.375	1:57.168	4	5:56.895	2:45.670	72	6:23.207	4:53.110	72	7:24.697	1 Lap			
65	6:21.926	1:19.509	70	5:52.961	1:57.966	70	5:56.903	2:46.476	51	7:18.314	4:57.243	49	6:10.777	1 Lap			
53	6:27.922	1:25.505	16	5:58.783	2:03.040	40	5:53.186	2:50.594	35	6:23.701	5:00.548	35	7:20.097	1 Lap			
1	6:28.432	1:26.015	40	5:55.092	2:05.801	16	5:57.322	2:51.969	45	8:17.744	1 Lap	29	7:51.407	1 Lap			
34	6:33.894	1:31.477	51	5:55.127	2:06.742	30	5:55.957	2:55.199	23	5:42.888	1 Lap	1	6:21.707	1 Lap			
23	6:34.450	1:32.033	30	5:55.357	2:07.635	51	5:58.847	2:57.196	34	7:23.971	5:39.002	28	5:17.570	1:11.547			
2	6:35.479	1:33.062	1	6:00.068	2:23.527	53	6:03.223	3:23.887	65	7:23.527	5:41.233	25	5:24.370	1:25.402			
49	6:36.299	1:33.882	53	6:06.108	2:29.057	1	6:11.089	3:26.223	8	6:33.604	5:43.469	26	6:07.534	1 Lap			
17	6:36.300	1:33.883	65	6:13.712	2:30.665	34	6:08.722	3:33.298	17	7:32.838	5:52.103	32	20:10.007	3 Laps			
73	6:42.284	1:39.867	34	6:04.048	2:32.969	65	6:13.701	3:35.973	1	8:00.225	6:08.181	22	6:21.688	1 Lap			
35	6:44.273	1:41.856	17	6:02.404	2:33.731	17	6:12.194	3:37.532	49	7:36.904	6:09.231	21	7:15.939	1 Lap			
22	6:45.236	1:42.819	49	6:08.916	2:40.242	72	6:05.145	3:48.170	57	6:42.387	6:11.656	5	5:30.700	2:16.579			
47	6:50.750	1:48.333	72	6:04.692	2:51.418	29	6:02.996	3:49.360	21	6:32.420	6:17.288	66	6:27.601	1 Lap			
72	6:51.699	1:49.282	35	6:13.812	2:53.112	49	6:18.745	3:50.594	58	9:55.159	1 Lap	57	8:01.516	1 Lap			
8	6:52.655	1:50.238	2	6:23.647	2:54.153	35	6:10.395	3:55.114	Lap 5			11	10:40.653	2 Laps			
26	6:54.968	1:52.551	29	6:02.901	2:54.757	62	10:15.514	1 Lap	6	6:36.299		58	7:59.537	2 Laps			
32	6:55.249	1:52.832	22	6:19.916	3:00.179	2	6:36.625	4:22.385	37	9:42.054	2 Laps	45	9:23.538	2 Laps			
66	6:55.308	1:52.891	66	6:16.920	3:07.255	22	6:34.979	4:26.765	22	7:55.507	1 Lap	8	8:48.908	1 Lap			
29	6:56.829	1:54.412	8	6:23.930	3:11.612	8	6:24.913	4:28.132	26	7:39.003	1 Lap	37	8:15.527	2 Laps			
57	6:58.469	1:56.052	26	6:28.571	3:18.566	66	6:34.651	4:33.513	7	6:52.538	1 Lap	31	5:41.965	3:33.493			
61	7:04.523	2:02.106	57	6:32.881	3:26.377	57	6:29.552	4:47.536	66	8:22.178	1 Lap	38	5:26.146	3:35.532			
54	7:10.928	2:08.511	61	6:36.138	3:35.688	23	13:27.638	1 Lap	28	6:41.401	1:02.815	7	8:19.497	1 Lap			
52	7:18.589	2:16.172	32	6:51.482	3:41.758	26	6:41.107	4:51.280	25	6:38.972	1:09.870	14	5:43.673	3:54.785			
21	7:21.216	2:18.799	21	6:28.674	3:44.917	21	6:26.611	5:03.135	5	6:50.261	1:54.717	52	7:01.827	1 Lap			
19	7:33.716	2:31.299	52	6:45.873	3:59.489	61	6:45.062	5:12.357	52	8:29.200	1 Lap	44	6:43.924	1 Lap			
44	7:35.753	2:33.336	7	6:42.249	4:13.974	Lap 4			39	5:58.356	2:27.390	70	12:27.906	1 Lap			
18	7:36.573	2:34.156	55	6:56.386	4:29.247	6	5:18.267		62	10:02.637	2 Laps	39	7:18.439	4:36.991			
7	7:36.698	2:34.281	10	6:43.245	4:35.632	7	6:33.787	1 Lap	44	6:34.477	1 Lap	42	5:49.566	4:37.381			
55	7:37.834	2:35.417	44	7:06.761	4:37.541	52	6:54.635	1 Lap	2	10:19.402	1 Lap	10	14:28.004	2 Laps			
69	7:40.451	2:38.034	54	7:35.394	4:41.349	28	5:27.184	57.713	31	7:22.634	3:00.366	46	5:59.932	5:04.305			
24	7:49.700	2:47.283	18	7:11.119	4:42.719	55	6:56.939	1 Lap	38	6:56.139	3:18.224	51	6:01.893	5:07.973			
12	7:53.176	2:50.759	24	7:01.030	4:45.757	25	5:32.198	1:07.197	14	7:13.466	3:19.950	16	5:59.344	5:08.533			
56	7:56.099	2:53.682	56	6:58.987	4:50.113	56	6:56.208	1 Lap	18	7:17.869	1 Lap	61	17:03.124	2 Laps			
10	7:57.360	2:54.943	69	7:18.262	4:53.740	24	7:20.715	1 Lap	56	9:07.648	1 Lap	4	5:56.270	5:14.190			
27	7:58.830	2:56.413	12	7:09.514	4:57.717	5	5:46.349	1:40.755	67	8:23.509	1 Lap	30	6:01.274	5:21.947			
9	8:12.216	3:09.799	27	7:04.471	4:58.328	12	7:18.008	1 Lap	42	7:16.753	3:56.653	67	7:02.708	1 Lap			
67	8:15.285	3:12.868				10	7:48.956	1 Lap		2	8:13.932	1 Lap					
41	8:23.840	3:21.423															



8-9-10 | 20
JUILLET | 16



PLATEAU 2 - GRID 2
LE MANS CLASSIC 2016
RACE 1

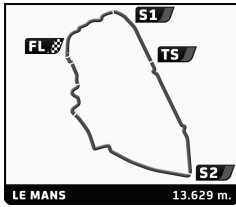
Analysis by lap

Lapped

Nr	Lap Time	Gap	Nr	Lap Time	Gap	Nr	Lap Time	Gap	Nr	Lap Time	Gap	Nr	Lap Time	Gap
18	7:17.954	1 Lap												
40	6:17.647	5:57.129												
53	6:06.756	5:58.531												
34	6:05.962	5:58.859												
Lap 7														
34	0.122													
65	6:13.179	1 Lap												
62	9:06.515	3 Laps												
12	7:23.953	2 Laps												
69	7:43.265	2 Laps												
27	7:18.668	2 Laps												
55	7:52.007	2 Laps												
23	7:32.419	2 Laps												
9	7:24.647	2 Laps												



8-9-10 | 20
JUILLET | 16



PLATEAU 2 - GRID 2
LE MANS CLASSIC 2016
RACE 1

Sector Analysis

Personal Best Session Best B Crossing the finish line in pit lane

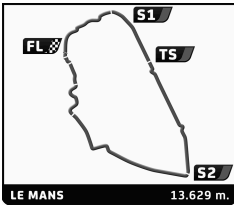
Table with columns: Lap, D, Time, Sector 1, Sector 2, Sector 3, T. Spd, Elapsed. Rows are grouped by race number (1-16) and driver names. Includes car models and race classes.

RICHARD MILLE





8-9-10 | 20 JUILLET | 16



PLATEAU 2 - GRID 2 LE MANS CLASSIC 2016 RACE 1

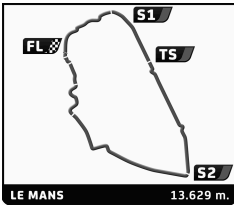
Sector Analysis

■ Personal Best
 ■ Session Best
 ■ Crossing the finish line in pit lane

Lap	D	Time	Sector 1	Sector 2	Sector 3	T. Spd	Elapsed	Lap	D	Time	Sector 1	Sector 2	Sector 3	T. Spd	Elapsed
17 TRIUMPH TR2 - 1954 1. Guy MESTROT (GTS1) 2. José DA ROCHA															
1	1	6:36.300	1:16.944	2:26.211	2:53.145	141.2	6:36.300	1	1	5:23.061	56.094	1:58.775	2:28.192	210.9	5:23.061
2	1	6:02.404	56.915	2:20.139	2:45.350	164.8	12:38.704	2	1	5:21.063	52.300	2:00.388	2:28.375	192.4	10:44.124
3	1	6:12.194 B	57.813	2:19.693	2:54.688	165.3	18:50.898	3	1	5:22.508	52.500	2:01.443	2:28.565	199.7	16:06.632
4	1	7:32.838	2:23.169	2:20.178	2:49.491	164.5	26:23.736	4	1	5:32.198 B	53.319	2:00.699	2:38.180	187.1	21:38.830
5	1	6:05.402	58.183	2:18.157	2:49.062	160.7	32:29.138	5	1	6:38.972	2:09.564	2:00.443	2:28.965	212.6	28:17.802
5	1	6:05.402	58.183	2:18.157	2:49.062	160.7	32:29.138	6	1	5:24.370	52.462	2:00.918	2:30.990	193.7	33:42.172
18 LANCIA Aurelia B 20 - 1953 1. Carlos DE MIGUEL (GTS2) 2. Luis DELSO															
1	1	7:36.573	1:37.679	2:43.519	3:15.375	138.3	7:36.573	1	1	6:54.968	1:25.157	2:26.079	3:03.732	139.9	6:54.968
2	1	7:11.119 B	1:06.543	2:38.944	3:25.632	164.5	14:47.692	2	1	6:28.571	1:01.658	2:24.092	3:02.821	175.1	13:23.539
3	1	8:49.177	2:35.009	2:51.536	3:22.632	130.9	23:36.869	3	1	6:41.107 B	1:02.869	2:26.034	3:12.204	167.3	20:04.646
4	1	7:17.869	1:08.076	2:46.528	3:23.265	144.5	30:54.738	4	1	7:39.003	2:29.091	2:19.670	2:50.242	183.6	27:43.649
5	1	7:17.954	1:10.955	2:44.583	3:22.416	146.3	38:12.692	5	1	6:07.534	57.292	2:20.447	2:49.795	171.8	33:51.183
19 PORSCHE 550 Spyder - 1955 1. Nicolas D'IETEREN (TSRC3A) 2. Frédéric de VUYST															
1	1	7:33.716	1:34.753	2:39.441	3:19.522		7:33.716	1	1	7:58.830	1:46.483	2:44.450	3:27.897		7:58.830
2	1	9:19.759 B	1:06.243	2:57.817	5:15.699		16:53.475	2	1	7:04.471	1:07.685	2:41.099	3:15.687	157.0	15:03.301
21 MASERATI 300 S - 1955 1. Pierre MELLINGER (TSRC5B) 2. Tommaso GELMINI															
1	1	7:21.216	1:44.651	2:32.393	3:04.172	134.9	7:21.216	1	1	5:20.740	54.439	1:57.882	2:28.419	208.5	5:20.740
2	1	6:28.674	1:03.273	2:21.175	3:04.226	161.6	13:49.890	2	1	5:20.260	51.759	2:00.200	2:28.301	193.7	10:41.000
3	1	6:26.611	1:04.891	2:24.957	2:56.763	155.6	20:16.501	3	1	7:30.786 B	1:10.780	2:43.703	3:36.303		22:34.087
4	1	6:32.420 B	1:01.988	2:20.059	3:10.373	147.8	26:48.921	4	1	9:18.319	3:18.306	2:46.196	3:13.817		31:52.406
5	1	7:15.939	2:29.531	2:09.123	2:37.285	179.1	34:04.860	5	1	7:18.668	1:05.277	2:49.740	3:23.651		39:11.074
22 JOWETT Jupiter - 1953 1. John A ARNOLD (TSRC1A) 2. Richard GANE															
1	1	6:45.236	1:20.145	2:26.362	2:58.729	172.6	6:45.236	1	1	5:21.162	52.041	2:00.118	2:29.003	207.7	16:02.162
2	1	6:19.916	1:00.404	2:26.229	2:53.283	167.3	13:05.152	4	1	5:27.184 B	56.180	1:58.125	2:32.879	214.7	21:29.346
3	1	6:34.979 B	59.762	2:25.411	3:09.806	177.4	19:40.131	5	1	6:41.401	2:15.247	1:58.358	2:27.796	215.5	28:10.747
4	1	7:55.507	2:34.778	2:27.592	2:53.137	174.5	27:35.638	6	1	5:17.570	51.485	1:59.274	2:26.811	210.5	33:28.317
5	1	6:21.688	1:00.567	2:27.112	2:54.009	174.8	33:57.326								
23 JAGUAR Type C - 1952 1. Nigel WEBB (TSRC6A)															
1	1	6:34.450 B	1:08.312	2:25.335	3:00.803	165.0	6:34.450	1	1	6:56.829	1:42.907	2:23.613	2:50.309	150.5	6:56.829
2	1	13:27.638	8:41.515	2:05.602	2:40.521	187.7	20:02.088	2	1	6:02.901	58.433	2:17.942	2:46.526	192.0	12:59.730
3	1	5:42.888	54.107	2:06.077	2:42.704	192.4	25:44.976	3	1	6:02.996	59.890	2:17.275	2:45.831	203.8	19:02.726
4	1	5:57.835 B	59.397	2:11.701	2:46.737	185.2	31:42.811	4	1	6:05.701 B	58.815	2:17.214	2:49.672	192.4	25:08.427
5	1	7:32.419	2:29.894	2:16.094	2:46.431	189.4	39:15.230	5	1	7:51.407	2:27.273	2:28.184	2:55.950	150.1	32:59.834
24 OSCA S 1500 TN - 1957 1. Antoine BLASCO (TSRC3A) 2. Jean Jacques PEYRAUD															
1	1	7:49.700	1:49.866	2:42.686	3:17.148	142.8	7:49.700	1	1	6:17.251	1:12.983	2:19.535	2:44.733		6:17.251
2	1	7:01.030	1:05.567	2:41.383	3:14.080	139.4	14:50.730	2	1	5:55.357	56.346	2:16.668	2:42.343		12:12.608
3	1	7:20.715 B	1:09.433	2:42.618	3:28.664	147.6	22:11.445	3	1	5:55.957	56.311	2:16.458	2:43.188		18:08.565
4	1	10:13.341	4:30.667	2:39.377	3:03.297	142.8	32:24.786	4	1	6:03.286 B	56.142	2:14.592	2:52.552		24:11.851
								5	1	7:25.592	2:27.089	2:14.746	2:43.757		31:37.443
								6	1	6:01.274	56.581	2:17.279	2:47.414		37:38.717
25 MASERATI 300 S - 1955 1. Nicolas CHAMBON (TSRC5A)															
1	1	5:23.061	56.094	1:58.775	2:28.192	210.9	5:23.061	1	1	6:54.968	1:25.157	2:26.079	3:03.732	139.9	6:54.968
2	1	5:21.063	52.300	2:00.388	2:28.375	192.4	10:44.124	2	1	6:28.571	1:01.658	2:24.092	3:02.821	175.1	13:23.539
3	1	5:22.508	52.500	2:01.443	2:28.565	199.7	16:06.632	3	1	6:41.107 B	1:02.869	2:26.034	3:12.204	167.3	20:04.646
4	1	5:32.198 B	53.319	2:00.699	2:38.180	187.1	21:38.830	4	1	7:39.003	2:29.091	2:19.670	2:50.242	183.6	27:43.649
5	1	6:38.972	2:09.564	2:00.443	2:28.965	212.6	28:17.802	5	1	6:07.534	57.292	2:20.447	2:49.795	171.8	33:51.183
6	1	5:24.370	52.462	2:00.918	2:30.990	193.7	33:42.172								
26 AUSTIN HEALEY 100 M - 1954 1. Stefano FRISCIA (GTS2) 2. Guillaume MEURISSE															
1	1	6:54.968	1:25.157	2:26.079	3:03.732	139.9	6:54.968	1	1	7:58.830	1:46.483	2:44.450	3:27.897		7:58.830
2	1	6:28.571	1:01.658	2:24.092	3:02.821	175.1	13:23.539	2	1	7:04.471	1:07.685	2:41.099	3:15.687	157.0	15:03.301
3	1	6:41.107 B	1:02.869	2:26.034	3:12.204	167.3	20:04.646	3	1	7:30.786 B	1:10.780	2:43.703	3:36.303		22:34.087
4	1	7:39.003	2:29.091	2:19.670	2:50.242	183.6	27:43.649	4	1	9:18.319	3:18.306	2:46.196	3:13.817		31:52.406
5	1	6:07.534	57.292	2:20.447	2:49.795	171.8	33:51.183	5	1	7:18.668	1:05.277	2:49.740	3:23.651		39:11.074
27 ASTON MARTIN DB2/4 - 1953 1. Jacques EGURREGUY (GTS2) 2. Jean BELLERET															
1	1	7:58.830	1:46.483	2:44.450	3:27.897		7:58.830	1	1	5:20.740	54.439	1:57.882	2:28.419	208.5	5:20.740
2	1	7:04.471	1:07.685	2:41.099	3:15.687	157.0	15:03.301	2	1	5:20.260	51.759	2:00.200	2:28.301	193.7	10:41.000
3	1	7:30.786 B	1:10.780	2:43.703	3:36.303		22:34.087	3	1	5:21.162	52.041	2:00.118	2:29.003	207.7	16:02.162
4	1	9:18.319	3:18.306	2:46.196	3:13.817		31:52.406	4	1	5:27.184 B	56.180	1:58.125	2:32.879	214.7	21:29.346
5	1	7:18.668	1:05.277	2:49.740	3:23.651		39:11.074	5	1	6:41.401	2:15.247	1:58.358	2:27.796	215.5	28:10.747
								6	1	5:17.570	51.485	1:59.274	2:26.811	210.5	33:28.317
28 JAGUAR Type D - 1955 1. Carlos MONTEVERDE (TSRC6A) 2. Gary PEARSON															
1	1	5:20.740	54.439	1:57.882	2:28.419	208.5	5:20.740	1	1	6:56.829	1:42.907	2:23.613	2:50.309	150.5	6:56.829
2	1	5:20.260	51.759	2:00.200	2:28.301	193.7	10:41.000	2	1	6:02.901	58.433	2:17.942	2:46.526	192.0	12:59.730
3	1	5:21.162	52.041	2:00.118	2:29.003	207.7	16:02.162	3	1	6:02.996	59.890	2:17.275	2:45.831	203.8	19:02.726
4	1	5:27.184 B	56.180	1:58.125	2:32.879	214.7	21:29.346	4	1	6:05.701 B	58.815	2:17.214	2:49.672	192.4	25:08.427
5	1	6:41.401	2:15.247	1:58.358	2:27.796	215.5	28:10.747	5	1	7:51.407	2:27.273	2:28.184	2:55.950	150.1	32:59.834
6	1	5:17.570	51.485	1:59.274	2:26.811	210.5	33:28.317								
29 ASTON MARTIN DB2 Lightweight - 1951 1. Glynn ALLEN (GTP2) 2. Mark Lee MIDGLEY															
1	1	6:56.829	1:42.907	2:23.613	2:50.309	150.5	6:56.829	1	1	6:17.251	1:12.983	2:19.535	2:44.733		6:17.251
2	1	6:02.901	58.433	2:17.942	2:46.526	192.0	12:59.730	2	1	5:55.357	56.346	2:16.668	2:42.343		12:12.608
3	1	6:02.996	59.890	2:17.275	2:45.831	203.8	19:02.726	3	1	5:55.957	56.311	2:16.458	2:43.188		18:08.565
4	1	6:05.701 B	58.815	2:17.214	2:49.672	192.4	25:08.427	4	1	6:03.286 B	56.142	2:14.592	2:52.552		24:11.851
5	1	7:51.407	2:27.273	2:28.184	2:55.950	150.1	32:59.834	5	1	7:25.592	2:27.089	2:14			



8-9-10 | 20
JUILLET | 16



PLATEAU 2 - GRID 2
LE MANS CLASSIC 2016
RACE 1

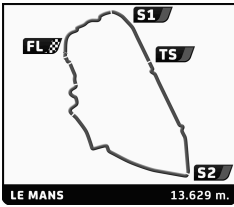
Sector Analysis

Personal Best Session Best B Crossing the finish line in pit lane

Table with columns: Lap, D, Time, Sector 1, Sector 2, Sector 3, T. Spd, Elapsed. Contains race data for drivers 32-46 across various car models like Austin Healey, Morgan, Mercedes Benz, Jaguar, and Porsche.



8-9-10 | 20
JUILLET | 16



PLATEAU 2 - GRID 2
LE MANS CLASSIC 2016
RACE 1

Sector Analysis

Personal Best Session Best B Crossing the finish line in pit lane

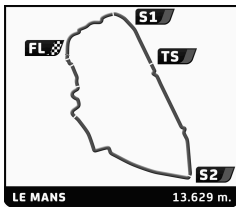
Table with columns: Lap, D, Time, Sector 1, Sector 2, Sector 3, T. Spd, Elapsed. Rows are grouped by driver number (47-66) and include car models and driver names. Data includes lap times and sector times with color-coded highlights for bests.

RICHARD MILLE





8-9-10 | 20 JUILLET | 16



PLATEAU 2 - GRID 2 LE MANS CLASSIC 2016 RACE 1

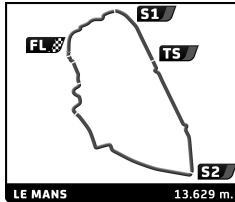
Sector Analysis

■ Personal Best
 ■ Session Best
 ■ B Crossing the finish line in pit lane

Lap	D	Time	Sector 1	Sector 2	Sector 3	T. Spd	Elapsed	Lap	D	Time	Sector 1	Sector 2	Sector 3	T. Spd	Elapsed
5	1	6:27.601	58.419	2:22.930	3:06.252	170.7	34:36.658								
<div style="display: flex; justify-content: space-between;"> <div style="border: 1px solid black; padding: 2px; width: 50px; text-align: center; font-weight: bold;">67</div> <div style="width: 80%;"> <p>MORGAN 4 - 1953</p> <p>1. Leigh SEBBA 2. Peter COLE</p> </div> <div style="width: 20%; text-align: right;"> <p>GTP2</p> </div> </div>															
1	1	8:15.285	2:08.281	2:44.822	3:22.182		8:15.285								
2	1	7:10.231	1:09.619	2:37.323	3:23.289		15:25.516								
3	1	7:11.920 B	1:08.903	2:33.025	3:29.992		22:37.436								
4	1	8:23.509	2:35.384	2:35.187	3:12.938		31:00.945								
5	1	7:02.708	1:08.193	2:35.878	3:18.637		38:03.653								
<div style="display: flex; justify-content: space-between;"> <div style="border: 1px solid black; padding: 2px; width: 50px; text-align: center; font-weight: bold;">69</div> <div style="width: 80%;"> <p>DB HBR - 1958</p> <p>1. François FOUQUET-HATEVILAIN 2. Antoine MOREAU 3. François DILLEMANN</p> </div> <div style="width: 20%; text-align: right;"> <p>TSRC2B</p> </div> </div>															
1	1	7:40.451	1:37.653	2:48.030	3:14.768		7:40.451								
2	1	7:18.262 B	1:04.880	2:45.939	3:27.443		14:58.713								
3	1	8:55.263	2:26.944	2:57.480	3:30.839		23:53.976								
4	1	7:31.748	1:10.977	2:55.537	3:25.234		31:25.724								
5	1	7:43.265	1:09.443	2:53.818	3:40.004		39:08.989								
<div style="display: flex; justify-content: space-between;"> <div style="border: 1px solid black; padding: 2px; width: 50px; text-align: center; font-weight: bold;">70</div> <div style="width: 80%;"> <p>MASERATI A6 GCS Barchetta - 1955</p> <p>1. Manuel ELICABE 2. Claudio SCALISE</p> </div> <div style="width: 20%; text-align: right;"> <p>TSRC4A</p> </div> </div>															
1	1	6:09.978	1:12.803	2:15.031	2:42.144		6:09.978								
2	1	5:52.961	56.684	2:12.930	2:43.347		12:02.939								
3	1	5:56.903	57.971	2:14.027	2:44.905		17:59.842								
4	1	6:18.250 B	56.658	2:17.298	3:04.294		24:18.092								
5	1	12:27.906	7:20.198	2:18.984	2:48.724		36:45.998								
<div style="display: flex; justify-content: space-between;"> <div style="border: 1px solid black; padding: 2px; width: 50px; text-align: center; font-weight: bold;">72</div> <div style="width: 80%;"> <p>AUSTIN HEALEY 100 M - 1955</p> <p>1. Graham ROBSON 2. Sam TORDOFF 3. Richard WOOLMER 4. Asher SMITH ROBSON</p> </div> <div style="width: 20%; text-align: right;"> <p>GTS7</p> </div> </div>															
1	1	6:51.699	1:05.444	2:48.450	2:57.805		6:51.699								
2	1	6:04.692	58.059	2:15.790	2:50.843		12:56.391								
3	1	6:05.145	57.195	2:16.309	2:51.641		19:01.536								
4	1	6:23.207 B	59.375	2:15.910	3:07.922		25:24.743								
5	1	7:24.697	2:39.214	2:07.780	2:37.703		32:49.440								
<div style="display: flex; justify-content: space-between;"> <div style="border: 1px solid black; padding: 2px; width: 50px; text-align: center; font-weight: bold;">73</div> <div style="width: 80%;"> <p>JAGUAR XK 140 FHC - 1955</p> <p>1. Peter JOHNS 2. Read GOMM 3. Marc GORDON</p> </div> <div style="width: 20%; text-align: right;"> <p>GTS7</p> </div> </div>															
1	1	6:42.284	1:25.533	2:21.575	2:55.176	149.7	6:42.284								



8-9-10 | 20 JUILLET | 16



PLATEAU 2 - GRID 2 LE MANS CLASSIC 2016 RACE 2 (43')

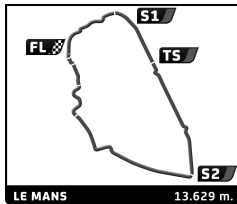
Starting Grid

			- 37 -	76		Leon PRICE
Robert FRANCIS	75		- 36 -	68		John YOUNG
Didier MARTY	64		- 35 -	63		Robi BERNBERG
Arnold HERREMAN DE MEURISSE	60		- 34 -	59		Sam THOMAS
Pierre ADYNS	50		- 33 -	43		Martin HALUSA
Michel VERLIEFDEN	20		- 32 -	15		Malte MÜLLER-WREDE
Peter JOHNS	73		- 31 -	54		Hans-Joerg HÜBNER
Stéphane GUYOT-SIONNEST	48		- 30 -	47		Ulrich SCHUMACHER
Michel BLANCHARD	41		- 29 -	36		Chris WARD
Franck AUGIS	33		- 28 -	32		Jonathan TURNER
Nicolas D'ETEREN	19		- 27 -	3		Clive JOY
Jérôme STEVENS	9:06.515	62	- 26 -	37	8:15.527	Olivier du BOUCHERON
Alain MARIE	8:13.732	45	- 25 -	58	7:59.537	Philippe TAVANO
François COINTREAU	7:47.098	11	- 24 -	69	7:31.748	François FOUQUET-HATEVILAIN
Jean-Marc HUYGHUES DESPOINTE	7:24.647	9	- 23 -	18	7:17.869	Carlos DE MIGUEL
Jean LAURENT-BELLUE	7:09.514	12	- 22 -	27	7:04.471	Jacques EGURREGUY
Leigh SEBBA	7:02.708	67	- 21 -	24	7:01.030	Antoine BLASCO
Guy VERHOFSTADT	6:58.987	56	- 20 -	55	6:56.386	Iain ROWLEY
Louise KENNEDY	6:45.873	52	- 19 -	10	6:43.245	François COINTREAU
Thierry NOYER	6:36.138	61	- 18 -	44	6:34.477	Simon EVANS
Geoffroy de LACRETELLE	6:33.787	7	- 17 -	57	6:29.552	Mark RICHARDSON
Pierre MELLINGER	6:26.611	21	- 16 -	8	6:23.930	Pierre-Henry MAHUL
Erich TRABER	6:23.647	2	- 15 -	22	6:19.916	John A ARNOLD
Vincent TOURNEUR	6:16.920	66	- 14 -	35	6:10.395	Erich OELSCHLAGEL
Martin H. SUCARI	6:08.916	49	- 13 -	26	6:07.534	Stefano FRISCIA
Graham ROBSON	6:04.692	72	- 12 -	53	6:03.223	Jean-Yves GRANDIDIER
Rahim AGA KHAN	6:03.007	65	- 11 -	29	6:02.901	Glynn ALLEN
Guy MESTROT	6:02.404	17	- 10 -	1	6:00.068	Laurent DESPLACES
Richard THORNE	5:59.032	34	- 9 -	16	5:57.322	Bernd LANGEWIESCHE
Jean-François PENILLARD	5:55.357	30	- 8 -	4	5:54.375	Diego MEIER
Nigel BATCHELOR	5:53.974	51	- 7 -	40	5:53.186	Peter NEUMARK
Gareth BURNETT	5:52.973	46	- 6 -	70	5:52.961	Manuel ELICABE
Olivier BLANPAIN	5:49.566	42	- 5 -	39	5:48.664	Nicholas RUDELL
Nigel WEBB	5:42.888	23	- 4 -	14	5:40.966	Andrew SMITH
John CLARK	5:34.596	31	- 3 -	38	5:26.146	Johannes HUBER
Serge KRIKNOFF SEISS	5:24.521	5	- 2 -	25	5:21.063	Nicolas CHAMBON
Carlos MONTEVERDE	5:17.570	28	- 1 -	6	5:02.556	Andy WALLACE

Pole



8-9-10 | 20
JUILLET | 16



PLATEAU 2 - GRID 2
LE MANS CLASSIC 2016
RACE 2 (43')

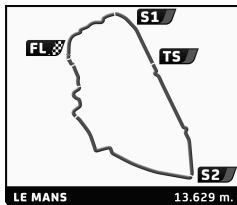
Starting Grid

Stewards:	Timekeeper:
-----------	-------------





8-9-10 | 20
JUILLET | 16



LE MANS CLASSIC 2016

PLATEAU 2 - GRID 2

RACE 2 (40')

Final Classification

Table with columns: Drivers, Vehicle, Laps, Total Time, Penalty, Gap, Kph, Lap, Time, Kph. Lists race participants and their performance metrics.

Table for 'Not started' drivers, listing names, vehicles, laps, and total times.

Summary table for Pole Position (A. WALLACE, 5:02.556) and Fastest Lap (Chris WARD, 5:04.848).

RESULTS WITH APPLIED STEWARDS DECISIONS N. 4,5 AND 6
CAR #42-10-26-33 PENALTY OF 1 LAP NO RESPECT PIT TIME WINDOW

Administrative table with fields for Published at, Track Status (DRY), Stewards, and Timekeeper.

RICHARD MILLE



Le Point



ARTCURIAL // Motorcars



JAGUAR



Ford



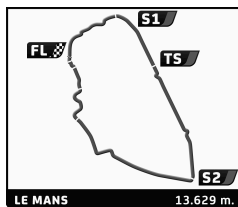
PORSCHE



NOSTALGIE



8-9-10 | 20
JUILLET | 16



PLATEAU 2 - GRID 2
LE MANS CLASSIC 2016
RACE 2

Final Classification By Performance Index

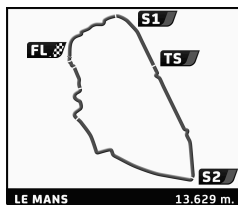
Table with columns: Nr Drivers, Car, Class, Qualifying Time, Laps, Total Time, Coefficient, Index. Lists 58 drivers and their performance metrics.

Not started





8-9-10 | 20
JUILLET | 16



PLATEAU 2 - GRID 2
LE MANS CLASSIC 2016
RACE 2

Final Classification By Performance Index

Nr Drivers	Car	Class	Qualifying Time	Laps	Total Time	Coeficient	Index
59 76 Leon PRICE	MORETTI 750 Sport - 1956	GTS3	8'38.713	1	57:00.000		4:29'02.400
60 50 Pierre ADYNS / Nicolas BERT / Bernard FILLIERS	DB HBR Barquette - 1945	TSRC5A	8'02.050	1	57:00.000		4:33'36.000
61 63 Robi BERNBERG / Paul UGO	COOPER T39 - 1955	TSRC3A	5'40.682	1	57:00.000		5:10'04.800
62 20 Michel VERLIEFDEN	ASTON MARTIN DB2 - 1951	GTS2	6'29.213	1	57:00.000		5:14'38.400
63 59 Sam THOMAS / Katarina KYVALOVA / Andrew DEE-CROWNE	JAGUAR XK 120 - 1949	GTS2	19'47.788	1	57:00.000		5:14'38.400
64 64 Didier MARTY / Michel CAZALOT	FRAZER NASH Le Mans Replica - 1950	TSRC4A	6'21.852	1	57:00.000		5:28'19.200
65 47 Ulrich SCHUMACHER / Marco WERNER	MASERATI A6 GCS Barchetta - 1954	TSRC4A	5'55.875	1	57:00.000		5:28'19.200
66 68 John YOUNG / Derek HOOD	AUSTIN HEALEY 100 S - 1954	TSRC5A	5'42.192	1	57:00.000		5:51'07.200
67 48 Stéphane GUYOT-SIONNEST / Franck LAGORCE	AUSTIN HEALEY 100 S - 1954	TSRC5A	5'21.056	1	57:00.000		5:51'07.200
68 43 Martin HALLISA / Alexander AMES / Nicolo Van DOENHOFF / Lukka HALLISA	MASERATI 300 S - 1955	TSRC5A	5'24.980	1	57:00.000		5:51'07.200
69 54 Hans-Joerg HÜBNER / Harvey STANLEY	ALLARD J2R - 1953	TSRC6A	6'29.160	1	57:00.000		6:13'55.200
70 75 Robert FRANCIS / John THOMPSON	ALLARD J2 - 1951	TSRC6A		1	57:00.000		6:13'55.200
71 3 Clive JOY / Jarrah VENABLES / Patrick SIMON	JAGUAR Type D - 1955	TSRC6A		1	57:00.000		6:13'55.200

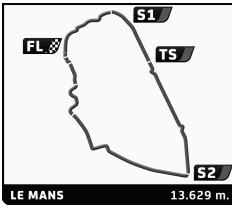
Published at:

Stewards:	Timekeeper:
-----------	-------------





8-9-10 | 20
JUILLET | 16



PLATEAU 2 - GRID 2
LE MANS CLASSIC 2016
RACE 2

Final Classification

Nr.	Drivers	Car	Cl	Time	Lap	Total	Gap	Kph
1	36 C. WARD	JAGUAR Type C - 1952	TSRC6A	5:04.848	4	8	-	160.9
2	6 A. WALLACE	JAGUAR Type D - 1955	TSRC6A	5:13.241	8	8	+8.393	156.6
3	28 C. MONTEVERDE / G. PEARSON	JAGUAR Type D - 1955	TSRC6A	5:14.357	8	8	+5:09.509-5:01.116	156.1
4	25 N. CHAMBON	MASERATI 300 S - 1955	TSRC5A	5:26.751	2	8	+21.903-4:47.606	150.2
5	5 S. KRIGNOFF SEISS	LOTUS XI 1500 - 1956	TSRC3A	5:28.924	7	8	+24.076	149.2
6	38 J. HUBER / G. HAARMANN	MERCEDES BENZ 300 SL - 1955	GTS7	5:29.698	3	7	+24.850	148.8
7	72 G. ROBSON / S. TORDOFF / R. WOOLMER / A. SMITH ROBSON	AUSTIN HEALEY 100 M - 1955	GTS7	5:31.978	6	8	+27.130	147.8
8	31 J. CLARK	COOPER T39 - 1955	TSRC3A	5:32.506	8	8	+27.658	147.6
9	14 A. SMITH	JAGUAR XK 120 - 1952	GTS2	5:39.164	6	8	+5:34.316-5:06.658	144.7
10	42 O. BLANPAIN / V. JANSSENS	AUSTIN HEALEY 100 M - 1954	GTS2	5:39.798	3	7	+34.950-4:59.366	144.4
11	35 E. OELSCHLAGEL / G. OELSCHLAGEL	MERCEDES BENZ 300 SL - 1955	GTS7	5:47.457	3	7	+42.609	141.2
12	29 G. ALLEN / M. MIDGLEY	ASTON MARTIN DB2 Lightweight - 1951	GTP2	5:52.997	3	7	+48.149	139.0
13	39 N. RUDELL	ASTON MARTIN DB2/4 - 1954	GTS2	5:55.975	6	8	+51.127	137.8
14	46 G. BURNETT / M. BELL / J. ALLENBY BYRNE	PORSCHE 356 Pre A - 1954	GTS1	5:57.123	6	8	+52.275	137.4
15	70 M. ELICABE / C. SCALISE	MASERATI A6 GCS Barchetta - 1955	TSRC4A	5:57.601	3	7	+52.753	137.2
16	51 N. BATCHELOR	ASTON MARTIN DB2/4 - 1953	GTS2	5:57.872	2	7	+53.024	137.1
17	65 R. AGA KHAN / A. PRILL / R. CLARK	PORSCHE 356 Pre A - 1952	GTS1	5:58.013	2	7	+53.165	137.0
18	40 P. NEUMARK / W. GREEN	JAGUAR XK 140 FHC - 1955	GTS7	5:58.295	2	7	+53.447	136.9
19	33 F. AUGIS / P. BUFFET	AUSTIN HEALEY 100 BN 1 - 1954	GTS2	5:58.549	7	6	+53.701	136.8
20	30 J. PENILLARD	PORSCHE 356 Pre A coupé 1500S - 1954	GTS1	5:59.008	3	8	+54.160	136.7
21	32 J. TURNER / R. BULLOCK	AUSTIN HEALEY 100/4 - 1953	GTS2	6:01.335	3	7	+56.487	135.8
22	21 P. MELLINGER / T. GELMINI	MASERATI 300 S - 1955	TSRC5B	6:02.889	7	7	+58.041	135.2
23	17 G. MESTROT / J. DA ROCHA	TRIUMPH TR2 - 1954	GTS1	6:03.111	2	7	+58.263	135.1
24	34 R. THORNE / .	MORGAN 4 - 1954	GTS1	6:05.958	7	7	+1:01.110	134.1
25	49 M. SUCARI	MASERATI A6 GCS Barchetta - 1954	TSRC4A	6:06.697	7	7	+1:01.849	133.8
26	2 E. TRABER / B. TRENER / S. TRENER / J. KONIG	FIAT 8V Zagato - 1953	GTS1	6:11.358	7	7	+1:06.510	132.1
27	26 S. FRISCIA / G. MURISSE	AUSTIN HEALEY 100 M - 1954	GTS2	6:13.617	6	6	+1:08.769	131.3
28	53 J. GRANDIDIER	ASTON MARTIN DB2/4 - 1954	GTS2	6:13.810	7	7	+1:08.962	131.3
29	22 J. ARNOLD / R. GANE	JOWETT Jupiter - 1953	TSRC1A	6:19.213	7	7	+1:14.365	129.4
30	66 V. TOURNEUR / P. BARRIER / A. SEYLER / P. PERCEVAULT	PORSCHE 356 Speed. Pre-A 1500 S - 1954	GTS1	6:24.045	2	7	+1:19.197	127.8
31	60 A. HERREMAN DE MEURISSE / J. HERREMAN DE MEUR / H. HERREMAN DE MEUR	COOPER T39 - 1955	TSRC3A	6:26.879	2	7	+1:22.031	126.8
32	8 P. MAHUL	DB HBR Barquette - 1957	TSRC1A	6:29.609	6	7	+1:24.761	125.9
33	73 P. JOHNS / R. GOMM / M. GORDON	JAGUAR XK 140 FHC - 1955	GTS7	6:30.272	6	7	+6:25.424-5:00.663	125.7
34	7 G. de LACRETELLE / A. WHEELER	TRIUMPH TR2 - 1954	GTS1	6:30.645	2	4	+1:25.797-4:59.627	125.6
35	44 S. EVANS / G. EVANS	MG Le Mans Special - 1949	TSRC3A	6:39.801	6	6	+1:34.953	122.7
36	57 M. RICHARDSON / J. BOWLES	AC ACE - 1954	GTP6	6:45.573	5	6	+1:40.725	121.0
37	52 L. KENNEDY / J. KENNEDY	LANCIA Aurelia B 20 GT - 1953	GTS2	6:51.279	7	7	+1:46.431	119.3
38	10 F. COINTREAU / J. LAURENT-BELLUE / O. BOUCHERON / G. LE METAYER	TALBOT T26 GS - 1951	TSRC6A	6:53.779	5	6	+1:48.931	118.6
39	61 T. NOYER / S. DIERICK	TRIUMPH TR2 - 1955	GTS6	6:57.877	5	6	+1:53.029	117.4
40	24 A. BLASCO / J. PEYRAUD	OSCA S 1500 TN - 1957	TSRC3A	7:00.853	6	6	+1:56.005	116.6
41	12 J. LAURENT-BELLUE / T. PASCAULT	FRAZER NASH Le Mans Coupé - 1954	GTS1	7:06.560	2	6	+2:01.712	115.0
42	56 G. VERHOFSTADT / L. VERHOFSTADT	ASTON MARTIN DB2/4 - 1954	GTS2	7:07.102	2	6	+2:02.254	114.9
43	27 J. EGURREGUY / J. BELLERET	ASTON MARTIN DB2/4 - 1953	GTS2	7:07.273	5	6	+2:02.425	114.8
44	55 I. ROWLEY / D. DRINKWATER / R. OWEN	CADILLAC Series 61 - 1950	GTS2	7:09.326	2	6	+2:04.478	114.3
45	69 F. FOUQUET-HATEVILAIN / A. MOREAU / F. DILLEMANN	DB HBR - 1958	TSRC2B	7:10.764	6	6	+2:05.916	113.9
46	67 L. SEBBA / P. COLE	MORGAN 4 - 1953	GTP2	7:11.309	6	6	+2:06.461	113.8
47	11 F. COINTREAU / A. COINTREAU / P. COUSSEAU / G. LE METAYER	PANHARD Monopole - 1956	TSRC2A	7:45.764	2	5	+2:40.916	105.3
48	9 J. HUYGHUES DESPOINTES / D. BROOKS / .	DB HBR5 - 1956	TSRC2B	7:46.006	2	5	+2:41.158	105.3
49	62 J. STEVENS / N. GAUTRIN	DB HBR 53 - 1953	TSRC2A	7:46.176	2	5	+2:41.328	105.2
50	45 A. MARIE / F. MARIE	DKW Monza - 1956	GTS3	7:58.798	2	6	+2:53.950	102.5
51	58 P. TAVANO / E. BERARD	Callista D 120 Ranelagh - 1951	TSRC1A	8:18.358	2	5	+3:13.510	98.5
52	37 O. du BOUCHERON / A. BOUCHERON / O. du BOUCHERON / .	FIAT 1500 Spéciale - 1950	TSRC3A	8:25.834	5	5	+3:20.986	97.0
53	41 M. BLANCHARD / K. BLANCHARD	DB PANHARD HBR4 - 1954	TSRC1A	8:41.729	5	5	+3:36.881	94.0

Fastest Lap Lap 4 Chris WARD 5:04.848 160.9 Kph

Published at:

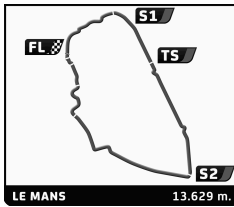
Track Status: DRY

Stewards:	Timekeeper:
-----------	-------------





8-9-10 | 20 JUILLET | 16



PLATEAU 2 - GRID 2 LE MANS CLASSIC 2016 RACE 2

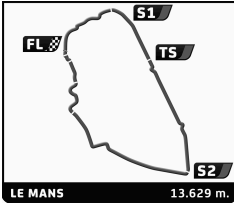
Lap Chart

		LAP									
Nr	Pos	Pos	1	2	3	4	5	6	7	8	9
6	1	6	6	6	6	36	36	6	36	36	
28	2	28	28	28	28	6	6	28	6	6	
25	3	25	25	25	36	28	28	36	28	28	
5	4	5	5	36	25	42	42	42	25	25	
38	5	38	31	5	5	31	25	25	5	5	
31	6	31	42	72	31	14	5	5	72	72	
14	7	14	14	31	42	25	31	72	31	31	
23	8	23	72	14	72	5	72	31	14	14	
39	9	39	39	42	14	35	14	14	42	42	
42	10	42	36	40	40	40	30	46	46	39	
70	11	70	46	39	35	29	46	30	39	46	
46	12	46	40	46	29	70	39	39	30	30	
40	13	40	30	51	39	30	35	51	51		
51	14	51	70	65	46	72	51	40	40		
4	15	4	51	30	30	32	40	65	65		
30	16	30	65	35	51	38	29	29	29		
16	17	16	29	29	70	39	65	35	35		
34	18	34	35	70	65	46	70	33	33		
1	19	1	4	17	17	65	33	70	70		
17	20	17	34	34	32	51	17	17	17		
29	21	29	53	53	53	2	32	32	32		
65	22	65	17	32	34	8	53	53	53		
53	23	53	49	49	49	33	34	49	49		
72	24	72	66	66	66	17	49	34	34		
26	25	26	2	33	2	53	38	38	2		
49	26	49	16	2	60	34	2	2	38		
35	27	35	22	60	8	49	22	22	22		
66	28	66	8	22	38	22	60	60	60		
22	29	22	60	8	22	60	8	8	8		
2	30	2	33	7	7	66	66	26	26		
8	31	8	23	52	33	26	26	66	66		
21	32	21	7	73	73	10	73	73	73		
57	33	57	32	16	52	52	10	21	21		
7	34	7	26	10	57	73	52	10	10		
44	35	44	52	38	55	24	21	52	52		
61	36	61	1	26	56	57	57	57			
10	37	10	10	57	69	7	44	44			
52	38	52	21	55	12	21	69	69			
55	39	55	57	21	24	69	24	24			
56	40	56	61	56	10	44	12	61			
24	41	24	55	69	21	12	61	12			
67	42	67	73	61	26	56	56	67			
27	43	27	69	12	67	55	67	56			
12	44	12	56	24	11	61	55	55			
18	45	18	18	67	9	67	27	27			
9	46	9	12	9	62	27	45	45			
69	47	69	24	44	45	9	62				
11	48	11	44	62	44	62	11				
58	49	58	67	11	27	45	37				
45	50	45	27	45	58	11	41				
37	51	37	9	41	61	58	58				
62	52	62	62	58	37	37	9				
3	53	3	11	37	41	41					
32	54	32	41	27	1						
33	55	33	58	1	23						
36	56	36	45	18							
41	57	41	38	23							
47	58	47	37								
48	59	48									
54	60	54									





8-9-10 | 20
JUILLET | 16



PLATEAU 2 - GRID 2
LE MANS CLASSIC 2016
RACE 2

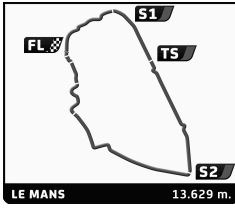
Lap Chart

73	61	73
20	62	20
43	63	43
50	64	50
59	65	59
60	66	60
63	67	63
64	68	64
68	69	68
75	70	75
76	71	76





8-9-10 | 20 JUILLET | 16



PLATEAU 2 - GRID 2 LE MANS CLASSIC 2016 RACE 2

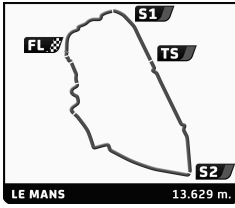
Best Sector Times

SECTOR 1			SECTOR 2			SECTOR 3				
Pos	Nr	Time	Nr	Time	Nr	Time	Pos	Nr	Ideal Lap	Best Lap
1	36	48.255	36	1:52.861	36	2:22.382	1	36	5:03.498	5:04.848 (1)
2	28	51.110	6	1:54.257	28	2:26.127	2	6	5:12.550	5:13.241 (2)
3	6	51.595	28	1:56.109	6	2:26.698	3	28	5:13.346	5:14.357 (3)
4	5	51.908	25	2:01.111	25	2:31.686	4	25	5:25.682	5:26.751 (4)
5	31	52.191	38	2:01.669	72	2:31.932	5	38	5:26.884	5:29.698 (6)
6	38	52.414	5	2:02.911	38	2:32.801	6	5	5:28.110	5:28.924 (5)
7	14	52.761	31	2:05.630	5	2:33.291	7	31	5:31.436	5:32.506 (8)
8	25	52.885	14	2:07.388	31	2:33.615	8	42	5:37.713	5:39.798 (10)
9	42	53.408	42	2:09.606	42	2:34.699	9	14	5:38.460	5:39.164 (9)
10	21	55.910	39	2:11.716	14	2:38.311	10	29	5:52.997	5:52.997 (12)
11	33	56.000	51	2:13.056	35	2:42.237	11	39	5:54.397	5:55.975 (13)
12	17	56.058	29	2:13.777	29	2:42.638	12	33	5:55.921	5:58.549 (19)
13	51	56.309	65	2:14.019	32	2:43.497	13	51	5:56.317	5:57.872 (16)
14	29	56.582	70	2:14.100	17	2:44.702	14	70	5:56.654	5:57.601 (15)
15	30	56.619	40	2:14.474	33	2:45.077	15	65	5:56.657	5:58.013 (17)
16	70	56.760	33	2:14.844	65	2:45.620	16	32	5:56.743	6:01.335 (21)
17	39	56.789	30	2:15.781	70	2:45.794	17	40	5:58.295	5:58.295 (18)
18	65	57.018	32	2:16.165	39	2:45.892	18	30	5:58.838	5:59.008 (20)
19	49	57.037	2	2:17.860	46	2:45.898	19	17	5:59.418	6:03.111 (23)
20	32	57.081	53	2:18.505	40	2:46.279	20	21	6:02.889	6:02.889 (22)
21	26	57.467	17	2:18.658	30	2:46.438	21	34	6:05.958	6:05.958 (24)
22	40	57.542	49	2:19.014	51	2:46.952	22	49	6:06.586	6:06.697 (25)
23	34	57.663	21	2:19.153	21	2:47.826	23	2	6:09.256	6:11.358 (26)
24	2	58.138	34	2:19.768	34	2:48.527	24	26	6:11.043	6:13.617 (27)
25	60	58.880	26	2:20.169	49	2:50.535	25	53	6:12.440	6:13.810 (28)
26	22	58.925	66	2:21.781	2	2:53.258	26	22	6:19.213	6:19.213 (29)
27	73	58.957	4	2:25.299	26	2:53.407	27	66	6:19.636	6:24.045 (30)
28	4	59.065	22	2:25.336	53	2:54.846	28	4	6:19.770	
29	53	59.089	60	2:25.869	22	2:54.952	29	60	6:21.252	6:26.879 (31)
30	66	59.464	73	2:27.494	4	2:55.406	30	73	6:23.987	6:30.272 (33)
31	8	1:00.767	7	2:28.953	60	2:56.503	31	8	6:29.609	6:29.609 (32)
32	10	1:00.893	57	2:30.121	73	2:57.536	32	7	6:30.645	6:30.645 (34)
33	16	1:01.146	8	2:30.580	8	2:58.262	33	44	6:38.690	6:39.801 (35)
34	44	1:01.197	23	2:31.497	66	2:58.391	34	10	6:41.201	6:53.779 (38)
35	7	1:01.238	44	2:34.515	7	3:00.454	35	16	6:44.421	
36	52	1:03.401	16	2:34.637	44	3:02.978	36	57	6:45.245	6:45.573 (36)
37	57	1:03.851	56	2:35.787	10	3:03.853	37	52	6:48.282	6:51.279 (37)
38	24	1:04.125	1	2:36.035	52	3:07.061	38	61	6:57.718	6:57.877 (39)
39	69	1:05.080	10	2:36.455	16	3:08.638	39	24	6:59.062	7:00.853 (40)
40	61	1:05.257	52	2:37.820	57	3:11.273	40	56	7:02.590	7:07.102 (42)
41	27	1:05.774	61	2:39.290	24	3:12.658	41	12	7:04.652	7:06.560 (41)
42	18	1:05.843	12	2:39.577	61	3:13.171	42	27	7:06.905	7:07.273 (43)
43	67	1:06.895	27	2:40.827	69	3:15.979	43	69	7:08.401	7:10.764 (45)
44	12	1:07.733	24	2:42.279	12	3:17.342	44	67	7:11.309	7:11.309 (46)
45	56	1:08.332	67	2:42.768	56	3:18.471	45	18	7:20.167	
46	62	1:11.091	18	2:47.040	1	3:19.436	46	9	7:33.404	7:46.006 (48)
47	9	1:11.611	69	2:47.342	55	3:20.022	47	62	7:38.947	7:46.176 (49)
48	45	1:14.641	62	2:56.212	27	3:20.304	48	45	7:55.204	7:58.798 (50)
49	41	1:14.859	9	2:56.602	67	3:21.646	49	41	7:58.866	8:41.729 (53)
50	37	1:16.592	45	3:01.552	23	3:22.109	50	58	8:14.550	8:18.358 (51)
51	58	1:17.675	41	3:02.567	9	3:25.191	51	37	8:22.992	8:25.834 (52)
52	1	3:18.628	58	3:09.390	18	3:27.284	52	1	9:14.099	





8-9-10 | 20
JUILLET | 16



PLATEAU 2 - GRID 2
LE MANS CLASSIC 2016
RACE 2

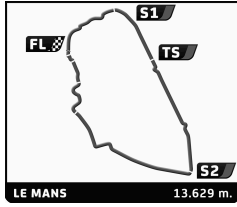
Best Sector Times

SECTOR 1			SECTOR 2		SECTOR 3		Pos	Nr	Ideal Lap	Best Lap
Pos	Nr	Time	Nr	Time	Nr	Time				
53	23	9:09.463	37	3:17.136	62	3:31.644	53	23	15:03.069	





8-9-10 | 20 JUILLET | 16



PLATEAU 2 - GRID 2 LE MANS CLASSIC 2016 RACE 2

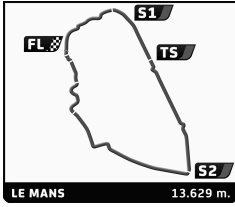
Best Top Speeds

Nr	Car	Class	Top Speed Driver	Top 1		Top 2		Top 3		Top 4		Top 5		Avg
				Kph	Lap	Kph	Lap	Kph	Lap	Kph	Lap	Kph	Lap	
28	JAGUAR Type D - 1955	TSRC6A	C. MONTEVERDE	226.7	6	219.8	7	219.8	8	212.6	3	210.9	4	218,0
36	JAGUAR Type C - 1952	TSRC6A	C. WARD	215.1	5									215,1
6	JAGUAR Type D - 1955	TSRC6A	A. WALLACE	212.2	1	206.2	7	199.0	4	199.0	6	197.2	8	202,7
5	LOTUS XI 1500 - 1956	TSRC3A	S. KRINKOFF SEISS	210.1	6	204.6	7	202.7	5	199.4	4	197.6	1	202,9
25	MASERATI 300 S - 1955	TSRC5A	N. CHAMBON	204.6	2	199.7	8	195.8	1	195.8	4	182.7	7	195,7
42	AUSTIN HEALEY 100 M - 1954	GTS2	O. BLANPAIN	203.8	6	202.0	4	192.0	1	191.3	3	190.7	8	196,0
51	ASTON MARTIN DB2/4 - 1953	GTS2	N. BATCHELOR	201.6	3	200.8	2	196.9	5	195.1	7	193.4	6	197,6
33	AUSTIN HEALEY 100 BN 1 - 1954	GTS2	F. AUGIS	195.8	7	183.6	2	172.9	6	165.8	3	165.8	5	176,8
65	PORSCHE 356 Pre A - 1952	GTS1	R. AGA KHAN	192.4	4	182.4	3	177.9	6	175.7	7	173.4	5	180,4
29	ASTON MARTIN DB2 Lightweight - 1951	GTP2	G. ALLEN	189.0	3	188.1	4	185.2	2	172.1	1	158.3	6	178,5
39	ASTON MARTIN DB2/4 - 1954	GTS2	N. RUDELL	186.8	1	185.5	6	185.2	4	176.8	5	176.5	8	182,2
14	JAGUAR XK 120 - 1952	GTS2	A. SMITH	186.8	3	185.8	6	184.6	8	183.9	5	175.4	4	183,3
49	MASERATI A6 GCS Barchetta - 1954	TSRC4A	M. SUCARI	180.6	7	171.5	6	166.8	4	164.1	2	156.1	1	167,8
53	ASTON MARTIN DB2/4 - 1954	GTS2	J. GRANDIDIER	179.4	4	173.7	6	163.8	7	159.7	2	152.4	3	165,8
22	JOWETT Jupiter - 1953	TSRC1A	J. ARNOLD	177.7	5	175.4	4	175.1	6	174.0	7	164.1	3	173,3
70	MASERATI A6 GCS Barchetta - 1955	TSRC4A	M. ELICABE	177.1	1	155.2	7							166,2
2	FIAT BV Zagato - 1953	GTS1	E. TRABER	176.2	4	175.1	2	163.8	7	160.7	3	152.8	1	165,7
26	AUSTIN HEALEY 100 M - 1954	GTS2	S. FRISCIA	174.5	7	168.9	6	155.2	5	153.9	1	151.8	3	160,9
32	AUSTIN HEALEY 100/4 - 1953	GTS2	J. TURNER	173.7	5	172.6	4	161.9	7	161.6	2	158.3	6	165,6
17	TRIUMPH TR2 - 1954	GTS1	G. MESTROT	171.8	5	167.8	7	166.3	3	162.3	2	148.5	1	163,3
66	PORSCHE 356 Speed. Pre-A 1500 S - 1954	GTS1	V. TOURNEUR	171.8	5	167.1	3	164.8	1	159.5	7	159.3	2	164,5
34	MORGAN 4 - 1954	GTS1	R. THORNE	169.7	4	166.8	6	163.6	7	155.2	1	154.8	2	162,0
61	TRIUMPH TR2 - 1955	GTS6	T. NOYER	168.4	6	165.0	4	158.8	5	157.4	1	152.2	3	160,4
21	MASERATI 300 S - 1955	TSRC5B	P. MELLINGER	167.8	4	166.3	5	162.6	7	158.8	6	133.7	1	157,8
57	AC ACE - 1954	GTP6	M. RICHARDSON	166.8	5	163.3	4	159.5	3	140.4	2	136.4	1	153,3
16	LOTUS IX - 1955	TSRC2A	B. LANGEWIESCHE	164.5	1	132.1	2							148,3
23	JAGUAR Type C - 1952	TSRC6A	N. WEBB	163.6	3	149.1	1	143.2	2					152,0
44	MG Le Mans Special - 1949	TSRC3A	S. EVANS	163.1	5	153.5	3	150.9	6	136.6	4	127.0	1	146,2
7	TRIUMPH TR2 - 1954	GTS1	G. de LACRETELLE	162.1	3	152.8	2	148.5	1	123.5	4			146,7
73	JAGUAR XK 140 FHC - 1955	GTS7	P. JOHNS	154.8	5	148.2	4	148.2	6	144.9	1	143.0	7	147,8
12	FRAZER NASH Le Mans Coupé - 1954	GTS1	J. LAURENT-BELLUE	153.9	2	152.4	5	149.1	4	139.0	6	138.5	3	146,6
52	LANCIA Aurelia B 20 GT - 1953	GTS2	L. KENNEDY	148.9	7	148.7	1	148.2	4	145.7	3	145.3	2	147,4
56	ASTON MARTIN DB2/4 - 1954	GTS2	G. VERHOFSTADT	146.3	2	134.9	1	123.5	4					134,9
24	OSCA S 1500 TN - 1957	TSRC3A	A. BLASCO	146.3	2	142.5	4	141.7	5	136.4	6	131.2	3	139,6
18	LANCIA Aurelia B 20 - 1953	GTS2	C. DE MIGUEL	146.3	1	141.5	2							143,9
4	FERRARI 225 S - 1952	GTS2	D. MEIER	145.5	1									145,5
9	DB HBR5 - 1956	TSRC2B	J. HUYHUES DESPONTES	144.0	5	137.4	4	131.3	1	128.4	3			135,3
1	ASTON MARTIN DB2 - 1950	GTS2	L. DESPLACES	141.9	1	141.2	2	99.1	3					127,4
10	TALBOT T26 GS - 1951	TSRC6A	F. COINTREAU	139.0	2	132.3	5	131.0	6	130.4	1	124.6	4	131,5
41	DB PANHARD HBR4 - 1954	TSRC1A	M. BLANCHARD	138.5	2	124.7	1	110.7	5	110.3	4	108.7	3	118,6
27	ASTON MARTIN DB2/4 - 1953	GTS2	J. EGURREGUY	135.1	6									135,1
62	DB HBR 53 - 1953	TSRC2A	J. STEVENS	134.6	1	133.1	3	123.7	2	98.3	4	92.5	5	116,4
45	DKW Monza - 1956	GTS3	A. MARIE	133.7	1	133.2	2	132.8	3	129.1	6	118.1	4	129,4
58	Callista D 120 Ronelagh - 1951	TSRC1A	P. TAVANO	131.5	3	121.8	2	118.6	4	117.6	1	103.5	5	118,6
67	MORGAN 4 - 1953	GTP2	L. SEBBA	123.5	4									123,5
37	FIAT 1500 Spéciale - 1950	TSRC3A	O. du BOUCHERON	123.2	3	119.3	5	111.0	4	108.2	1	104.6	2	113,3
64	FRAZER NASH Le Mans Replica - 1950	TSRC4A												
48	AUSTIN HEALEY 100 S - 1954	TSRC5A												
63	COOPER T39 - 1955	TSRC3A												
69	DB HBR - 1958	TSRC2B	F. FOUQUET-HATYKIAN											
54	ALLARD J2R - 1953	TSRC6A												





8-9-10 | 20 JUILLET | 16



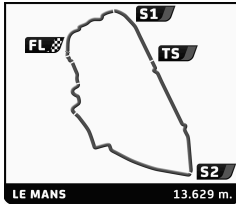
PLATEAU 2 - GRID 2 LE MANS CLASSIC 2016 RACE 2

Best Top Speeds

Nr	Car	Class	Top Speed Driver	Top 1		Top 2		Top 3		Top 4		Top 5		Avg
				Kph	Lap	Kph	Lap	Kph	Lap	Kph	Lap	Kph	Lap	
35	MERCEDES BENZ 300 SL - 1955	GTS7	E. OELSCHLAGEL											
68	AUSTIN HEALEY 100 S - 1954	TSRC5A												
47	MASERATI A6 GCS Barchetto - 1954	TSRC4A												
43	MASERATI 300 S - 1955	TSRC5A												
46	PORSCHE 356 Pre A - 1954	GTS1	G. BURNETT											
20	ASTON MARTIN DB2 - 1951	GTS2												
55	CADILLAC Series 61 - 1950	GTS2	I. ROWLEY											
76	MORETTI 750 Sport - 1956	GTS3												
50	DB HBR Barquette - 1945	TSRC5A												
60	COOPER T39 - 1955	TSRC3A	A. HENRISSAN DE MEURISSE											
59	JAGUAR XK 120 - 1949	GTS2												
3	JAGUAR Type D - 1955	TSRC6A												
40	JAGUAR XK 140 FHC - 1955	GTS7	P. NEUMARK											
38	MERCEDES BENZ 300 SL - 1955	GTS7	J. HUBER											
30	PORSCHE 356 Pre A coupé 1500S - 1954	GTS1	J. PENILLARD											
31	COOPER T39 - 1955	TSRC3A	J. CLARK											
72	AUSTIN HEALEY 100 M - 1955	GTS7	G. ROBSON											
11	PANHARD Monopole - 1956	TSRC2A	F. COINTREAU											
8	DB HBR Barquette - 1957	TSRC1A	P. MAHUL											
75	ALLARD J2 - 1951	TSRC6A												



8-9-10 | 20
JUILLET | 16



PLATEAU 2 - GRID 2
LE MANS CLASSIC 2016
RACE 2

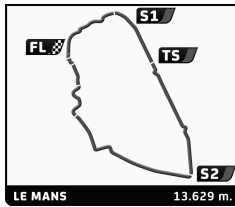
Fastest Lap Sequence

Practice Time	Drivers	Car	Class	Time	Kph	Lap
10:39.850	6 A. WALLACE	JAGUAR Type D - 1955	TSRC6A	5:19.445	153.6	2
11:16.347	36 C. WARD	JAGUAR Type C - 1952	TSRC6A	5:08.696	158.9	2
16:22.375	36 C. WARD	JAGUAR Type C - 1952	TSRC6A	5:06.028	160.3	3
21:27.223	36 C. WARD	JAGUAR Type C - 1952	TSRC6A	5:04.848	160.9	4





8-9-10 | 20 JUILLET | 16



PLATEAU 2 - GRID 2 LE MANS CLASSIC 2016 RACE 2

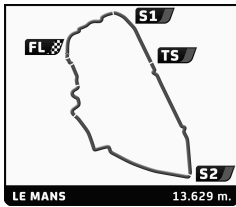
Analysis by lap

Lapped

Nr	Lap Time	Gap	Nr	Lap Time	Gap	Nr	Lap Time	Gap	Nr	Lap Time	Gap	Nr	Lap Time	Gap		
Lap 1																
6	5:20.405		45	8:53.295	3:32.890	44	8:00.189	1 Lap	14	5:49.722	1:45.580	44	6:49.380	1 Lap		
28	5:28.657	8.252	38	9:05.507	3:45.102	62	7:46.176	1 Lap	25	6:55.295	2:10.463	30	7:23.119	4:53.959		
25	5:34.950	14.545	37	9:14.465	3:54.060	11	7:45.764	1 Lap	67	7:48.357	1 Lap	46	6:00.992	4:54.680		
5	5:40.701	20.296	Lap 2													
31	5:55.094	34.689	6	5:19.445		25	5:40.690	30.890	11	7:40.055	1 Lap	39	6:09.563	5:03.197		
42	5:55.629	35.224	28	5:21.281	10.088	45	7:58.798	1 Lap	9	7:46.908	1 Lap	12	9:44.173	1 Lap		
14	5:56.392	35.987	25	5:26.751	21.851	41	8:13.993	1 Lap	5	7:09.081	2:45.969	35	7:55.942	5:12.896		
72	6:02.520	42.115	36	5:08.696	36.497	5	5:36.839	37.690	62	7:51.520	1 Lap	56	10:02.882	1 Lap		
39	6:06.543	46.138	5	5:36.839	37.690	58	8:18.358	1 Lap	35	6:06.281	2:51.159	51	6:03.304	5:13.810		
36	6:07.651	47.246	72	5:34.437	57.107	31	5:35.078	1:03.480	40	6:08.583	2:52.636	40	7:55.940	5:14.371		
46	6:12.303	51.898	31	5:44.809	1:00.053	42	5:39.798	1:09.826	29	6:02.229	2:54.090	29	7:56.581	5:16.466		
40	6:14.309	53.904	14	5:44.843	1:01.385	72	5:44.391	1:09.847	70	6:05.487	3:02.565	65	6:08.702	5:18.164		
30	6:19.575	59.170	42	5:45.900	1:01.679	14	5:41.846	1:11.580	30	6:09.575	3:05.045	55	10:37.264	1 Lap		
70	6:23.078	1:02.673	40	5:58.295	1:32.754	37	8:37.860	1 Lap	72	7:29.329	3:23.454	61	7:02.415	1 Lap		
51	6:23.301	1:02.896	39	6:07.681	1:34.374	27	9:25.862	1 Lap	45	8:06.576	1 Lap	70	8:21.205	5:49.565		
65	6:24.113	1:03.708	46	6:02.938	1:35.391	1	10:35.254	1 Lap	44	8:34.513	1 Lap	67	8:58.530	1 Lap		
29	6:25.294	1:04.889	51	5:57.872	1:41.323	40	5:58.672	1:59.775	27	7:26.170	1 Lap	33	6:04.976	5:58.312		
35	6:31.624	1:11.219	65	5:58.013	1:42.276	35	5:47.457	2:00.600	32	6:11.211	3:57.551	17	6:14.642	6:12.187		
4	6:33.258	1:12.853	30	6:04.110	1:43.835	29	5:52.997	2:07.583	58	8:33.782	1 Lap	32	7:52.880	6:16.226		
34	6:35.962	1:15.557	35	5:53.020	1:44.794	39	6:06.848	2:09.571	61	10:31.649	1 Lap	53	6:17.874	6:25.856		
53	6:41.662	1:21.257	29	6:00.793	1:46.237	46	6:07.132	2:10.872	38	5:39.681	4:23.138	34	6:22.660	6:39.927		
17	6:42.068	1:21.663	70	6:03.622	1:46.850	30	5:59.008	2:11.192	39	7:33.990	4:27.839	49	6:18.800	6:41.383		
49	6:51.385	1:30.980	17	6:03.111	2:05.329	51	6:01.717	2:11.389	46	7:32.743	4:27.893	Lap 6				
66	6:52.143	1:31.738	34	6:20.920	2:17.032	70	5:57.601	2:12.800	65	7:46.131	4:43.667	6	5:16.866			
2	6:55.993	1:35.588	53	6:16.984	2:18.796	65	6:02.633	2:13.258	51	7:49.044	4:44.711	28	5:18.366	3.962		
16	6:56.727	1:36.322	32	6:04.844	2:32.378	18	10:13.455	1 Lap	2	6:27.906	4:46.909	36	6:48.549	5.437		
22	7:00.044	1:39.639	49	6:23.642	2:35.177	17	6:10.661	2:44.339	8	6:42.542	5:22.361	38	8:01.123	1 Lap		
8	7:01.043	1:40.638	66	6:24.045	2:36.338	32	6:01.335	3:02.062	33	6:02.983	5:27.541	2	7:52.896	1 Lap		
60	7:01.487	1:41.082	33	6:16.043	2:38.423	53	6:26.701	3:13.846	17	8:03.133	5:31.750	27	8:48.003	2 Laps		
33	7:02.230	1:41.825	2	6:27.414	2:43.557	34	6:29.761	3:15.142	Lap 5							
23	7:05.761	1:45.356	60	6:26.879	2:48.516	49	6:20.662	3:24.188	36	5:34.205		9	10:20.553	2 Laps		
7	7:06.251	1:45.846	2	6:27.414	2:43.557	66	6:28.286	3:32.973	53	7:44.063	1 Lap	42	5:49.633	57.135		
32	7:07.384	1:46.979	60	6:26.879	2:48.516	2	6:22.819	3:34.725	34	7:52.052	1 Lap	25	5:32.559	1:02.606		
26	7:12.274	1:51.869	22	6:31.988	2:52.182	60	6:34.316	3:51.181	49	7:48.322	1 Lap	22	6:24.622	1 Lap		
52	7:20.039	1:59.634	8	6:35.126	2:56.319	8	6:30.873	3:55.541	22	8:11.987	1 Lap	60	6:32.217	1 Lap		
1	7:23.843	2:03.438	7	6:30.645	2:57.046	38	5:29.698	3:59.179	60	8:22.058	1 Lap	8	8:20.728	1 Lap		
10	7:28.502	2:08.097	52	6:55.137	3:35.326	22	6:40.448	4:00.979	37	10:32.929	2 Laps	5	5:31.239	1:33.348		
21	7:39.250	2:18.845	73	6:38.312	3:45.543	7	6:49.804	4:15.199	6	6:44.945	1:26.246	62	11:01.906	2 Laps		
57	7:42.247	2:21.842	16	7:35.436	3:52.313	33	7:33.508	4:40.280	41	11:27.668	2 Laps	45	10:24.308	2 Laps		
61	7:43.557	2:23.152	10	7:10.847	3:59.499	73	6:42.926	4:56.818	28	6:46.042	1:28.708	11	11:29.340	2 Laps		
55	7:43.970	2:23.565	38	5:35.475	4:01.132	52	7:09.993	5:13.668	42	5:50.178	1:50.614	66	6:32.233	1 Lap		
73	7:47.081	2:26.676	26	7:29.532	4:01.956	Lap 4				26	6:15.432	1 Lap				
69	7:49.078	2:28.673	57	7:10.153	4:12.550	36	5:04.848		25	5:36.901	2:13.159	72	5:31.978	2:12.620		
56	7:57.421	2:37.016	55	7:09.326	4:13.446	6	5:31.228	15.506	66	9:33.325	1 Lap	31	5:35.200	2:15.317		
18	8:12.218	2:51.813	21	7:24.714	4:24.114	28	5:28.730	16.871	26	6:29.108	1 Lap	14	5:39.164	2:30.297		
12	8:14.548	2:54.143	56	7:07.102	4:24.673	57	7:13.432	1 Lap	5	5:33.457	2:45.221	73	6:32.747	1 Lap		
24	8:21.748	3:01.343	69	7:17.239	4:26.467	55	7:16.510	1 Lap	10	7:01.508	1 Lap	10	6:53.779	1 Lap		
44	8:24.141	3:03.736	61	7:30.074	4:33.781	56	7:07.118	1 Lap	73	8:31.079	1 Lap	52	7:00.830	1 Lap		
67	8:26.826	3:06.421	12	7:06.560	4:41.258	23	15:11.607	2 Laps	24	7:28.130	1 Lap	58	11:21.471	2 Laps		
27	8:29.652	3:09.247	24	7:00.933	4:42.831	69	7:19.657	1 Lap	31	7:13.103	3:23.229	37	8:47.773	2 Laps		
9	8:36.905	3:16.500	Lap 3				12	7:07.247	1 Lap	41	8:45.636	2 Laps				
62	8:39.570	3:19.165	6	5:31.651		24	7:12.626	1 Lap	21	6:15.363	1 Lap					
11	8:42.142	3:21.737	67	7:45.367	1 Lap	10	8:07.848	1 Lap	57	6:45.573	1 Lap					
41	8:48.287	3:27.882	28	5:25.426	3.863	21	7:48.876	1 Lap	46	5:57.123	4:08.691					
58	8:52.330	3:31.925	36	5:06.028	10.874	42	5:40.537	1:34.641	30	6:01.953	4:12.800					
			9	7:46.006	1 Lap	26	8:28.981	1 Lap	39	5:55.975	4:16.060					
						31	5:56.573	1:44.331	51	6:02.902	4:33.600					
									40	6:11.628	4:42.887					



8-9-10 | 20
JUILLET | 16



PLATEAU 2 - GRID 2
LE MANS CLASSIC 2016
RACE 2

Analysis by lap

Lapped

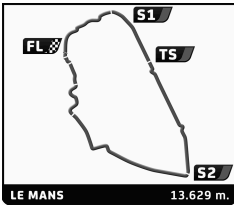
Nr	Lap Time	Gap	Nr	Lap Time	Gap	Nr	Lap Time	Gap	Nr	Lap Time	Gap	Nr	Lap Time	Gap
65	6:09.558	4:44.610	11	9:04.172	3 Laps									
44	6:43.331	1 Lap	29	6:13.375	1 Lap									
29	6:19.620	4:52.974	35	6:13.112	1 Lap									
35	6:29.767	4:59.551	33	5:58.549	1 Lap									
69	7:24.023	1 Lap	44	6:39.801	2 Laps									
33	5:59.636	5:14.836	70	6:04.685	1 Lap									
Lap 7														
36	5:13.197		37	8:25.834	3 Laps									
6	5:19.906	1.272	17	6:13.547	1 Lap									
28	5:16.333	1.661	32	6:09.270	1 Lap									
70	6:19.173	1 Lap	25	5:32.622	1:35.244									
24	9:11.765	2 Laps	53	6:13.810	1 Lap									
17	6:19.969	1 Lap	41	8:41.729	3 Laps									
32	6:21.675	1 Lap	58	8:53.538	3 Laps									
53	6:14.868	1 Lap	49	6:06.697	1 Lap									
12	7:29.977	2 Laps	34	6:05.958	1 Lap									
61	6:57.877	2 Laps	69	7:10.764	2 Laps									
49	6:12.231	1 Lap	24	7:00.853	2 Laps									
34	6:14.724	1 Lap	5	5:36.475	2:08.885									
56	7:59.037	2 Laps	2	6:11.358	1 Lap									
38	6:23.047	1 Lap	38	6:26.620	1 Lap									
25	5:29.878	1:13.850	61	6:58.668	2 Laps									
67	7:18.323	2 Laps	12	7:20.413	2 Laps									
2	6:13.389	1 Lap	72	5:33.763	2:49.844									
55	7:54.829	2 Laps	31	5:32.506	2:55.726									
5	5:28.924	1:43.638	67	7:11.309	2 Laps									
22	6:21.106	1 Lap	22	6:19.213	1 Lap									
27	7:07.273	2 Laps	14	5:42.461	3:25.795									
60	6:29.023	1 Lap	60	6:29.262	1 Lap									
23	19:10.700	4 Laps	56	7:41.780	2 Laps									
72	5:33.323	2:27.309	8	6:33.802	1 Lap									
31	5:37.765	2:34.448	26	6:14.846	1 Lap									
8	6:29.609	1 Lap	42	5:57.057	4:09.976									
14	5:42.899	2:54.562	55	7:42.553	2 Laps									
26	6:13.617	1 Lap	27	7:10.431	2 Laps									
66	6:36.874	1 Lap	9	14:20.407	3 Laps									
42	7:45.646	3:24.147	66	6:30.231	1 Lap									
73	6:30.272	1 Lap	73	6:37.657	1 Lap									
21	6:11.473	1 Lap	21	6:02.889	1 Lap									
10	7:01.484	1 Lap	39	6:01.717	5:48.241									
45	8:29.684	2 Laps	46	6:06.203	5:48.561									
52	6:59.101	1 Lap	30	6:02.184	5:49.010									
46	6:03.529	4:53.586	10	6:57.311	1 Lap									
39	6:00.326	4:57.752	52	6:51.279	1 Lap									
30	6:03.888	4:58.054	45	8:22.966	2 Laps									
62	8:52.535	2 Laps												
Lap 8														
36	5:11.228													
6	5:13.241	3.285												
28	5:14.357	4.790												
57	6:51.674	2 Laps												
51	6:08.721	1 Lap												
40	6:05.513	1 Lap												
65	6:09.148	1 Lap												

RICHARD MILLE





8-9-10 | 20
JUILLET | 16



PLATEAU 2 - GRID 2
LE MANS CLASSIC 2016
RACE 2

Sector Analysis

Personal Best Session Best B Crossing the finish line in pit lane

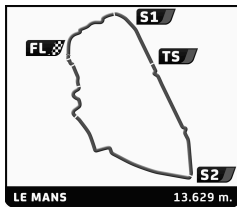
Table with columns: Lap, D, Time, Sector 1, Sector 2, Sector 3, T. Spd, Elapsed. Rows are grouped by race number (1-16) and car model. Includes driver names and lap times.

RICHARD MILLE





8-9-10 | 20
JUILLET | 16



PLATEAU 2 - GRID 2
LE MANS CLASSIC 2016
RACE 2

Sector Analysis

Personal Best Session Best B Crossing the finish line in pit lane

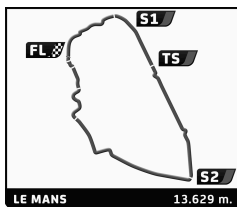
Table with columns: Lap, D, Time, Sector 1, Sector 2, Sector 3, T. Spd, Elapsed. Rows are grouped by race number (17, 18, 21, 22, 23, 24, 25, 26, 27, 28, 29, 30) and driver names. Includes personal best and session best markers.

RICHARD MILLE





8-9-10 | 20 JUILLET | 16



PLATEAU 2 - GRID 2 LE MANS CLASSIC 2016 RACE 2

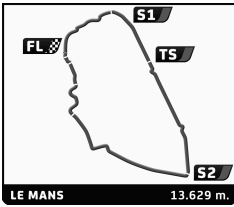
Sector Analysis

Lap	D	Time	Sector 1	Sector 2	Sector 3	T. Spd	Elapsed	Lap	D	Time	Sector 1	Sector 2	Sector 3	T. Spd	Elapsed
31 1. John CLARK COOPER T39 - 1955 TSRC3A															
1	1	5:55.094			2:44.319		5:55.094	1	1	6:07.651	1:37.021	2:03.455	2:27.175		6:07.651
2	1	5:44.809	54.383	2:09.889	2:40.537		11:39.903	2	1	5:08.696			2:25.001		11:16.347
3	1	5:35.078	53.215	2:05.630	2:36.233		17:14.981	3	1	5:06.028	49.559	1:52.861	2:23.608		16:22.375
4	1	5:56.573	B 53.408	2:10.982	2:52.183		23:11.554	4	1	5:04.848	48.255	1:54.211	2:22.382		21:27.223
5	1	7:13.103	2:28.072	2:08.332	2:36.699		30:24.657	5	1	5:34.205	B 48.952	1:55.731	2:49.522	215.1	27:01.428
6	1	5:35.200	52.589	2:06.963	2:35.648		35:59.857	6	1	6:48.549	2:25.122	1:55.956	2:27.471		33:49.977
7	1	5:37.765	54.844	2:07.550	2:35.371		41:37.622	7	1	5:13.197	50.526	1:56.843	2:25.828		39:03.174
8	1	5:32.506	52.191	2:06.700	2:33.615		47:10.128	8	1	5:11.228			2:24.553		44:14.402
32 1. Jonathan TURNER 2. Rupert BULLOCK AUSTIN HEALEY 100/4 - 1953 GTS2															
1	1	7:07.384	1:45.656	2:26.776	2:54.952	149.7	7:07.384	1	1	9:14.465	2:02.216	3:22.985	3:49.264	108.2	9:14.465
2	1	6:04.844	57.288	2:19.601	2:47.955	161.6	13:12.228	2	1	8:37.860	B 1:16.592	3:18.809	4:02.459	104.6	17:52.325
3	1	6:01.335	57.081	2:20.757	2:43.497	151.8	19:13.563	3	1	10:32.929	3:02.542	3:25.390	4:04.997	123.2	28:25.254
4	1	6:11.211	B 57.607	2:16.219	2:57.385	172.6	25:24.774	4	1	8:47.773	1:21.072	3:29.380	3:57.321	111.0	37:13.027
5	1	7:52.880	2:33.020	2:23.168	2:56.692	173.7	33:17.654	5	1	8:25.834	1:19.034	3:17.136	3:49.664	119.3	45:38.861
6	1	6:21.675	59.066	2:25.491	2:57.118	158.3	39:39.329								
7	1	6:09.270	59.504	2:16.165	2:53.601	161.9	45:48.599								
33 1. Franck AUGIS 2. Pierre BUFFET AUSTIN HEALEY 100 BN1 - 1954 GTS2															
1	1	7:02.230	1:44.607	2:26.925	2:50.698	156.1	7:02.230								
2	1	6:16.043	B 58.917	2:16.063	3:01.063	183.6	13:18.273								
3	1	7:33.508	2:20.195	2:21.013	2:52.300	165.8	20:51.781								
4	1	6:02.983	57.259	2:17.486	2:48.238	156.3	26:54.764								
5	1	6:04.976	56.577	2:19.284	2:49.115	165.8	32:59.740								
6	1	5:59.636	57.812	2:16.747	2:45.077	172.9	38:59.376								
7	1	5:58.549	56.000	2:14.844	2:47.705	195.8	44:57.925								
34 1. Richard THORNE MORGAN 4 - 1954 GTS1															
1	1	6:35.962	1:15.857	2:26.943	2:53.162	155.2	6:35.962								
2	1	6:20.920	59.162	2:23.794	2:57.964	154.8	12:56.882								
3	1	6:29.761	B 59.649	2:25.031	3:05.081	149.5	19:26.643								
4	1	7:52.052	2:26.719	2:21.846	3:03.487	169.7	27:18.695								
5	1	6:22.660	58.584	2:24.858	2:59.218	151.1	33:41.355								
6	1	6:14.724	59.205	2:23.566	2:51.953	166.8	39:56.079								
7	1	6:05.958	57.663	2:19.768	2:48.527	163.6	46:02.037								
35 1. Erich OELSCHLAGEL 2. Georg OELSCHLAGEL MERCEDES BENZ 300 SL - 1955 GTS7															
1	1	6:31.624			2:50.157		6:31.624								
2	1	5:53.020			2:45.187		12:24.644								
3	1	5:47.457			2:42.237		18:12.101								
4	1	6:06.281	B		3:00.285		24:18.382								
5	1	7:55.942			3:07.704		32:14.324								
6	1	6:29.767			3:05.966		38:44.091								
7	1	6:13.112			2:56.082		44:57.203								
36 1. Chris WARD JAGUAR Type C - 1952 TSRC6A															
1	1	6:07.651	1:37.021	2:03.455	2:27.175		6:07.651								
2	1	5:08.696			2:25.001		11:16.347								
3	1	5:06.028	49.559	1:52.861	2:23.608		16:22.375								
4	1	5:04.848	48.255	1:54.211	2:22.382		21:27.223								
5	1	5:34.205	B 48.952	1:55.731	2:49.522	215.1	27:01.428								
6	1	6:48.549	2:25.122	1:55.956	2:27.471		33:49.977								
7	1	5:13.197	50.526	1:56.843	2:25.828		39:03.174								
8	1	5:11.228			2:24.553		44:14.402								
37 1. Olivier du BOUCHERON 3. Olivia du BOUCHERON FIAT 1500 Spéciale - 1950 TSRC3A 2. Alexandra BOUCHERON															
1	1	9:14.465	2:02.216	3:22.985	3:49.264	108.2	9:14.465								
2	1	8:37.860	B 1:16.592	3:18.809	4:02.459	104.6	17:52.325								
3	1	10:32.929	3:02.542	3:25.390	4:04.997	123.2	28:25.254								
4	1	8:47.773	1:21.072	3:29.380	3:57.321	111.0	37:13.027								
5	1	8:25.834	1:19.034	3:17.136	3:49.664	119.3	45:38.861								
38 1. Johannes HUBER 2. Guido HAARMANN MERCEDES BENZ 300 SL - 1955 GTS7															
1	1	9:05.507			2:36.716		9:05.507								
2	1	5:35.475	54.680	2:06.320	2:34.475		14:40.982								
3	1	5:29.698	52.414	2:04.483	2:32.801		20:10.680								
4	1	5:39.681	B 53.087	2:01.669	2:44.925		25:50.361								
5	1	8:01.123	2:38.208	2:20.635	3:02.280		33:51.484								
6	1	6:23.047	1:02.065	2:16.976	3:04.006		40:14.531								
7	1	6:26.620	1:00.846	2:17.031	3:08.743		46:41.151								
39 1. Nicholas RUDDLE ASTON MARTIN DB2/4 - 1954 GTS2															
1	1	6:06.543	1:03.326	2:13.765	2:49.452	186.8	6:06.543								
2	1	6:07.681	58.376	2:17.225	2:52.080	168.1	12:14.224								
3	1	6:06.848	B 57.789	2:14.261	2:54.798	170.7	18:21.072								
4	1	7:33.990	2:21.661	2:15.882	2:56.447	185.2	25:55.062								
5	1	6:09.563	59.296	2:16.659	2:53.608	176.8	32:04.625								
6	1	5:55.975	58.367	2:11.716	2:45.892	185.5	38:00.600								
7	1	6:00.326	56.789	2:14.462	2:49.075	160.2	44:00.926								
8	1	6:01.717	58.197	2:12.833	2:50.687	176.5	50:02.643								
40 1. Peter NEUMARK 2. William GREEN JAGUAR XK 140 FHC - 1955 GTS7															
1	1	6:14.309	1:05.375	2:18.699	2:50.235		6:14.309								
2	1	5:58.295	57.542	2:14.474	2:46.279		12:12.604								
3	1	5:58.672			2:46.426		18:11.276								
4	1	6:08.583	B		2:59.040		24:19.859								
5	1	7:55.940	2:39.858	2:20.402	2:55.680		32:15.799								
6	1	6:11.628	1:00.184	2:20.125	2:51.319		38:27.427								
7	1	6:05.513			2:50.318		44:32.940								
41 1. Michel BLANCHARD 2. Karine BLANCHARD DB PANHARD HBRA - 1954 TSRC1A															
1	1	8:48.287	2:04.280	3:02.567	3:41.440	124.7	8:48.287								
2	1	8:13.993	B 1:14.859	3:03.179	3:55.955	138.5	17:02.280								





8-9-10 | 20
JUILLET | 16



PLATEAU 2 - GRID 2
LE MANS CLASSIC 2016
RACE 2

Sector Analysis

Personal Best Session Best B Crossing the finish line in pit lane

Table with 8 columns: Lap, D, Time, Sector 1, Sector 2, Sector 3, T. Spd, Elapsed. Row 1: 3 1 11:27.668 3:29.810 3:37.214 4:20.644 108.7 28:29.948. Row 2: 4 1 8:45.636 1:21.962 3:19.769 4:03.905 110.3 37:15.584. Row 3: 5 1 8:41.729 1:20.613 3:20.552 4:00.564 110.7 45:57.313

42 1.Olivier BLANPAIN 2.Vincent JANSSENS
AUSTIN HEALEY 100 M - 1954
GTS2
1 1 5:55.629 2:41.506 192.0 5:55.629
2 1 5:45.900 54.021 2:12.920 2:38.959 184.2 11:41.529
3 1 5:39.798 54.282 2:09.606 2:35.910 191.3 17:21.327
4 1 5:40.537 53.586 2:12.252 2:34.699 202.0 23:01.864
5 1 5:50.178 53.783 2:12.595 2:43.800 183.6 28:52.042
6 1 5:49.633 B 53.408 2:11.465 2:44.760 203.8 34:41.675
7 1 7:45.646 2:39.172 2:20.356 2:46.118 153.0 42:27.321
8 1 5:57.057 55.177 2:15.075 2:46.805 190.7 48:24.378

44 1.Simon EVANS 2.Gareth EVANS
MG Le Mans Special - 1949
TSRCSA
1 1 8:24.141 1:35.647 3:07.409 3:41.085 127.0 8:24.141
2 1 8:00.189 B 1:09.803 3:01.738 3:48.648 123.9 16:24.330
3 1 8:34.513 2:46.729 2:36.766 3:11.018 153.5 24:58.843
4 1 6:49.380 1:02.032 2:38.306 3:09.042 136.6 31:48.223
5 1 6:43.331 1:01.863 2:34.515 3:06.953 163.1 38:31.554
6 1 6:39.801 1:01.197 2:35.626 3:02.978 150.9 45:11.355

45 1.Alain MARIE 2.Franck MARIE
DKW Monza - 1956
GTS3
1 1 8:53.295 2:07.440 3:01.552 3:44.303 133.7 8:53.295
2 1 7:58.798 1:17.468 3:02.319 3:39.011 133.2 16:52.093
3 1 8:06.576 B 1:14.641 3:02.849 3:49.086 132.8 24:58.669
4 1 10:24.308 3:06.252 3:19.801 3:58.255 118.1 35:22.977
5 1 8:29.684 1:20.774 3:14.175 3:54.735 94.8 43:52.661
6 1 8:22.966 1:21.569 3:09.126 3:52.271 129.1 52:15.627

46 1.Gareth BURNETT 2.Michael BELL 3.Joe ALLENBY BYRNE
PORSCHE 356 Pre A - 1954
GTS1
1 1 6:12.303 6:12.303
2 1 6:02.938 2:46.803 12:15.241
3 1 6:07.132 B 2:53.309 18:22.373
4 1 7:32.743 2:48.168 25:55.116
5 1 6:00.992 2:46.144 31:56.108
6 1 5:57.123 2:45.898 37:53.231
7 1 6:03.529 2:47.529 43:56.760
8 1 6:06.203 2:51.599 50:02.963

49 1.Martin H. SUCARI
MASERATI A6 GCS Barchetta - 1954
TSRCSA
1 1 6:51.385 1:20.962 2:29.397 3:01.026 156.1 6:51.385
2 1 6:23.642 1:00.036 2:25.613 2:57.993 164.1 13:15.027
3 1 6:20.662 B 59.413 2:19.014 3:02.235 155.9 19:35.689
4 1 7:48.322 2:31.713 2:22.448 2:54.161 166.8 27:24.011
5 1 6:18.800 57.815 2:22.033 2:58.952 153.5 33:42.811
6 1 6:12.231 1:00.239 2:19.202 2:52.790 171.5 39:55.042
7 1 6:06.697 57.037 2:19.125 2:50.535 180.6 46:01.739

51 1.Nigel BATCHELOR
ASTON MARTIN DB2/4 - 1953
GTS2
1 1 6:23.301 1:12.958 2:22.371 2:47.972 149.9 6:23.301
2 1 5:57.872 56.309 2:14.611 2:46.952 200.8 12:21.173
3 1 6:01.717 B 56.610 2:13.056 2:52.051 201.6 18:22.890
4 1 7:49.044 2:38.266 2:15.624 2:55.154 178.8 26:11.934
5 1 6:03.304 57.858 2:15.622 2:49.824 196.9 32:15.238
6 1 6:02.902 57.851 2:16.144 2:48.907 193.4 38:18.140
7 1 6:08.721 57.400 2:18.340 2:52.981 195.1 44:26.861

52 1.Louise KENNEDY 2.Jason KENNEDY
LANCIA Aurelia B 20 GT - 1953
GTS2
1 1 7:20.039 1:29.110 2:40.353 3:10.576 148.7 7:20.039
2 1 6:55.137 1:04.493 2:37.820 3:12.824 145.3 14:15.176
3 1 7:09.993 B 1:05.883 2:41.228 3:22.882 145.7 21:25.169
4 1 8:31.079 2:36.248 2:39.719 3:15.112 148.2 29:56.248
5 1 7:00.830 1:03.401 2:40.878 3:16.551 144.9 36:57.078
6 1 6:59.101 1:03.983 2:40.080 3:15.038 141.2 43:56.179
7 1 6:51.279 1:04.917 2:39.301 3:07.061 148.9 50:47.458

53 1.Jean-Yves GRANDIDIER
ASTON MARTIN DB2/4 - 1954
GTS2
1 1 6:41.662 1:16.505 2:29.149 2:56.008 141.3 6:41.662
2 1 6:16.984 59.500 2:22.638 2:54.846 159.7 12:58.646
3 1 6:26.701 B 59.273 2:22.365 3:05.063 152.4 19:25.347
4 1 7:44.063 2:26.791 2:18.911 2:58.361 179.4 27:09.410
5 1 6:17.874 59.458 2:22.901 2:55.515 138.1 33:27.284
6 1 6:14.868 59.089 2:18.554 2:57.225 173.7 39:42.152
7 1 6:13.810 59.256 2:18.505 2:56.049 163.8 45:55.962

55 1.Iain ROWLEY 2.Derek DRINKWATER 3.Richard OWEN
CADILLAC Series 61 - 1950
GTS2
1 1 7:43.970 3:22.573 7:43.970
2 1 7:09.326 3:20.022 14:53.296
3 1 7:16.510 B 3:29.126 22:09.806
4 1 10:37.264 3:49.791 32:47.070
5 1 7:54.829 3:39.934 40:41.899
6 1 7:42.553 3:36.047 48:24.452

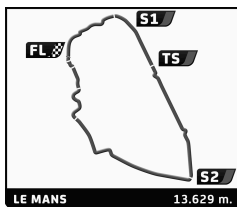
56 1.Guy VERHOFSTADT 2.Louis VERHOFSTADT
ASTON MARTIN DB2/4 - 1954
GTS2
1 1 7:57.421 3:18.471 134.9 7:57.421
2 1 7:07.102 1:08.332 2:37.400 3:21.370 146.3 15:04.523
3 1 7:07.118 B 1:09.512 2:35.787 3:21.819 22:11.641
4 1 10:02.882 3:56.632 123.5 32:14.523
5 1 7:59.037 1:18.811 2:51.846 3:48.380 40:13.560
6 1 7:41.780 1:17.390 2:44.260 3:40.130 47:55.340

57 1.Mark RICHARDSON 2.John BOWLES
AC ACE - 1954
GTP6
1 1 7:42.247 1:29.096 2:50.423 3:22.728 136.4 7:42.247
2 1 7:10.153 1:06.378 2:43.761 3:20.014 140.4 14:52.400
3 1 7:13.432 B 1:05.599 2:38.912 3:28.921 159.5 22:05.832
4 1 8:38.493 2:55.139 2:30.936 3:12.418 163.3 30:44.325





8-9-10 | 20
JUILLET | 16



PLATEAU 2 - GRID 2
LE MANS CLASSIC 2016
RACE 2

Sector Analysis

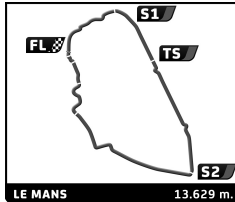
Personal Best Session Best B Crossing the finish line in pit lane

Table with columns: Lap, D, Time, Sector 1, Sector 2, Sector 3, T. Spd, Elapsed. Contains race data for various drivers and cars, including Callista D 120 Ranelagh, COOPER T39, TRIUMPH TR2, DB HBR 53, PORSCHE 356, and JAGUAR XK 140.



8-9-10 | 2016

JUILLET



PLATEAU 2 - GRID 2

LE MANS CLASSIC 2016

RACE 3 (40')

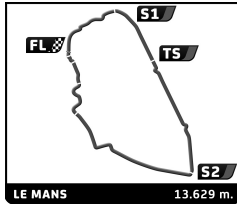
Starting Grid

				- 36 -	76		Leon PRICE
Robert FRANCIS	75			- 35 -	68		John YOUNG
Didier MARTY	64			- 34 -	63		Robi BERNBERG
Sam THOMAS	59			- 33 -	54		Hans-Joerg HÜBNER
Pierre ADYNS	50			- 32 -	48		Stéphane GUYOT-SIONNEST
Ulrich SCHUMACHER	47			- 31 -	43		Martin HALUSA
Michel VERLIEFDEN	20			- 30 -	3		Clive JOY
Diego MEIER	4			- 29 -	18		Carlos DE MIGUEL
Bernd LANGEWIESCHE	16			- 28 -	23		Nigel WEBB
Laurant DESPLACES	1			- 27 -	41	8:41.729	Michel BLANCHARD
Olivier du BOUCHERON	8:25.834	37		- 26 -	58	8:18.358	Philippe TAVANO
Alain MARIE	7:58.798	45		- 25 -	62	7:46.176	Jérôme STEVENS
Jean-Marc HUYGHUES DESPOINTE	7:46.006	9		- 24 -	11	7:45.764	François COINTREAU
Leigh SEBBA	7:11.309	67		- 23 -	69	7:10.764	François FOUQUET-HATEVILAIN
Iain ROWLEY	7:09.326	55		- 22 -	27	7:07.273	Jacques EGURREGUY
Guy VERHOFSTADT	7:07.102	56		- 21 -	12	7:06.560	Jean LAURENT-BELLUE
Antoine BLASCO	7:00.853	24		- 20 -	61	6:57.877	Thierry NOYER
François COINTREAU	6:53.779	10		- 19 -	52	6:51.279	Louise KENNEDY
Mark RICHARDSON	6:45.573	57		- 18 -	44	6:39.801	Simon EVANS
Geoffroy de LACRETELLE	6:30.645	7		- 17 -	73	6:30.272	Peter JOHNS
Pierre-Henry MAHUL	6:29.609	8		- 16 -	60	6:26.879	Arnold HERREMAN DE MEURISSE
Vincent TOURNEUR	6:24.045	66		- 15 -	22	6:19.213	John A ARNOLD
Jean-Yves GRANDIER	6:13.810	53		- 14 -	26	6:13.617	Stefano FRISCIA
Erich TRABER	6:11.358	2		- 13 -	49	6:06.697	Martin H. SUCARI
Richard THORNE	6:05.958	34		- 12 -	17	6:03.111	Guy MESTROT
Pierre MELLINGER	6:02.889	21		- 11 -	32	6:01.335	Jonathan TURNER
Jean-François PENILLARD	5:59.008	30		- 10 -	33	5:58.549	Franck AUGIS
Peter NEUMARK	5:58.295	40		- 9 -	65	5:58.013	Rahim AGA KHAN
Nigel BATCHELOR	5:57.872	51		- 8 -	70	5:57.601	Manuel ELICABE
Gareth BURNETT	5:57.123	46		- 7 -	39	5:55.975	Nicholas RUDELL
Glynn ALLEN	5:52.997	29		- 6 -	35	5:47.457	Erich OELSCHLAGEL
Olivier BLANPAIN	5:39.798	42		- 5 -	14	5:39.164	Andrew SMITH
John CLARK	5:32.506	31		- 4 -	72	5:31.978	Graham ROBSON
Johannes HUBER	5:29.698	38		- 3 -	5	5:28.924	Serge KRINKOFF SEISS
Nicolas CHAMBON	5:26.751	25		- 2 -	28	5:14.357	Carlos MONTEVERDE
Andy WALLACE	5:13.241	6		- 1 -	36	5:04.848	Chris WARD

Pole



8-9-10 | 20
JUILLET | 16



PLATEAU 2 - GRID 2
LE MANS CLASSIC 2016
RACE 3 (40')

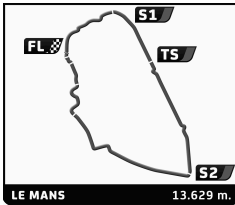
Starting Grid

Stewards:	Timekeeper:
-----------	-------------





8-9-10 | 20
JUILLET | 16



LE MANS CLASSIC 2016

PLATEAU 2 - GRID 2

RACE 3 (40')

Final Classification

Table with columns: Drivers, Vehicle, Laps, Total Time, Penalty, Gap, Kph, Lap, Time, Kph. Lists race participants and their performance metrics.

RESULTS WITH APPLIED STEWARDS DECISIONS N. 4, 5 AND 6 45 SEC. PENALTY CARS 10-17 DUE TO NO RESPECT PIT TIME 1 LAP PENALTY CAR 60 DUE TO NO RESPECT PIT TIME

Published at: Track Status: DRY Stewards: Timekeeper:

RICHARD MILLE



Le Point



ARTCURIAL // Motorcars



JAGUAR



Ford



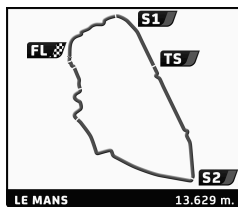
PORSCHE



NOSTALGIE



8-9-10 | 20 JUILLET | 16



PLATEAU 2 - GRID 2 LE MANS CLASSIC 2016 RACE 3

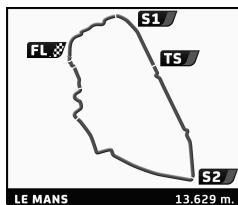
Final Classification By Performance Index

Nr Drivers	Car	Class	Qualifying				Index	
			Time	Laps	Total Time	Coefficient		
1	46 Gareth BURNETT / Michael BELL / Joe ALLENBY BYRNE	PORSCHE 356 Pre A - 1954	GTS1	5'35.141	7	42:59.043	0,570	28'00.062
2	65 Rahim AGA KHAN / Andrew PRILL / Richard CLARK	PORSCHE 356 Pre A - 1952	GTS1	6'00.687	7	43:35.193	0,570	28'23.611
3	30 Jean-François PENILLARD	PORSCHE 356 Pre A coupé 1500S - 1955	GTS1	5'56.024	7	43:39.412	0,570	28'26.359
4	17 Guy MESTROT / José DA ROCHA	TRIUMPH TR2 - 1954	GTS1	6'03.654	7	43:41.888	0,570	28'27.972
5	2 Erich TRABER / Bruce TRENEY / Spencer TRENEY / Jung KONIG	FIAT 8V Zagato - 1953	GTS1	6'05.562	7	45:12.125	0,570	29'26.755
6	66 Vincent TOURNEUR / Patrick BARRIER / Antoine SEYLER	PORSCHE 356 Speed. Pre-A 1500 S - 1955	GTS1	6'41.621	7	45:54.936	0,570	29'54.644
7	31 John CLARK	COOPER T39 - 1955	TSRC3A	5'34.948	8	45:45.062	0,680	31'06.642
8	5 Serge KRIKNOFF SEISS	LOTUS XI 1500 - 1956	TSRC3A	5'24.649	8	45:52.137	0,680	31'11.453
9	22 John A ARNOLD / Richard GANE	JOWETT Jupiter - 1953	TSRC1A	6'26.767	7	47:07.068	0,600	32'18.560
10	8 Pierre-Henry MAHUL	DB HBR Barquette - 1957	TSRC1A	6'26.441	7	47:22.913	0,600	32'29.426
11	16 Bernd LANGEWIESCHE / Marco WERNER	LOTUS IX - 1955	TSRC2A	5'50.828	7	44:37.130	0,640	32'38.129
12	39 Nicholas RUDDLELL	ASTON MARTIN DB2/4 - 1954	GTS2	6'09.482	7	42:07.778	0,690	33'13.333
13	42 Olivier BLANPAIN / Vincent JANSSENS	AUSTIN HEALEY 100 M - 1954	GTS2	5'43.842	7	42:16.376	0,690	33'20.113
14	51 Nigel BATCHELOR	ASTON MARTIN DB2/4 - 1953	GTS2	5'57.447	7	42:18.224	0,690	33'21.570
15	12 Jean LAURENT-BELLUE / Thierry PASCAULT	FRAZER NASH Le Mans Coupé - 1954	GTS1	7'35.019	6	44:10.598	0,570	33'34.454
16	33 Franck AUGIS / Pierre BUFFET	AUSTIN HEALEY 100 BN 1 - 1954	GTS2	5'48.179	7	42:42.045	0,690	33'40.355
17	6 Andy WALLACE	JAGUAR Type D - 1955	TSRC6A	5'02.061	8	41:43.146	0,820	34'12.579
18	53 Jean-Yves GRANDIDIER	ASTON MARTIN DB2/4 - 1954	GTS2	6'05.169	7	43:32.818	0,690	34'20.393
19	36 Chris WARD	JAGUAR Type C - 1952	TSRC6A	5'04.564	8	42:04.080	0,820	34'29.745
20	25 Nicolas CHAMBON	MASERATI 300 S - 1955	TSRC5A	5'15.607	8	45:09.351	0,770	34'46.200
21	14 Andrew SMITH	JAGUAR XK 120 - 1952	GTS2	5'43.571	8	52:00.671	0,690	35'53.262
22	26 Stefano FRISCIA / Guillaume MEURISSE	AUSTIN HEALEY 100 M - 1954	GTS2	6'17.187	7	45:43.897	0,690	36'03.758
23	29 Glynn ALLEN / Mark Lee MIDGLEY	ASTON MARTIN DB2 Lightweight - 1951	GTP2	6'42.791	7	42:49.349	0,740	36'12.935
24	1 Laurent DESPLACES / Jean-Luc BOIS	ASTON MARTIN DB2 - 1950	GTS2	6'25.584	7	45:56.460	0,690	36'13.665
25	70 Manuel ELICABE / Claudio SCALISE	MASERATI A6 GCS Barchetta - 1955	TSRC4A	5'54.186	7	44:35.731	0,720	36'41.744
26	38 Johannes HUBER / Guido HAARMANN	MERCEDES BENZ 300 SL - 1955	GTS7	5'24.370	8	47:26.577	0,810	38'25.727
27	52 Louise KENNEDY / Jason KENNEDY	LANCIA Aurelia B 20 GT - 1953	GTS2	6'53.676	6	42:14.412	0,690	38'51.659
28	40 Peter NEUMARK / William GREEN	JAGUAR XK 140 FHC - 1955	GTS7	5'59.396	7	42:45.391	0,810	39'34.819
29	72 Graham ROBSON / Sam TORDOFF / Richard WOODMAN / John SMITH ROBSON	AUSTIN HEALEY 100 M - 1955	GTS7	5'44.188	7	42:48.300	0,810	39'37.512
30	45 Alain MARIE / Franck MARIE	DKW Monza - 1956	GTS3	8'50.211	5	42:02.241	0,590	39'40.995
31	35 Erich OELSCHLAGEL / Georg OELSCHLAGEL	MERCEDES BENZ 300 SL - 1955	GTS7	6'19.903	7	42:53.376	0,810	39'42.210
32	41 Michel BLANCHARD / Karine BLANCHARD	DB PANHARD HBR4 - 1954	TSRC1A	7'39.046	6	49:40.853	0,600	39'44.682
33	58 Philippe TAVANO / Eric BERARD	Callista D 120 Ranelagh - 1951	TSRC1A	8'23.236	5	42:04.635	0,600	40'23.649
34	28 Carlos MONTEVERDE / Gary PEARSON	JAGUAR Type D - 1955	TSRC6A	5'15.033	8	49:28.559	0,820	40'34.218
35	24 Antoine BLASCO / Jean Jacques PEYRAUD	OSCA S 1500 TN - 1957	TSRC3A		6	45:00.465	0,680	40'48.421
36	27 Jacques EGURREGUY / Jean BELLERET	ASTON MARTIN DB2/4 - 1953	GTS2	7'11.585	6	45:44.437	0,690	42'04.882
37	11 François CONTRAUX / Alfred CONTRAUX / Patrick COUSSAU / Guillaume LE METAYER	PANHARD Monopole - 1956	TSRC2A	9'22.363	6	49:19.523	0,640	42'05.459
38	62 Jérôme STEVENS / Norbert GAUTRIN	DB HBR 53 - 1953	TSRC2A	7'34.935	6	50:30.234	0,640	43'05.799
39	67 Leigh SEBBA / Peter COLE	MORGAN 4 - 1953	GTP2	7'26.848	6	43:48.166	0,740	43'13.123
40	49 Martin H. SUCARI	MASERATI A6 GCS Barchetta - 1954	TSRC4A	6'21.840	7	44:37.108	0,850	43'20.619
41	60 Jean-Marc HUIGHUES DESPOINTE / Daniel Patrick BROOKS	COOPER T39 - 1955	TSRC3A	6'31.120	6	48:02.493	0,680	43'33.460
42	37 Olivier de BOUCHERON / Alexandra BOUCHERON / Clivia de BOUCHERON	FIAT 1500 Spéciale - 1950	TSRC3A	8'15.655	6	48:25.100	0,680	43'53.957
43	73 Peter JOHNS / Read GOMM / Marc GORDON	JAGUAR XK 140 FHC - 1955	GTS7	6'21.060	7	48:50.230	0,810	45'12.555
44	9 François FOUQUET-HATEYRIAN / Antoine MOREAU / François DILEMANN	DB HBR5 - 1956	TSRC2B	7'22.063	6	46:30.556	0,750	46'30.556
45	69	DB HBR - 1958	TSRC2B	7'10.810	6	46:31.545	0,750	46'31.545
46	61 Thierry NOYER / Sebastien DIERICK	TRIUMPH TR2 - 1955	GTS6	7'01.684	6	47:35.654	0,750	47'35.654
47	44 Simon EVANS / Gareth EVANS	MG Le Mans Special - 1949	TSRC3A	6'40.547	5	57:00.000	0,680	1:02'00.960
48	56 Guy VERHOFSTADT / Louis VERHOFSTADT	ASTON MARTIN DB2/4 - 1954	GTS2		5	57:00.000	0,690	1:02'55.680
49	10	TALBOT T26 GS - 1951	TSRC6A	7'11.791	6	57:45.000	0,820	1:03'08.400
50	57 Mark RICHARDSON / John BOWLES	AC ACE - 1954	GTP6	6'16.696	5	57:00.000	0,850	1:17'31.200
51	34 Richard THORNE	MORGAN 4 - 1954	GTS1	6'14.837	3	57:00.000	0,570	1:26'38.400
52	55 Iain ROWLEY / Derek DRINKWATER / Richard OWEN	CADILLAC Series 61 - 1950	GTS2	7'24.732	3	57:00.000	0,690	1:44'52.800
53	23 Nigel WEBB	JAGUAR Type C - 1952	TSRC6A	5'38.748	3	57:00.000	0,820	2:04'38.400
54	7 Geoffroy de LACRETTE / Andrew WHEELER	TRIUMPH TR2 - 1954	GTS1		2	57:00.000	0,570	2:09'57.600
55	3 Clive JOY / Jarrah VENABLES / Patrick SIMON	JAGUAR Type D - 1955	TSRC6A		1	57:00.000	0,820	6:13'55.200
Not started								
56	76 Leon PRICE	MORETTI 750 Sport - 1956	GTS3	8'38.713	1	57:00.000		4:29'02.400
57	50 Pierre ADYNS / Nicolas BERT / Bernard FILLIERS	DB HBR Barquette - 1945	TSRC5A	8'02.050	1	57:00.000		4:33'36.000
58	63 Robi BERNBERG / Paul UGO	COOPER T39 - 1955	TSRC3A	5'40.682	1	57:00.000		5:10'04.800





8-9-10 | 20 JUILLET | 16



PLATEAU 2 - GRID 2 LE MANS CLASSIC 2016 RACE 3

LE MANS 13.629 m.

Provisional Classification By Performance Index

Nr Drivers	Car	Class	Qualifying Time	Laps	Total Time	Coeficient	Index
59 4 Diego MEIER	FERRARI 225 S - 1952	GTS2	5'53.419	1	57:00.000		5:14'38.400
60 18 Carlos DE MIGUEL / Luis DELSO / Camilo STEUER	LANCIA Aurelia B 20 - 1953	GTS2	7'21.840	1	57:00.000		5:14'38.400
61 59 Sam THOMAS / Katarina KYVALOVA / Andrew DEE-CROWNE	JAGUAR XK 120 - 1949	GTS2	19'47.788	1	57:00.000		5:14'38.400
62 20 Michel VERLIEFDEN	ASTON MARTIN DB2 - 1951	GTS2	6'29.213	1	57:00.000		5:14'38.400
63 32 Jonathan TURNER / Rupert BULLOCK	AUSTIN HEALEY 100/4 - 1953	GTS2		1	57:00.000		5:14'38.400
64 64 Didier MARTY / Michel CAZALOT	FRAZER NASH Le Mans Replica - 1950	TSRC4A	6'21.852	1	57:00.000		5:28'19.200
65 47 Ulrich SCHUMACHER / Marco WERNER	MASERATI A6 GCS Barchetta - 1954	TSRC4A	5'55.875	1	57:00.000		5:28'19.200
66 68 John YOUNG / Derek HOOD	AUSTIN HEALEY 100 S - 1954	TSRC5A	5'42.192	1	57:00.000		5:51'07.200
67 43 Martin HALLUSA / Alexander AMES / Nicola Van DOENHOFF / Lukas HALLUSA	MASERATI 300 S - 1955	TSRC5A	5'24.980	1	57:00.000		5:51'07.200
68 48 Stéphane GUYOT-SIONNEST / Franck LAGORCE	AUSTIN HEALEY 100 S - 1954	TSRC5A	5'21.056	1	57:00.000		5:51'07.200
69 75 Robert FRANCIS / John THOMPSON	ALLARD J2 - 1951	TSRC6A		1	57:00.000		6:13'55.200
70 54 Hans-Joerg HÜBNER / Harvey STANLEY	ALLARD J2R - 1953	TSRC6A	6'29.160	1	57:00.000		6:13'55.200
71 21 Pierre MELLINGER / Tommaso GELMINI	MASERATI 300 S - 1955	TSRC5B	5'38.152	1	57:00.000		6:50'24.000

Published at:

Race Director:

Timekeeper:



Le Point



ARTCURIAL
// Motorcars



Clear Channel

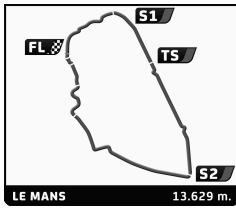


ALAIN FIGARET

NOSTALGIE



8-9-10 | 20 JUILLET | 16



PLATEAU 2 - GRID 2 LE MANS CLASSIC 2016 RACE 3

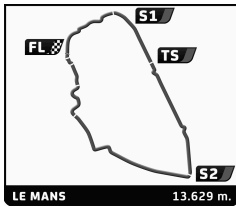
Lap Chart

		LAP								
Nr	Pos	Pos. p.lap	1	2	3	4	5	6	7	8
36	1	36	6	6	6	6	6	6	6	6
6	2	6	36	36	36	36	36	36	36	36
28	3	28	28	28	28	28	28	28	28	28
25	4	25	25	38	25	25	72	25	25	25
5	5	5	38	25	38	31	25	31	31	31
38	6	38	5	5	31	72	31	5	5	5
72	7	72	31	31	72	14	29	38	14	14
31	8	31	72	72	5	29	5	14	38	38
14	9	14	14	14	14	40	38	39	39	
42	10	42	29	29	29	39	14	72	42	
35	11	35	39	40	40	46	39	51	51	
29	12	29	42	39	39	42	51	42	33	
39	13	39	40	51	46	38	40	29	40	
46	14	46	51	42	42	5	33	33	72	
70	15	70	30	46	51	70	42	40	29	
51	16	51	33	33	33	35	46	17	35	
65	17	65	46	30	70	73	17	46	17	
40	18	40	17	17	17	66	35	35	46	
33	19	33	70	70	35	51	30	30	53	
30	20	30	34	34	30	49	53	53	65	
32	21	32	35	35	34	33	65	65	30	
21	22	21	65	65	53	16	70	73	73	
17	23	17	53	53	65	17	73	70	70	
34	24	34	26	73	73	1	49	16	49	
49	25	49	2	26	66	30	16	49	16	
2	26	2	73	66	49	65	66	2	2	
26	27	26	66	49	26	53	2	66	26	
53	28	53	49	2	16	10	26	26	66	
22	29	22	60	23	2	2	1	1	1	
66	30	66	22	60	1	26	10	22	22	
60	31	60	57	1	10	57	57	8	8	
8	32	8	7	16	57	8	22	10	60	
73	33	73	10	10	8	22	8	60		
7	34	7	8	57	22	60	60	52		
44	35	44	23	8	23	52	52	67		
57	36	57	1	22	52	56	67	12		
52	37	52	16	52	56	44	56	24		
10	38	10	52	55	60	12	12	27		
61	39	61	61	61	12	67	44	9		
24	40	24	55	56	67	24	24	69		
12	41	12	56	12	24	27	27	61		
56	42	56	12	24	27	9	9	37		
27	43	27	24	67	9	69	69	11		
55	44	55	44	27	11	37	61	41		
69	45	69	67	44	69	11	37	62		
67	46	67	27	11	44	61	11			
11	47	11	11	9	45	58	41			
9	48	9	9	69	58	45	62			
62	49	62	69	45	61	62	45			
45	50	45	37	58	55	41	58			
58	51	58	45	37	37					
37	52	37	41	41	62					
41	53	41	58	62	41					
1	54	1	62	7						
23	55	23								
16	56	16								
18	57	18								
4	58	4								
3	59	3								
20	60	20								





8-9-10 | 20
JUILLET | 16



PLATEAU 2 - GRID 2
LE MANS CLASSIC 2016
RACE 3

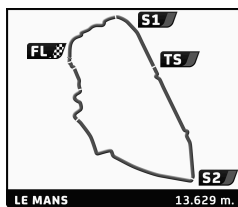
Lap Chart

43	61	43
47	62	47
48	63	48
50	64	50
54	65	54
59	66	59
63	67	63
64	68	64
68	69	68
75	70	75
76	71	76





8-9-10 | 20 JUILLET | 16



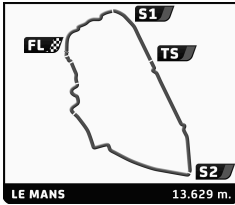
PLATEAU 2 - GRID 2 LE MANS CLASSIC 2016 RACE 3

Best Sector Times

SECTOR 1			SECTOR 2		SECTOR 3		Pos	Nr	Ideal Lap	Best Lap
Pos	Nr	Time	Nr	Time	Nr	Time				
1	36	47.849	6	1:48.589	6	2:18.196	1	6	4:55.789	4:57.141 (1)
2	6	49.004	36	1:52.395	36	2:18.781	2	36	4:59.025	5:00.321 (2)
3	28	50.316	28	1:57.114	28	2:24.435	3	28	5:11.865	5:13.342 (3)
4	5	51.257	25	1:59.777	38	2:28.529	4	38	5:20.627	5:21.255 (4)
5	31	51.468	38	1:59.946	25	2:29.410	5	25	5:21.512	5:24.483 (5)
6	72	51.483	5	2:02.561	31	2:30.253	6	5	5:24.856	5:26.076 (6)
7	38	52.152	31	2:03.442	5	2:31.038	7	31	5:25.163	5:26.425 (7)
8	25	52.325	72	2:04.908	72	2:31.635	8	72	5:28.026	5:30.497 (8)
9	42	52.631	14	2:07.724	42	2:33.375	9	14	5:35.435	5:36.573 (9)
10	14	52.688	39	2:08.703	14	2:35.023	10	42	5:36.161	5:36.919 (10)
11	33	54.276	42	2:10.155	35	2:39.307	11	39	5:43.878	5:45.692 (12)
12	17	54.573	51	2:10.453	46	2:39.635	12	46	5:45.542	5:46.943 (13)
13	73	54.638	29	2:10.822	17	2:39.670	13	51	5:45.672	5:47.458 (14)
14	51	54.708	40	2:10.955	39	2:40.062	14	40	5:46.137	5:47.552 (15)
15	46	54.829	46	2:11.078	40	2:40.137	15	29	5:47.061	5:47.578 (16)
16	16	54.937	32	2:12.127	51	2:40.511	16	17	5:47.931	5:48.269 (17)
17	40	55.045	70	2:12.778	33	2:40.538	17	33	5:48.259	5:49.812 (18)
18	39	55.113	33	2:13.445	29	2:40.693	18	70	5:52.244	5:54.388 (20)
19	26	55.399	17	2:13.688	65	2:42.675	19	53	5:53.149	5:53.264 (19)
20	30	55.544	30	2:13.883	53	2:42.796	20	65	5:53.182	5:54.466 (21)
21	29	55.546	65	2:14.299	23	2:43.332	21	73	5:53.983	5:54.595 (22)
22	70	55.741	53	2:14.459	70	2:43.725	22	30	5:54.145	5:56.009 (24)
23	53	55.894	23	2:15.305	73	2:43.876	23	23	5:55.146	5:55.146 (23)
24	2	55.994	73	2:15.469	30	2:44.718	24	34	5:57.998	5:58.572 (25)
25	34	56.180	34	2:15.482	16	2:45.161	25	16	5:59.065	5:59.174 (26)
26	65	56.208	1	2:15.980	66	2:45.575	26	66	5:59.551	5:59.551 (27)
27	57	56.472	26	2:16.962	34	2:46.336	27	1	6:01.138	6:06.036 (30)
28	23	56.509	66	2:17.459	49	2:46.697	28	26	6:01.518	6:13.848 (32)
29	66	56.517	49	2:17.993	57	2:47.454	29	49	6:01.619	6:03.162 (28)
30	49	56.929	2	2:18.552	1	2:47.811	30	2	6:02.878	6:03.682 (29)
31	1	57.347	16	2:18.967	2	2:48.332	31	57	6:07.017	6:25.844 (35)
32	60	57.630	10	2:22.519	26	2:49.157	32	60	6:13.357	6:32.220 (36)
33	22	58.539	57	2:23.091	10	2:52.250	33	10	6:13.642	6:13.642 (31)
34	8	58.641	60	2:23.431	60	2:52.296	34	22	6:18.566	6:19.069 (33)
35	10	58.873	7	2:25.899	22	2:53.722	35	8	6:23.812	6:23.812 (34)
36	55	1:01.511	22	2:26.305	8	2:55.586	36	7	6:28.010	
37	7	1:02.079	56	2:28.399	7	3:00.032	37	55	6:30.749	6:34.792 (37)
38	52	1:02.107	55	2:28.582	55	3:00.656	38	52	6:37.003	6:39.063 (39)
39	61	1:02.897	8	2:29.585	44	3:01.116	39	44	6:38.273	6:38.273 (38)
40	44	1:03.126	52	2:32.024	52	3:02.872	40	56	6:40.300	6:42.321 (40)
41	67	1:03.417	44	2:34.031	61	3:07.089	41	61	6:44.655	7:00.765 (45)
42	24	1:03.461	61	2:34.669	67	3:07.342	42	67	6:45.613	6:48.867 (41)
43	56	1:03.546	67	2:34.854	56	3:08.355	43	12	6:55.713	6:57.526 (42)
44	69	1:05.381	12	2:35.926	69	3:09.433	44	24	6:55.971	6:58.527 (43)
45	27	1:06.373	24	2:38.499	27	3:10.806	45	27	6:56.952	6:59.338 (44)
46	9	1:06.811	27	2:39.773	12	3:12.698	46	69	7:02.031	7:02.591 (46)
47	12	1:07.089	62	2:46.984	24	3:14.011	47	9	7:11.538	7:11.538 (47)
48	62	1:09.251	69	2:47.217	9	3:15.541	48	62	7:13.792	7:34.515 (50)
49	37	1:09.624	9	2:49.186	62	3:17.557	49	41	7:29.643	7:30.028 (49)
50	58	1:11.797	41	2:53.316	37	3:23.738	50	37	7:33.714	7:38.405 (51)
51	41	1:11.880	45	2:59.565	11	3:23.941	51	11	7:43.539	7:27.020 (48)
52	45	1:12.960	37	3:00.352	41	3:24.447	52	58	7:45.869	7:47.797 (52)



8-9-10 | 20
JUILLET | 16



PLATEAU 2 - GRID 2
LE MANS CLASSIC 2016
RACE 3

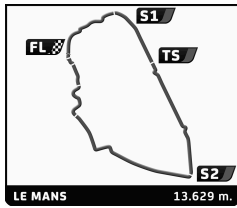
Best Sector Times

SECTOR 1			SECTOR 2		SECTOR 3		Pos	Nr	Ideal Lap	Best Lap
Pos	Nr	Time	Nr	Time	Nr	Time				
53	11	1:13.470	58	3:01.333	58	3:32.739	53	45	7:47.603	7:49.579 (53)





8-9-10 | 20 JUILLET | 16



PLATEAU 2 - GRID 2 LE MANS CLASSIC 2016 RACE 3

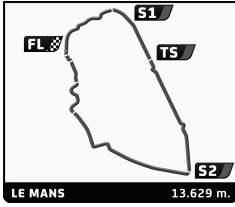
Best Top Speeds

Nr	Car	Class	Top Speed Driver	Top 1		Top 2		Top 3		Top 4		Top 5		Avg
				Kph	Lap	Kph	Lap	Kph	Lap	Kph	Lap	Kph	Lap	
6	JAGUAR Type D - 1955	TSRC6A	A. WALLACE	234.0	1	231.5	2	226.7	7	222.1	5	219.0	3	226,7
28	JAGUAR Type D - 1955	TSRC6A	C. MONTEVERDE	227.2	3	226.7	7	223.0	1	222.1	5	222.1	6	224,2
29	ASTON MARTIN DB2 Lightweight - 1951	GTP2	G. ALLEN	213.8	2	211.7	1	193.4	4	191.0	3	190.3	5	200,0
51	ASTON MARTIN DB2/4 - 1953	GTS2	N. BATCHELOR	208.1	4	206.9	5	202.0	2	192.4	1	190.3	3	199,9
25	MASERATI 300 S - 1955	TSRC5A	N. CHAMBON	208.1	3	200.5	6	195.5	4	195.1	2	194.8	5	198,8
33	AUSTIN HEALEY 100 BN 1 - 1954	GTS2	F. AUGIS	203.8	3	195.8	2	194.8	1	194.1	7	186.8	4	195,1
39	ASTON MARTIN DB2/4 - 1954	GTS2	N. RUDELL	199.0	7	188.4	4	186.5	6	185.2	1	184.2	2	188,7
5	LOTUS XI 1500 - 1956	TSRC3A	S. KRINKOFF SEISS	198.7	2	195.1	3	189.0	8	188.1	4	186.5	6	191,5
46	PORSCHE 356 Pre A - 1954	GTS1	G. BURNETT	195.8	5	194.1	1	191.7	3	178.5	7	171.3	2	186,3
65	PORSCHE 356 Pre A - 1952	GTS1	R. AGA KHAN	194.1	7	190.0	4	182.4	5	180.0	1	178.8	3	185,1
16	LOTUS IX - 1955	TSRC2A	B. LANGEWIESCHE	188.4	2	187.4	7	185.2	3	182.7	6	180.6	5	184,9
14	JAGUAR XK 120 - 1952	GTS2	A. SMITH	187.7	5	185.8	3	178.8	8	177.7	7	169.1	2	179,8
57	AC ACE - 1954	GTP6	M. RICHARDSON	187.1	1									187,1
17	TRIUMPH TR2 - 1954	GTS1	G. MESTROT	186.1	7	182.4	4	181.5	2	174.5	5	174.0	1	179,7
26	AUSTIN HEALEY 100 M - 1954	GTS2	S. FRISCIA	184.6	6	183.3	7	181.5	2	177.1	5	172.6	3	179,8
34	MORGAN 4 - 1954	GTS1	R. THORNE	183.9	3	180.3	2	179.4	1					181,2
1	ASTON MARTIN DB2 - 1950	GTS2	L. DESPLACES	180.6	4	175.7	7	173.4	5	167.3	2	166.3	3	172,7
49	MASERATI A6 GCS Barchetta - 1954	TSRC4A	M. SUCARI	180.3	4	177.9	6	176.8	5	174.5	7			177,4
53	ASTON MARTIN DB2/4 - 1954	GTS2	J. GRANDIDIER	179.1	4	175.9	3	174.5	5	171.0	6	165.3	7	173,2
66	PORSCHE 356 Speed. Pre A 1500 S - 1954	GTS1	V. TOURNEUR	177.1	1	152.0	7							164,6
73	JAGUAR XK 140 FHC - 1955	GTS7	P. JOHNS	174.5	5	172.6	2	170.7	4	163.1	7	161.6	3	168,5
12	FRAZER NASH Le Mans Coupé - 1954	GTS1	J. LAURENT-BELUE	173.4	1	163.6	3	160.2	2	154.3	6	145.3	4	159,4
42	AUSTIN HEALEY 100 M - 1954	GTS2	O. BLANPAIN	168.9	1									168,9
61	TRIUMPH TR2 - 1955	GTS6	T. NOYER	168.6	1	167.1	2	165.5	4	158.6	5	144.7	3	160,9
2	FIAT 8V Zagato - 1953	GTS1	E. TRABER	165.8	1	164.8	2	159.3	7	155.6	3	152.2	6	159,5
10	TALBOT T26 GS - 1951	TSRC6A	F. COINTREAU	161.9	5	157.4	1	153.2	4	150.9	6	149.5	3	154,6
7	TRIUMPH TR2 - 1954	GTS1	G. de LACRETELLE	161.2	1	160.7	2							161,0
52	LANCIA Aurelia B 20 GT - 1953	GTS2	L. KENNEDY	154.8	1	144.1	5	143.6	2	141.7	4	141.3	3	145,1
44	MG Le Mans Special - 1949	TSRC3A	S. EVANS	154.3	1	153.2	2	150.3	4	121.4	5			144,8
23	JAGUAR Type C - 1952	TSRC6A	N. WEBB	154.1	1									154,1
41	DB PANHARD HBR4 - 1954	TSRC1A	M. BLANCHARD	152.6	3	145.3	6	140.1	1	138.5	4	134.7	5	142,2
24	OSCA S 1500 TN - 1957	TSRC3A	A. BLASCO	150.5	4	149.3	2	148.7	1	147.1	3	145.7	6	148,3
62	DB HBR 53 - 1953	TSRC2A	J. STEVENS	140.3	3	139.7	4	130.7	1	128.7	2	108.6	6	129,6
58	Callisto D 120 Ronelagh - 1951	TSRC1A	P. TAVANO	136.6	3	135.4	5	134.9	1	129.6	2	123.9	4	132,1
37	FIAT 1500 Spéciale - 1950	TSRC3A	O. du BOUCHERON	135.1	2	133.2	1	132.8	3	128.1	4	123.6	6	130,6
45	DKW Monza - 1956	GTS3	A. MARIE	132.6	4	125.6	2	122.6	1	120.6	5	118.4	3	124,0
68	AUSTIN HEALEY 100 S - 1954	TSRC5A												
4	FERRARI 225 S - 1952	GTS2												
69	DB HBR - 1958	TSRC2B	F. FOUQUET-HATJEAN											
60	COOPER T39 - 1955	TSRC3A	A. HERRMANN DE MEURISE											
54	ALLARD J2R - 1953	TSRC6A												
8	DB HBR Barquette - 1957	TSRC1A	P. MAHUL											
35	MERCEDES BENZ 300 SL - 1955	GTS7	E. OELSCHLAGEL											
55	CADILLAC Series 61 - 1950	GTS2	I. ROWLEY											
22	JOWETT Jupiter - 1953	TSRC1A	J. ARNOLD											
47	MASERATI A6 GCS Barchetta - 1954	TSRC4A												
18	LANCIA Aurelia B 20 - 1953	GTS2												
67	MORGAN 4 - 1953	GTP2	L. SEBBA											
43	MASERATI 300 S - 1955	TSRC5A												
64	FRAZER NASH Le Mans Replica - 1950	TSRC4A												
70	MASERATI A6 GCS Barchetta - 1955	TSRC4A	M. ELICABE											





8 - 9 - 10 | 20 JUILLET | 16



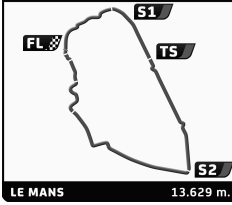
PLATEAU 2 - GRID 2 LE MANS CLASSIC 2016 RACE 3

Best Top Speeds

Nr	Car	Class	Top Speed Driver	Top 1		Top 2		Top 3		Top 4		Top 5		Avg
				Kph	Lap	Kph	Lap	Kph	Lap	Kph	Lap	Kph	Lap	
3	JAGUAR Type D - 1955	TSRC6A												
63	COOPER T39 - 1955	TSRC3A												
32	AUSTIN HEALEY 100/4 - 1953	GTS2												
11	PANHARD Monopole - 1956	TSRC2A	F. COINTREAU											
38	MERCEDES BENZ 300 SL - 1955	GTS7	J. HUBER											
9	DB HBR5 - 1956	TSRC2B	J. HUYGHE DESFONTES											
20	ASTON MARTIN DB2 - 1951	GTS2												
31	COOPER T39 - 1955	TSRC3A	J. CLARK											
56	ASTON MARTIN DB2/4 - 1954	GTS2	G. VERHOFSTADT											
36	JAGUAR Type C - 1952	TSRC6A	C. WARD											
75	ALLARD J2 - 1951	TSRC6A												
30	<small>PORSCHE 356 Pre A coupé 1900S - 1954</small>	GTS1	J. PENILLARD											
48	AUSTIN HEALEY 100 S - 1954	TSRC5A												
72	AUSTIN HEALEY 100 M - 1955	GTS7	G. ROBSON											
40	JAGUAR XK 140 FHC - 1955	GTS7	P. NEUMARK											
76	MORETTI 750 Sport - 1956	GTS3												
50	DB HBR Barquette - 1945	TSRC5A												
27	ASTON MARTIN DB2/4 - 1953	GTS2	J. EGURREGUY											
59	JAGUAR XK 120 - 1949	GTS2												
21	MASERATI 300 S - 1955	TSRC5B												



8-9-10 | 20
JUILLET | 16



PLATEAU 2 - GRID 2
LE MANS CLASSIC 2016
RACE 3

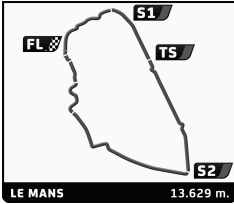
Fastest Lap Sequence

Practice Time	Drivers	Car	Class	Time	Kph	Lap
9:55.708	6 A. WALLACE	JAGUAR Type D - 1955	TSRC6A	4:57.141	165.1	2





8-9-10 | 20 JUILLET | 16



PLATEAU 2 - GRID 2 LE MANS CLASSIC 2016 RACE 3

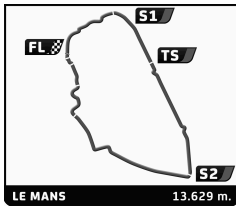
Analysis by lap

Lapped

Nr	Lap Time	Gap	Nr	Lap Time	Gap	Nr	Lap Time	Gap	Nr	Lap Time	Gap	Nr	Lap Time	Gap						
Lap 1			Lap 2			Lap 3			Lap 4			Lap 5			Lap 6			Lap 7		
6	4:58.567		6	4:57.141		6	4:57.666		6	5:10.856		6	6:29.344		6	5:03.762		6	5:03.213	
36	5:03.319	4.752	36	5:00.321	7.932	11	5:03.429	13.695	22	6:41.616	1 Lap	41	10:00.020	2 Laps	30	6:03.162	1 Lap	29	7:30.865	1 Lap
28	5:14.841	16.274	28	5:13.342	32.475	9	7:25.472	1 Lap	36	5:09.097	11.936	2	7:41.069	1 Lap	53	5:55.982	1 Lap	33	5:50.862	1 Lap
25	5:25.819	27.252	38	5:21.255	52.354	9	7:25.472	1 Lap	23	7:45.538	1 Lap	36	6:32.263	14.855	65	6:01.118	1 Lap	40	5:54.937	1 Lap
38	5:26.807	28.240	25	5:24.483	54.594	61	6:48.552	3:58.020	52	6:53.372	1 Lap	26	8:07.047	1 Lap	36	5:06.152	17.245	70	7:52.722	1 Lap
5	5:31.333	32.766	5	5:26.076	1:01.701	56	6:42.321	4:00.309	56	6:44.056	1 Lap	57	7:36.652	1 Lap	70	7:52.722	1 Lap			
31	5:34.131	35.564	31	5:26.425	1:04.848	12	6:57.526	4:27.712	28	5:27.820	1:06.839	66	6:14.129	4:45.990	73	7:21.320	1 Lap			
72	5:34.595	36.028	72	5:30.497	1:09.384	24	6:58.527	4:31.533	60	8:35.286	1 Lap	51	7:09.510	4:49.317	9	9:05.198	2 Laps			
14	5:43.599	45.032	14	5:37.479	1:25.370	67	7:00.887	4:38.253	12	7:11.532	1 Lap	33	7:15.328	4:59.533	69	9:10.837	2 Laps			
29	5:58.383	59.816	29	5:48.393	1:51.068	27	6:59.338	4:39.986	67	7:06.733	1 Lap	16	6:08.909	5:04.746	49	7:35.064	1 Lap			
39	5:59.003	1:00.436	40	5:47.552	1:52.449	44	7:20.720	4:56.283	49	5:49.134	2:45.603	33	7:15.328	4:59.533	16	7:25.590	1 Lap			
42	5:59.662	1:01.095	39	5:50.840	1:54.135				46	5:46.943	2:46.921	66	6:08.909	5:04.746	66	8:09.529	1 Lap			
40	6:00.605	1:02.038	51	5:48.533	1:54.637				51	5:50.003	2:47.544	17	7:13.409	5:13.581	2	6:16.662	1 Lap			
51	6:01.812	1:03.245	42	5:51.253	1:55.207				33	5:54.409	2:55.061	1	6:10.621	5:18.294	28	5:14.237	1:24.912			
30	6:03.431	1:04.864	46	5:47.511	1:57.644				70	5:55.026	3:08.431	37	8:56.269	1 Lap	37	7:43.202	2 Laps			
33	6:04.214	1:05.647	33	5:49.812	1:58.318				17	5:59.003	3:11.028	30	7:26.238	5:31.851	26	6:17.330	1 Lap			
46	6:05.841	1:07.274	30	5:56.009	2:03.732				35	5:55.156	3:15.883	65	7:21.051	5:40.894	1	7:56.074	1 Lap			
17	6:10.676	1:12.109	17	5:54.723	2:09.691				30	6:10.403	3:16.469	53	7:25.718	5:44.240	11	10:19.305	2 Laps			
70	6:12.391	1:13.824	70	5:54.388	2:11.071				34	6:05.200	3:24.486	10	6:47.675	6:01.191	61	8:43.419	2 Laps			
34	6:14.088	1:15.521	34	5:58.572	2:16.952				53	6:05.983	3:29.378	57	9:23.593	1 Lap	10	7:16.228	1 Lap			
35	6:15.447	1:16.880	35	5:58.654	2:18.393				65	6:08.282	3:30.699	62	9:23.593	1 Lap	57	6:38.315	1 Lap			
65	6:16.961	1:18.394	65	5:58.830	2:20.083				73	6:00.782	3:38.893	1	6:10.621	5:18.294	58	9:32.725	2 Laps			
53	6:18.608	1:20.041	53	5:58.161	2:21.061				66	5:59.551	3:42.717	2	6:10.621	5:18.294	45	9:46.636	2 Laps			
26	6:21.361	1:22.794	73	6:04.956	2:35.777				49	6:04.432	3:49.000	37	8:56.269	1 Lap	62	7:34.978	2 Laps			
2	6:26.156	1:27.589	26	6:13.848	2:39.501				26	6:12.894	3:54.729	3	6:26.529	1:27.962	25	5:28.753	2:31.031			
73	6:26.529	1:27.962	66	6:09.333	2:40.832				16	5:59.174	4:06.693	66	6:27.207	1:28.640	41	7:36.406	2 Laps			
66	6:27.207	1:28.640	49	6:09.612	2:42.234				2	6:20.009	4:09.083	49	6:28.330	1:29.763	2	6:20.009	4:09.083			
49	6:28.330	1:29.763	2	6:16.292	2:46.740				1	6:11.630	4:18.529	60	6:31.935	1:33.368	2	6:20.009	4:09.083			
60	6:31.935	1:33.368	23	5:55.146	2:51.201				10	6:13.642	4:24.372	60	6:31.935	1:33.368	22	6:20.157	1 Lap			
22	6:41.545	1:42.978	60	6:22.015	2:58.242				57	6:31.660	4:48.340	57	6:41.545	1:42.978	8	6:29.517	1 Lap			
57	6:44.210	1:45.643	1	6:06.036	3:04.565				8	6:38.087	5:00.092	31	6:44.210	1:45.643	31	5:29.422	3:03.203			
7	6:45.040	1:46.473	16	6:05.827	3:05.185				28	6:44.432	3:49.000	10	6:47.675	6:01.191	60	6:39.252	1 Lap			
10	6:45.849	1:47.282	10	6:18.255	3:08.396				28	6:44.432	3:49.000	58	9:32.725	2 Laps	5	5:26.717	3:11.799			
8	6:47.561	1:48.994	57	6:25.844	3:14.346				8	6:44.432	3:49.000	45	9:46.636	2 Laps	52	6:42.107	1 Lap			
23	6:51.763	1:53.196	8	6:27.818	3:19.671				22	7:52.298	1 Lap	62	7:34.978	2 Laps	38	5:59.134	4:03.571			
1	6:54.237	1:55.670	22	6:51.564	3:37.401				60	6:39.953	1 Lap	25	5:28.753	2:31.031	14	5:41.732	4:06.319			
16	6:55.066	1:56.499	52	6:39.063	3:44.344				25	6:48.725	2:06.040	41	7:36.406	2 Laps	39	5:49.173	4:44.750			
52	7:00.989	2:02.422	55	6:34.792	3:45.044				52	8:14.061	1 Lap	22	6:20.157	1 Lap	72	8:36.034	4:49.657			
61	7:05.176	2:06.609	61	6:48.552	3:58.020				31	7:04.974	2:37.543	8	6:29.517	1 Lap	51	5:47.458	4:51.193			
55	7:05.960	2:07.393	56	6:42.321	4:00.309				57	7:36.652	1 Lap	42	5:40.152	5:02.121						
56	7:13.696	2:15.129	12	6:57.526	4:27.712				28	6:36.942	1:14.437									
12	7:25.894	2:27.327	24	6:58.527	4:31.533				72	5:42.558	1:17.385									
24	7:28.714	2:30.147	67	7:00.887	4:38.253				8	8:04.885	1 Lap									
44	7:31.271	2:32.704	27	6:59.338	4:39.986				22	7:52.298	1 Lap									
67	7:33.074	2:34.507	44	7:20.720	4:56.283				60	6:39.953	1 Lap									
27	7:36.356	2:37.789							25	6:48.725	2:06.040									
11	8:02.722	3:04.155							52	8:14.061	1 Lap									
9	8:04.885	3:06.318							31	7:04.974	2:37.543									
69	8:09.865	3:11.298							5	5:30.622	2:48.844									
37	8:26.239	3:27.672							38	5:55.628	3:08.199									
45	8:30.377	3:31.810							56	9:08.100	1 Lap									
41	8:31.565	3:32.998							44	6:38.273	1 Lap									
58	8:32.209	3:33.642							14	7:13.025	3:28.349									
62	8:49.626	3:51.059							12	8:27.821	1 Lap									
									67	8:24.302	1 Lap									
									39	7:02.726	3:59.339									
									51	5:47.524	4:07.497									
									24	9:03.584	1 Lap									
									40	7:28.563	4:24.747									
									33	5:54.558	4:24.747									
									42	7:21.673	4:25.731									
									27	9:22.705	1 Lap									
									46	7:44.391	4:41.910									



8-9-10 | 20 JUILLET | 16



PLATEAU 2 - GRID 2 LE MANS CLASSIC 2016 RACE 3

Analysis by lap

Lapped

Nr	Lap Time	Gap	Nr	Lap Time	Gap	Nr	Lap Time	Gap	Nr	Lap Time	Gap	Nr	Lap Time	Gap
30	5:59.844	1 Lap	24	7:01.829	2 Laps									
53	5:55.102	1 Lap	25	5:31.803	3:26.205									
65	5:54.466	1 Lap	2	6:03.682	1 Lap									
73	5:56.841	1 Lap	26	6:16.019	1 Lap									
24	7:09.658	2 Laps	27	7:21.946	2 Laps									
70	6:07.586	1 Lap	31	5:31.056	4:01.916									
28	5:16.213	1:37.912	5	5:31.848	4:08.991									
27	7:10.768	2 Laps	66	6:28.010	1 Lap									
16	5:59.365	1 Lap	1	6:20.897	1 Lap									
49	6:03.821	1 Lap	9	7:11.538	2 Laps									
2	6:08.255	1 Lap	69	7:02.591	2 Laps									
9	7:17.236	2 Laps	14	5:37.945	5:17.525									
66	6:27.177	1 Lap	22	6:19.069	1 Lap									
26	6:15.398	1 Lap	8	6:31.233	1 Lap									
69	7:10.428	2 Laps	38	5:52.103	5:43.431									
1	6:16.965	1 Lap	61	7:13.765	2 Laps									
25	5:29.181	2:56.999	60	6:32.220	1 Lap									
31	5:33.467	3:33.457	37	7:40.945	2 Laps									
5	5:31.154	3:39.740	11	8:02.445	2 Laps									
61	7:00.765	2 Laps	41	8:00.678	2 Laps									
37	7:38.405	2 Laps	62	8:49.866	2 Laps									
22	6:20.819	1 Lap	7	46:33.412	6 Laps									
8	6:23.812	1 Lap												
10	7:46.733	1 Lap												
11	7:57.498	2 Laps												
14	5:39.071	4:42.177												
60	6:41.832	1 Lap												
38	5:53.567	4:53.925												
41	7:30.028	2 Laps												
62	7:34.515	2 Laps												

Lap 8

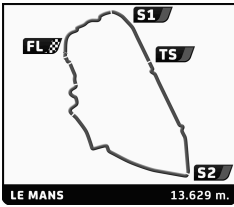
6	5:02.597	
45	8:02.726	3 Laps
36	5:05.047	20.934
58	8:06.668	3 Laps
39	5:45.692	1 Lap
52	6:44.820	2 Laps
42	5:36.919	1 Lap
51	5:49.695	1 Lap
33	5:52.862	1 Lap
40	5:52.402	1 Lap
72	6:21.307	1 Lap
29	6:02.833	1 Lap
35	5:41.183	1 Lap
17	5:48.269	1 Lap
46	5:48.884	1 Lap
53	5:53.264	1 Lap
65	5:54.485	1 Lap
30	6:00.325	1 Lap
67	6:48.867	2 Laps
73	5:54.595	1 Lap
12	7:01.303	2 Laps
28	6:10.098	2:45.413
70	6:29.509	1 Lap
49	6:03.162	1 Lap
16	6:03.199	1 Lap

RICHARD MILLE





8-9-10 | 20
JUILLET | 16



PLATEAU 2 - GRID 2
LE MANS CLASSIC 2016
RACE 3

Sector Analysis

Personal Best Session Best B Crossing the finish line in pit lane

Table with columns: Lap, D, Time, Sector 1, Sector 2, Sector 3, T. Spd, Elapsed. Rows are grouped by driver number (1-16) and include car models and driver names. Data includes lap times and sector times.

RICHARD MILLE



Le Point

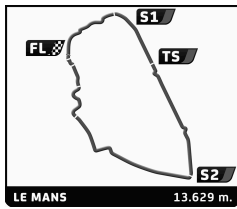


ARTCURIAL // Motorcars





8-9-10 | 20
JUILLET | 16



PLATEAU 2 - GRID 2
LE MANS CLASSIC 2016
RACE 3

Sector Analysis

Personal Best Session Best B Crossing the finish line in pit lane

Table with columns: Lap, D, Time, Sector 1, Sector 2, Sector 3, T. Spd, Elapsed. Contains race data for various drivers and cars, including lap times and sector splits.

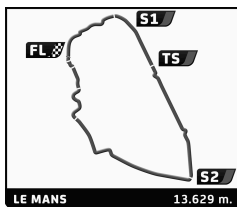
RICHARD MILLE

EFG





8-9-10 | 20
JUILLET | 16



PLATEAU 2 - GRID 2
LE MANS CLASSIC 2016
RACE 3

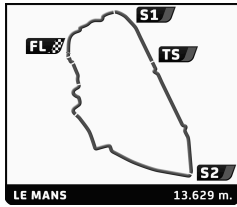
Sector Analysis

Personal Best Session Best B Crossing the finish line in pit lane

Table with columns: Lap, D, Time, Sector 1, Sector 2, Sector 3, T. Spd, Elapsed. Contains race data for drivers 33 through 45, including names, car models, and lap times.



8-9-10 | 20
JUILLET | 16



PLATEAU 2 - GRID 2
LE MANS CLASSIC 2016
RACE 3

Sector Analysis

Personal Best Session Best B Crossing the finish line in pit lane

Table with 12 columns: Lap, D, Time, Sector 1, Sector 2, Sector 3, T. Spd, Elapsed. Rows 1-5 showing race data.

Driver 46: 1.Gareth BURNETT, 2.Michael BELL, 3.Joe ALLENBY BYRNE. Porsche 356 Pre A - 1954. GTS1. Lap times and sector data.

Driver 56: 1.Guy VERHOFSTADT, 2.Louis VERHOFSTADT. Aston Martin DB2/4 - 1954. GTS2. Lap times and sector data.

Driver 49: 1.Martin H. SUCARI. Maserati A6 GCS Barchetta - 1954. TSRC4A. Lap times and sector data.

Driver 57: 1.Mark RICHARDSON, 2.John BOWLES. AC ACE - 1954. GTP6. Lap times and sector data.

Driver 51: 1.Nigel BATCHELOR. Aston Martin DB2/4 - 1953. GTS2. Lap times and sector data.

Driver 58: 1.Philippe TAVANO, 2.Eric BERARD. Callista D 120 Ranelagh - 1951. TSRC1A. Lap times and sector data.

Driver 52: 1.Louise KENNEDY, 2.Jason KENNEDY. Lancia Aurelia B 20 GT - 1953. GTS2. Lap times and sector data.

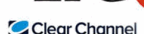
Driver 60: 1.Arnold HERREMAN DE MEURISS, Harold HERREMAN DE MEURISSI, 2.Jean Paul HERREMAN DE MEUR. Cooper T39 - 1955. TSRC3A. Lap times and sector data.

Driver 53: 1.Jean-Yves GRANDIDIER. Aston Martin DB2/4 - 1954. GTS2. Lap times and sector data.

Driver 61: 1.Thierry NOYER, 2.Sebastien DIERICK. Triumph TR2 - 1955. GTS6. Lap times and sector data.

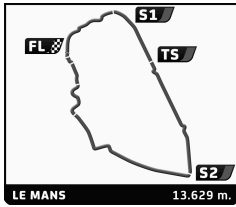
Driver 55: 1.Iain ROWLEY, 2.Derek DRINKWATER, 3.Richard OWEN. Cadillac Series 61 - 1950. GTS2. Lap times and sector data.

Driver 62: 1.Jerome STEVENS, 2.Norbert GAUTRIN. DB HBR 53 - 1953. TSRC2A. Lap times and sector data.





8-9-10 | 20 JUILLET | 16



PLATEAU 2 - GRID 2 LE MANS CLASSIC 2016 RACE 3

Sector Analysis

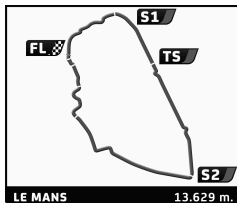
■ Personal Best
 ■ Session Best
 ■ Crossing the finish line in pit lane

Lap	D	Time	Sector 1	Sector 2	Sector 3	T. Spd	Elapsed	Lap	D	Time	Sector 1	Sector 2	Sector 3	T. Spd	Elapsed
65 1.Rahim AGA KHAN 3.Richard CLARK 2.Andrew PRILL								PORSCHE 356 Pre A - 1952 GTS1							
1	1	6:16.961	1:10.067	2:17.450	2:49.444	180.0	6:16.961	5	1	5:42.558 B	52.108	2:07.566	2:42.884		27:50.959
2	1	5:58.830	57.394	2:15.409	2:46.027	170.7	12:15.791	6	1	8:36.034	2:58.973	2:28.610	3:08.451		36:26.993
3	1	6:08.282 B	57.496	2:15.907	2:54.879	178.8	18:24.073	7	1	6:21.307	1:00.391	2:23.237	2:57.679		42:48.300
4	1	7:21.051	2:19.069	2:14.299	2:47.683	190.0	25:45.124								
5	1	6:01.118	56.719	2:19.230	2:45.169	182.4	31:46.242								
6	1	5:54.466	56.208	2:15.408	2:42.850	177.4	37:40.708								
7	1	5:54.485	57.110	2:14.700	2:42.675	194.1	43:35.193								
66 1.Vincent TOURNEUR 3.Antoine SEYLER 2.Patrick BARRIER								PORSCHE 356 Speed. Pre-A 1900 S - 1954 GTS1							
1	1	6:27.207	1:11.931	2:21.202	2:54.074	177.1	6:27.207								
2	1	6:09.333	59.055	2:20.748	2:49.530		12:36.540								
3	1	5:59.551	56.517	2:17.459	2:45.575		18:36.091								
4	1	6:14.129 B	57.361	2:18.737	2:58.031		24:50.220								
5	1	8:09.529	2:39.044	2:25.038	3:05.447		32:59.749								
6	1	6:27.177	1:01.993	2:25.471	2:59.713		39:26.926								
7	1	6:28.010	1:02.325	2:27.422	2:58.263	152.0	45:54.936								
67 1.Leigh SEBBA 3.Marc GORDON 2.Peter COLE								MORGAN 4 - 1953 GTP2							
1	1	7:33.074	1:36.937	2:38.083	3:18.054		7:33.074								
2	1	7:00.887	1:08.106	2:40.658	3:12.123		14:33.961								
3	1	7:06.733 B	1:07.046	2:36.606	3:23.081		21:40.694								
4	1	8:24.302	2:38.907	2:38.053	3:07.342		30:04.996								
5	1	6:54.303	1:05.714	2:34.854	3:13.735		36:59.299								
6	1	6:48.867	1:03.417	2:36.813	3:08.637		43:48.166								
69 1.François FOUQUET-HATEVILAIN 3.François DILLEMANN 2.Antoine MOREAU								DB HBR - 1958 TSRC2B							
1	1	8:09.865	1:49.270	2:53.143	3:27.452		8:09.865								
2	1	7:30.089	1:08.960	2:55.004	3:26.125		15:39.954								
3	1	7:27.735 B	1:09.367	2:51.356	3:27.012		23:07.689								
4	1	9:10.837	3:01.966	2:53.356	3:15.515		32:18.526								
5	1	7:10.428	1:05.381	2:49.615	3:15.432		39:28.954								
6	1	7:02.591	1:05.941	2:47.217	3:09.433		46:31.545								
70 1.Manuel ELICABE 3.Richard WOOLMER 2.Claudio SCALISE 4.Asher SMITH ROBSON								MASERATI A6 GCS Barchetta - 1955 TSRC4A							
1	1	6:12.391	1:08.131	2:16.796	2:47.464		6:12.391								
2	1	5:54.388	57.885	2:12.778	2:43.725		12:06.779								
3	1	5:55.026	56.300	2:14.125	2:44.601		18:01.805								
4	1	6:04.109 B	55.741	2:13.166	2:55.202		24:05.914								
5	1	7:52.722	2:35.557	2:24.701	2:52.464		31:58.636								
6	1	6:07.586	59.706	2:16.926	2:50.954		38:06.222								
7	1	6:29.509	1:17.479	2:22.098	2:49.932		44:35.731								
72 1.Graham ROBSON 3.Richard WOOLMER 2.Sam TORDOFF 4.Asher SMITH ROBSON								AUSTIN HEALEY 100 M - 1955 GTS7							
1	1	5:34.595	56.565	2:04.908	2:33.122		5:34.595								
2	1	5:30.497	51.483	2:07.379	2:31.635		11:05.092								
3	1	5:30.981	51.969	2:06.245	2:32.767		16:36.073								
4	1	5:32.328	52.958	2:07.324	2:32.046		22:08.401								





8-9-10 | 20
JUILLET | 16



SCRATCH PLATEAU 2

After Round 3

Final Combined Classification

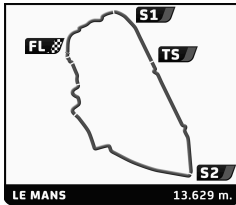
Table with columns: Nr. Drivers, Car, RACE 1, RACE 2, RACE 3, Laps, Time, Gap. Lists 64 drivers and their performance across three races.

RICHARD MILLE





8-9-10 | 20 JUILLET | 16



SCRATCH PLATEAU 2

After Round 3

Final Combined Classification

Nr.	Drivers	Car	RACE 1	RACE 2	RACE 3	Laps	Time	Gap
65	50 P. ADYNS / N. BERT / B. FILLIERS	DB HBR Barquette - 1945	1 57:00.000	1 57:00.000	0 57:00.000	2	2:51:00.000	20 Laps
66	59 S. THOMAS / K. KYALOYA / A. DEE-CROWNE	JAGUAR XK 120 - 1949	1 57:00.000	1 57:00.000	0 57:00.000	2	2:51:00.000	20 Laps
67	63 R. BERNBERG / P. UGO	COOPER T39 - 1955	1 57:00.000	1 57:00.000	0 57:00.000	2	2:51:00.000	20 Laps
68	64 D. MARTY / M. CAZALOT	FRAZER NASH Le Mans Replica - 1950	1 57:00.000	1 57:00.000	0 57:00.000	2	2:51:00.000	20 Laps
69	68 J. YOUNG / D. HOOD	AUSTIN HEALEY 100 S - 1954	1 57:00.000	1 57:00.000	0 57:00.000	2	2:51:00.000	20 Laps
70	75 R. FRANCIS / J. THOMPSON	ALLARD J2 - 1951	1 57:00.000	1 57:00.000	0 57:00.000	2	2:51:00.000	20 Laps
71	76 L. PRICE	MORETTI 750 Sport - 1956	1 57:00.000	1 57:00.000	0 57:00.000	2	2:51:00.000	20 Laps
No Clasificados / Not classified:								
19	N. D'ITEREN / F. de VUYST	PORSCHE 550 Spyder - 1955	2 57:00.000			2	57:00.000	20 Laps
15	M. MÜLLER-WREDE	ALLARD J2X Le Mans - 1952	1 57:00.000			1	57:00.000	21 Laps

Stewards:	Timekeeper:
-----------	-------------



Le Point



ARTCURIAL // Motorcars



Clear Channel

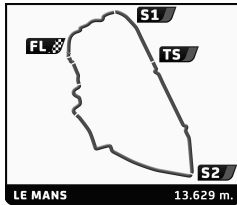


ALAIN FIGARET

NOSTALGIE



8-9-10 | 20 JUILLET | 16



PERFORMANCE INDEX PLATEAU 2

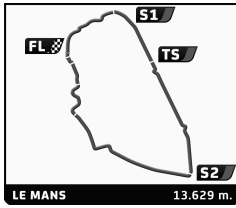
After Round 3

Final Combined Classification

Nr.	Drivers	Car	RACE 1	RACE 2	RACE 3	Index	Gap
1	46 G. BURNETT / M. BELL / J. ALLENBY BYRNE	PORSCHE 356 Pre A - 1954	21'17.412	28'31.688	28'00.062	1:1749.163	
2	30 J. PENILLARD	PORSCHE 356 Pre A coupé 1500S - 1954	21'27.468	28'31.944	28'26.359	1:1825.773	36.609
3	65 R. AGA KHAN / A. PRILL / R. CLARK	PORSCHE 356 Pre A - 1952	21'56.159	29'04.719	28'23.611	1:1924.490	1'35.326
4	17 G. MESTROT / J. DA ROCHA	TRIUMPH TR2 - 1954	22'13.210	29'49.559	28'27.972	1:2030.742	2'41.578
5	66 V. TOURNEUR / P. BARRIER / A. SEYLER / .	PORSCHE 356 Speed. Pre-A 1500 S - 1954	23'40.434	31'53.334	29'54.644	1:2528.413	7'39.249
6	2 E. TRABER / B. TRENERY / S. TRENERY / J. KONIG	FIAT 8V Zagato - 1953	26'05.734	30'18.642	29'26.755	1:2551.131	8'01.967
7	5 S. KRINKNOFF SEISS	LOTUS XI 1500 - 1956	23'29.877	31'32.635	31'11.453	1:2613.965	8'24.801
8	31 J. CLARK	COOPER T39 - 1955	24'22.178	32'04.487	31'06.642	1:2733.308	9'44.144
9	22 J. ARNOLD / R. GANE	JOWETT Jupiter - 1953	24'26.874	32'33.879	32'18.560	1:2919.315	11'30.151
10	8 P. MAHUL	DB HBR Barquette - 1957	25'14.887	33'04.267	32'29.426	1:3048.580	12'59.416
11	39 N. RUDELL	ASTON MARTIN DB2/4 - 1954	25'27.495	34'31.823	33'13.333	1:3312.652	15'23.488
12	51 N. BATCHELOR	ASTON MARTIN DB2/4 - 1953	25'48.872	35'03.010	33'21.579	1:3413.453	16'24.290
13	12 J. LAURENT-BELLUE / T. PASCAULT	FRAZER NASH Le Mans Coupé - 1954	26'30.693	35'45.417	33'34.454	1:3550.566	18'01.402
14	25 N. CHAMBON	MASERATI 300 S - 1955	26'31.722	35'17.227	34'46.200	1:3635.150	18'45.986
15	42 O. BLANPAIN / V. JANSSENS	AUSTIN HEALEY 100 M - 1954	25'27.764	38'10.309	33'20.113	1:3658.187	19'09.023
16	6 A. WALLACE	JAGUAR Type D - 1955	26'28.151	36'19.303	34'12.579	1:3700.034	19'10.870
17	53 J. GRANDIDIER	ASTON MARTIN DB2/4 - 1954	26'54.807	36'13.272	34'20.393	1:3728.474	19'39.310
18	14 A. SMITH	JAGUAR XK 120 - 1952	28'25.372	36'20.535	35'53.262	1:4039.171	22'50.007
19	29 G. ALLEN / M. MIDGLEY	ASTON MARTIN DB2 Lightweight - 1951	29'18.092	37'55.723	36'12.935	1:4326.751	25'37.587
20	70 M. ELICABE / C. SCALISE	MASERATI A6 GCS Barchetta - 1955	31'45.982	37'13.934	36'41.744	1:4541.661	27'52.497
21	26 S. FRISCIA / G. MEURISSE	AUSTIN HEALEY 100 M - 1954	28'01.819	44'31.486	36'03.758	1:4837.065	30'47.901
22	52 L. KENNEDY / J. KENNEDY	LANCIA Aurelia B 20 GT - 1953	30'13.422	40'03.138	38'51.659	1:4908.220	31'19.056
23	72 G. ROBSON / S. TORDOFF / R. WOOLMER / A. SMITH ROBSON	AUSTIN HEALEY 100 M - 1955	31'54.295	38'07.639	39'37.512	1:4939.446	31'50.282
24	38 J. HUBER / G. HAARMANN	MERCEDES BENZ 300 SL - 1955	29'03.364	43'13.065	38'25.727	1:5042.157	32'52.993
25	45 A. MARIE / F. MARIE	DKW Monza - 1956	30'58.197	41'06.693	39'40.995	1:5145.886	33'56.722
26	40 P. NEUMARK / W. GREEN	JAGUAR XK 140 FHC - 1955	30'58.058	41'14.378	39'34.819	1:5147.256	33'58.092
27	35 E. OELSCHLAGEL / G. OELSCHLAGEL	MERCEDES BENZ 300 SL - 1955	31'57.054	41'36.839	39'42.210	1:5316.104	35'26.940
28	28 C. MONTEVERDE / G. PEARSON	JAGUAR Type D - 1955	32'46.619	40'26.537	40'34.218	1:5347.375	35'58.211
29	24 A. BLASCO / J. PEYRAUD	OSCA S 1500 TN - 1957	33'03.681	41'56.956	40'48.421	1:5549.059	37'59.895
30	58 P. TAVANO / E. BERARD	Callista D 120 Ranelagh - 1951	31'27.921	44'09.099	40'23.649	1:5600.671	38'11.507
31	19 N. D'ITEREN / F. de VUYST	PORSCHE 550 Spyder - 1955	1:56'16.800			1:5616.800	38'27.636
32	27 J. EGURREGUY / J. BELLERET	ASTON MARTIN DB2/4 - 1953	32'26.689	44'34.799	42'04.882	1:5906.371	41'17.207
33	11 F. COINTREAU / A. COINTREAU / P. COUSSEAU / G. LE METAYER	PANHARD Monopole - 1956	33'22.995	45'45.828	42'05.459	2:0114.283	43'25.119
34	49 M. SUCARI	MASERATI A6 GCS Barchetta - 1954	33'31.073	44'42.832	43'20.619	2:0134.525	43'45.361
35	67 L. SEBBA / P. COLE	MORGAN 4 - 1953	33'47.883	46'50.729	43'13.123	2:0351.736	46'02.572
36	37 O. du BOUCHERON / A. BOUCHERON / O. du BOUCHERON / .	FIAT 1500 Spéciale - 1950	36'24.843	49'39.880	43'53.957	2:0958.681	52'09.517
37	44 S. EVANS / G. EVANS	MG Le Mans Special - 1949	29'49.064	40'58.295	1:02'00.960	2:1248.319	54'59.155
38	61 T. NOYER / S. DIERICK	TRIUMPH TR2 - 1955	42'09.952	46'44.240	47'35.654	2:1629.846	58'40.682
39	69 F. FOUQUET-HATEVILAIN / A. MOREAU / F. DILLEMANN	DB HBR - 1958	44'02.612	46'05.319	46'31.545	2:1639.476	58'50.312
40	34 R. THORNE / .	MORGAN 4 - 1954	21'48.578	29'59.269	1:26'38.400	2:1826.247	1:00'37.083
41	62 J. STEVENS / N. GAUTRIN	DB HBR 53 - 1953	37'53.082	58'22.080	43'05.799	2:1920.961	1:01'31.797
42	9 J. HUYGHUES DESPOINTE / D. BROOKS / .	DB HBR5 - 1956	36'22.113	58'36.934	46'30.556	2:2129.603	1:03'40.439
43	57 M. RICHARDSON / J. BOWLES	AC ACE - 1954	35'26.501	50'16.448	1:17'31.200	2:4314.149	1:25'24.985
44	10 F. COINTREAU / J. LAURENT-BELLUE / O. BOUCHERON / G. LE METAYER	TALBOT T26 GS - 1951	45'27.604	55'25.131	1:03'08.400	2:4401.136	1:26'11.972
45	56 G. VERHOFSTADT / L. VERHOFSTADT	ASTON MARTIN DB2/4 - 1954	58'59.700	44'05.312	1:02'55.680	2:4600.692	1:28'11.528
46	1 L. DESPLACES / J. BOIS	ASTON MARTIN DB2 - 1950	27'20.699	1:44'52.800	36'13.665	2:4827.164	1:30'38.001
47	55 I. ROWLEY / D. DRINKWATER / R. OWEN	CADILLAC Series 61 - 1950	32'28.168	44'32.095	1:44'52.800	3:0153.063	1:44'03.899
48	16 B. LANGEWIESCHE / M. WERNER	LOTUS IX - 1955	24'25.793	2:25'55.200	32'38.129	3:2259.123	2:05'09.959
49	7 G. de LACRETELLE / A. WHEELER	TRIUMPH TR2 - 1954	24'40.701	1:04'58.800	2:09'57.600	3:3937.101	2:21'47.938
50	15 M. MÜLLER-WREDE	ALLARD J2X Le Mans - 1952	4:40'26.400			4:4026.400	3:22'37.236
51	41 M. BLANCHARD / K. BLANCHARD	DB PANHARD HBR4 - 1954	3:25'12.000	44'07.020	39'44.682	4:4903.702	3:31'14.538
52	23 N. WEBB	JAGUAR Type C - 1952	48'16.932	2:04'38.400	2:04'38.400	4:5733.732	3:39'44.568
53	33 F. AUGIS / P. BUFFET	AUSTIN HEALEY 100 BN 1 - 1954	3:55'58.800	41'22.091	33'40.355	5:1101.246	3:53'12.082
54	60 A. HERREMAN DE MEURS / J. HERREMAN DE MEUR / H. HERREMAN DE MEURISSE	COOPER T39 - 1955	3:52'33.600	37'14.473	43'33.460	5:1321.534	3:55'32.370
55	36 C. WARD	JAGUAR Type C - 1952	4:40'26.400	36'16.609	34'29.745	5:5112.755	4:33'23.591
56	73 P. JOHNS / R. GOMM / M. GORDON	JAGUAR XK 140 FHC - 1955	5:01'19.200	50'36.458	45'12.555	6:3708.214	5:19'19.050
57	32 J. TURNER / R. BULLOCK	AUSTIN HEALEY 100/4 - 1953	1:10'16.047	36'07.466	5:14'38.400	7:0101.914	5:43'12.750
58	21 P. MELLINGER / T. GELMINI	MASERATI 300 S - 1955	36'48.448	51'06.804	6:50'24.000	8:1819.252	7:00'30.088
59	18 C. DE MIGUEL / L. DELSO / C. STEUER	LANCIA Aurelia B 20 - 1953	39'32.936	2:37'19.200	5:14'38.400	8:3130.536	7:13'41.372
60	4 D. MEIER	FERRARI 225 S - 1952	25'53.162	5:14'38.400	5:14'38.400	10:5509.962	9:37'20.798
61	76 L. PRICE	MORETTI 750 Sport - 1956	3:21'46.800	4:29'02.400	4:29'02.400	12:1951.600	11:02'02.436
62	50 P. ADYNS / N. BERT / B. FILLIERS	DB HBR Barquette - 1945	3:25'12.000	4:33'36.000	4:33'36.000	12:3224.000	11:14'34.836
63	48 S. GUYOT-SIONNEST / F. LAGORCE	AUSTIN HEALEY 100 S - 1954	2:11'40.200	5:51'07.200	5:51'07.200	13:5354.600	12:36'05.436
64	63 R. BERNBERG / P. UGO	COOPER T39 - 1955	3:52'33.600	5:10'04.800	5:10'04.800	14:1243.200	12:54'54.036



8-9-10 | 20
JUILLET | 16



PERFORMANCE INDEX PLATEAU 2

After Round 3

Final Combined Classification

Nr.	Drivers	Car	RACE 1	RACE 2	RACE 3	Index	Gap
65	20 M. VERLIEFDEN	ASTON MARTIN DB2 - 1951	3:55'58.800	5:14'38.400	5:14'38.400	14:25'15.600	13:07'26.436
66	59 S. THOMAS / K. KYVALOVA / A. DEE-CROWNE	JAGUAR XK 120 - 1949	3:55'58.800	5:14'38.400	5:14'38.400	14:25'15.600	13:07'26.436
67	54 H. HÜBNER / H. STANLEY	ALLARD J2R - 1953	2:20'13.200	6:13'55.200	6:13'55.200	14:48'03.600	13:30'14.436
68	64 D. MARTY / M. CAZALOT	FRAZER NASH Le Mans Replica - 1950	4:06'14.400	5:28'19.200	5:28'19.200	15:02'52.800	13:45'03.636
69	47 U. SCHUMACHER / M. WERNER	MASERATI A6 GCS Barchetta - 1954	4:06'14.400	5:28'19.200	5:28'19.200	15:02'52.800	13:45'03.636
70	43 M. HALUSA / A. AMES / N. Von DOENHOFF / L. HALUSA	MASERATI 300 S - 1955	4:23'20.400	5:51'07.200	5:51'07.200	16:05'34.800	14:47'45.636
71	68 J. YOUNG / D. HOOD	AUSTIN HEALEY 100 S - 1954	4:23'20.400	5:51'07.200	5:51'07.200	16:05'34.800	14:47'45.636
72	75 R. FRANCIS / J. THOMPSON	ALLARD J2 - 1951	4:40'26.400	6:13'55.200	6:13'55.200	17:08'16.800	15:50'27.636
73	3 C. JOY / J. VENABLES / P. SIMON	JAGUAR Type D - 1955	4:40'26.400	6:13'55.200	6:13'55.200	17:08'16.800	15:50'27.636

Race Director:	Timekeeper:
----------------	-------------



Le Point



ARTCURIAL
// Motorcars



Clear Channel



ALAIN FIGARET

NOSTALGIE