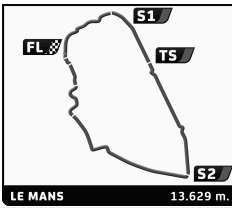




8-9-10 | 20  
JUILLET | 16



PLATEAU 5 - GRID 5  
LE MANS CLASSIC 2016  
QUALIFYING

Amended

Final Classification

Table with columns: Nr. Drivers, Car, Cl, Time, Lap, Total, Gap, Kph. Lists 79 drivers and their performance metrics.

Fastest Lap Lap 3 Claude NAHUM 4:21.415 187.7 Kph

RICHARD MILLE



Le Point

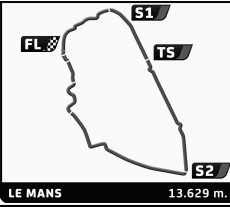


ARTCURIAL // Motorcars





8-9-10 | 20  
JUILLET | 16



PLATEAU 5 - GRID 5  
LE MANS CLASSIC 2016  
QUALIFYING  
Final Classification

Amended

Nr. Drivers	Car	Cl	Time	Lap Total	Gap	Kph
-------------	-----	----	------	-----------	-----	-----

Published at: .....

Track Status: **DRY**

Stewards:

Timekeeper:



Le Point

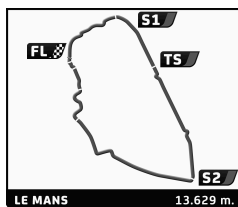


ARTCURIAL  
// Motorcars





# 8-9-10 | 20 JUILLET | 16



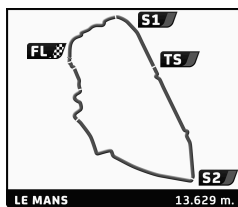
## PLATEAU 5 - GRID 5 LE MANS CLASSIC 2016 QUALIFYING

### Best Sector Times

SECTOR 1			SECTOR 2			SECTOR 3			Pos	Nr	Ideal Lap	Best Lap
Pos	Nr	Time	Nr	Time	Nr	Time						
1	76	41.425	42	1:36.927	12	2:01.739	1	12	4:21.415	4:21.415	(1)	
2	69	41.714	19	1:36.949	69	2:01.770	2	19	4:22.176	4:22.176	(2)	
3	44	42.188	12	1:37.456	44	2:02.494	3	69	4:22.875	4:23.747	(3)	
4	46	42.206	44	1:38.449	19	2:02.793	4	44	4:23.131	4:26.886	(7)	
5	12	42.220	76	1:39.018	23	2:03.568	5	42	4:23.646	4:24.514	(4)	
6	19	42.434	70	1:39.154	42	2:03.700	6	35	4:25.512	4:25.512	(5)	
7	35	42.466	35	1:39.189	35	2:03.857	7	76	4:25.680	4:27.856	(9)	
8	39	42.493	23	1:39.251	70	2:04.215	8	23	4:25.682	4:26.259	(6)	
9	37	42.552	69	1:39.391	55	2:04.481	9	70	4:26.552	4:27.238	(8)	
10	3	42.600	55	1:40.105	76	2:05.237	10	55	4:28.300	4:30.704	(11)	
11	22	42.689	33	1:40.359	3	2:05.677	11	3	4:30.044	4:30.048	(10)	
12	23	42.863	51	1:41.027	37	2:05.892	12	33	4:30.717	4:31.481	(12)	
13	42	43.019	75	1:41.323	33	2:06.674	13	37	4:32.409	4:39.922	(20)	
14	70	43.183	3	1:41.767	58	2:07.277	14	8	4:33.608	4:33.608	(13)	
15	58	43.305	39	1:42.006	8	2:07.694	15	58	4:34.022	4:35.280	(14)	
16	68	43.376	46	1:42.184	22	2:08.478	16	51	4:34.439	4:41.477	(23)	
17	43	43.390	8	1:42.255	51	2:08.878	17	22	4:34.803	4:35.327	(15)	
18	15	43.643	20	1:42.409	34	2:08.966	18	43	4:35.090	4:36.288	(16)	
19	8	43.659	2	1:42.583	68	2:09.024	19	39	4:36.304	5:01.952	(42)	
20	33	43.684	43	1:42.628	43	2:09.072	20	75	4:37.377	4:37.805	(18)	
21	55	43.714	4	1:42.657	75	2:10.883	21	68	4:37.621	4:37.621	(17)	
22	34	44.458	58	1:43.440	15	2:10.960	22	34	4:38.815	4:42.094	(24)	
23	51	44.534	22	1:43.636	4	2:11.129	23	4	4:39.633	4:39.823	(19)	
24	48	44.789	80	1:43.853	2	2:11.565	24	2	4:39.971	4:41.083	(21)	
25	75	45.171	37	1:43.965	67	2:11.669	25	46	4:40.176	4:43.832	(27)	
26	20	45.645	68	1:45.221	39	2:11.805	26	15	4:40.820	4:42.199	(25)	
27	67	45.810	34	1:45.391	80	2:12.321	27	80	4:42.561	4:43.937	(28)	
28	2	45.823	67	1:46.026	73	2:12.779	28	20	4:43.142	5:01.918	(41)	
29	4	45.847	15	1:46.217	16	2:13.943	29	67	4:43.505	4:43.505	(26)	
30	57	46.005	73	1:46.291	20	2:15.088	30	73	4:45.794	4:45.794	(30)	
31	80	46.387	16	1:46.321	57	2:15.117	31	16	4:46.711	4:48.060	(31)	
32	53	46.412	60	1:46.705	46	2:15.786	32	57	4:51.498	4:51.498	(32)	
33	16	46.447	5	1:47.951	24	2:16.095	33	24	4:52.347	4:52.347	(33)	
34	24	46.580	53	1:48.623	66	2:16.749	34	66	4:52.469	4:53.596	(35)	
35	73	46.724	66	1:48.972	32	2:16.858	35	53	4:52.499	4:53.149	(34)	
36	66	46.748	77	1:49.142	53	2:17.464	36	32	4:53.366	4:55.365	(36)	
37	32	46.813	24	1:49.672	62	2:18.378	37	62	4:55.231	4:56.642	(37)	
38	62	47.129	32	1:49.695	77	2:18.409	38	77	4:55.814	4:57.159	(38)	
39	11	47.809	62	1:49.724	5	2:19.366	39	5	4:55.919	4:58.770	(40)	
40	60	48.065	57	1:50.376	47	2:21.440	40	60	4:57.368	4:57.368	(39)	
41	77	48.263	45	1:50.440	30	2:21.990	41	47	5:01.773	5:02.909	(43)	
42	21	48.278	74	1:51.495	59	2:22.374	42	21	5:04.312	5:05.164	(46)	
43	47	48.367	21	1:51.909	60	2:22.598	43	74	5:04.565	5:04.905	(45)	
44	5	48.602	47	1:51.966	11	2:23.291	44	45	5:04.597	5:04.597	(44)	
45	59	48.877	72	1:52.407	45	2:23.783	45	59	5:05.068	5:06.221	(47)	
46	74	49.259	59	1:53.817	74	2:23.811	46	11	5:06.063	5:06.476	(48)	
47	14	49.317	11	1:54.963	21	2:24.125	47	72	5:09.155	5:09.155	(49)	
48	28	49.732	40	1:56.805	14	2:24.347	48	30	5:09.846	5:09.846	(50)	
49	10	49.863	56	1:57.156	26	2:24.499	49	14	5:11.275	5:11.275	(51)	
50	30	49.964	14	1:57.611	56	2:24.851	50	56	5:12.175	5:12.851	(52)	
51	31	50.104	26	1:57.855	28	2:25.009	51	26	5:13.349	5:13.349	(53)	
52	56	50.168	30	1:57.892	72	2:26.306	52	65	5:16.042	5:16.042	(54)	



# 8-9-10 | 20 JUILLET | 16



## PLATEAU 5 - GRID 5 LE MANS CLASSIC 2016 QUALIFYING

### Best Sector Times

SECTOR 1			SECTOR 2		SECTOR 3		Pos	Nr	Ideal Lap	Best Lap
Pos	Nr	Time	Nr	Time	Nr	Time				
53	45	50.374	52	1:58.325	81	2:26.367	53	10	5:16.441	5:23.584 (60)
54	72	50.442	65	1:59.052	65	2:26.507	54	40	5:16.972	5:18.878 (55)
55	40	50.456	10	1:59.120	10	2:27.458	55	28	5:17.180	5:56.853 (74)
56	65	50.483	18	1:59.309	48	2:29.348	56	18	5:20.321	5:20.321 (57)
57	61	50.959	38	1:59.708	18	2:29.392	57	38	5:20.538	5:20.900 (58)
58	26	50.995	61	2:00.646	38	2:29.418	58	52	5:21.400	5:21.400 (59)
59	38	51.412	78	2:01.668	52	2:29.474	59	61	5:25.372	5:26.334 (61)
60	79	51.471	28	2:02.439	40	2:29.711	60	78	5:28.195	5:34.844 (65)
61	18	51.620	6	2:04.118	31	2:31.386	61	79	5:29.658	5:32.450 (63)
62	17	51.868	41	2:04.360	64	2:32.466	62	64	5:31.181	5:31.308 (62)
63	78	52.066	1	2:04.718	79	2:33.059	63	1	5:33.787	5:34.215 (64)
64	64	52.792	79	2:05.128	61	2:33.767	64	6	5:36.479	5:41.816 (66)
65	1	53.311	36	2:05.591	78	2:34.461	65	41	5:37.421	6:20.566 (76)
66	52	53.601	64	2:05.923	1	2:35.758	66	17	5:37.655	5:46.041 (68)
67	54	53.702	54	2:07.748	17	2:37.312	67	36	5:39.014	5:44.137 (67)
68	41	53.764	17	2:08.475	6	2:38.006	68	54	5:44.746	5:48.922 (71)
69	36	54.282	82	2:09.217	36	2:39.141	69	82	5:45.328	5:48.603 (70)
70	6	54.355	9	2:10.296	41	2:39.297	70	50	5:49.033	5:53.086 (73)
71	50	54.687	50	2:11.854	29	2:39.858	71	9	5:51.280	5:51.513 (72)
72	9	55.257	48	2:49.161	82	2:40.530	72	48	6:03.298	6:19.772 (75)
73	82	55.581	31	3:01.697	50	2:42.492	73	31	6:23.187	6:26.076 (77)
74	63	58.301	63	3:08.374	54	2:43.296	74	63	7:05.986	7:05.986 (78)

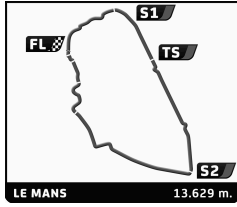
RICHARD MILLE





# 8-9-10 | 2016

## JUILLET



### PLATEAU 5 - GRID 5

#### LE MANS CLASSIC 2016

#### QUALIFYING

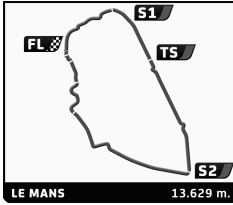
#### Best Top Speeds

Nr	Car	Class	Top Speed Driver	Top 1		Top 2		Top 3		Top 4		Top 5		Avg
				Kph	Lap	Kph	Lap	Kph	Lap	Kph	Lap	Kph	Lap	
58	PORSCHE 908 LH - 1968	TSRC17	G. VAN LENNEP	286.0	3	251.8	4	207.3	2	188.1	5	169.1	7	220,5
69	LIGIER JS 3 DFV - 1971	TSRC23	MR JOHN OF B	280.2	6	268.5	5	241.7	7	221.2	3	210.5	4	244,4
43	MATRA 660-01 - 1971	TSRC23	R. MILLE	265.8	8	261.4	6	260.1	7	260.1	9	245.5	2	258,6
55	LOLA T70 Mk III - 1968	TSRC18	T. SEILER	265.2	4	236.5	8	229.5	7	219.4	2	215.1	3	233,1
42	LOLA T70 Mk III B - 1969	TSRC18	E. DE DONCKER	263.3	8	260.1	7	254.7	9	247.8	6	246.6	5	254,5
3	LOLA T212 FVC - 1971	TSRC22	S. KRIGNOFF SEISS	260.8	6	249.5	5	207.3	4	206.2	3	203.8	2	225,5
70	LOLA T70 Mk III B - 1969	TSRC18	P. FRANCE	260.8	6	254.7	3	250.6	5	250.0	7	245.0	4	252,2
19	LOLA T70 Mk III B - 1973	TSRC30	E. MESTDAGH	260.1	9	250.6	8	236.0	4	235.5	7	230.0	5	242,4
22	LOLA T210 - 1970	TSRC22	D. TOMLIN	258.9	8	246.1	7	241.2	10	235.0	9	230.0	5	242,2
44	LOLA T70 Mk III B - 1969	TSRC18	R. GOETHE	257.1	5	256.5	6	230.0	3	226.7	2	220.7	9	238,2
68	CHEVRON B16 FVC - 1970	TSRC22	C. MAC ALLISTER	254.7	8	250.6	9	250.0	4	234.5	6	231.0	3	244,2
75	CHEVROLET Corvette C3 Greenwood - 1971	GTS22	J. GOODMAN	251.8	7	244.4	8	210.9	6	188.1	3	187.7	5	216,6
12	LOLA T70 Mk III - 1968	TSRC18	C. NAHUM	249.5	3	233.0	2	228.1	4	157.4	1			217,0
16	LOLA T210 - 1970	TSRC22	F. JACOB	248.9	7	220.3	6	215.1	5	208.5	4	194.4	3	217,4
39	LOLA T70 Mk III B - 1969	TSRC18	G. TROMANS	247.8	2	206.2	1							227,0
66	PORSCHE 911 RS 3L - 1973	GTS27	A. FATEMI	246.6	3	246.6	8	237.5	5	234.0	6	233.5	7	239,6
34	CHEVRON B16 FVC - 1970	TSRC22	C. REMNANT	245.5	6	238.0	7	235.0	8	230.0	3	229.1	4	235,5
67	LOLA T212 FVC - 1971	TSRC22	M. POPONCINI	242.8	7	219.4	5	209.7	6	196.5	8	194.1	3	212,5
53	CHEVRON B16 FVC - 1970	TSRC22	X. GALANT	242.3	7	242.3	8	224.4	3	222.5	5	207.7	6	227,8
80	CHEVROLET Corvette - 1971	GTS22	MAVERICK	240.1	3	238.0	7	229.1	4	224.8	9	205.4	2	227,5
2	PORSCHE 917 - 1969	TSRC18	P. VÖGELE	240.1	8	229.5	7	223.4	5	222.1	6	206.9	4	224,4
33	LOLA T70 Mk III B - 1969	TSRC18	R. MILLE	239.6	8	227.2	4	213.4	9	210.9	5	207.3	3	219,7
8	LOLA T70 Mk III - 1966	TSRC18	J. MERLIN	236.5	5	224.8	4	207.7	6	194.4	3	173.4	2	207,4
46	CHEVRON B19 - 1971	TSRC22	M. O'CONNELL	235.5	2	186.8	1							211,2
56	CHEVRON B8 BMW - 1968	TSRC16	J. BRANDENBURG	234.5	8	215.9	7	211.7	5	200.8	6	199.7	4	212,5
32	CHEVRON B8 BMW - 1968	TSRC16	S. WATSON	234.5	4	229.1	7	221.2	2	215.9	8	212.6	3	222,7
47	ALPINE A 220 - 1969	TSRC17	J. BODEN	234.0	4	225.3	7	214.7	3	212.2	5	211.3	6	219,5
60	FORD GT40 - 1969	TSRC18	P. VANDROMME	233.5	4	221.2	2	217.6	3	210.5	7	202.3	6	217,0
15	CHEVRON B19 - 1970	TSRC22	M. LAUBER	230.0	4	227.6	7	222.5	3	220.3	9	202.7	2	220,6
35	ALFA ROMEO T33/3 - 1969	TSRC17	G. RATTAZZI	229.5	3	215.1	2	208.5	8	205.4	7	189.4	4	209,6
77	CHEVROLET Corvette C3 - 1971	GTS22	M. GODFROY	227.2	5	223.4	7	214.7	8	207.7	6	202.7	4	215,1
45	FERRARI 365 GTB/4 Gr.IV - 1972	GTS27	A. RITTWEGER	227.2	8	197.2	7	196.5	4	182.4	5	175.4	3	195,7
10	ALPINE A 210 - 1966	TSRC15	G. von OPPENHEIM	224.4	4	218.1	6	212.6	2	208.9	5	206.5	7	214,1
73	CHEVROLET Corvette C3 - 1970	GTS22	N. FRADIN	223.4	2	203.5	6	195.5	1	186.1	3	184.9	5	198,7
20	LOLA T70 Mk III - 1966	TSRC18	T. de LATRE DU BOSSQUAU	223.4	3	210.5	4	195.8	2	110.8	1			185,1
4	FERRARI 312 P - 1969	TSRC18	D. FRANKLIN	223.0	6	218.1	7	215.9	3	197.6	2	187.7	1	208,5
51	LOLA T70 Mk III B - 1969	TSRC18	S. LYNN	221.2	4	213.0	2	210.9	5	207.7	3	190.7	6	208,7
72	CHEVROLET Corvette C3 - 1968	GTS17	R. HUBER GUTIERREZ	221.2	8	207.7	6	193.4	7	189.0	4	187.1	5	199,7
11	PORSCHE 908/2 - 1969	TSRC17	D. PIRES	220.7	5	219.0	7	203.8	6	188.1	4	175.9	3	201,5
79	BMW 2002 TI Gr. II - 1969	TC14	M. RENAVAND	220.3	5	217.6	4	203.1	2	202.7	3	175.1	6	203,8
62	CHEVRON B21 FVC - 1971	TSRC22	J. BELLETESTE	218.1	6	215.1	4	186.8	5	185.5	7	180.6	2	197,2
24	CHEVRON B16 FVC - 1970	TSRC22	J. ZAGO	217.2	5	213.8	4	213.8	8	202.3	6	176.8	7	204,8
40	CHEVRON B8 BMW - 1968	TSRC16	P. AVIRON-VIOLET	216.8	3	199.0	4	197.9	2	193.7	6	185.5	7	198,6
57	CHEVRON B8 BMW - 1969	TSRC16	J. EMBERSON	216.4	4	205.0	6	199.0	3	168.1	1			197,1
59	CHEVRON B8 BMW - 1968	TSRC16	T. KOK	216.4	8	215.9	6	213.8	5	213.0	4	207.3	7	213,3
6	PORSCHE 906 - 1966	TSRC16	M. SALA	216.4	3	212.2	7	182.7	5	177.9	6	176.2	4	193,1
1	PORSCHE 911 T/R - 1968	GTS16	M. MAURICE	215.5	3	202.7	4	192.7	5	187.1	2	180.0	7	195,6
64	ALPINE A 210 - 1966	TSRC15	P. TOLLEMER	213.0	7	204.2	6	199.0	4	198.7	5	193.4	3	201,7
65	PORSCHE 910 - 1968	TSRC16	R. BECKER	212.6	4	203.8	5	202.0	3	159.0	2	116.2	1	178,7
74	CHEVROLET Corvette C3 - 1968	GTS17	R. DUBLER	207.3	3	200.8	5	189.4	4	171.8	2	126.2	1	179,1
50	PORSCHE 914/6 GT - 1970	GTS21	C. BARTHE	205.4	5	195.5	3	193.4	6	189.4	2	176.5	4	192,0





# 8-9-10 | 20 JUILLET 16



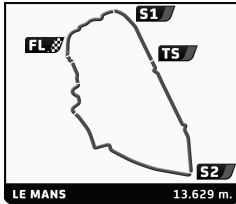
## PLATEAU 5 - GRID 5 LE MANS CLASSIC 2016 QUALIFYING

### Best Top Speeds

Nr	Car	Class	Top Speed Driver	Top 1		Top 2		Top 3		Top 4		Top 5		Avg
				Kph	Lap	Kph	Lap	Kph	Lap	Kph	Lap	Kph	Lap	
14	PORSCHE 906 - 1966	TSRC16	F. TROUILLARD	203.5	3	202.3	8	195.8	2	184.2	6	182.4	7	193,6
38	LIGIER JS 1 - 1969	TSRC18	MR JOHN OF B	203.5	3	191.7	5	186.8	2	164.8	4	105.9	1	170,5
28	CHEVRON B16 FVC - 1969	TSRC16	J. SHELDON	201.2	2	190.7	1	159.0	3					183,6
78	PORSCHE 911 2.0L - 1966	GTS16	I. VERCOUTERE	200.1	3	197.6	6	182.7	7	179.1	5	172.9	4	186,5
36	PORSCHE 910 - 1967	TSRC16	J. RUDOLPH	198.7	4	188.4	3	161.2	2	125.0	1			168,3
9	ALPINE A 110 1300S - 1968	GTS14	J. PREVOT	196.9	2	189.4	5	189.4	7	188.7	6	185.2	1	189,9
17	PORSCHE 914/6 GT - 1970	GTS21	J. BUSSOLINI	195.1	4	194.4	3	189.0	2	177.9	1			189,1
54	PORSCHE 910 - 1967	TSRC16	J. ROMANO	192.4	4	188.4	3	185.2	1	176.5	2	171.8	7	182,9
31	LOLA T70 Mk III B - 1969	TSRC18	D. HART	181.2	1									181,2
5	FORD GT40 - 1966	TSRC18	M. DONCIEUX	177.1	8									177,1
41	PORSCHE 911 S 2.2L - 1970	GTS21	U. BECK	168.6	1									168,6
48	DUCKHAMS LM 72 - 1971	TSRC29	J. NICOLET	167.6	1									167,6
63	LOLA T70 Mk III - 1967	TSRC18	C. GADAIS	165.5	1									165,5
82	HEALEY SR2 - 1968	TSRC16	P. GRANT											
52	DE TOMASO Pantera Gr. IV - 1972	GTS27	F. HEBRARD											
30	PORSCHE 906 - 1966	TSRC16	R. ROCHER											
26	FERRARI 365 GTB/4 Spider NART - 1972	TSRC30	M. ABELLAN											
25	ALPINE A 220 - 1968	TSRC17	G. BESSON											
18	PORSCHE 906 - 1966	TSRC16	G. FELLNER											
7	CHEVRON B16 Mazda - 1970	TSRC23	O. CAZALIERES											
61	PORSCHE 911 2.5 ST - 1972	GTS26	E. BENEZET											
27	COSTIN NATHAN 1000 GT - 1968	TSRC14												
81	PORSCHE 911 S 2.2L - 1969	GTS16	PETER											
21	FERRARI 365 GTB/4 Gr.IV - 1970	GTS22	P. MELLINGER											
76	CHEVRON B19 - 1971	TSRC22	M. BIANCO											
23	PORSCHE 917 - 1969	TSRC18	C. MONTEVERDE											
29	PORSCHE 911 2.5 ST - 1972	GTS26	J. DRIOT											
37	PORSCHE 908/3 - 1971	TSRC23	F. PERRODO											



8-9-10 | 20  
JUILLET | 16



**PLATEAU 5 - GRID 5**  
LE MANS CLASSIC 2016  
QUALIFYING

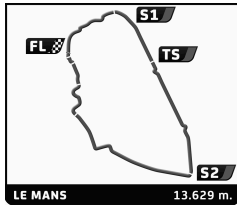
Fastest Lap Sequence

Practice Time	Drivers	Car	Class	Time	Kph	Lap
5:21.972	44 R. GOETHE / S. HALL	LOLA T70 Mk III B - 1969	TSRC18	<b>5:19.502</b>	153.6	1
9:53.887	44 R. GOETHE / S. HALL	LOLA T70 Mk III B - 1969	TSRC18	<b>4:31.915</b>	180.4	2
10:48.577	23 C. MONTEVERDE / G. PEARSON / A. SMITH	PORSCHE 917 - 1969	TSRC18	<b>4:26.259</b>	184.3	2
11:10.955	12 C. NAHUM / B. THUNER	LOLA T70 Mk III - 1968	TSRC18	<b>4:24.445</b>	185.5	2
15:32.370	12 C. NAHUM / B. THUNER	LOLA T70 Mk III - 1968	TSRC18	<b>4:21.415</b>	187.7	3





8-9-10 | 20  
JUILLET | 16



PLATEAU 5 - GRID 5  
LE MANS CLASSIC 2016  
QUALIFYING

Analysis

Personal Best Session Best B Crossing the finish line in pit lane

Table with columns: Lap, D, Time, Sector 1, Sector 2, Sector 3, Kph, Elapsed. It lists race data for 11 different cars, including Porsche 911 T/R, Porsche 917, Lola T212 FVC, Ferrari 312 P, Ford GT40, and Porsche 906. Each row shows lap times and overall elapsed times, with some cells highlighted in green to indicate personal or session bests.

RICHARD MILLE



Le Point



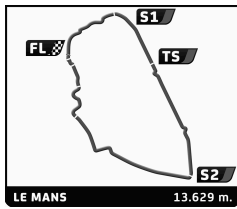
ARTCURIAL  
// Motorcars







8-9-10 | 20  
JUILLET | 16



PLATEAU 5 - GRID 5  
LE MANS CLASSIC 2016  
QUALIFYING

Analysis

Personal Best Session Best B Crossing the finish line in pit lane

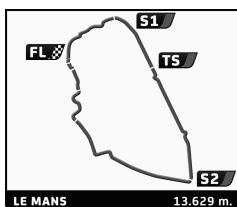
Table with columns: Lap, D, Time, Sector 1, Sector 2, Sector 3, Kph, Elapsed. Contains driver data for various cars like LOLA T70, PORSCHE 906, CHEVRON B19, etc.

RICHARD MILLE





8-9-10 | 20  
JUILLET | 16



PLATEAU 5 - GRID 5  
LE MANS CLASSIC 2016  
QUALIFYING

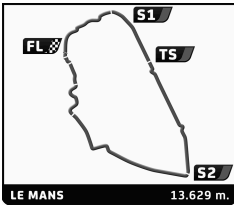
Analysis

Personal Best Session Best B Crossing the finish line in pit lane

Table with columns: Lap, D, Time, Sector 1, Sector 2, Sector 3, Kph, Elapsed. Rows are grouped by driver and car model, showing lap-by-lap performance data.



8-9-10 | 20  
JUILLET | 16



PLATEAU 5 - GRID 5  
LE MANS CLASSIC 2016  
QUALIFYING

Analysis

Personal Best Session Best B Crossing the finish line in pit lane

Table with 14 columns: Lap, D, Time, Sector 1, Sector 2, Sector 3, Kph, Elapsed. Rows for laps 7, 8, 9.

36 PORSCHE 910 - 1967  
1. Jürgen RUDOLPH  
2. Stephen MITAS  
Lap 1: 6:58.812, 1:01.422, 3:15.281, 2:42.109, 117.2, 8:14.048  
Lap 2: 5:46.003, 57.176, 2:09.686, 2:39.141, 141.8, 14:00.051  
Lap 3: 5:44.137B, 54.282, 2:05.591, 2:44.264, 142.6, 19:44.188  
Lap 4: 7:56.271B, 2:54.945, 2:07.826, 2:53.500, 103.0, 27:40.459

37 PORSCHE 908/3 - 1971  
1. François FERRODO  
2. Sébastien CRUBILE  
3. Emmanuel COLLARD  
Lap 1: 5:57.380, 48.689, 2:42.069, 2:26.622, 137.3, 6:33.443  
Lap 2: 4:47.246, 46.736, 1:49.199, 2:11.311, 170.8, 11:20.689  
Lap 3: 4:59.860B, 43.406, 1:47.886, 2:28.568, 163.6, 16:20.549  
Lap 4: 8:08.830, 4:04.025, 1:54.377, 2:10.428, 100.4, 24:29.379  
Lap 5: 4:39.922, 46.421, 1:47.609, 2:05.892, 175.3, 29:09.301  
Lap 6: 4:49.671B, 42.552, 1:43.965, 2:23.154, 169.4, 33:58.972

38 LIGIER JS 1 - 1969  
1. MR JOHN OF B  
2. David FERRER  
3. Soheil AYARI  
4. SIBEL  
Lap 1: 6:48.060, 59.261, 3:09.428, 2:39.371, 120.2, 8:12.490  
Lap 2: 5:24.039, 52.149, 2:02.472, 2:29.418, 151.4, 13:36.529  
Lap 3: 5:20.900, 51.412, 1:59.708, 2:29.780, 152.9, 18:57.429  
Lap 4: 6:30.636B, 57.736, 2:29.170, 3:03.730, 125.6, 25:28.065  
Lap 5: 9:30.739B, 3:49.349, 2:32.782, 3:08.608, 86.0, 34:58.804

39 LOLA T70 Mk III B - 1969  
1. Grant TROMANS  
2. Richard MEADEN  
Lap 1: 5:33.013, 50.516, 2:30.692, 2:11.805, 147.3, 5:41.362  
Lap 2: 5:01.952B, 42.493, 1:42.006, 2:37.453, 162.5, 10:43.314

40 CHEVRON BB BMW - 1968  
1. Pierre AVIRON-VIOLET  
2. Serge LIBENS  
Lap 1: 6:49.002, 57.971, 3:08.502, 2:42.529, 120.0, 8:32.554  
Lap 2: 5:32.044, 52.752, 2:06.241, 2:33.051, 147.8, 14:04.598  
Lap 3: 5:24.767, 52.453, 1:58.482, 2:33.832, 151.1, 19:29.365  
Lap 4: 5:43.419B, 53.940, 2:03.146, 2:46.333, 142.9, 25:12.784  
Lap 5: 10:05.784, 4:49.643, 2:10.061, 3:06.080, 81.0, 35:18.568  
Lap 6: 5:21.987, 53.651, 1:56.805, 2:31.531, 152.4, 40:40.555  
Lap 7: 5:18.878, 50.456, 1:58.711, 2:29.711, 153.9, 45:59.433

41 PORSCHE 911 S 2.2L - 1970  
1. Urs BECK  
Lap 1: 6:20.566, 56.859, 2:44.410, 2:39.297, 128.9, 6:32.717

42 LOLA T70 Mk III B - 1969  
1. Eric DE DONCKER  
Lap 1: 5:42.417, 54.701, 2:29.591, 2:18.125, 143.3, 6:50.560  
Lap 2: 4:52.855B, 44.986, 1:42.679, 2:25.190, 167.5, 11:43.415  
Lap 3: 6:38.066, 2:42.139, 1:43.891, 2:12.036, 123.3, 18:21.481  
Lap 4: 4:28.904, 45.357, 1:38.375, 2:05.172, 182.5, 22:50.385  
Lap 5: 4:27.949, 44.401, 1:37.515, 2:06.033, 183.1, 27:18.334  
Lap 6: 4:39.255, 46.197, 1:39.260, 2:13.798, 175.7, 31:57.589

43 MATRA 660-01 - 1971  
1. Richard MILLE  
2. Yvan MAHE  
Lap 1: 5:52.699, 47.614, 2:39.459, 2:25.626, 139.1, 6:34.052  
Lap 2: 4:46.640, 45.786, 1:44.554, 2:16.300, 171.2, 11:20.692  
Lap 3: 4:46.342, 46.537, 1:48.384, 2:11.421, 171.3, 16:07.034  
Lap 4: 4:42.071, 44.073, 1:45.263, 2:12.735, 173.9, 20:49.105  
Lap 5: 4:38.661, 44.081, 1:45.508, 2:09.072, 176.1, 25:27.766  
Lap 6: 4:39.739, 43.968, 1:43.977, 2:11.794, 175.4, 30:07.505  
Lap 7: 4:45.006, 44.275, 1:43.314, 2:17.417, 172.2, 34:52.511  
Lap 8: 4:36.288, 43.770, 1:42.628, 2:09.890, 177.6, 39:28.799  
Lap 9: 5:00.816B, 43.390, 1:43.784, 2:33.642, 163.1, 44:29.615

44 LOLA T70 Mk III B - 1969  
1. Roald GOETHE  
2. Stuart HALL  
Lap 1: 5:19.502, 45.952, 2:21.571, 2:11.979, 153.6, 5:21.972  
Lap 2: 4:31.915, 43.409, 1:40.901, 2:07.605, 180.4, 9:53.887  
Lap 3: 4:26.886, 42.188, 1:42.204, 2:02.494, 183.8, 14:20.773  
Lap 4: 4:36.191, 43.205, 1:43.657, 2:09.329, 177.6, 18:56.964  
Lap 5: 4:29.863, 42.534, 1:41.761, 2:05.568, 181.8, 23:26.827  
Lap 6: 4:30.421B, 43.186, 1:38.449, 2:08.786, 181.4, 27:57.248  
Lap 7: 8:30.157, 4:12.480, 1:52.144, 2:25.533, 96.2, 36:27.405  
Lap 8: 4:46.710, 46.388, 1:45.915, 2:14.407, 171.1, 41:14.115  
Lap 9: 4:45.428, 45.713, 1:45.155, 2:14.560, 171.9, 45:59.543

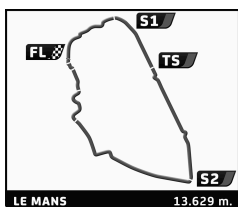
45 FERRARI 365 GTB/4 Gr.IV - 1972  
1. Alexander RITTWEGER  
2. Bernd GEORGI  
Lap 1: 6:36.156, 1:04.854, 2:48.102, 2:43.200, 123.9, 7:44.697  
Lap 2: 5:32.842, 54.967, 2:02.479, 2:35.396, 147.4, 13:17.539  
Lap 3: 5:17.193, 51.434, 1:56.764, 2:28.995, 154.7, 18:34.732  
Lap 4: 5:25.003B, 50.565, 1:54.211, 2:40.227, 151.0, 23:59.735  
Lap 5: 7:34.957, 3:00.810, 2:04.239, 2:29.908, 107.8, 31:34.692  
Lap 6: 5:10.640, 50.802, 1:52.751, 2:27.087, 157.9, 36:45.332  
Lap 7: 5:07.813, 51.200, 1:52.649, 2:23.964, 159.4, 41:53.145  
Lap 8: 5:04.597, 50.374, 1:50.440, 2:23.783, 161.1, 46:57.742

46 CHEVRON B19 - 1971  
1. Martin O'CONNELL  
2. Andrew KIRKALDY  
Lap 1: 5:48.091, 54.663, 2:37.642, 2:15.786, 141.0, 7:03.202  
Lap 2: 4:43.832, 42.206, 1:42.184, 2:19.442, 172.9, 11:47.034

47 ALPINE A 220 - 1969  
1. Jürgen BODEN  
Lap 1: 6:43.153, 1:04.164, 2:48.854, 2:50.135, 121.7, 7:40.175  
Lap 2: 5:25.522, 52.678, 2:01.139, 2:31.705, 150.7, 13:05.697  
Lap 3: 5:14.954, 51.248, 1:54.615, 2:29.091, 155.8, 18:20.651  
Lap 4: 5:06.817, 51.048, 1:51.966, 2:23.803, 159.9, 23:27.468  
Lap 5: 5:08.567, 48.864, 1:53.134, 2:26.569, 159.0, 28:36.035  
Lap 6: 5:02.909, 48.680, 1:52.789, 2:21.440, 162.0, 33:38.944  
Lap 7: 5:22.510B, 48.367, 1:56.908, 2:37.235, 152.1, 39:01.454



8-9-10 | 20  
JUILLET | 16



PLATEAU 5 - GRID 5  
LE MANS CLASSIC 2016  
QUALIFYING

Analysis

Personal Best Session Best B Crossing the finish line in pit lane

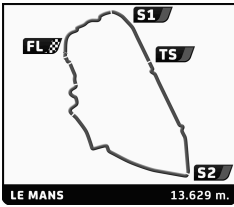
Table with columns: Lap, D, Time, Sector 1, Sector 2, Sector 3, Kph, Elapsed. Contains driver data for cars 48, 50, 51, 52, 53, 54, 55, 56, 57, 58, 59.

RICHARD MILLE





8-9-10 | 20  
JUILLET | 16



PLATEAU 5 - GRID 5  
LE MANS CLASSIC 2016  
QUALIFYING

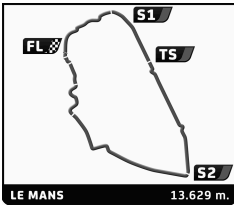
Analysis

Personal Best Session Best B Crossing the finish line in pit lane

Table with columns: Lap, D, Time, Sector 1, Sector 2, Sector 3, Kph, Elapsed. Rows are grouped by driver number (60-70) and car model. Includes driver names and team names.



8-9-10 | 20  
JUILLET | 16



PLATEAU 5 - GRID 5  
LE MANS CLASSIC 2016  
QUALIFYING

Analysis

Personal Best Session Best B Crossing the finish line in pit lane

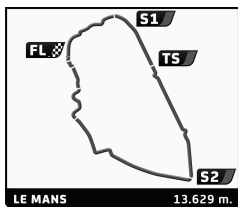
Table with columns: Lap, D, Time, Sector 1, Sector 2, Sector 3, Kph, Elapsed. Rows are grouped by driver number (72-82) and include car models and driver names. Data includes lap times and sector times.

RICHARD MILLE





# 8-9-10 | 20 JUILLET | 16



## PLATEAU 5 - GRID 5 LE MANS CLASSIC 2016 QUALIFYING

### Analysis

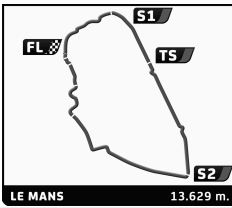
■ Personal Best   ■ Session Best   **B** Crossing the finish line in pit lane

Lap	D	Time	Sector 1	Sector 2	Sector 3	Kph	Elapsed	Lap	D	Time	Sector 1	Sector 2	Sector 3	Kph	Elapsed
4	1	5:59.055 <b>B</b>	<b>55.581</b>	<b>2:09.217</b>	2:54.257	136.6	25:26.940								
5	1	9:04.603	3:39.357	2:24.389	3:00.857	90.1	34:31.543								
6	1	5:59.163	59.052	2:14.369	2:45.742	136.6	40:30.706								
7	1	5:50.807	58.205	2:10.439	2:42.163	139.9	46:21.513								





8-9-10 | 20  
JUILLET | 16



PLATEAU 5 - GRID 5  
LE MANS CLASSIC 2016  
NIGHT SESSION

Classification

Table with columns: Nr. Drivers, Car, Cl, Time, Lap, Total, Gap, Kph. Lists race results for 82 drivers.

Fastest Lap | Lap 2 | Roldo GOETHE | 4:28.481 | 182.7 Kph


RICHARD MILLE



Le Point



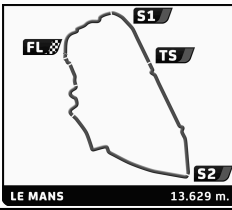
ARTCURIAL // Motorcars







8-9-10 | 20  
JUILLET | 16



PLATEAU 5 - GRID 5  
LE MANS CLASSIC 2016  
NIGHT SESSION

Classification

Nr. Drivers	Car	Cl	Time	Lap	Total	Gap	Kph
-------------	-----	----	------	-----	-------	-----	-----

Published at: .....

Track Status:

**DRY**

Race Director:

Timekeeper:

**RICHARD MILLE**

**EFG**

09/07/2016 Page 2 / 2



Le Point



ARTCURIAL  
// Motorcars

J&D Classics



MOTUL



Clear Channel

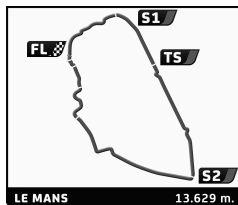


ALAIN FIGARET

NOSTALGIE



# 8-9-10 | 20 JUILLET | 16



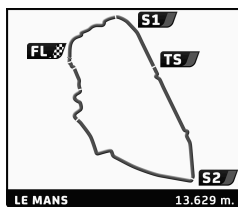
## PLATEAU 5 - GRID 5 LE MANS CLASSIC 2016 NIGHT SESSION

### Best Sector Times

SECTOR 1			SECTOR 2		SECTOR 3		Pos	Nr	Ideal Lap	Best Lap
Pos	Nr	Time	Nr	Time	Nr	Time				
1	44	43.001	31	1:38.224	44	2:03.316	1	31	4:27.656	4:30.555 (2)
2	42	43.120	42	1:38.431	31	2:06.164	2	44	4:28.481	4:28.481 (1)
3	31	43.268	55	1:39.850	55	2:07.999	3	42	4:31.684	4:32.436 (3)
4	35	43.955	12	1:40.629	37	2:09.203	4	55	4:32.266	4:34.713 (5)
5	37	44.082	44	1:42.164	12	2:09.301	5	12	4:34.334	4:34.334 (4)
6	12	44.404	75	1:42.899	42	2:10.133	6	33	4:41.286	4:48.711 (8)
7	55	44.417	70	1:43.259	33	2:12.283	7	37	4:41.591	4:42.690 (6)
8	22	44.690	33	1:43.435	80	2:13.753	8	70	4:44.110	4:48.465 (7)
9	76	44.875	80	1:44.467	75	2:14.507	9	75	4:44.430	5:09.311 (25)
10	46	44.897	2	1:45.949	76	2:14.828	10	80	4:44.525	4:50.134 (9)
11	70	44.979	25	1:46.335	48	2:14.942	11	76	4:47.415	4:50.723 (10)
12	20	45.208	46	1:47.268	47	2:15.677	12	2	4:48.368	4:56.317 (15)
13	33	45.568	20	1:47.540	68	2:15.752	13	46	4:50.088	5:12.335 (28)
14	32	45.573	76	1:47.712	70	2:15.872	14	47	4:50.750	4:52.862 (11)
15	68	45.599	4	1:48.183	2	2:15.993	15	68	4:51.142	5:05.046 (21)
16	80	46.305	37	1:48.306	22	2:16.727	16	22	4:52.221	4:55.777 (13)
17	2	46.426	47	1:48.549	32	2:17.068	17	20	4:52.756	4:55.827 (14)
18	47	46.524	68	1:49.791	46	2:17.923	18	25	4:53.589	4:53.589 (12)
19	16	46.607	58	1:49.919	56	2:19.017	19	32	4:54.977	5:05.451 (22)
20	25	46.969	48	1:50.480	66	2:19.462	20	4	4:56.383	5:32.339 (39)
21	75	47.024	74	1:50.631	20	2:20.008	21	48	4:56.670	5:02.430 (19)
22	4	47.269	22	1:50.804	16	2:20.226	22	66	4:58.395	5:00.740 (16)
23	66	47.365	66	1:51.568	25	2:20.285	23	16	4:58.851	5:06.456 (23)
24	63	47.369	16	1:52.018	4	2:20.931	24	56	4:59.108	5:01.619 (18)
25	56	47.528	32	1:52.336	58	2:22.012	25	58	4:59.786	5:00.771 (17)
26	74	47.755	56	1:52.563	77	2:22.679	26	35	4:59.926	5:17.635 (30)
27	58	47.855	5	1:52.789	35	2:22.739	27	74	5:01.911	5:03.912 (20)
28	53	47.874	35	1:53.232	63	2:22.789	28	63	5:04.526	5:31.767 (38)
29	57	48.707	77	1:53.553	60	2:23.366	29	77	5:05.048	5:07.558 (24)
30	77	48.816	63	1:54.368	74	2:23.525	30	5	5:06.448	5:12.872 (29)
31	62	49.398	57	1:54.669	5	2:23.900	31	60	5:08.679	5:22.263 (33)
32	45	49.614	60	1:54.673	57	2:26.930	32	57	5:10.306	5:10.695 (26)
33	5	49.759	45	1:57.549	62	2:28.250	33	53	5:16.919	5:22.088 (32)
34	65	49.955	53	1:57.806	14	2:29.038	34	45	5:17.558	5:21.663 (31)
35	14	50.204	51	1:58.531	65	2:30.031	35	14	5:18.400	5:24.410 (35)
36	11	50.209	14	1:59.158	10	2:30.149	36	65	5:20.961	5:24.085 (34)
37	10	50.299	59	1:59.286	45	2:30.395	37	62	5:20.963	5:47.643 (53)
38	24	50.550	65	2:00.975	26	2:31.183	38	67	5:25.510	5:51.019 (56)
39	43	50.589	19	2:02.013	53	2:31.239	39	59	5:27.339	5:29.766 (37)
40	60	50.640	67	2:02.070	67	2:31.422	40	10	5:28.598	5:55.520 (57)
41	61	50.916	30	2:02.406	17	2:32.876	41	30	5:28.707	5:42.472 (48)
42	48	51.248	34	2:02.678	30	2:33.350	42	61	5:30.772	5:58.363 (59)
43	28	51.804	52	2:03.243	15	2:33.894	43	15	5:31.226	5:36.739 (41)
44	17	51.826	62	2:03.315	61	2:34.385	44	26	5:32.120	5:27.634 (36)
45	67	52.018	15	2:03.662	28	2:34.696	45	24	5:32.263	5:40.065 (46)
46	59	52.545	43	2:03.800	59	2:35.508	46	17	5:32.383	5:32.990 (40)
47	50	52.727	24	2:04.840	40	2:36.488	47	28	5:33.767	5:38.290 (45)
48	40	52.746	61	2:05.471	24	2:36.873	48	11	5:36.845	5:55.531 (58)
49	54	52.848	28	2:07.267	50	2:36.926	49	52	5:37.669	5:38.285 (44)
50	30	52.951	17	2:07.681	11	2:38.678	50	43	5:37.720	5:37.720 (42)
51	26	53.096	26	2:07.841	78	2:38.752	51	51	5:37.791	5:37.791 (43)
52	15	53.670	11	2:07.958	41	2:39.455	52	78	5:40.798	5:41.915 (47)



# 8-9-10 | 20 JUILLET | 16



## PLATEAU 5 - GRID 5 LE MANS CLASSIC 2016 NIGHT SESSION

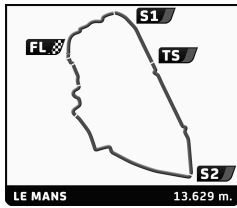
### Best Sector Times

Pos	SECTOR 1			SECTOR 2			SECTOR 3			Pos	Nr	Ideal Lap	Best Lap
	Nr	Time	Nr	Time	Nr	Time	Nr	Time					
53	41	53.809	10	2:08.150	73	2:39.590	53	41	5:42.257	5:44.425	(50)		
54	78	53.876	78	2:08.170	51	2:40.393	54	40	5:42.512	6:11.609	(63)		
55	73	53.981	18	2:08.967	52	2:40.440	55	19	5:42.751	5:42.751	(49)		
56	52	53.986	41	2:08.993	19	2:40.723	56	50	5:43.097	5:45.062	(51)		
57	18	54.690	54	2:09.428	34	2:42.399	57	34	5:43.350	5:46.069	(52)		
58	64	55.143	73	2:10.637	64	2:42.545	58	73	5:44.208	5:50.407	(55)		
59	27	55.906	36	2:11.002	43	2:43.331	59	54	5:47.345	5:48.785	(54)		
60	79	56.918	64	2:12.340	18	2:44.181	60	18	5:47.838	6:01.217	(60)		
61	34	58.273	40	2:13.278	54	2:45.069	61	64	5:50.028	6:07.508	(61)		
62	51	58.867	50	2:13.444	6	2:48.998	62	79	6:02.836	6:09.013	(62)		
63	6	59.145	79	2:14.869	27	2:49.799	63	36	6:07.427	6:34.605	(66)		
64	19	1:00.015	72	2:20.773	79	2:51.049	64	27	6:07.907	6:12.185	(64)		
65	36	1:00.147	6	2:22.016	36	2:56.278	65	6	6:10.159	6:23.773	(65)		
66	9	1:01.342	27	2:22.202	72	2:58.790	66	72	6:21.430	6:34.888	(67)		
67	72	1:01.867	9	2:27.926	9	3:04.177	67	9	6:33.445	7:05.041	(68)		





# 8-9-10 | 20 JUILLET | 16



## PLATEAU 5 - GRID 5 LE MANS CLASSIC 2016 NIGHT SESSION

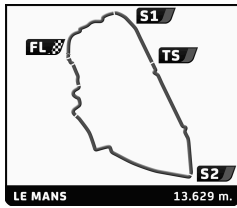
### Best Top Speeds

Nr	Car	Class	Top Speed Driver	Top 1		Top 2		Top 3		Top 4		Top 5		Avg
				Kph	Lap	Kph	Lap	Kph	Lap	Kph	Lap	Kph	Lap	
2	PORSCHE 917 - 1969	TSRC18	P. VÖGELE	282.3	4	238.0	6	227.2	5	215.9	3	161.2	1	224,9
70	LOLA T70 Mk III B - 1969	TSRC18	P. FRANCE	264.6	3	248.9	5	239.1	4	172.3	1	105.9	2	206,2
12	LOLA T70 Mk III - 1968	TSRC18	C. NAHUM	254.1	4	226.2	5	220.3	3	167.3	1	106.3	2	194,8
55	LOLA T70 Mk III - 1968	TSRC18	T. SEILER	252.9	4	235.5	3	187.1	5	136.2	1	113.9	2	185,1
66	PORSCHE 911 RS 3L - 1973	GTS27	A. FATEMI	250.6	4	243.3	5	232.0	3	229.5	6	138.5	1	218,8
42	LOLA T70 Mk III B - 1969	TSRC18	E. DE DONCKER	248.3	4	185.8	3	158.6	1	109.3	2			175,5
56	CHEVRON B8 BMW - 1968	TSRC16	J. BRANDENBURG	242.3	4	196.2	3	187.4	5	127.9	1	103.6	2	171,5
33	LOLA T70 Mk III B - 1969	TSRC18	R. MILLE	241.7	4	234.5	5	211.3	6	197.6	3	181.5	1	213,3
80	CHEVROLET Corvette - 1971	GTS22	MAVERICK	237.0	4	218.1	3	192.0	6	180.9	5	157.9	1	197,2
31	LOLA T70 Mk III B - 1969	TSRC18	D. HART	235.5	4	223.0	3	200.8	5	152.2	1	122.2	2	186,7
75	CHEVROLET Corvette C3 Greenwood - 1971	GTS22	J. GOODMAN	234.5	3	195.5	1	123.7	2					184,6
47	ALPINE A 220 - 1969	TSRC17	J. BODEN	233.5	3	226.7	5	210.9	4	206.5	6	159.0	1	207,3
60	FORD GT40 - 1969	TSRC18	P. VANDROMME	232.5	3	187.4	1	186.8	5	155.0	4	104.2	2	173,2
44	LOLA T70 Mk III B - 1969	TSRC18	R. GOETHE	230.5	2	230.0	1	195.5	4	171.3	5	102.4	3	185,9
43	MATRA 660-01 - 1971	TSRC23	R. MILLE	229.5	1	87.1	2							158,3
58	PORSCHE 908 LH - 1968	TSRC17	G. VAN LENNEP	227.2	4	213.4	3	202.7	5	191.3	1	110.9	2	189,1
14	PORSCHE 906 - 1966	TSRC16	F. TROUILLARD	224.8	4	218.5	3	176.5	1	88.9	5	87.0	2	159,1
16	LOLA T210 - 1970	TSRC22	F. JACOB	224.4	3	208.5	4	164.3	5	140.1	1	90.1	2	165,5
67	LOLA T212 FVC - 1971	TSRC22	M. POPONCINI	223.9	3	161.2	4	144.5	1	111.0	2	90.5	5	146,2
57	CHEVRON B8 BMW - 1969	TSRC16	J. EMBERSON	221.6	4	208.9	3	114.8	2	71.8	5			154,3
74	CHEVROLET Corvette C3 - 1968	GTS17	R. DUBLER	220.7	4	179.7	3	177.4	5	156.8	1	81.8	2	163,3
25	ALPINE A 220 - 1968	TSRC17	G. BESSON	219.8	5	215.9	4	209.7	1	192.4	2	151.8	3	197,9
68	CHEVRON B16 FVC - 1970	TSRC22	C. MAC ALLISTER	219.4	4	199.4	3	196.9	1	184.6	5	181.8	2	196,4
77	CHEVROLET Corvette C3 - 1971	GTS22	M. GODFROY	218.5	3	156.1	1	144.3	4	80.4	2	77.3	5	135,3
35	ALFA ROMEO T33/3 - 1969	TSRC17	G. RATTAZZI	218.1	2	172.3	3	137.3	1	80.1	4			152,0
65	PORSCHE 910 - 1968	TSRC16	R. BECKER	218.1	4	212.2	3	172.1	1	153.5	5	96.7	2	170,5
32	CHEVRON B8 BMW - 1968	TSRC16	S. WATSON	216.8	3	195.5	1							206,2
63	LOLA T70 Mk III - 1967	TSRC18	C. GADAIS	216.4	4	186.8	3	147.4	1	121.8	5	90.4	2	152,6
50	PORSCHE 914/6 GT - 1970	GTS21	C. BARTHE	210.5	5	204.2	3	185.8	4	149.9	1	90.8	2	168,2
22	LOLA T210 - 1970	TSRC22	D. TOMLIN	206.5	4	200.1	3	199.0	5	177.9	6	145.1	1	185,7
59	CHEVRON B8 BMW - 1968	TSRC16	T. KOK	204.2	5	195.1	4	175.9	3	130.7	1	109.5	6	163,1
4	FERRARI 312 P - 1969	TSRC18	D. FRANKLIN	203.5	3	133.7	1	99.3	2					145,5
46	CHEVRON B19 - 1971	TSRC22	M. O'CONNELL	202.7	3	144.7	1	108.8	2					152,1
20	LOLA T70 Mk III - 1966	TSRC18	T. de LAITE DU BOSQUEAU	198.7	5	197.6	3	175.9	4	154.8	1	90.9	2	163,6
54	PORSCHE 910 - 1967	TSRC16	J. ROMANO	196.9	3	171.8	5	167.8	4	141.5	6	119.1	1	159,4
19	LOLA T70 Mk III B - 1973	TSRC18	E. MESTDAGH	196.5	1	94.9	2							145,7
17	PORSCHE 914/6 GT - 1970	GTS21	J. BUSSOLINI	196.2	4	194.4	3	192.4	5	185.8	1	98.7	2	173,5
78	PORSCHE 911 2.0L - 1966	GTS16	I. VERCOUTERE	192.0	4	190.3	3	183.9	5	137.8	1	80.0	2	156,8
41	PORSCHE 911 S 2.2L - 1970	GTS21	U. BECK	191.7	3	188.7	5	182.1	1	175.1	4	98.4	2	167,2
10	ALPINE A 210 - 1966	TSRC15	G. von OFFENHEIM	189.0	3	140.1	4	123.9	1	113.3	2	78.4	5	128,9
40	CHEVRON B8 BMW - 1968	TSRC16	P. AVRON-VIOLET	186.8	3	134.2	1	122.4	4	101.1	2	61.0	5	121,1
24	CHEVRON B16 FVC - 1970	TSRC22	J. ZAGO	186.1	3	179.7	2	165.3	4	155.2	1	102.4	5	157,7
64	ALPINE A 210 - 1966	TSRC15	P. TOLLEMER	185.2	4	173.4	3	162.6	1	97.6	2	78.3	5	139,4
53	CHEVRON B16 FVC - 1970	TSRC22	X. GALANT	184.6	2	182.4	3	175.4	4	96.2	1	76.6	5	143,0
51	LOLA T70 Mk III B - 1969	TSRC18	S. LYNN	183.3	1	96.3	2							139,8
45	FERRARI 365 GTB/4 Gr.IV - 1972	GTS27	A. RITTWEGER	181.8	4	178.8	3	174.5	5	141.2	1	84.4	2	152,1
27	COSTIN NATHAN 1000 GT - 1968	TSRC14	F. BOURDIN	180.9	3	157.2	1	156.5	4	85.4	2	70.5	5	130,1
36	PORSCHE 910 - 1967	TSRC16	J. RUDOLPH	180.3	2	166.3	1	148.9	3	72.4	4			142,0
34	CHEVRON B16 FVC - 1970	TSRC22	C. REMNANT	178.8	1	105.1	2							142,0
48	DUCKHAMS LM 72 - 1971	TSRC29	J. NICOLET	176.8	4	172.1	3	163.3	1	158.1	5	109.5	2	156,0
11	PORSCHE 908/2 - 1969	TSRC17	D. PIRES	176.2	1	173.7	3	156.5	4	96.7	2	88.8	5	138,4





# 8-9-10 | 20 JUILLET 16



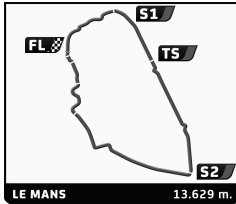
## PLATEAU 5 - GRID 5 LE MANS CLASSIC 2016 NIGHT SESSION

### Best Top Speeds

Nr	Car	Class	Top Speed Driver	Top 1		Top 2		Top 3		Top 4		Top 5		Avg
				Kph	Lap	Kph	Lap	Kph	Lap	Kph	Lap	Kph	Lap	
9	ALPINE A 110 1300S - 1968	GTS14	J. PREVOT	167.6	2	112.6	3	104.0	1					128,1
15	CHEVRON B19 - 1970	TSRC22	M. LAUBER	167.3	3	163.8	1	136.7	4	102.1	2			142,5
73	CHEVROLET Corvette C3 - 1970	GTS22	N. FRADIN	166.3	1	146.3	4	141.2	3	90.6	2	74.0	5	123,7
6	PORSCHE 906 - 1966	TSRC16	M. SALA	165.5	1	139.2	3	98.1	4	88.0	2	55.7	5	109,3
28	CHEVRON B16 FVC - 1969	TSRC22	J. SHELDON	161.6	1	150.7	3	103.6	2	66.8	4			120,7
62	CHEVRON B21 FVC - 1971	TSRC22	C. GADAIS	160.4	3	148.0	1	128.4	4	100.5	2	79.6	5	123,4
72	CHEVROLET Corvette C3 - 1968	GTS17	R. HUBER GUTIERREZ	158.6	1	118.6	2							138,6
5	FORD GT40 - 1966	TSRC18	M. DONCIEUX	157.7	1									157,7
79	BMW 2002 TI Gr. II - 1969	TC14	M. RENAVAND	149.9	3	149.7	1	141.0	4	90.4	2	85.0	5	123,2
7	CHEVRON B16 Mazda - 1970	TSRC23	O. CAZALIERES	105.0	1									105,0
52	DE TOMASO Pantera Gr. IV - 1972	GTS27	F. HEBRARD											
38	LIGIER JS 1 - 1969	TSRC18												
18	PORSCHE 906 - 1966	TSRC16	G. FELLNER											
23	PORSCHE 917 - 1969	TSRC18												
61	PORSCHE 911 2,5 ST - 1972	GTS26	E. BENEZET											
69	LIGIER JS 3 DFV - 1971	TSRC23												
26	FERRARI 365 GTB/4 Spider NART - 1972	TSRC30	M. ABELLAN											
21	FERRARI 365 GTB/4 Gr. IV - 1970	GTS22												
81	PORSCHE 911 S 2.2L - 1969	GTS16												
8	LOLA T70 Mk III - 1966	TSRC18												
37	PORSCHE 908/3 - 1971	TSRC23	F. PERRODO											
3	LOLA T212 FVC - 1971	TSRC22												
1	PORSCHE 911 T/R - 1968	GTS16												
76	CHEVRON B19 - 1971	TSRC22	M. BIANCO											
29	PORSCHE 911 2,5 ST - 1972	GTS26												
30	PORSCHE 906 - 1966	TSRC16	R. ROCHER											
82	HEALEY SR2 - 1968	TSRC16												
39	LOLA T70 Mk III B - 1969	TSRC18												



8-9-10 | 20  
JUILLET | 16



**PLATEAU 5 - GRID 5**  
LE MANS CLASSIC 2016  
NIGHT SESSION

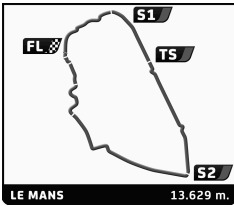
Fastest Lap Sequence

Practice Time	Drivers	Car	Class	Time	Kph	Lap
5:53.286	44 R. GOETHE / S. HALL	LOLA T70 Mk III B - 1969	TSRC18	<b>4:48.778</b>	169.9	1
10:21.767	44 R. GOETHE / S. HALL	LOLA T70 Mk III B - 1969	TSRC18	<b>4:28.481</b>	182.7	2





8-9-10 | 20  
JUILLET | 16



PLATEAU 5 - GRID 5  
LE MANS CLASSIC 2016  
NIGHT SESSION

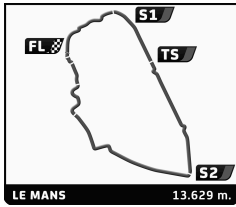
Analysis

Personal Best Session Best B Crossing the finish line in pit lane

Table with columns: Lap, D, Time, Sector 1, Sector 2, Sector 3, Kph, Elapsed. Rows are grouped by driver number (2, 4, 5, 6, 7, 9, 10, 11, 12, 14, 15, 16, 17, 18) and include car models and driver names.



8-9-10 | 20  
JUILLET | 16



PLATEAU 5 - GRID 5  
LE MANS CLASSIC 2016  
NIGHT SESSION

Analysis

Personal Best Session Best B Crossing the finish line in pit lane

Table with columns: Lap, D, Time, Sector 1, Sector 2, Sector 3, Kph, Elapsed. It lists race results for various drivers and cars, including Eric MESTDAGH, John SHELDON, Thierry de LATRE DU BOSQUEA, David TOMLIN, Joseph ZAGO, Gérard BESSON, Michel ABELLAN, François BOURDIN, John SHELDON, Romain ROCHER, David HART, Sandy WATSON, Richard MILLE, Charlie REMNANT, and Gianluca RATTAZZI.

RICHARD MILLE



Le Point



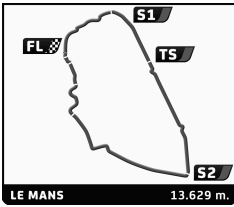
ARTCURIAL // Motorcars







8-9-10 | 20  
JUILLET | 16



PLATEAU 5 - GRID 5  
LE MANS CLASSIC 2016  
NIGHT SESSION

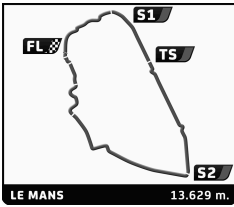
Analysis

Personal Best Session Best B Crossing the finish line in pit lane

Table with columns: Lap, D, Time, Sector 1, Sector 2, Sector 3, Kph, Elapsed. Contains race data for drivers 36-52, including names, car models, and lap times.



8-9-10 | 20  
JUILLET | 16



PLATEAU 5 - GRID 5  
LE MANS CLASSIC 2016  
NIGHT SESSION

Analysis

Personal Best Session Best B Crossing the finish line in pit lane

Table with 14 columns: Lap, D, Time, Sector 1, Sector 2, Sector 3, Kph, Elapsed. Rows 3-5.

53 CHEVRON B16 FVC - 1970 TSRC22  
1.Xavier GALANT  
2.Vincent NEURRISSE  
Table with 7 columns: Lap, D, Time, Sector 1, Sector 2, Sector 3, Kph, Elapsed. Rows 1-6.

59 CHEVRON B8 BMW - 1968 TSRC16  
1.Tina Marianne KOK  
Table with 7 columns: Lap, D, Time, Sector 1, Sector 2, Sector 3, Kph, Elapsed. Rows 1-6.

54 PORSCHE 910 - 1967 TSRC16  
1.John ROMANO  
2.Bob GETT  
Table with 7 columns: Lap, D, Time, Sector 1, Sector 2, Sector 3, Kph, Elapsed. Rows 1-6.

60 FORD GT40 - 1969 TSRC18  
1.Philippe VANDROMME  
2.Paul BELMONDO  
Table with 7 columns: Lap, D, Time, Sector 1, Sector 2, Sector 3, Kph, Elapsed. Rows 1-5.

55 LOLA T70 Mk III - 1968 TSRC18  
1.Toni SEILER  
Table with 7 columns: Lap, D, Time, Sector 1, Sector 2, Sector 3, Kph, Elapsed. Rows 1-6.

61 PORSCHE 911 2.5 ST - 1972 GTS26  
1.Eddy BENEZET  
Table with 7 columns: Lap, D, Time, Sector 1, Sector 2, Sector 3, Kph, Elapsed. Rows 1-5.

56 CHEVRON B8 BMW - 1968 TSRC16  
1.Jean BRANDENBURG  
2.Raphaël FAVARO  
Table with 7 columns: Lap, D, Time, Sector 1, Sector 2, Sector 3, Kph, Elapsed. Rows 1-7.

62 CHEVRON B21 FVC - 1971 TSRC22  
1.Christophe GADAIS  
2.Romain BELLETESTE  
Table with 7 columns: Lap, D, Time, Sector 1, Sector 2, Sector 3, Kph, Elapsed. Rows 1-5.

57 CHEVRON B8 BMW - 1969 TSRC16  
1.John EMBERSON  
2.Bill WYKEHAM  
Table with 7 columns: Lap, D, Time, Sector 1, Sector 2, Sector 3, Kph, Elapsed. Rows 1-5.

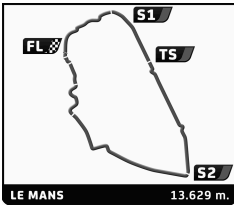
63 LOLA T70 Mk III - 1967 TSRC18  
1.Christophe GADAIS  
2.Romain BELLETESTE  
Table with 7 columns: Lap, D, Time, Sector 1, Sector 2, Sector 3, Kph, Elapsed. Rows 1-5.

58 PORSCHE 908 LH - 1968 TSRC17  
1.Gys VAN LENNEP  
2.Jean-Philippe GRAND  
3.Lionel ROBERT  
Table with 7 columns: Lap, D, Time, Sector 1, Sector 2, Sector 3, Kph, Elapsed. Rows 1-4.

64 ALPINE A 210 - 1966 TSRC15  
1.Philippe TOLLEMER  
2.Christelle TOLLEMER  
Table with 7 columns: Lap, D, Time, Sector 1, Sector 2, Sector 3, Kph, Elapsed. Rows 1-6.



8-9-10 | 20  
JUILLET | 16



PLATEAU 5 - GRID 5  
LE MANS CLASSIC 2016  
NIGHT SESSION

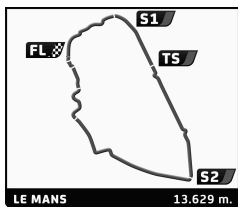
Analysis

Personal Best Session Best B Crossing the finish line in pit lane

Table with columns: Lap, D, Time, Sector 1, Sector 2, Sector 3, Kph, Elapsed. Rows are grouped by driver number (65-80) and include lap times, sector times, and overall elapsed times for various race classes.



# 8-9-10 | 20 JUILLET | 16



## PLATEAU 5 - GRID 5 LE MANS CLASSIC 2016 NIGHT SESSION

### Analysis

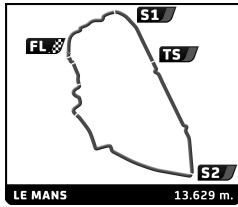
■ Personal Best   
 ■ Session Best   
 B Crossing the finish line in pit lane

Lap	D	Time	Sector 1	Sector 2	Sector 3	Kph	Elapsed	Lap	D	Time	Sector 1	Sector 2	Sector 3	Kph	Elapsed
1	1	5:23.369	59.687	2:04.148	2:19.534	151.7	6:06.040								
2	1	5:26.992	49.466	2:21.076	2:16.450	150.0	11:33.032								
3	1	5:38.202	1:36.548	1:44.941	2:16.713	145.1	17:11.234								
4	1	4:50.134	51.914	1:44.467	2:13.753	169.1	22:01.368								
5	1	5:00.400	48.865	1:51.266	2:20.269	163.3	27:01.768								
6	1	5:12.600	46.305	1:50.194	2:36.101	157.0	32:14.368								
7	1	6:17.753 <b>B</b>	49.209	2:35.707	2:52.837	129.9	38:32.121								





# 8-9-10 | 20 JUILLET | 16



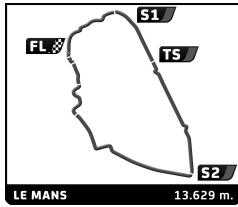
## PLATEAU 5 - GRID 5 LE MANS CLASSIC 2016 RACE 1 (43')

Starting Grid

Paul GRANT	5:48.603	82	- 41 -	81	5:20.128	PETER
MAVERICK	4:43.937	80	- 40 -	79	5:32.450	Michel RENAUVAND
			- 39 -			
			- 38 -	63	7:05.986	Christophe GADAIS
David HART	6:26.076	31	- 37 -	41	6:20.566	Urs BECK
Jacques NICOLET	6:19.772	48	- 36 -	28	5:56.853	John SHELDON
Christophe BARTHE	5:53.086	50	- 35 -	27	5:52.587	Francois BOURDIN
Jean-Pierre PREVOT	5:51.513	9	- 34 -	54	5:48.922	John ROMANO
Jean-Paul DRIOT	5:47.799	29	- 33 -	17	5:46.041	Julien BUSSOLINI
Jürgen RUDOLPH	5:44.137	36	- 32 -	6	5:41.816	Mario SALA
Ivan VERCOUTERE	5:34.844	78	- 31 -	1	5:34.215	Maxence MAURICE
Philippe TOLLEMER	5:31.308	64	- 30 -	61	5:26.334	Eddy BENEZET
Gaby von OPPENHEIM	5:23.584	10	- 29 -	52	5:21.400	Francois HEBRARD
MR JOHN OF B	5:20.900	38	- 28 -	18	5:20.321	Gerald FELLNER
Pierre AVIRON-VIOLET	5:18.878	40	- 27 -	65	5:16.042	Rainer BECKER
Michel ABELLAN	5:13.349	26	- 26 -	56	5:12.851	Jean BRANDENBURG
Franck TROUILLARD	5:11.275	14	- 25 -	30	5:09.846	Romain ROCHER
Ralf HUBER GUTIERREZ	5:09.155	72	- 24 -	11	5:06.476	Dener Jorge PIRES
Tina Marianne KOK	5:06.221	59	- 23 -	21	5:05.164	Pierre MELLINGER
Robert DUBLER	5:04.905	74	- 22 -	45	5:04.597	Alexander RITTWEGER
Jürgen BODEN	5:02.909	47	- 21 -	39	5:01.952	Grant TROMANS
Thierry de LATRE DU BOSQUEAU	5:01.918	20	- 20 -	5	4:58.770	Marc DONCIEUX
Philippe VANDROMME	4:57.368	60	- 19 -	77	4:57.159	Marc GODFROY
Christophe GADAIS	4:56.642	62	- 18 -	32	4:55.365	Sandy WATSON
Afschin FATEMI	4:53.596	66	- 17 -	53	4:53.149	Xavier GALANT
Joseph ZAGO	4:52.347	24	- 16 -	57	4:51.498	John EMBERSON
Frank JACOB	4:48.060	16	- 15 -	73	4:45.794	Norbert FRADIN
Olivier CAZALIERES	4:45.531	7	- 14 -	46	4:43.832	Martin O'CONNELL
Mauro POPONCINI	4:43.505	67	- 13 -	15	4:42.199	Martin LAUBER
Charlie REMNANT	4:42.094	34	- 12 -	51	4:41.477	Shaun LYNN
Gérard BESSON	4:41.335	25	- 11 -	2	4:41.083	Peter VÖGELE
François PERRODO	4:39.922	37	- 10 -	4	4:39.823	David FRANKLIN
John GOODMAN	4:37.805	75	- 9 -	68	4:37.621	Chris MAC ALLISTER
Richard MILLE	4:36.288	43	- 8 -	22	4:35.327	David TOMLIN
Gys VAN LENNEP	4:35.280	58	- 7 -	8	4:33.608	Jean-Marc MERLIN
Richard MILLE	4:31.481	33	- 6 -	55	4:30.704	Toni SEILER
Serge KRIKNOFF SEISS	4:30.048	3	- 5 -	76	4:27.856	Maurizio BIANCO
Pierre-Alain FRANCE	4:27.238	70	- 4 -	44	4:26.886	Roald GOETHE



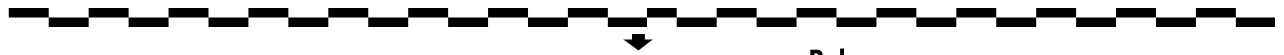
**8 - 9 - 10 | 20**  
**JUILLET | 16**



**PLATEAU 5 - GRID 5**  
**LE MANS CLASSIC 2016**  
**RACE 1 (43')**

Starting Grid

Carlos MONTEVERDE	4:26.259	23	- 3 -	35	4:25.512	Gianluca RATAZZI
Eric DE DONCKER	4:24.514	42	- 2 -	69	4:23.747	MR JOHN OF B
Eric MESTDAGH	4:22.176	19	- 1 -	12	4:21.415	Claude NAHUM



Pole

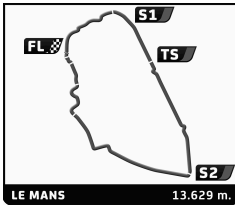
Stewards:	Timekeeper:
-----------	-------------







# 8-9-10 | 20 JUILLET | 16



## LE MANS CLASSIC 2016

PLATEAU 5 - GRID 5

RACE 1 (43')

### Final Classification

Drivers	Vehicle	Laps	Total Time	Penalty	Gap	Kph	Lap	Time	Kph
---------	---------	------	------------	---------	-----	-----	-----	------	-----

5 MIN. PENALTY TO CAR N° 47 DUE TO DEC. 11  
 3 MIN. PENALTY TO CAR N° 79 DUE TO DEC. 12  
 3.30 MIN. PENALTY TO CAR N° 4 DUE TO DEC. 33

Published at: .....	Track Status: <b>DRY</b>
<b>Stewards:</b>	<b>Timekeeper:</b>

### RICHARD MILLE



Le Point



ARTCURIAL // Motorcars

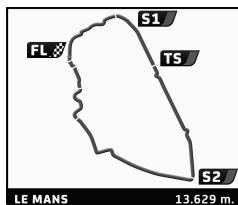








# 8-9-10 | 20 JUILLET | 16



## PLATEAU 5 - GRID 5 LE MANS CLASSIC 2016 RACE 1

### Final Classification By Performance Index

Nr Drivers	Car	Class	Qualifying				Index
			Time	Laps	Total Time	Coefficient	
61 48 Jacques NICOLET	DUCKHAMS LM 72 - 1971	TSRC29	6'19.772	4	31:16.311	1,400	<b>43'46.835</b>
62 31 David HART	LOLA T70 Mk III B - 1969	TSRC18	6'26.076	3	30:51.613	1,250	<b>51'26.021</b>
63 80 MAVERICK	CHEVROLET Corvette - 1971	GTS22	4'43.937	2	27:55.889	1,160	<b>1:04'48.062</b>
64 27 François BOURDIN / Pierre FILLON / Pierre NICOLET	COSTIN NATHAN 1000 GT - 1968	TSRC14	5'52.587	3	57:00.000	1,050	<b>1:19'48.000</b>
65 17 Julien BUSSOLINI / Jean Marc BUSSOLINI	PORSCHE 914/6 GT - 1970	GTS21	5'46.041	3	57:00.000	1,110	<b>1:24'21.600</b>
66 56 Jean BRANDENBURG / Raphaël FAVARO	CHEVRON B8 BMW - 1968	TSRC16	5'12.851	3	57:00.000	1,150	<b>1:27'24.000</b>
67 58 Gys VAN LENNEP / Jean-Philippe GRAND / Lionel ROBERT	PORSCHE 908 LH - 1968	TSRC17	4'35.280	2	57:00.000	1,200	<b>2:16'48.000</b>
68 8 Jean-Marc MERLIN	LOLA T70 Mk III - 1966	TSRC18	4'33.608	2	57:00.000	1,250	<b>2:22'30.000</b>
69 44 Roald GOETHE / Stuart HALL	LOLA T70 Mk III B - 1969	TSRC18	4'26.886	2	57:00.000	1,250	<b>2:22'30.000</b>
70 34 Charlie REMNANT	CHEVRON B16 FVC - 1970	TSRC22	4'42.094	2	57:00.000	1,250	<b>2:22'30.000</b>
71 69 MR JOHN OF B / David FERRER / Soheil AYARI	LIGIER JS 3 DFV - 1971	TSRC23	4'23.747	2	57:00.000	1,300	<b>2:28'12.000</b>
72 54 John ROMANO / Bob GETT	PORSCHE 910 - 1967	TSRC16	5'48.922	1	57:00.000	1,150	<b>4:22'12.000</b>
73 35 Gianluca RATAZZI / Emanuele PIRRO	ALFA ROMEO T33/3 - 1969	TSRC17	4'25.512	1	57:00.000	1,200	<b>4:33'36.000</b>
74 25 Gérard BESSON / Francis DOUGNAC	ALPINE A 220 - 1968	TSRC17	4'41.335	1	57:00.000	1,200	<b>4:33'36.000</b>
75 26 Michel ABELLAN / Sebastien BOULET / Massimiliano GIRARDO	FERRARI 365 GTB/4 Spider NART - 1972	TSRC30	5'13.349	1	57:00.000	1,450	<b>5:30'36.000</b>
<b>Not started</b>							
76 38 MR JOHN OF B / David FERRER / Soheil AYARI / SIBEL	LIGIER JS 1 - 1969	TSRC18	5'20.900	1	57:00.000		<b>4:33'36.000</b>
77 39 Grant TROMANS / Richard MEADEN	LOLA T70 Mk III B - 1969	TSRC18	5'01.952	1	57:00.000		<b>4:45'00.000</b>

Published at: .....

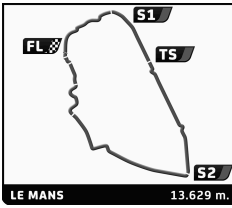
<b>Stewards:</b>	<b>Timekeeper:</b>
------------------	--------------------







8-9-10 | 20  
JUILLET | 16



PLATEAU 5 - GRID 5  
LE MANS CLASSIC 2016  
RACE 1

Final Classification

Nr.	Drivers	Car	Cl	Time	Lap	Total	Gap	Kph
63	27 F. BOURDIN / P. FILLON / P. NICOLET	COSTIN NATHAN 1000 GT - 1968	TSRC14	<b>6:50.604</b>	2	3 +2:30.442	+34.409	<b>119.5</b>
64	31 D. HART	LOLA T70 Mk III B - 1969	TSRC18	<b>9:11.001</b>	3	3 +4:50.839	2:20.397	<b>89.0</b>
<b>Fastest Lap</b>				Lap 2	Claude NAHUM	<b>4:20.162</b>		188.6 Kph

5 MIN. PENALTY TO CAR N° 47 DUE TO DEC. 11  
3 MIN. PENALTY TO CAR N° 79 DUE TO DEC. 12

Published at: .....

Track Status:

**DRY**

Stewards:

Timekeeper:



Le Point

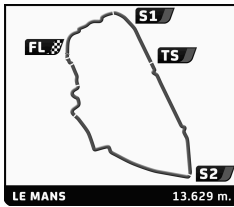


ARTCURIAL  
// Motorcars





# 8-9-10 | 20 JUILLET | 16



## PLATEAU 5 - GRID 5 LE MANS CLASSIC 2016 RACE 1

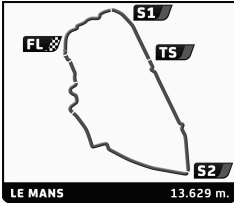
### Lap Chart

		LAP				
Nr	Pos	Pos	1	2	3	4
12	<b>1</b>	12	12	12	12	12
19	<b>2</b>	19	69	42	42	42
69	<b>3</b>	69	42	23	23	23
42	<b>4</b>	42	23	43	43	43
35	<b>5</b>	35	55	55	55	55
23	<b>6</b>	23	19	19	19	19
44	<b>7</b>	44	43	76	76	76
70	<b>8</b>	70	76	46	46	70
76	<b>9</b>	76	44	37	37	45
3	<b>10</b>	3	33	33	33	21
55	<b>11</b>	55	3	44	22	4
33	<b>12</b>	33	37	8	70	46
8	<b>13</b>	8	58	22	51	66
58	<b>14</b>	58	46	4	4	51
22	<b>15</b>	22	8	51	75	37
43	<b>16</b>	43	22	75	2	33
68	<b>17</b>	68	75	2	3	59
75	<b>18</b>	75	4	70	20	2
4	<b>19</b>	4	51	3	15	3
37	<b>20</b>	37	2	20	73	14
2	<b>21</b>	2	15	15	68	22
25	<b>22</b>	25	68	68	16	72
51	<b>23</b>	51	25	73	7	75
34	<b>24</b>	34	73	34	48	30
15	<b>25</b>	15	16	16	60	10
67	<b>26</b>	67	34	7	62	16
46	<b>27</b>	46	70	48	5	47
7	<b>28</b>	7	7	60	24	62
73	<b>29</b>	73	20	5	47	20
16	<b>30</b>	16	24	62	77	5
57	<b>31</b>	57	60	24	66	77
24	<b>32</b>	24	66	47	53	53
53	<b>33</b>	53	53	77	32	57
66	<b>34</b>	66	5	66	57	28
32	<b>35</b>	32	47	53	28	24
62	<b>36</b>	62	67	32	45	73
77	<b>37</b>	77	62	67	21	48
60	<b>38</b>	60	57	57	74	68
5	<b>39</b>	5	32	45	63	15
20	<b>40</b>	20	77	28	67	32
39	<b>41</b>	39	45	74	59	60
47	<b>42</b>	47	74	58	14	63
45	<b>43</b>	45	21	21	72	7
74	<b>44</b>	74	48	63	30	74
21	<b>45</b>	21	11	11	11	67
59	<b>46</b>	59	59	59	61	81
11	<b>47</b>	11	28	14	10	11
72	<b>48</b>	72	72	72	65	65
30	<b>49</b>	30	14	30	56	61
14	<b>50</b>	14	63	61	52	6
56	<b>51</b>	56	30	65	6	40
26	<b>52</b>	26	31	56	40	41
65	<b>53</b>	65	65	52	81	29
40	<b>54</b>	40	61	18	78	50
18	<b>55</b>	18	56	69	41	64
38	<b>56</b>	38	18	10	17	78
52	<b>57</b>	52	52	6	64	52
10	<b>58</b>	10	10	40	29	
61	<b>59</b>	61	6	81	50	
64	<b>60</b>	64	40	78	27	





# 8-9-10 | 20 JUILLET | 16



## PLATEAU 5 - GRID 5 LE MANS CLASSIC 2016 RACE 1

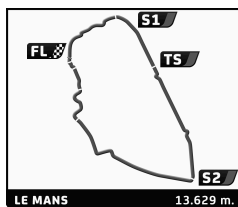
### Lap Chart

LE MANS		13.629 m.			
78	62	78	81	41	18
6	63	6	78	17	36
36	64	36	64	64	79
17	65	17	41	29	9
29	66	29	17	50	31
54	67	54	29	36	
9	68	9	54	27	
27	69	27	50	79	
50	70	50	36	9	
28	71	28	9	31	
48	72	48	79	80	
41	73	41	27		
31	74	31	80		
63	75	63	35		
79		79			
80		80			
81		81			
82		82			





# 8-9-10 | 20 JUILLET | 16



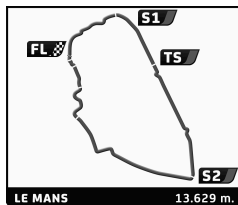
## PLATEAU 5 - GRID 5 LE MANS CLASSIC 2016 RACE 1

### Best Sector Times

SECTOR 1			SECTOR 2			SECTOR 3			Pos	Nr	Ideal Lap	Best Lap
Pos	Nr	Time	Nr	Time	Nr	Time						
1	46	41.165	42	1:36.750	69	2:00.379	1	12	4:20.054	4:20.162	(1)	
2	48	41.444	12	1:36.905	12	2:00.827	2	42	4:23.528	4:23.947	(2)	
3	37	41.894	43	1:36.943	23	2:02.148	3	23	4:24.410	4:26.863	(4)	
4	12	42.322	69	1:37.825	42	2:02.914	4	43	4:24.863	4:25.474	(3)	
5	23	42.328	55	1:39.721	46	2:03.179	5	69	4:24.888			
6	76	42.642	23	1:39.934	55	2:03.467	6	46	4:24.998	4:27.558	(5)	
7	43	43.099	19	1:40.453	37	2:03.910	7	55	4:26.979	4:31.589	(9)	
8	22	43.191	46	1:40.654	19	2:04.687	8	19	4:29.025	4:29.525	(6)	
9	51	43.364	20	1:40.784	43	2:04.821	9	70	4:31.006	4:31.859	(11)	
10	33	43.592	4	1:41.154	70	2:05.458	10	20	4:31.415	4:31.543	(8)	
11	20	43.720	70	1:41.505	20	2:06.911	11	76	4:31.802	4:31.802	(10)	
12	55	43.791	33	1:41.633	76	2:07.068	12	48	4:31.941	4:34.532	(13)	
13	42	43.864	51	1:41.784	33	2:07.629	13	33	4:32.854	4:33.183	(12)	
14	19	43.885	76	1:42.092	22	2:07.679	14	51	4:34.975	4:36.910	(16)	
15	70	44.043	2	1:42.311	58	2:08.045	15	22	4:35.357	4:36.382	(14)	
16	44	44.057	48	1:42.350	48	2:08.147	16	3	4:36.476	4:53.227	(29)	
17	3	44.202	75	1:43.005	3	2:08.367	17	8	4:36.692	4:37.273	(17)	
18	15	44.501	8	1:43.469	8	2:08.589	18	4	4:36.902	4:36.902	(15)	
19	8	44.634	3	1:43.907	44	2:09.636	19	44	4:37.651	4:39.966	(19)	
20	2	44.735	44	1:43.958	51	2:09.827	20	2	4:38.021	4:38.021	(18)	
21	75	44.970	22	1:44.487	4	2:10.230	21	15	4:39.628	4:46.770	(21)	
22	4	45.518	15	1:44.556	15	2:10.571	22	75	4:40.101	4:40.101	(20)	
23	25	45.557	25	1:44.960	2	2:10.975	23	25	4:44.680			
24	62	45.839	58	1:45.023	75	2:12.126	24	16	4:46.401	4:50.713	(26)	
25	16	45.957	28	1:46.819	16	2:13.246	25	73	4:47.289	4:49.586	(24)	
26	28	46.056	73	1:47.024	34	2:13.502	26	34	4:48.311	4:48.311	(22)	
27	34	46.637	16	1:47.198	73	2:13.553	27	28	4:49.526	4:50.341	(25)	
28	69	46.684	60	1:47.446	25	2:14.163	28	68	4:49.754	4:51.631	(27)	
29	73	46.712	68	1:47.711	68	2:15.277	29	62	4:50.873	4:53.124	(28)	
30	68	46.766	47	1:47.872	62	2:16.179	30	60	4:51.000	4:54.159	(30)	
31	63	46.792	63	1:47.891	28	2:16.651	31	58	4:51.008			
32	60	46.850	5	1:48.106	60	2:16.704	32	63	4:53.092	4:54.958	(32)	
33	57	47.318	34	1:48.172	66	2:17.360	33	77	4:53.962	4:55.096	(33)	
34	66	47.349	77	1:48.473	24	2:17.711	34	5	4:54.206	4:54.716	(31)	
35	77	47.351	62	1:48.855	32	2:18.100	35	47	4:55.121	4:56.397	(34)	
36	5	47.620	74	1:49.991	77	2:18.138	36	66	4:55.763	5:01.590	(39)	
37	24	47.713	21	1:50.395	63	2:18.409	37	24	4:56.655	5:01.327	(37)	
38	67	47.717	53	1:50.645	5	2:18.480	38	32	4:56.834	4:57.476	(35)	
39	32	47.810	32	1:50.924	21	2:18.679	39	21	4:57.232	5:02.541	(42)	
40	53	47.821	66	1:51.054	53	2:19.091	40	53	4:57.557	5:01.101	(36)	
41	47	47.994	24	1:51.231	47	2:19.255	41	57	4:58.002	5:02.385	(41)	
42	21	48.158	57	1:51.324	67	2:19.331	42	67	4:58.730	5:01.442	(38)	
43	11	48.296	45	1:51.645	57	2:19.360	43	74	5:00.206	5:02.108	(40)	
44	74	48.326	31	1:51.651	45	2:21.052	44	45	5:01.324	5:02.592	(43)	
45	45	48.627	67	1:51.682	74	2:21.889	45	14	5:09.545	5:09.545	(44)	
46	14	49.267	14	1:54.700	31	2:24.755	46	11	5:10.242	5:16.421	(46)	
47	65	50.476	72	1:54.747	11	2:25.271	47	59	5:13.071	5:13.988	(45)	
48	52	50.587	59	1:55.221	14	2:25.578	48	30	5:14.196	5:17.954	(49)	
49	30	50.619	52	1:55.400	30	2:26.025	49	52	5:16.484	5:26.896	(51)	
50	18	50.690	11	1:56.675	61	2:26.574	50	72	5:17.370	5:17.489	(48)	
51	59	50.827	30	1:57.552	59	2:27.023	51	31	5:17.893	9:11.001	(64)	
52	56	51.426	56	1:58.407	65	2:27.940	52	56	5:18.862	5:34.064	(52)	



# 8-9-10 | 20 JUILLET | 16



## PLATEAU 5 - GRID 5 LE MANS CLASSIC 2016 RACE 1

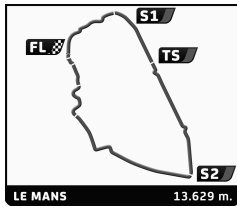
### Best Sector Times

Pos	SECTOR 1		SECTOR 2		SECTOR 3		Pos	Nr	Ideal Lap	Best Lap
	Nr	Time	Nr	Time	Nr	Time				
53	17	52.045	18	1:59.605	56	2:29.029	53	65	5:19.035	5:19.866 (50)
54	78	52.183	65	2:00.619	18	2:29.687	54	18	5:19.982	
55	40	52.278	54	2:00.722	72	2:29.701	55	10	5:27.220	6:16.195 (62)
56	41	52.415	40	2:01.513	52	2:30.497	56	6	5:27.556	6:15.896 (61)
57	10	52.574	41	2:02.322	6	2:30.766	57	41	5:28.005	6:10.486 (55)
58	54	52.867	78	2:02.642	10	2:31.440	58	78	5:29.762	6:10.801 (56)
59	72	52.922	10	2:03.206	41	2:33.268	59	40	5:29.771	6:11.521 (58)
60	50	53.030	6	2:03.689	81	2:33.436	60	54	5:30.616	
61	6	53.101	64	2:05.737	64	2:33.830	61	64	5:33.122	6:12.653 (60)
62	64	53.555	17	2:06.484	78	2:34.937	62	17	5:33.656	6:10.457 (54)
63	29	55.102	29	2:09.016	17	2:35.127	63	29	5:39.686	6:12.223 (59)
64	27	55.236	79	2:10.344	29	2:35.568	64	50	5:43.300	6:03.545 (53)
65	79	56.257	50	2:12.628	40	2:35.980	65	79	5:54.397	
66	9	56.366	36	2:13.355	54	2:37.027	66	36	5:56.320	
67	36	57.284	27	2:15.868	50	2:37.642	67	27	5:56.978	6:50.604 (63)
68	58	57.940	9	2:16.438	36	2:45.681	68	37	5:57.200	4:29.804 (7)
69	31	1:01.487	80	2:24.596	27	2:45.874	69	9	6:01.722	
70	81	1:27.443	37	3:11.396	79	2:47.796	70	81	7:41.730	6:11.223 (57)
71	80	11:24.532	81	3:40.851	9	2:48.918	71	80	17:42.205	





# 8-9-10 | 20 JUILLET 16



## PLATEAU 5 - GRID 5 LE MANS CLASSIC 2016 RACE 1

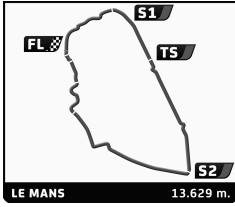
### Best Top Speeds

Nr	Car	Class	Top Speed Driver	Top 1		Top 2		Top 3		Top 4		Top 5		Avg
				Kph	Lap	Kph	Lap	Kph	Lap	Kph	Lap	Kph	Lap	
70	LOLA T70 Mk III B - 1969	TSRC18	P. FRANCE	275.9	1	262.0	2	126.2	3	90.1	4			188,6
42	LOLA T70 Mk III B - 1969	TSRC18	E. DE DONCKER	273.2	1	270.4	2	266.5	3	83.7	4			223,5
46	CHEVRON B19 - 1971	TSRC22	M. O'CONNELL	271.8	3	240.7	1	238.0	2	93.0	4			210,9
69	LIGIER JS 3 DFV - 1971	TSRC23	MR JOHN OF B	270.4	1	154.8	2							212,6
43	MATRA 660-01 - 1971	TSRC23	R. MILLE	267.1	2	256.5	3	250.6	1	75.5	4			212,4
12	LOLA T70 Mk III - 1968	TSRC18	C. NAHUM	265.2	1	257.1	2	251.2	3	74.0	4			211,9
33	LOLA T70 Mk III B - 1969	TSRC18	R. MILLE	263.9	3	236.5	2	234.5	1	99.6	4			208,6
19	LOLA T70 Mk III B - 1973	TSRC18	E. MESTDAGH	263.9	1	258.3	3	251.2	2	74.7	4			212,0
68	CHEVRON B16 FVC - 1970	TSRC22	C. MAC ALLISTER	262.0	2	232.5	1	181.2	3	99.1	4			193,7
15	CHEVRON B19 - 1970	TSRC22	M. LAUBER	260.1	2	243.9	1	138.8	3	96.4	4			184,8
44	LOLA T70 Mk III B - 1969	TSRC18	R. GOETHE	252.9	1	221.2	2							237,1
47	ALPINE A 220 - 1969	TSRC17	J. BODEN	252.3	2	209.3	1	201.6	3	80.5	4			185,9
34	CHEVRON B16 FVC - 1970	TSRC22	C. REMNANT	248.9	2	204.6	1							226,8
31	LOLA T70 Mk III B - 1969	TSRC18	D. HART	247.8	1	99.5	3	77.5	2					141,6
55	LOLA T70 Mk III - 1968	TSRC18	T. SEILER	246.6	1	232.5	2	225.7	3	72.9	4			194,4
3	LOLA T212 FVC - 1971	TSRC22	S. KRUKNOFF SEISS	246.6	1	215.9	2	104.0	3	101.7	4			167,1
2	PORSCHE 917 - 1969	TSRC18	P. VÖGELE	246.1	1	240.7	3	240.1	2	95.9	4			205,7
20	LOLA T70 Mk III - 1966	TSRC18	T. de LATRE DU BOUSSAY	245.0	2	195.5	1	128.4	3	72.5	4			160,4
62	CHEVRON B21 FVC - 1971	TSRC22	C. GADAIS	243.3	2	213.8	1	181.5	3	79.7	4			179,6
22	LOLA T210 - 1970	TSRC22	D. TOMLIN	242.3	1	218.1	3	210.1	2	93.2	4			190,9
66	PORSCHE 911 RS 3L - 1973	GTS27	A. FATEMI	241.7	2	219.8	1	179.7	3	96.9	4			184,5
75	CHEVROLET Corvette C3 Greenwood - 1971	GTS22	J. GOODMAN	240.1	1	239.1	2	233.0	3	93.1	4			201,3
67	LOLA T212 FVC - 1971	TSRC22	M. POPONCINI	240.1	2	190.0	1	121.0	3	100.4	4			162,9
73	CHEVROLET Corvette C3 - 1970	GTS22	N. FRADIN	239.1	2	235.0	3	211.3	1	93.9	4			194,8
51	LOLA T70 Mk III B - 1969	TSRC18	S. LYNN	237.0	2	217.2	1	169.9	3	93.2	4			179,3
60	FORD GT40 - 1969	TSRC18	P. VANDROMME	237.0	2	221.2	3	183.0	1	97.8	4			184,8
32	CHEVRON B8 BMW - 1968	TSRC16	S. WATSON	236.5	2	195.5	1	167.3	3	92.0	4			172,8
53	CHEVRON B16 FVC - 1970	TSRC22	X. GALANT	234.0	2	218.1	1	164.5	3	83.0	4			174,9
4	FERRARI 312 P - 1969	TSRC18	D. FRANKLIN	232.0	1	231.5	2	227.2	3	92.0	4			195,7
58	PORSCHE 908 LH - 1968	TSRC17	G. VAN LENNEP	231.5	2	220.7	1							226,1
65	PORSCHE 910 - 1968	TSRC16	R. BECKER	231.5	2	198.3	1	110.0	4	83.2	3			155,8
48	DUCKHAMS LM 72 - 1971	TSRC29	J. NICOLET	228.6	1	216.4	2	181.8	3	100.4	4			181,8
14	PORSCHE 906 - 1966	TSRC16	F. TROUILLARD	226.7	2	208.1	1	97.1	4	78.6	3			152,6
63	LOLA T70 Mk III - 1967	TSRC18	C. GADAIS	225.7	1	209.3	2	142.6	3	104.8	4			170,6
77	CHEVROLET Corvette C3 - 1971	GTS22	M. GODFROY	222.5	2	185.5	1	183.9	3	81.6	4			168,4
8	LOLA T70 Mk III - 1966	TSRC18	J. MERLIN	222.5	2	213.8	1							218,2
25	ALPINE A 220 - 1968	TSRC17	G. BESSON	222.1	1									222,1
57	CHEVRON B8 BMW - 1969	TSRC16	J. EMBERSON	221.6	2	174.5	1	126.8	3	87.8	4			152,7
64	ALPINE A 210 - 1966	TSRC15	P. TOLLEMER	217.2	2	193.7	1	101.8	3	96.9	4			152,4
41	PORSCHE 911 S 2.2L - 1970	GTS21	U. BECK	216.4	1	201.6	2	94.4	3	86.3	4			149,7
28	CHEVRON B16 FVC - 1969	TSRC22	J. SHELTON	215.9	1	104.5	3	98.3	4					139,6
10	ALPINE A 210 - 1966	TSRC15	G. von OPPENHEIM	215.1	2	203.5	1	108.8	3	90.3	4			154,4
16	LOLA T210 - 1970	TSRC22	F. JACOB	213.4	1	210.9	2	161.4	3	88.0	4			168,4
50	PORSCHE 914/6 GT - 1970	GTS21	C. BARTHE	211.3	1	203.5	2	101.3	3	90.9	4			151,8
72	CHEVROLET Corvette C3 - 1968	GTS17	R. HUBER GUTIERREZ	209.7	2	169.7	1	92.0	4	85.4	3			139,2
59	CHEVRON B8 BMW - 1968	TSRC16	T. KOK	208.5	1	196.9	2	100.1	4	81.2	3			146,7
40	CHEVRON B8 BMW - 1968	TSRC16	P. AVIRON-VIOLET	204.6	1	202.3	2	99.1	3	95.8	4			150,5
54	PORSCHE 910 - 1967	TSRC16	J. ROMANO	203.5	1									203,5
78	PORSCHE 911 2.0l - 1966	GTS16	I. VERCOUTERE	202.3	2	177.4	1	97.7	4	91.9	3			142,3
45	FERRARI 365 GTB/4 Gr.IV - 1972	GTS27	A. RITTWEGER	199.7	2	168.9	1	89.2	3	86.4	4			136,1
17	PORSCHE 914/6 GT - 1970	GTS21	J. BUSSOLINI	199.4	2	195.5	1	100.9	3					165,3





# 8-9-10 | 20 JUILLET 16



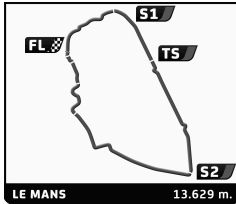
## PLATEAU 5 - GRID 5 LE MANS CLASSIC 2016 RACE 1

### Best Top Speeds

Nr	Car	Class	Top Speed Driver	Top 1		Top 2		Top 3		Top 4		Top 5		Avg
				Kph	Lap	Kph	Lap	Kph	Lap	Kph	Lap	Kph	Lap	
6	PORSCHE 906 - 1966	TSRC16	M. SALA	198.7	1	175.4	2	111.9	3	85.5	4			142,9
24	CHEVRON B16 FVC - 1970	TSRC22	J. ZAGO	197.6	2	196.2	1	185.5	3	88.3	4			166,9
5	FORD GT40 - 1966	TSRC18	M. DONCIEUX	197.6	1									197,6
11	PORSCHE 908/2 - 1969	TSRC17	D. PIRES	194.1	2	193.4	1	94.7	4	81.8	3			141,0
56	CHEVRON B8 BMW - 1968	TSRC16	J. BRANDENBURG	193.7	2	160.2	1	79.6	3					144,5
27	COSTIN NATHAN 1000 GT - 1968	TSRC14	F. BOURDIN	193.4	2	169.7	1	79.9	3					147,7
74	CHEVROLET Corvette C3 - 1968	GTS17	R. DUBLER	191.0	2	171.3	1	110.5	4	89.5	3			140,6
36	PORSCHE 910 - 1967	TSRC16	J. RUDOLPH	185.2	1	177.9	2	86.9	3					150,0
9	ALPINE A 110 1300S - 1968	GTS14	J. PREVOT	180.9	1	161.6	2	89.3	3					143,9
79	BMW 2002 TI Gr. II - 1969	TC14	M. RENAUND	177.1	2	140.4	1	86.5	3					134,7
80	CHEVROLET Corvette - 1971	GTS22	MAVERICK	154.3	1	81.8	2							118,1
35	ALFA ROMEO T33/3 - 1969	TSRC17	G. RATTAZZI	76.8	1									76,8
81	PORSCHE 911 S 2.2L - 1969	GTS16	PETER											
76	CHEVRON B19 - 1971	TSRC22	M. BIANCO											
26	FERRARI 365 GTB/4 Spider NART - 1972	TSRC30												
23	PORSCHE 917 - 1969	TSRC18	C. MONTEVERDE											
82	HEALEY SR2 - 1968	TSRC16												
39	LOLA T70 Mk III B - 1969	TSRC18												
37	PORSCHE 908/3 - 1971	TSRC23	F. PERRODO											
21	FERRARI 365 GTB/4 Gr.IV - 1970	GTS22	P. MELLINGER											
61	PORSCHE 911 2,5 ST - 1972	GTS26	E. BENEZET											
52	DE TOMASO Pantera Gr. IV - 1972	GTS27	F. HEBRARD											
7	CHEVRON B16 Mazda - 1970	TSRC23	O. CAZALIERES											
29	PORSCHE 911 2,5 ST - 1972	GTS26	J. DRIOT											
30	PORSCHE 906 - 1966	TSRC16	R. ROCHER											
38	LIGIER JS 1 - 1969	TSRC18												
18	PORSCHE 906 - 1966	TSRC16	G. FELLNER											



# 8-9-10 | 20 JUILLET | 16



## PLATEAU 5 - GRID 5 LE MANS CLASSIC 2016 RACE 1

### Fastest Lap Sequence

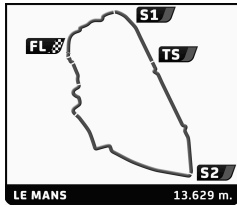
Practice Time	Drivers	Car	Class	Time	Kph	Lap
8:42.749	12 C. NAHUM / B. THUNER	LOLA T70 Mk III - 1968	TSRC18	<b>4:20.162</b>	188.6	2







8-9-10 | 20  
JUILLET | 16



PLATEAU 5 - GRID 5  
LE MANS CLASSIC 2016  
RACE 1

Sector Analysis

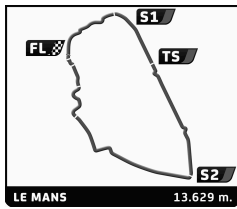
Personal Best Session Best B Crossing the finish line in pit lane

Table with columns: Lap, D, Time, Sector 1, Sector 2, Sector 3, T. Spd, Elapsed. Rows are grouped by driver and car model, showing lap-by-lap performance data.





8-9-10 | 20  
JUILLET | 16



PLATEAU 5 - GRID 5  
LE MANS CLASSIC 2016  
RACE 1

Sector Analysis

Personal Best Session Best B Crossing the finish line in pit lane

Table with columns: Lap, D, Time, Sector 1, Sector 2, Sector 3, T. Spd, Elapsed. Rows are grouped by driver and lap number (19-36).

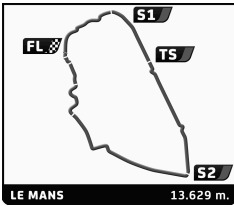
RICHARD MILLE

EFG





8-9-10 | 20  
JUILLET | 16



PLATEAU 5 - GRID 5  
LE MANS CLASSIC 2016  
RACE 1

Sector Analysis

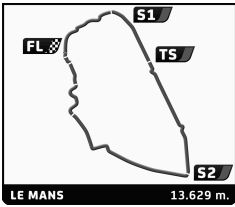
Personal Best Session Best B Crossing the finish line in pit lane

Table with columns: Lap, D, Time, Sector 1, Sector 2, Sector 3, T. Spd, Elapsed. Rows include driver names, car models, and performance data for laps 1-4 across various race numbers (37, 40, 41, 42, 43, 44, 45, 46, 47, 48, 50, 51, 52, 53, 54, 55).





8-9-10 | 20  
JUILLET | 16



PLATEAU 5 - GRID 5  
LE MANS CLASSIC 2016  
RACE 1

Sector Analysis

Personal Best Session Best B Crossing the finish line in pit lane

Table with columns: Lap, D, Time, Sector 1, Sector 2, Sector 3, T. Spd, Elapsed. Rows include driver names, car models, and lap times for various race numbers (56-72).

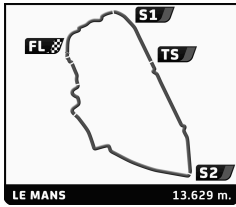
RICHARD MILLE







# 8-9-10 | 20 JUILLET | 16



## PLATEAU 5 - GRID 5 LE MANS CLASSIC 2016 RACE 1

### Sector Analysis

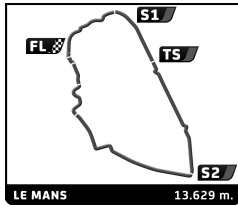
■ Personal Best   
 ■ Session Best   
 ■ Crossing the finish line in pit lane

Lap	D	Time	Sector 1	Sector 2	Sector 3	T. Spd	Elapsed	Lap	D	Time	Sector 1	Sector 2	Sector 3	T. Spd	Elapsed
CHEVROLET Corvette C3 - 1970															
73								81							
1.Norbert FRADIN								1. PETER							
2.Eric HELARY								2.Patrick SIMON							
1	1	5:01.682	1:01.009	1:47.120	2:13.553	211.3	5:01.682	1	1	6:09.307		2:33.436			6:09.307
2	1	4:49.586	46.733	1:47.024	2:15.829	239.1	9:51.268	2	1	6:11.223			3:16.458		12:20.530
3	1	8:33.427 B	46.712	2:48.752	4:57.963	235.0	18:24.695	3	1	9:39.384 B	1:27.443	3:40.851	4:31.090		21:59.914
4	1	12:51.202	4:54.898	3:50.554	4:05.750	93.9	31:15.897	4	1	10:20.431			3:00.593		32:20.345
CHEVROLET Corvette C3 - 1968															
74															
1.Robert DUBLER				3.Hans HAUSER											
2.Amanda HENNESSY				4.Christian SCHOBER											
1	1	5:28.417	1:12.240	1:54.288	2:21.889	171.3	5:28.417								
2	1	5:02.108	49.109	1:49.991	2:23.008	191.0	10:30.525								
3	1	8:42.651 B	48.326	3:30.062	4:24.263	89.5	19:13.176								
4	1	12:13.547	4:18.061	3:50.410	4:05.076	110.5	31:26.723								
CHEVROLET Corvette C3 Greenwood - 1971															
75															
1.John GOODMAN															
2.Rob HALL															
1	1	4:50.213	54.021	1:43.848	2:12.344	240.1	4:50.213								
2	1	4:40.101	44.970	1:43.005	2:12.126	239.1	9:30.314								
3	1	8:41.415 B	45.198	3:01.444	4:54.773	233.0	18:11.729								
4	1	12:50.511	4:46.252	3:53.752	4:10.507	93.1	31:02.240								
CHEVRON B19 - 1971															
76															
1.Maurizio BIANCO															
2.Daive MAZZOLENI															
1	1	4:41.012	48.999	1:43.705	2:08.308		4:41.012								
2	1	4:31.802	42.642	1:42.092	2:07.068		9:12.814								
3	1	8:42.134	43.326	3:10.244	4:48.564		17:54.948								
4	1	10:00.424 B	1:20.826	3:53.727	4:45.871		27:55.372								
CHEVROLET Corvette C3 - 1971															
77															
1.Marc GODFROY															
1	1	5:25.152	1:07.268	1:56.140	2:21.744	185.5	5:25.152								
2	1	4:55.096	48.485	1:48.473	2:18.138	222.5	10:20.248								
3	1	8:29.223 B	47.351	2:36.222	5:05.650	183.9	18:49.471								
4	1	12:21.546	4:20.578	3:53.439	4:07.529	81.6	31:11.017								
PORSCHÉ 911 2.0i - 1966															
78															
1.Ivan VERCOUTERE				3.Ralf KELLEENERS											
2.Charles RUPP															
1	1	6:10.264	1:29.933	2:05.394	2:34.937	177.4	6:10.264								
2	1	6:10.801	52.183	2:02.642	3:15.976	202.3	12:21.065								
3	1	9:41.221 B	1:27.459	3:41.652	4:32.110	91.9	22:02.286								
4	1	10:35.872	3:32.867	3:56.418	3:06.587	97.7	32:38.158								
BMW 2002 TI Gr. II - 1969															
79															
1.Michel RENAVAND															
2.Philippe BONNY															
1	1	6:42.139	1:39.743	2:14.600	2:47.796	140.4	6:42.139								
2	1	6:55.349 B	56.257	2:10.344	3:48.748	177.1	13:37.488								
3	1	14:17.392	5:42.166	3:52.712	4:42.514	86.5	27:54.880								
CHEVROLET Corvette - 1971															
80															
1. MAVERICK															
1	1	7:56.594 B	1:38.921	2:24.596	3:53.077	154.3	7:56.594								
2	1	19:59.295	...	3:52.253	4:42.510	81.8	27:55.889								





# 8-9-10 | 20 JUILLET | 16



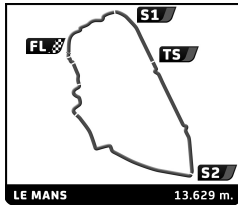
## PLATEAU 5 - GRID 5 LE MANS CLASSIC 2016 RACE 2 (43')

Starting Grid

			- 41 -	82		Paul GRANT
PETER	6:11.223	81	- 40 -	80		MAVERICK
			- 39 -			
			- 38 -	39		Grant TROMANS
MR JOHN OF B		38	- 37 -	26		Michel ABELLAN
John ROMANO		54	- 36 -	35		Gianluca RATAZZI
G�rard BESSON		25	- 35 -	69		MR JOHN OF B
Gys VAN LENNEP		58	- 34 -	79		Michel RENAIVAND
Jean-Pierre PREVOT		9	- 33 -	36		J�rgen RUDOLPH
Gerald FELLNER		18	- 32 -	31	9:11.001	David HART
Francois BOURDIN	6:50.604	27	- 31 -	10	6:16.195	Gaby von OPPENHEIM
Mario SALA	6:15.896	6	- 30 -	64	6:12.653	Philippe TOLLEMER
Jean-Paul DRIOT	6:12.223	29	- 29 -	40	6:11.521	Pierre AVIRON-VIOLET
Ivan VERCOUTERE	6:10.801	78	- 28 -	41	6:10.486	Urs BECK
Julien BUSSOLINI	6:10.457	17	- 27 -	50	6:03.545	Christophe BARTHE
Jean BRANDENBURG	5:34.064	56	- 26 -	52	5:26.896	Francois HEBRARD
Rainer BECKER	5:19.866	65	- 25 -	30	5:17.954	Romain ROCHER
Ralf HUBER GUTIERREZ	5:17.489	72	- 24 -	61	5:17.354	Eddy BENEZET
Dener Jorge PIRES	5:16.421	11	- 23 -	59	5:13.988	Tina Marianne KOK
Franck TROUILLARD	5:09.545	14	- 22 -	45	5:02.592	Alexander RITTWEGER
Pierre MELLINGER	5:02.541	21	- 21 -	57	5:02.385	John EMBERSON
Robert DUBLER	5:02.108	74	- 20 -	66	5:01.590	Afschin FATEMI
Mauro POPONCINI	5:01.442	67	- 19 -	24	5:01.327	Joseph ZAGO
Xavier GALANT	5:01.101	53	- 18 -	32	4:57.476	Sandy WATSON
J�rgen BODEN	4:56.397	47	- 17 -	77	4:55.096	Marc GODFROY
Christophe GADAIS	4:54.958	63	- 16 -	5	4:54.716	Marc DONCIEUX
Philippe VANDROMME	4:54.159	60	- 15 -	3	4:53.227	Serge KRIKNOFF SEISS
Christophe GADAIS	4:53.124	62	- 14 -	68	4:51.631	Chris MAC ALLISTER
Frank JACOB	4:50.713	16	- 13 -	28	4:50.341	John SHELDON
Norbert FRADIN	4:49.586	73	- 12 -	7	4:49.254	Olivier CAZALIERES
Charlie REMNANT	4:48.311	34	- 11 -	15	4:46.770	Martin LAUBER
John GOODMAN	4:40.101	75	- 10 -	44	4:39.966	Roald GOETHE
Peter V�GELE	4:38.021	2	- 9 -	8	4:37.273	Jean-Marc MERLIN
Shaun LYNN	4:36.910	51	- 8 -	4	4:36.902	David FRANKLIN
David TOMLIN	4:36.382	22	- 7 -	48	4:34.532	Jacques NICOLET
Richard MILLE	4:33.183	33	- 6 -	70	4:31.859	Pierre-Alain FRANCE
Maurizio BIANCO	4:31.802	76	- 5 -	55	4:31.589	Toni SEILER
Thierry de LATRE DU BOSQUEAU	4:31.543	20	- 4 -	37	4:29.804	Francois PERRODO



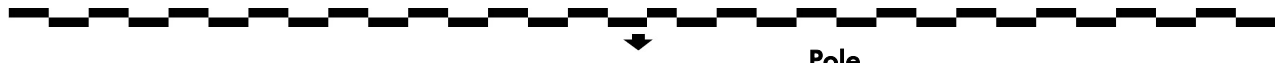
8-9-10 | 20  
JUILLET | 16



**PLATEAU 5 - GRID 5**  
LE MANS CLASSIC 2016  
RACE 2 (43')

Starting Grid

Eric MESTDAGH	4:29.525	19	- 3 -	46	4:27.558	Martin O'CONNELL
Carlos MONTEVERDE	4:26.863	23	- 2 -	43	4:25.474	Richard MILLE
Eric DE DONCKER	4:23.947	42	- 1 -	12	4:20.162	Claude NAHUM



Pole

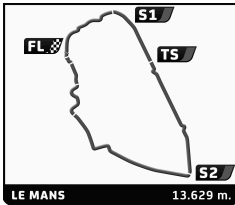
Stewards:	Timekeeper:
-----------	-------------







# 8-9-10 | 20 JUILLET | 16



## LE MANS CLASSIC 2016

PLATEAU 5 - GRID 5

RACE 2 (40')

### Final Classification

Drivers	Vehicle	Laps	Total Time	Penalty	Gap	Kph	Lap	Time	Kph
---------	---------	------	------------	---------	-----	-----	-----	------	-----

RESULTS WITH APPLIED STEWARDS DECISIONS N. 11, 12, 35, 36, 37, 38 AND 40

Published at: .....

Track Status:

**DRY**

Stewards:

Timekeeper:

**RICHARD MILLE**



Le Point



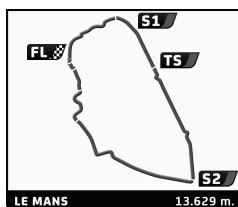
ARTCURIAL  
// Motorcars







# 8-9-10 | 20 JUILLET | 16



## PLATEAU 5 - GRID 5 LE MANS CLASSIC 2016 RACE 2

### Final Classification By Performance Index

Nr Drivers	Car	Class	Qualifying			Coefficient	Index	
			Time	Laps	Total Time			
61 43	Richard MILLE / Yvan MAHE	MATRA 660-01 - 1971	TSRC23	4'36.288	4	57:00.000	1,300	<b>2:28'12.000</b>
62 64	Philippe TOLLEMER / Christelle TOLLEMER	ALPINE A 210 - 1966	TSRC15	5'31.308	3	57:00.000	1,100	<b>2:47'12.000</b>
63 60	Philippe VANDROMME / Paul BELMONDO	FORD GT40 - 1969	TSRC18	4'57.368	3	57:00.000	1,250	<b>3:10'00.000</b>
64 45	Alexander RITTWEGER / Bernd GEORGI	FERRARI 365 GTB/4 Gr.IV - 1972	GTS27	5'04.597	3	57:00.000	1,260	<b>3:11'31.200</b>
65 4	David FRANKLIN	FERRARI 312 P - 1969	TSRC18	4'39.823	2	57:00.000	1,250	<b>4:45'00.000</b>
66 82	Paul GRANT / Erik STAES	HEALEY SR2 - 1968	TSRC16	5'48.603	1	57:00.000	1,150	<b>8:44'24.000</b>
67 23	Carlos MONTEVERDE / Gary PEARSON / Andrew SMITH	PORSCHE 917 - 1969	TSRC18	4'26.259	1	57:00.000	1,250	<b>9:30'00.000</b>
68 46	Martin O'CONNELL / Andrew KIRKALDY	CHEVRON B19 - 1971	TSRC22	4'43.832	1	57:00.000	1,250	<b>9:30'00.000</b>
<b>Not started</b>								
69 54	John ROMANO / Bob GETT	PORSCHE 910 - 1967	TSRC16	5'48.922	1	57:00.000		<b>8:44'24.000</b>
70 38	MR JOHN OF B / David FERRER / Soheil AYARI / SIBEL	LIGIER JS 1 - 1969	TSRC18	5'20.900	1	57:00.000		<b>9:07'12.000</b>
71 58	Gys VAN LENNEP / Jean-Philippe GRAND / Lionel ROBERT	PORSCHE 908 LH - 1968	TSRC17	4'35.280	1	57:00.000		<b>9:07'12.000</b>
72 39	Grant TROMANS / Richard MEADEN	LOLA T70 Mk III B - 1969	TSRC18	5'01.952	1	57:00.000		<b>9:30'00.000</b>
73 44	Roald GOETHE / Stuart HALL	LOLA T70 Mk III B - 1969	TSRC18	4'26.886	1	57:00.000		<b>9:30'00.000</b>
74 8	Jean-Marc MERLIN	LOLA T70 Mk III - 1966	TSRC18	4'33.608	1	57:00.000		<b>9:30'00.000</b>
75 19	Eric MESTDAGH	LOLA T70 Mk III B - 1973	TSRC18	4'22.176	1	57:00.000		<b>9:30'00.000</b>
76 31	David HART	LOLA T70 Mk III B - 1969	TSRC18	6'26.076	1	57:00.000		<b>9:30'00.000</b>
77 15	Martin LAUBER / Edward LAUBER	CHEVRON B19 - 1970	TSRC22	4'42.199	1	57:00.000		<b>9:30'00.000</b>
78 26	Michel ABELLAN / Sebastien BOULET / Massimiliano GIRARDO	FERRARI 365 GTB/4 Spider NART - 1972	TSRC30	5'13.349	1	57:00.000		<b>11:01'12.000</b>

Published at: .....

Stewards:

Timekeeper:

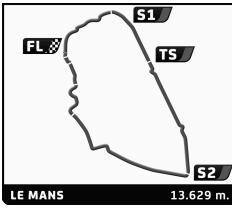








8-9-10 | 20  
JUILLET | 16



PLATEAU 5 - GRID 5  
LE MANS CLASSIC 2016  
RACE 2

Final Classification

Nr.	Drivers	Car	Cl	Time	Lap	Total	Gap	Kph
63	27 F. BOURDIN / P. FILLON / P. NICOLET	COSTIN NATHAN 1000 GT - 1968	TSRC14	<b>5:45.510</b>	3	7 +3:31.945	+7.347	<b>142.0</b>
64	9 J. PREVOT / C. CHAMBORD	ALPINE A 110 1300S - 1968	GTS14	<b>5:47.428</b>	3	7 +3:30.027	+1.918	<b>141.2</b>
<b>Fastest Lap</b>				Lap 3	Jacques NICOLET	<b>4:17.455</b>		190.6 Kph

RESULTS WITH APPLIED STEWARDS DECISIONS N. 11, 12, 35, 36, 37, 38 AND 40

Published at: .....

Track Status:

**DRY**

Stewards:

Timekeeper:



Le Point

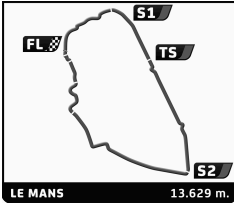


ARTCURIAL  
// Motorcars





8-9-10 | 20  
JUILLET | 16



PLATEAU 5 - GRID 5  
LE MANS CLASSIC 2016  
RACE 2

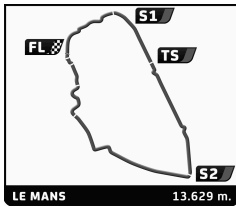
Lap Chart

		LAP								
Nr	Pos	Pos.	1	2	3	4	5	6	7	8
12	<b>1</b>	12	42	42	42	42	51	42	42	42
42	<b>2</b>	42	12	12	12	12	33	37	12	12
43	<b>3</b>	43	43	43	43	43	20	12	37	51
23	<b>4</b>	23	46	37	48	48	22	51	51	37
46	<b>5</b>	46	55	48	37	51	32	48	48	48
19	<b>6</b>	19	37	55	55	37	42	55	55	55
37	<b>7</b>	37	48	51	51	55	12	70	35	35
20	<b>8</b>	20	51	70	70	70	37	35	70	70
55	<b>9</b>	55	70	76	76	76	16	2	33	2
76	<b>10</b>	76	76	33	33	33	48	33	2	33
70	<b>11</b>	70	33	20	20	20	55	76	76	76
33	<b>12</b>	33	4	2	2	2	3	20	20	20
48	<b>13</b>	48	20	22	22	22	73	22	22	22
22	<b>14</b>	22	2	68	68	32	47	80	3	16
4	<b>15</b>	4	22	32	32	68	80	68	80	80
51	<b>16</b>	51	73	7	7	7	70	16	16	68
8	<b>17</b>	8	7	73	34	16	57	3	47	47
2	<b>18</b>	2	68	16	16	34	76	47	68	32
44	<b>19</b>	44	32	34	73	35	2	32	32	62
75	<b>20</b>	75	16	28	69	3	35	73	69	34
15	<b>21</b>	15	28	62	62	69	24	69	62	25
34	<b>22</b>	34	34	63	28	73	68	34	73	63
7	<b>23</b>	7	62	3	35	62	34	62	34	7
73	<b>24</b>	73	63	69	3	63	62	63	25	67
28	<b>25</b>	28	5	5	63	47	66	25	63	73
16	<b>26</b>	16	3	60	5	80	63	7	7	66
68	<b>27</b>	68	60	47	60	25	7	66	66	11
62	<b>28</b>	62	47	35	47	57	77	5	67	5
3	<b>29</b>	3	77	57	25	5	53	77	77	77
60	<b>30</b>	60	66	66	57	66	25	67	11	53
5	<b>31</b>	5	57	77	66	77	69	11	53	69
63	<b>32</b>	63	53	25	80	24	5	53	5	57
77	<b>33</b>	77	67	80	77	67	67	57	57	
47	<b>34</b>	47	69	67	67	53	11	24	72	
32	<b>35</b>	32	35	24	24	28	72	72	24	
53	<b>36</b>	53	24	53	53	74	74	56	59	
24	<b>37</b>	24	74	74	74	14	30	30	56	
67	<b>38</b>	67	45	45	45	11	65	59	52	
66	<b>39</b>	66	11	14	14	21	56	75	30	
74	<b>40</b>	74	14	11	11	59	75	65	75	
57	<b>41</b>	57	21	21	21	75	61	52	65	
21	<b>42</b>	21	25	59	59	30	81	61	61	
45	<b>43</b>	45	80	72	30	10	79	18	18	
14	<b>44</b>	14	59	30	75	81	59	40	41	
59	<b>45</b>	59	72	10	10	61	17	41	81	
11	<b>46</b>	11	65	65	65	56	52	81	79	
61	<b>47</b>	61	30	75	81	65	18	79	17	
72	<b>48</b>	72	10	61	61	78	41	17	10	
30	<b>49</b>	30	75	81	56	36	40	10	29	
65	<b>50</b>	65	61	56	72	18	10	29	6	
52	<b>51</b>	52	81	40	52	17	29	50	50	
56	<b>52</b>	56	41	4	40	79	50	6	14	
50	<b>53</b>	50	40	41	78	50	78	78	78	
17	<b>54</b>	17	17	52	36	72	6	14	36	
41	<b>55</b>	41	78	78	18	9	14	36	21	
78	<b>56</b>	78	56	36	41	27	21	21	40	
40	<b>57</b>	40	36	18	17	41	36	27	27	
29	<b>58</b>	29	52	17	64	40	9	9	9	
64	<b>59</b>	64	29	79	79	52	27			
6	<b>60</b>	6	18	64	29	29				





8-9-10 | 20  
JUILLET | 16



PLATEAU 5 - GRID 5  
LE MANS CLASSIC 2016  
RACE 2

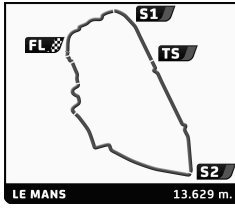
Lap Chart

10	61	10	79	29	50	6
27	62	27	64	50	6	
31	63	31	23	6	9	
18	64	18	50	9	27	
36	65	36	6	27		
9	66	9	9			
79	67	79	82			
58	68	58	27			
69	69	69				
25	70	25				
35	71	35				
54	72	54				
26	73	26				
38	74	38				
39	75	39				
80		80				
81		81				
82		82				





# 8-9-10 | 20 JUILLET 16



## PLATEAU 5 - GRID 5 LE MANS CLASSIC 2016 RACE 2

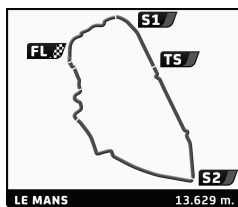
### Best Sector Times

SECTOR 1			SECTOR 2			SECTOR 3			Pos	Nr	Ideal Lap	Best Lap
Pos	Nr	Time	Nr	Time	Nr	Time						
1	37	40.737	42	1:35.424	48	1:58.298	1	48	4:16.403	4:17.455 (1)		
2	48	40.751	12	1:35.933	37	1:59.477	2	42	4:17.549	4:17.549 (2)		
3	46	40.858	43	1:36.146	42	1:59.886	3	12	4:18.197	4:18.500 (3)		
4	51	41.651	55	1:36.415	12	1:59.985	4	43	4:18.790	4:19.729 (4)		
5	22	41.988	51	1:36.754	43	2:00.351	5	51	4:20.097	4:21.052 (5)		
6	42	42.239	48	1:37.354	55	2:01.562	6	55	4:20.590	4:21.638 (7)		
7	12	42.279	70	1:38.078	51	2:01.692	7	37	4:20.603	4:21.462 (6)		
8	43	42.293	76	1:38.104	35	2:01.704	8	70	4:22.535	4:22.582 (8)		
9	33	42.489	35	1:38.333	70	2:01.953	9	35	4:22.761	4:28.155 (12)		
10	70	42.504	33	1:38.760	76	2:02.009	10	76	4:22.773	4:22.773 (9)		
11	55	42.613	20	1:38.837	46	2:02.559	11	33	4:24.168	4:25.521 (10)		
12	32	42.658	69	1:39.414	33	2:02.919	12	46	4:24.195			
13	76	42.660	2	1:40.158	32	2:04.871	13	20	4:27.137	4:27.289 (11)		
14	35	42.724	37	1:40.389	20	2:05.081	14	69	4:29.112	4:29.112 (13)		
15	68	42.858	46	1:40.778	2	2:05.501	15	2	4:29.519	4:31.225 (14)		
16	69	43.102	80	1:41.811	68	2:05.588	16	32	4:32.411	4:32.788 (15)		
17	20	43.219	4	1:41.950	22	2:06.584	17	68	4:32.976	4:33.098 (16)		
18	3	43.542	25	1:42.198	69	2:06.596	18	22	4:33.636	4:34.527 (17)		
19	62	43.742	3	1:42.954	3	2:08.103	19	3	4:34.599	4:34.944 (18)		
20	34	43.779	60	1:44.429	25	2:08.545	20	25	4:35.241	4:35.241 (19)		
21	16	43.843	68	1:44.530	34	2:08.658	21	34	4:36.994	4:36.994 (20)		
22	2	43.860	34	1:44.557	4	2:09.636	22	4	4:37.213			
23	28	44.470	63	1:44.841	62	2:09.861	23	80	4:38.189	4:39.416 (22)		
24	25	44.498	32	1:44.882	16	2:10.138	24	62	4:38.512	4:39.508 (23)		
25	63	44.537	62	1:44.909	80	2:10.493	25	16	4:39.087	4:39.678 (24)		
26	4	45.627	22	1:45.064	73	2:11.724	26	63	4:42.434	4:42.434 (25)		
27	57	45.663	16	1:45.106	28	2:11.933	27	73	4:42.597	4:44.178 (27)		
28	73	45.731	73	1:45.142	47	2:12.223	28	28	4:42.677	4:43.255 (26)		
29	80	45.885	5	1:45.856	57	2:12.720	29	60	4:45.792	4:48.127 (30)		
30	53	45.924	28	1:46.274	63	2:13.056	30	47	4:46.130	4:46.434 (28)		
31	66	46.153	67	1:47.046	67	2:13.582	31	57	4:46.620	4:48.334 (32)		
32	67	46.321	47	1:47.267	60	2:14.294	32	5	4:46.873	4:47.977 (29)		
33	11	46.437	77	1:47.898	24	2:14.312	33	67	4:46.949	4:48.227 (31)		
34	47	46.640	57	1:48.237	5	2:14.334	34	66	4:49.646	4:50.420 (33)		
35	5	46.683	53	1:48.633	66	2:14.381	35	77	4:51.237	4:52.182 (35)		
36	60	47.069	66	1:49.112	77	2:16.267	36	24	4:51.477	4:51.477 (34)		
37	77	47.072	11	1:49.499	11	2:17.071	37	53	4:52.256	4:53.289 (36)		
38	24	47.086	74	1:50.022	53	2:17.699	38	11	4:53.007	4:54.112 (37)		
39	14	47.647	24	1:50.079	14	2:20.496	39	74	4:59.582	5:00.729 (38)		
40	21	47.720	45	1:50.596	45	2:20.502	40	45	5:00.344	5:00.746 (39)		
41	74	48.096	52	1:51.450	56	2:20.744	41	14	5:01.054	5:01.054 (40)		
42	59	48.357	59	1:52.389	30	2:21.113	42	59	5:02.755	5:06.203 (43)		
43	75	48.732	14	1:52.911	74	2:21.464	43	21	5:03.793	5:03.793 (41)		
44	56	48.904	75	1:53.694	21	2:21.968	44	75	5:04.594	5:07.534 (44)		
45	81	49.157	21	1:54.105	59	2:22.009	45	56	5:05.061	5:05.524 (42)		
46	45	49.246	72	1:54.365	81	2:22.061	46	52	5:05.717	5:12.301 (48)		
47	30	49.346	56	1:55.413	75	2:22.168	47	30	5:07.292	5:08.845 (46)		
48	52	49.498	81	1:56.396	61	2:22.386	48	81	5:07.614	5:08.178 (45)		
49	61	49.718	61	1:56.615	10	2:23.690	49	61	5:08.719	5:10.028 (47)		
50	65	49.850	30	1:56.833	65	2:24.734	50	10	5:11.126	5:13.451 (50)		
51	10	49.960	40	1:57.337	52	2:24.769	51	72	5:12.205	5:14.400 (51)		
52	18	50.220	10	1:57.476	40	2:26.082	52	65	5:12.476	5:12.714 (49)		





8-9-10 | 20  
JUILLET | 16



PLATEAU 5 - GRID 5  
LE MANS CLASSIC 2016  
RACE 2

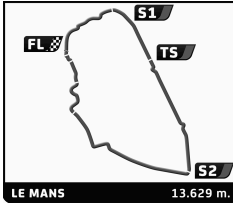
Best Sector Times

Pos	SECTOR 1		SECTOR 2		SECTOR 3		Pos	Nr	Ideal Lap	Best Lap
	Nr	Time	Nr	Time	Nr	Time				
53	40	50.310	65	1:57.892	18	2:26.209	53	40	5:13.729	5:17.272 (52)
54	36	50.715	41	2:00.312	72	2:27.077	54	18	5:17.108	5:20.731 (53)
55	72	50.763	18	2:00.679	41	2:28.613	55	41	5:20.648	5:23.539 (56)
56	17	51.072	78	2:00.745	36	2:28.960	56	36	5:21.781	5:23.247 (55)
57	78	51.309	36	2:02.106	78	2:29.769	57	78	5:21.823	5:23.001 (54)
58	64	51.654	64	2:02.373	64	2:31.058	58	64	5:25.085	5:25.085 (57)
59	41	51.723	79	2:03.998	79	2:31.111	59	79	5:27.034	5:28.529 (58)
60	79	51.925	6	2:04.611	17	2:31.269	60	17	5:29.466	5:31.674 (59)
61	50	52.286	29	2:06.167	6	2:33.916	61	6	5:31.030	5:35.081 (61)
62	6	52.503	17	2:07.125	29	2:33.999	62	29	5:32.735	5:34.063 (60)
63	29	52.569	50	2:08.285	50	2:35.227	63	50	5:35.798	5:38.163 (62)
64	9	53.373	23	2:08.955	27	2:35.338	64	9	5:43.828	5:47.428 (64)
65	27	53.636	9	2:11.309	9	2:39.146	65	27	5:45.278	5:45.510 (63)





# 8-9-10 | 20 JUILLET 16



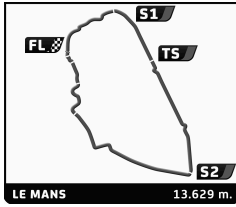
## PLATEAU 5 - GRID 5 LE MANS CLASSIC 2016 RACE 2

### Best Top Speeds

Nr	Car	Class	Top Speed Driver	Top 1		Top 2		Top 3		Top 4		Top 5		Avg
				Kph	Lap	Kph	Lap	Kph	Lap	Kph	Lap	Kph	Lap	
6	PORSCHE 906 - 1966	TSRC16	M. SALA	206.9	3	196.2	2	194.4	7	194.1	1	177.1	6	193,7
9	ALPINE A 110 1300S - 1968	GTS14	J. PREVOT	204.2	1	198.3	3	197.2	2	189.7	4	169.4	7	191,8
72	CHEVROLET Corvette C3 - 1968	GTS17	R. HUBER GUTIERREZ	203.8	1	200.8	7	194.8	3	191.3	4	189.7	2	196,1
75	CHEVROLET Corvette C3 Greenwood - 1971	GTS22	J. GOODMAN	202.0	3	202.0	7	201.2	4	189.4	1	181.5	6	195,2
27	COSTIN NATHAN 1000 GT - 1968	TSRC14	F. BOURDIN	198.3	1	191.7	2	191.0	4	190.3	7	189.7	6	192,2
17	PORSCHE 914/6 GT - 1970	GTS21	J. BUSSOLINI	195.5	4	193.7	2	192.7	1	192.4	3	187.4	7	192,3
30	PORSCHE 906 - 1966	TSRC16	R. ROCHER											
31	LOLA T70 Mk III B - 1969	TSRC18												
29	PORSCHE 911 2,5 ST - 1972	GTS26	J. DRIOT											
15	CHEVRON B19 - 1970	TSRC22												
18	PORSCHE 906 - 1966	TSRC16	G. FELLNER											
39	LOLA T70 Mk III B - 1969	TSRC18												
23	PORSCHE 917 - 1969	TSRC18	C. MONTEVERDE											
81	PORSCHE 911 S 2.2L - 1969	GTS16	PETER											
21	FERRARI 365 GTB/4 Gr.IV - 1970	GTS22	P. MELLINGER											
54	PORSCHE 910 - 1967	TSRC16												
76	CHEVRON B19 - 1971	TSRC22	M. BIANCO											
7	CHEVRON B16 Mazda - 1970	TSRC23	O. CAZALIERES											
58	PORSCHE 908 LH - 1968	TSRC17												
52	DE TOMASO Pantera Gr. IV - 1972	GTS27	F. HEBRARD											
8	LOLA T70 Mk III - 1966	TSRC18												
38	LIGIER JS 1 - 1969	TSRC18												
26	FERRARI 365 GTB/4 Spider NART - 1972	TSRC30												
44	LOLA T70 Mk III B - 1969	TSRC18												
19	LOLA T70 Mk III B - 1973	TSRC18												
82	HEALEY SR2 - 1968	TSRC16	P. GRANT											
61	PORSCHE 911 2,5 ST - 1972	GTS26	E. BENEZET											



8-9-10 | 20  
JUILLET | 16



**PLATEAU 5 - GRID 5**  
LE MANS CLASSIC 2016  
RACE 2

Fastest Lap Sequence

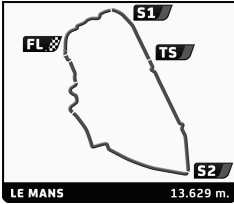
Practice Time	Drivers	Car	Class	Time	Kph	Lap
8:44.883	42 E. DE DONCKER	LOLA T70 Mk III B - 1969	TSRC18	<b>4:22.122</b>	187.2	2
8:46.222	12 C. NAHUM / B. THUNER	LOLA T70 Mk III - 1968	TSRC18	<b>4:20.434</b>	188.4	2
13:04.718	42 E. DE DONCKER	LOLA T70 Mk III B - 1969	TSRC18	<b>4:19.835</b>	188.8	3
13:05.618	12 C. NAHUM / B. THUNER	LOLA T70 Mk III - 1968	TSRC18	<b>4:19.396</b>	189.1	3
13:14.522	48 J. NICOLET	DUCKHAMS LM 72 - 1971	TSRC29	<b>4:17.455</b>	190.6	3







8-9-10 | 20  
JUILLET | 16



PLATEAU 5 - GRID 5  
LE MANS CLASSIC 2016  
RACE 2

Analysis by lap

Lapped

Table with 15 columns: Nr, Lap Time, Gap, Nr, Lap Time, Gap, Nr, Lap Time, Gap, Nr, Lap Time, Gap, Nr, Lap Time, Gap. It lists race data for 5 laps, including driver numbers, lap times, and gaps. Some cells are highlighted in blue.

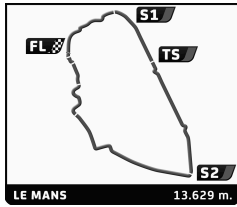
RICHARD MILLE







8-9-10 | 20  
JUILLET | 16



PLATEAU 5 - GRID 5  
LE MANS CLASSIC 2016  
RACE 2

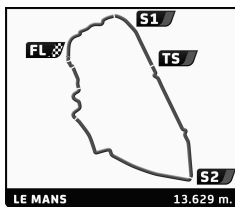
Sector Analysis

Personal Best Session Best B Crossing the finish line in pit lane

Table with columns: Lap, D, Time, Sector 1, Sector 2, Sector 3, T. Spd, Elapsed. It lists race data for 14 different cars, including driver names, car models, and lap-by-lap performance metrics.



8-9-10 | 20  
JUILLET | 16



PLATEAU 5 - GRID 5  
LE MANS CLASSIC 2016  
RACE 2

Sector Analysis

Personal Best Session Best B Crossing the finish line in pit lane

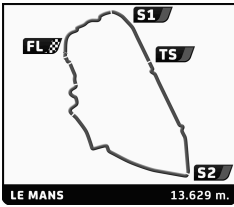
Table with columns: Lap, D, Time, Sector 1, Sector 2, Sector 3, T. Spd, Elapsed. Contains race data for drivers 16-29 across various car models like LOLA T210, PORSCHE 914/6 GT, etc.

RICHARD MILLE





8-9-10 | 20  
JUILLET | 16



PLATEAU 5 - GRID 5  
LE MANS CLASSIC 2016  
RACE 2

Sector Analysis

Personal Best Session Best B Crossing the finish line in pit lane

Table with 14 columns: Lap, D, Time, Sector 1, Sector 2, Sector 3, T. Spd, Elapsed. Rows 3-7 showing lap times for various drivers.

30 1.Romain ROCHER PORSCHE 906 - 1966 TSRC16. Table with 7 columns: Lap, D, Time, Sector 1, Sector 2, Sector 3, T. Spd, Elapsed. Rows 1-7.

32 1.Sandy WATSON 2.Martin O'CONNELL CHEVRON B8 BMW - 1968 TSRC16. Table with 7 columns: Lap, D, Time, Sector 1, Sector 2, Sector 3, T. Spd, Elapsed. Rows 1-8.

33 1.Richard MILLE 2.Carlos TAVARES LOLA T70 Mk III B - 1969 TSRC18. Table with 7 columns: Lap, D, Time, Sector 1, Sector 2, Sector 3, T. Spd, Elapsed. Rows 1-8.

34 1.Charlie REMNANT CHEVRON B16 FVC - 1970 TSRC22. Table with 7 columns: Lap, D, Time, Sector 1, Sector 2, Sector 3, T. Spd, Elapsed. Rows 1-8.

35 1.Gianluca RATTAZZI 2.Emanuele PIRRO ALFA ROMEO T33/3 - 1969 TSRC17. Table with 7 columns: Lap, D, Time, Sector 1, Sector 2, Sector 3, T. Spd, Elapsed. Rows 1-4.

36 1.Jürgen RUDOLPH 2.Stephen MITAS PORSCHE 910 - 1967 TSRC16. Table with 7 columns: Lap, D, Time, Sector 1, Sector 2, Sector 3, T. Spd, Elapsed. Rows 1-7.

37 1.François PERRODO 2.Sébastien CRUBILE 3.Emmanuel COLLARD PORSCHE 908/3 - 1971 TSRC23. Table with 7 columns: Lap, D, Time, Sector 1, Sector 2, Sector 3, T. Spd, Elapsed. Rows 1-8.

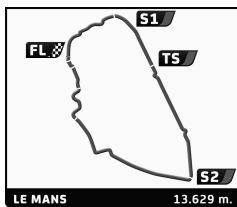
40 1.Pierre AVIRON-VIOLET 2.Serge LIBENS CHEVRON B8 BMW - 1968 TSRC16. Table with 7 columns: Lap, D, Time, Sector 1, Sector 2, Sector 3, T. Spd, Elapsed. Rows 1-7.

41 1.Urs BECK PORSCHE 911 S 2.2L - 1970 GTS21. Table with 7 columns: Lap, D, Time, Sector 1, Sector 2, Sector 3, T. Spd, Elapsed. Rows 1-7.

42 1.Eric DE DONCKER LOLA T70 Mk III B - 1969 TSRC18. Table with 7 columns: Lap, D, Time, Sector 1, Sector 2, Sector 3, T. Spd, Elapsed. Rows 1-7.



8-9-10 | 20  
JUILLET | 16



PLATEAU 5 - GRID 5  
LE MANS CLASSIC 2016  
RACE 2

Sector Analysis

Personal Best Session Best B Crossing the finish line in pit lane

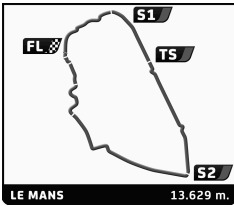
Table with columns: Lap, D, Time, Sector 1, Sector 2, Sector 3, T. Spd, Elapsed. Rows include driver names, car models, and lap times for various drivers like Richard MILLE, Alexander RITTWEGGER, etc.

RICHARD MILLE





8-9-10 | 20  
JUILLET | 16



PLATEAU 5 - GRID 5  
LE MANS CLASSIC 2016  
RACE 2

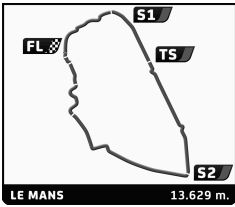
Sector Analysis

Personal Best Session Best B Crossing the finish line in pit lane

Table with columns: Lap, D, Time, Sector 1, Sector 2, Sector 3, T. Spd, Elapsed. Contains race results for drivers 59-69, including names, car models, and lap times.



8-9-10 | 20  
JUILLET | 16



PLATEAU 5 - GRID 5  
LE MANS CLASSIC 2016  
RACE 2

Sector Analysis

Personal Best Session Best B Crossing the finish line in pit lane

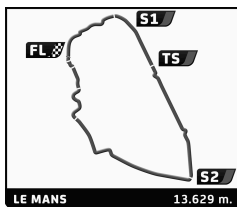
Table with columns: Lap, D, Time, Sector 1, Sector 2, Sector 3, T. Spd, Elapsed. Rows include driver names and car models for various laps (4, 5, 6, 7, 8) and race numbers (70, 72, 73, 74, 75, 76, 77, 78, 79, 80).







# 8-9-10 | 20 JUILLET | 16



## PLATEAU 5 - GRID 5 LE MANS CLASSIC 2016 RACE 2

### Sector Analysis

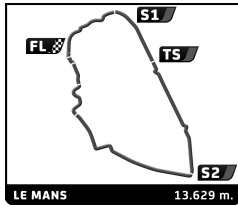
■ Personal Best   
 ■ Session Best   
 B Crossing the finish line in pit lane

Lap	D	Time	Sector 1	Sector 2	Sector 3	T. Spd	Elapsed	Lap	D	Time	Sector 1	Sector 2	Sector 3	T. Spd	Elapsed
PORSCHÉ 911 S 2.2L - 1969															
<b>81</b>		1. PETER 2. Patrick SIMON GTS16													
1	1	5:52.502	1:26.313	1:58.984	2:27.205		5:52.502								
2	1	5:11.965	49.932	1:58.542	2:23.491		11:04.467								
3	1	<span style="background-color: green;">5:08.178</span>	<span style="background-color: green;">49.157</span>	1:56.960	<span style="background-color: green;">2:22.061</span>		16:12.645								
4	1	5:43.217 <b>B</b>	50.986	<span style="background-color: green;">1:56.396</span>	2:55.835		21:55.862								
5	1	11:41.623	4:53.323	4:10.140	2:38.160		33:37.485								
6	1	5:31.427	53.981	2:05.543	2:31.903		39:08.912								
7	1	5:28.676	53.033	2:03.858	2:31.785		44:37.588								
HEALEY SR2 - 1968															
<b>82</b>		1. Paul GRANT 2. Erik STAES TSRC16													
1	1	6:22.877		<span style="background-color: green;">2:41.588</span>			6:22.877								





# 8-9-10 | 20 JUILLET | 16



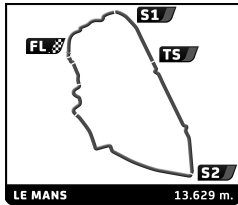
## PLATEAU 5 - GRID 5 LE MANS CLASSIC 2016 RACE 3 (40')

Starting Grid

Paul GRANT	82	- 40 -	81	5:08.178	PETER	
		- 39 -				
		- 38 -	58		Gys VAN LENNEP	
John ROMANO	54	- 37 -	44		Roald GOETHE	
Grant TROMANS	39	- 36 -	38		MR JOHN OF B	
David HART	31	- 35 -	26		Michel ABELLAN	
Eric MESTDAGH	19	- 34 -	15		Martin LAUBER	
Jean-Marc MERLIN	8	- 33 -	46		Martin O'CONNELL	
Carlos MONTEVERDE	23	- 32 -	4		David FRANKLIN	
Jean-Pierre PREVOT	5:47.428	9	- 31 -	27	5:45.510	François BOURDIN
Christophe BARTHE	5:38.163	50	- 30 -	6	5:35.081	Mario SALA
Julien BUSSOLINI	5:31.674	17	- 29 -	79	5:28.529	Michel RENAVAND
Philippe TOLLEMER	5:25.085	64	- 28 -	41	5:23.539	Urs BECK
Jürgen RUDOLPH	5:23.247	36	- 27 -	78	5:23.001	Ivan VERCOUTERE
Gerald FELLNER	5:20.731	18	- 26 -	40	5:17.272	Pierre AVIRON-VIOLET
Ralf HUBER GUTIERREZ	5:14.400	72	- 25 -	10	5:13.451	Gaby von OPPENHEIM
Rainer BECKER	5:12.714	65	- 24 -	52	5:12.301	Francois HEBERARD
Eddy BENEZET	5:10.028	61	- 23 -	30	5:08.845	Romain ROCHER
John GOODMAN	5:07.534	75	- 22 -	59	5:06.203	Tina Marianne KOK
Jean BRANDENBURG	5:05.524	56	- 21 -	21	5:03.793	Pierre MELLINGER
Franck TROUILLARD	5:01.054	14	- 20 -	45	5:00.746	Alexander RITTWEGER
Robert DUBLER	5:00.729	74	- 19 -	11	4:54.112	Dener Jorge PIRES
Xavier GALANT	4:53.289	53	- 18 -	77	4:52.182	Marc GODFROY
Joseph ZAGO	4:51.477	24	- 17 -	66	4:50.420	Afschin FATEMI
John EMBERSON	4:48.334	57	- 16 -	67	4:48.227	Mauro POPONCINI
Philippe VANDROMME	4:48.127	60	- 15 -	5	4:47.977	Marc DONCIEUX
Jürgen BODEN	4:46.434	47	- 14 -	73	4:44.178	Norbert FRADIN
John SHELDON	4:43.255	28	- 13 -	63	4:42.434	Christophe GADAIS
Frank JACOB	4:39.678	16	- 12 -	62	4:39.508	Christophe GADAIS
MAVERICK	4:39.416	80	- 11 -	7	4:38.292	Olivier CAZALIERES
Charlie REMNANT	4:36.994	34	- 10 -	25	4:35.241	Gérard BESSON
Serge KRIKNOFF SEISS	4:34.944	3	- 9 -	22	4:34.527	David TOMLIN
Chris MAC ALLISTER	4:33.098	68	- 8 -	32	4:32.788	Sandy WATSON
Peter VÖGELE	4:31.225	2	- 7 -	69	4:29.112	MR JOHN OF B
Gianluca RATTAZZI	4:28.155	35	- 6 -	20	4:27.289	Thierry de LATRE DU BOSQUEAU
Richard MILLE	4:25.521	33	- 5 -	76	4:22.773	Maurizio BIANCO
Pierre-Alain FRANCE	4:22.582	70	- 4 -	55	4:21.638	Toni SEILER
François FERRODO	4:21.462	37	- 3 -	51	4:21.052	Shaun LYNN



8-9-10 | 20  
JUILLET | 16



**PLATEAU 5 - GRID 5**  
LE MANS CLASSIC 2016  
RACE 3 (40')

Starting Grid

Richard MILLE	4:19.729	43	- 2 -	12	4:18.500	Bernard THUNER
Eric DE DONCKER	4:17.549	42	- 1 -	48	4:17.455	Jacques NICOLET



Pole

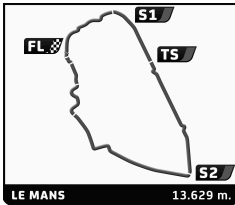
Stewards:	Timekeeper:
-----------	-------------







# 8-9-10 | 20 JUILLET | 16



## LE MANS CLASSIC 2016

PLATEAU 5 - GRID 5

RACE 3 (40')

### Final Classification

Drivers	Vehicle	Laps	Total Time	Penalty	Gap	Kph	Lap	Time	Kph
---------	---------	------	------------	---------	-----	-----	-----	------	-----

45 SEC. PENALTY CARS N° 22 - 72 DUE TO NO RESPECT PIT TIME WINDOW

1 LAP PENALTY CAR N° 62 DUE TO NO RESPECT PIT TIME WINDOW

RESULTS WITH APPLIED STEWARDS DECISIONS N°11 & 12

Published at: .....

Track Status:

**DRY**

Stewards:

Timekeeper:

### RICHARD MILLE



Le Point



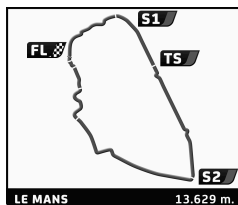
ARTCURIAL  
// Motorcars







# 8-9-10 | 20 JUILLET | 16



## PLATEAU 5 - GRID 5 LE MANS CLASSIC 2016 RACE 3

LE MANS 13.629 m.

### Provisional Classification By Performance Index

Nr Drivers	Car	Class	Qualifying			Coeficient	Index
			Time	Laps	Total Time		
59 74 <small>Robert DUBLER / Amanda HENNESSY / Hans HAUSER / Christian SCHÖBER</small>	CHEVROLET Corvette C3 - 1968	GTS17	5'04.905	1	57:00.000		9:03'46.800
60 64 Philippe TOLLEMER / Christelle TOLLEMER	ALPINE A 210 - 1966	TSRC15	5'31.308	1	57:00.000		9:24'18.000
61 54 John ROMANO / Bob GETT	PORSCHE 910 - 1967	TSRC16	5'48.922	1	57:00.000		9:49'57.000
62 82 Paul GRANT / Erik STAES	HEALEY SR2 - 1968	TSRC16	5'48.603	1	57:00.000		9:49'57.000
63 80 MAVERICK	CHEVROLET Corvette - 1971	GTS22	4'43.937	1	57:00.000		9:55'04.800
64 58 <small>Gys VAN LENNEP / Jean-Philippe GRAND / Lionel ROBERT</small>	PORSCHE 908 LH - 1968	TSRC17	4'35.280	1	57:00.000		10:15'36.000
65 38 <small>MR JOHN OF B / David FERRER / Soheil AYARI / SIBEL</small>	LIGIER JS 1 - 1969	TSRC18	5'20.900	1	57:00.000		10:15'36.000
66 15 Martin LAUBER / Edward LAUBER	CHEVRON B19 - 1970	TSRC22	4'42.199	1	57:00.000		10:41'15.000
67 8 Jean-Marc MERLIN	LOLA T70 Mk III - 1966	TSRC18	4'33.608	1	57:00.000		10:41'15.000
68 3 Serge KRIKNOFF SEISS	LOLA T212 FVC - 1971	TSRC22	4'30.048	1	57:00.000		10:41'15.000
69 70 Pierre-Alain FRANCE	LOLA T70 Mk III B - 1969	TSRC18	4'27.238	1	57:00.000		10:41'15.000
70 19 Eric MESTDAGH	LOLA T70 Mk III B - 1973	TSRC18	4'22.176	1	57:00.000		10:41'15.000
71 31 David HART	LOLA T70 Mk III B - 1969	TSRC18	6'26.076	1	57:00.000		10:41'15.000
72 28 John SHELDON	CHEVRON B16 FVC - 1969	TSRC22	5'56.853	1	57:00.000		10:41'15.000
73 44 Roald GOETHE / Stuart HALL	LOLA T70 Mk III B - 1969	TSRC18	4'26.886	1	57:00.000		10:41'15.000
74 39 Grant TROMANS / Richard MEADEN	LOLA T70 Mk III B - 1969	TSRC18	5'01.952	1	57:00.000		10:41'15.000
75 43 Richard MILLE / Yvan MAHE	MATRA 660-01 - 1971	TSRC23	4'36.288	1	57:00.000		11:06'54.000
76 48 Jacques NICOLET	DUCKHAMS LM 72 - 1971	TSRC29	6'19.772	1	57:00.000		11:58'12.000
77 26 <small>Michel ABELLAN / Sebastien BOULET / Massimiliano GIRARDO</small>	FERRARI 365 GTB/4 Spider NART - 1972	TSRC30	5'13.349	1	57:00.000		12:23'51.000

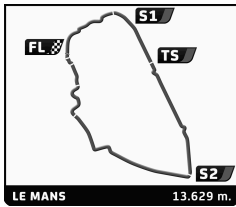
Published at: .....

<b>Race Director:</b>	<b>Timekeeper:</b>
-----------------------	--------------------





# 8-9-10 | 20 JUILLET | 16



## PLATEAU 5 - GRID 5 LE MANS CLASSIC 2016 RACE 3

### Lap Chart

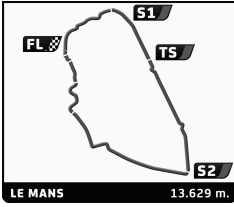
		LAP									
Nr	Pos	Pos	1	2	3	4	5	6	7	8	9
48	<b>1</b>	48	42	42	42	12	12	42	42	12	12
42	<b>2</b>	42	12	12	12	42	33	12	12	42	42
12	<b>3</b>	12	55	55	35	35	76	55	55	55	55
43	<b>4</b>	43	35	35	55	55	46	46	46	46	46
51	<b>5</b>	51	37	37	37	51	51	33	33	33	33
37	<b>6</b>	37	51	51	51	37	22	76	76	76	76
55	<b>7</b>	55	33	33	33	33	32	51	51	51	51
70	<b>8</b>	70	76	76	76	76	42	22	22	23	22
76	<b>9</b>	76	20	2	2	46	68	2	23	22	23
33	<b>10</b>	33	2	32	46	32	55	23	2	2	16
20	<b>11</b>	20	32	68	32	68	7	32	32	32	32
35	<b>12</b>	35	68	20	68	22	16	35	16	16	7
69	<b>13</b>	69	16	22	22	2	60	68	68	68	68
2	<b>14</b>	2	34	46	7	7	35	16	7	7	62
32	<b>15</b>	32	62	16	16	16	73	7	35	62	63
68	<b>16</b>	68	22	7	34	34	2	34	34	34	34
22	<b>17</b>	22	7	34	62	60	23	62	62	63	4
3	<b>18</b>	3	60	62	60	23	34	63	63	35	67
25	<b>19</b>	25	63	60	63	73	62	4	4	4	35
34	<b>20</b>	34	73	63	73	63	63	67	67	67	
7	<b>21</b>	7	47	73	23	67	4	60	53	53	
80	<b>22</b>	80	46	47	67	4	67	66	66	66	
62	<b>23</b>	62	25	67	56	56	66	53	60	60	
16	<b>24</b>	16	5	25	24	24	53	47	47	47	
63	<b>25</b>	63	24	56	57	57	75	73	57	77	
28	<b>26</b>	28	57	24	4	66	57	57	77	5	
73	<b>27</b>	73	56	57	66	5	77	77	5	25	
47	<b>28</b>	47	67	5	5	53	5	5	73	73	
5	<b>29</b>	5	53	53	53	77	47	25	25	45	
60	<b>30</b>	60	66	66	47	21	37	11	11	11	
67	<b>31</b>	67	77	77	77	45	25	56	45	56	
57	<b>32</b>	57	11	23	25	14	56	45	56	72	
66	<b>33</b>	66	23	4	21	75	45	72	72	30	
24	<b>34</b>	24	45	11	45	62	11	30	30	75	
77	<b>35</b>	77	21	21	11	72	72	14	14	14	
53	<b>36</b>	53	14	45	14	30	36	75	75	59	
11	<b>37</b>	11	4	14	72	59	14	59	59	61	
74	<b>38</b>	74	75	72	75	47	21	21	61	81	
45	<b>39</b>	45	59	75	30	25	30	61	21	41	
14	<b>40</b>	14	72	59	59	41	59	65	41	65	
21	<b>41</b>	21	30	30	61	36	24	41	65	21	
56	<b>42</b>	56	61	61	65	11	61	24	40	18	
59	<b>43</b>	59	65	65	41	10	65	81	81	24	
75	<b>44</b>	75	41	41	6	6	41	40	18		
30	<b>45</b>	30	78	78	36	61	18	18	24		
61	<b>46</b>	61	36	36	78	79	81	36	17		
52	<b>47</b>	52	18	6	10	65	40	50	50		
65	<b>48</b>	65	6	18	18	27	10	17	36		
10	<b>49</b>	10	10	10	40	18	17	10	79		
72	<b>50</b>	72	69	40	81	40	50	79	10		
40	<b>51</b>	40	40	81	17	81	78	78	78		
18	<b>52</b>	18	17	17	50	17	79	27	27		
78	<b>53</b>	78	81	50	79	50	27	9	9		
36	<b>54</b>	36	50	79	27	9	9				
41	<b>55</b>	41	79	27	9	78					
64	<b>56</b>	64	27	9	52						
79	<b>57</b>	79	9	52							
17	<b>58</b>	17	52								
6	<b>59</b>	6									
50	<b>60</b>	50									







8-9-10 | 20  
JUILLET | 16



PLATEAU 5 - GRID 5  
LE MANS CLASSIC 2016  
RACE 3

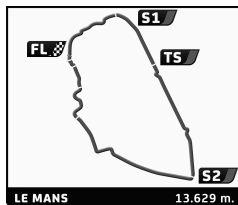
Lap Chart

27	61	27
9	62	9
4	63	4
23	64	23
46	65	46
8	66	8
15	67	15
19	68	19
26	69	26
31	70	31
38	71	38
39	72	39
44	73	44
54	74	54
58	75	58
81		81
82		82





# 8-9-10 | 20 JUILLET | 16



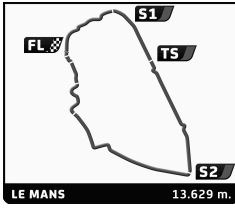
## PLATEAU 5 - GRID 5 LE MANS CLASSIC 2016 RACE 3

### Best Sector Times

SECTOR 1		SECTOR 2		SECTOR 3		Pos	Nr	Ideal Lap	Best Lap	
Pos	Nr	Time	Nr	Time	Time					
1	46	40.762	42	1:35.595	46	2:00.221	1	42	4:18.397	4:20.405 (3)
2	37	41.261	55	1:36.065	12	2:00.398	2	12	4:18.487	4:20.113 (2)
3	42	41.509	12	1:36.279	35	2:00.585	3	35	4:19.227	4:20.111 (1)
4	35	41.578	35	1:37.064	42	2:01.293	4	46	4:20.287	4:20.583 (4)
5	12	41.810	23	1:38.601	55	2:01.367	5	55	4:20.466	4:22.238 (5)
6	23	42.084	33	1:38.730	37	2:01.792	6	23	4:23.096	4:23.939 (6)
7	22	42.234	46	1:39.304	23	2:02.411	7	37	4:24.424	4:24.753 (7)
8	51	42.310	20	1:39.878	33	2:04.235	8	33	4:25.862	4:26.294 (8)
9	76	42.396	51	1:39.911	76	2:04.457	9	76	4:27.280	4:29.012 (10)
10	68	42.732	76	1:40.427	22	2:04.630	10	51	4:27.338	4:28.115 (9)
11	33	42.897	37	1:41.371	51	2:05.117	11	22	4:31.330	4:31.807 (11)
12	32	43.018	2	1:41.665	32	2:06.112	12	20	4:33.384	
13	55	43.034	4	1:42.995	68	2:06.346	13	68	4:33.985	4:34.767 (12)
14	62	43.490	22	1:44.466	2	2:07.644	14	2	4:34.992	4:36.527 (14)
15	34	43.781	68	1:44.907	20	2:08.407	15	32	4:35.287	4:35.332 (13)
16	16	44.064	60	1:44.957	16	2:08.894	16	16	4:38.509	4:39.263 (16)
17	63	44.907	67	1:45.302	34	2:09.885	17	62	4:39.569	4:41.566 (18)
18	67	45.031	16	1:45.551	62	2:09.965	18	4	4:39.636	4:42.674 (19)
19	20	45.099	63	1:45.891	67	2:11.252	19	34	4:39.910	4:39.910 (17)
20	4	45.121	62	1:46.114	4	2:11.520	20	67	4:41.585	4:42.946 (20)
21	53	45.271	32	1:46.157	63	2:11.759	21	60	4:42.507	4:43.026 (22)
22	60	45.647	34	1:46.244	60	2:11.903	22	63	4:42.557	4:42.976 (21)
23	2	45.683	73	1:46.605	73	2:13.614	23	73	4:45.990	4:46.587 (23)
24	57	45.708	5	1:47.355	47	2:13.729	24	53	4:47.626	4:49.725 (25)
25	73	45.771	47	1:47.405	56	2:14.140	25	47	4:47.670	4:48.702 (24)
26	56	45.914	53	1:47.555	53	2:14.800	26	56	4:49.854	4:50.487 (26)
27	24	45.986	25	1:48.522	24	2:15.611	27	24	4:50.357	4:51.616 (27)
28	11	46.143	77	1:48.677	57	2:15.629	28	57	4:50.595	4:51.999 (28)
29	66	46.232	24	1:48.760	66	2:15.919	29	66	4:51.221	4:52.649 (29)
30	47	46.536	66	1:49.070	25	2:18.591	30	5	4:53.632	4:56.812 (32)
31	25	47.051	57	1:49.258	5	2:18.800	31	25	4:54.164	4:55.341 (30)
32	77	47.384	56	1:49.800	11	2:19.168	32	77	4:55.408	4:56.173 (31)
33	5	47.477	75	1:50.280	45	2:19.174	33	11	4:57.289	4:58.970 (33)
34	45	47.718	45	1:51.858	77	2:19.347	34	45	4:58.750	5:02.759 (35)
35	40	47.811	11	1:51.978	21	2:19.592	35	21	5:00.134	5:01.442 (34)
36	21	48.096	72	1:52.095	14	2:21.135	36	75	5:01.751	5:02.761 (36)
37	81	48.507	21	1:52.446	30	2:22.040	37	14	5:03.425	5:03.706 (37)
38	14	48.547	14	1:53.743	75	2:22.592	38	72	5:04.563	5:04.563 (38)
39	30	48.647	59	1:55.140	40	2:22.778	39	40	5:06.544	5:10.872 (42)
40	59	48.667	40	1:55.955	81	2:22.789	40	30	5:07.683	5:08.364 (39)
41	75	48.879	30	1:56.996	72	2:23.150	41	59	5:08.206	5:08.681 (40)
42	61	49.293	81	1:57.427	59	2:24.399	42	81	5:08.723	5:08.723 (41)
43	72	49.318	61	1:57.852	61	2:25.443	43	61	5:12.588	5:12.758 (43)
44	65	50.233	65	1:59.922	65	2:27.877	44	65	5:18.032	5:19.914 (45)
45	36	50.429	36	2:00.246	6	2:27.981	45	36	5:18.965	5:20.866 (46)
46	78	50.754	6	2:00.332	36	2:28.290	46	6	5:19.199	5:19.283 (44)
47	6	50.886	41	2:00.457	41	2:28.789	47	41	5:20.170	5:21.260 (47)
48	41	50.924	78	2:00.622	18	2:29.919	48	78	5:21.462	5:21.934 (48)
49	17	51.190	10	2:00.626	78	2:30.086	49	10	5:22.850	5:24.025 (49)
50	79	51.450	18	2:01.923	10	2:30.345	50	18	5:23.794	5:25.043 (50)
51	10	51.879	79	2:06.371	50	2:30.752	51	79	5:29.797	5:29.797 (51)
52	27	51.916	17	2:06.600	79	2:31.976	52	17	5:30.100	5:31.631 (53)



8-9-10 | 20  
JUILLET | 16



PLATEAU 5 - GRID 5  
LE MANS CLASSIC 2016  
RACE 3

Best Sector Times

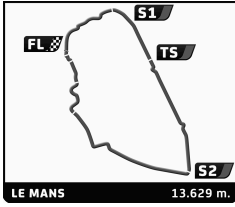
Pos	SECTOR 1		SECTOR 2		SECTOR 3		Pos	Nr	Ideal Lap	Best Lap
	Nr	Time	Nr	Time	Nr	Time				
53	18	51.952	50	2:07.694	17	2:32.310	53	50	5:30.525	5:31.119 (52)
54	50	52.079	69	2:10.239	27	2:35.976	54	27	5:41.799	5:44.924 (54)
55	9	54.098	9	2:12.163	9	2:40.870	55	9	5:47.131	5:47.131 (55)
56	52	4:28.370	27	2:13.907	69	2:57.677	56	52	9:54.115	







# 8-9-10 | 20 JUILLET | 16



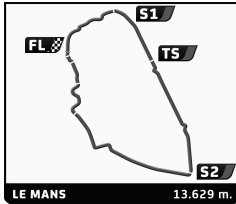
## PLATEAU 5 - GRID 5 LE MANS CLASSIC 2016 RACE 3

### Best Top Speeds

Nr	Car	Class	Top Speed Driver	Top 1		Top 2		Top 3		Top 4		Top 5	
				Kph	Lap	Kph	Lap	Kph	Lap	Kph	Lap	Kph	Lap
58	PORSCHE 908 LH - 1968	TSRC17											
43	MATRA 660-01 - 1971	TSRC23											
74	CHEVROLET Corvette C3 - 1968	GTS17											
80	CHEVROLET Corvette - 1971	GTS22											
48	DUCKHAMS LM 72 - 1971	TSRC29											
70	LOLA T70 Mk III B - 1969	TSRC18											
52	DE TOMASO Pantera Gr. IV - 1972	GTS27	<b>F. HEBRARD</b>										
8	LOLA T70 Mk III - 1966	TSRC18											
61	PORSCHE 911 2,5 ST - 1972	GTS26	<b>E. BENEZET</b>										
30	PORSCHE 906 - 1966	TSRC16	<b>R. ROCHER</b>										
21	FERRARI 365 GTB/4 Gr.IV - 1970	GTS22	<b>P. MELLINGER</b>										
15	CHEVRON B19 - 1970	TSRC22											
28	CHEVRON B16 FVC - 1969	TSRC22											
3	LOLA T212 FVC - 1971	TSRC22											
38	LIGIER JS 1 - 1969	TSRC18											
76	CHEVRON B19 - 1971	TSRC22	<b>M. BIANCO</b>										
7	CHEVRON B16 Mazda - 1970	TSRC23	<b>O. CAZALIERES</b>										
19	LOLA T70 Mk III B - 1973	TSRC18											
31	LOLA T70 Mk III B - 1969	TSRC18											
18	PORSCHE 906 - 1966	TSRC16	<b>G. FELLNER</b>										
39	LOLA T70 Mk III B - 1969	TSRC18											
26	FERRARI 365 GTB/4 Spider NART - 1972	TSRC30											
44	LOLA T70 Mk III B - 1969	TSRC18											
82	HEALEY SR2 - 1968	TSRC16											
23	PORSCHE 917 - 1969	TSRC18	<b>C. MONTEVERDE</b>										
54	PORSCHE 910 - 1967	TSRC16											



8-9-10 | 20  
JUILLET | 16



**PLATEAU 5 - GRID 5**  
LE MANS CLASSIC 2016  
RACE 3

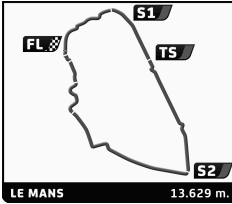
Fastest Lap Sequence

Practice Time	Drivers	Car	Class	Time	Kph	Lap
8:42.573	42 E. DE DONCKER	LOLA T70 Mk III B - 1969	TSRC18	<b>4:20.649</b>	188.2	2
8:42.941	12 B. THUNER / .	LOLA T70 Mk III - 1968	TSRC18	<b>4:20.113</b>	188.6	2
13:09.460	35 G. RATTAZZI / E. PIRRO	ALFA ROMEO T33/3 - 1969	TSRC17	<b>4:20.111</b>	188.6	3





8-9-10 | 20  
JUILLET | 16



PLATEAU 5 - GRID 5  
LE MANS CLASSIC 2016  
RACE 3

Analysis by lap

Lapped

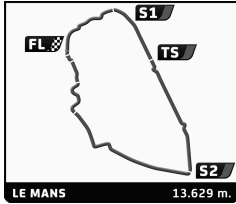
Table with 15 columns: Nr, Lap Time, Gap, Nr, Lap Time, Gap, Nr, Lap Time, Gap, Nr, Lap Time, Gap, Nr, Lap Time, Gap. It contains race data for 6 laps, with some cells highlighted in blue.

RICHARD MILLE





8 - 9 - 10 | 20
JUILLET | 16



PLATEAU 5 - GRID 5
LE MANS CLASSIC 2016
RACE 3

Analysis by lap

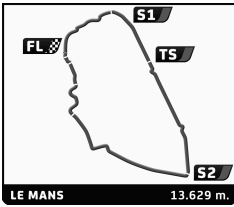
Lapped

Main race results table with columns: Nr, Lap Time, Gap for Lap 7, 8, 9, and Lap 10.





8-9-10 | 20  
JUILLET | 16



PLATEAU 5 - GRID 5  
LE MANS CLASSIC 2016  
RACE 3

Sector Analysis

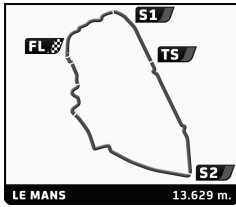
Personal Best Session Best B Crossing the finish line in pit lane

Table with columns: Lap, D, Time, Sector 1, Sector 2, Sector 3, T. Spd, Elapsed. Rows are grouped by driver and car model, showing lap-by-lap performance data.





8-9-10 | 20  
JUILLET | 16



PLATEAU 5 - GRID 5  
LE MANS CLASSIC 2016  
RACE 3

Sector Analysis

Personal Best Session Best B Crossing the finish line in pit lane

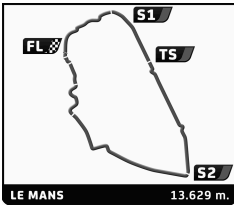
Table with columns: Lap, D, Time, Sector 1, Sector 2, Sector 3, T. Spd, Elapsed. Contains race data for drivers 16-30 across various car models like LOLA T210, PORSCHE 917, etc.

RICHARD MILLE





8-9-10 | 20  
JUILLET | 16



PLATEAU 5 - GRID 5  
LE MANS CLASSIC 2016  
RACE 3

Sector Analysis

Personal Best Session Best B Crossing the finish line in pit lane

Table with 11 columns: Lap, D, Time, Sector 1, Sector 2, Sector 3, T. Spd, Elapsed. Row 1: 3 1 5:08.776 48.647 1:57.468 2:22.661 15:57.315

Driver 32: Sandy WATSON (1st), Martin O'CONNELL (2nd). CHEVRON B8 BMW - 1968. Table with 11 columns: Lap, D, Time, Sector 1, Sector 2, Sector 3, T. Spd, Elapsed.

Driver 33: Richard MILLE (1st), Carlos TAVARES (2nd). LOLA T70 Mk III B - 1969. Table with 11 columns: Lap, D, Time, Sector 1, Sector 2, Sector 3, T. Spd, Elapsed.

Driver 34: Charlie REMNANT. CHEVRON B16 FVC - 1970. Table with 11 columns: Lap, D, Time, Sector 1, Sector 2, Sector 3, T. Spd, Elapsed.

Driver 35: Gianluca RATAZZI (1st), Emanuele PIRRO (2nd). ALFA ROMEO T33/3 - 1969. Table with 11 columns: Lap, D, Time, Sector 1, Sector 2, Sector 3, T. Spd, Elapsed.

Driver 36: Jürgen RUDOLPH (1st), Stephen MITAS (2nd). PORSCHE 910 - 1967. Table with 11 columns: Lap, D, Time, Sector 1, Sector 2, Sector 3, T. Spd, Elapsed.

Driver 37: François PERRODO (1st), Sébastien CRUBILE (2nd), Emmanuel COLLARD (3rd). PORSCHE 908/3 - 1971. Table with 11 columns: Lap, D, Time, Sector 1, Sector 2, Sector 3, T. Spd, Elapsed.

Driver 40: Pierre AVIRON-VIOLET (1st), Serge LIBENS (2nd). CHEVRON B8 BMW - 1968. Table with 11 columns: Lap, D, Time, Sector 1, Sector 2, Sector 3, T. Spd, Elapsed.

Driver 41: Urs BECK. PORSCHE 911 S 2.2L - 1970. Table with 11 columns: Lap, D, Time, Sector 1, Sector 2, Sector 3, T. Spd, Elapsed.

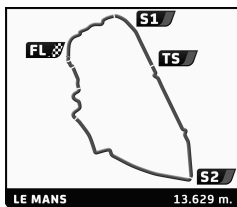
Driver 42: Eric DE DONCKER. LOLA T70 Mk III B - 1969. Table with 11 columns: Lap, D, Time, Sector 1, Sector 2, Sector 3, T. Spd, Elapsed.

Driver 45: Alexander RITTWEGER (1st), Bernd GEORGI (2nd). FERRARI 365 GTB/4 Gr.IV - 1972. Table with 11 columns: Lap, D, Time, Sector 1, Sector 2, Sector 3, T. Spd, Elapsed.





8-9-10 | 20  
JUILLET | 16



PLATEAU 5 - GRID 5  
LE MANS CLASSIC 2016  
RACE 3

Sector Analysis

Personal Best Session Best B Crossing the finish line in pit lane

Table with 14 columns: Lap, D, Time, Sector 1, Sector 2, Sector 3, T. Spd, Elapsed. Rows 2-8 showing lap times for various drivers.

Driver 46: Martin O'CONNELL / Andrew KIRKALDY. Table with 8 columns: Lap, D, Time, Sector 1, Sector 2, Sector 3, T. Spd, Elapsed. Rows 1-9.

Driver 47: Jürgen BODEN. Table with 8 columns: Lap, D, Time, Sector 1, Sector 2, Sector 3, T. Spd, Elapsed. Rows 1-8.

Driver 50: Christophe BARTHE. Table with 8 columns: Lap, D, Time, Sector 1, Sector 2, Sector 3, T. Spd, Elapsed. Rows 1-7.

Driver 51: Shaun LYNN. Table with 8 columns: Lap, D, Time, Sector 1, Sector 2, Sector 3, T. Spd, Elapsed. Rows 1-9.

Driver 52: Francois HEBRARD / Pierre MODAS. Table with 8 columns: Lap, D, Time, Sector 1, Sector 2, Sector 3, T. Spd, Elapsed. Rows 1-9.

Driver 53: Xavier GALANT / Vincent NEURRISSE. Table with 8 columns: Lap, D, Time, Sector 1, Sector 2, Sector 3, T. Spd, Elapsed. Rows 1-8.

Driver 55: Toni SEILER. Table with 8 columns: Lap, D, Time, Sector 1, Sector 2, Sector 3, T. Spd, Elapsed. Rows 1-9.

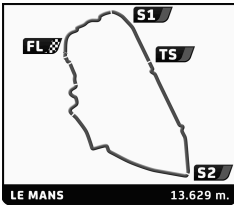
Driver 56: Jean BRANDENBURG / Raphaël FAVARO. Table with 8 columns: Lap, D, Time, Sector 1, Sector 2, Sector 3, T. Spd, Elapsed. Rows 1-8.

Driver 57: John EMBERSON / Bill WYKEHAM. Table with 8 columns: Lap, D, Time, Sector 1, Sector 2, Sector 3, T. Spd, Elapsed. Rows 1-7.

Driver 59: Tina Marianne KOK. Table with 8 columns: Lap, D, Time, Sector 1, Sector 2, Sector 3, T. Spd, Elapsed. Rows 1-5.



8-9-10 | 20
JUILLET | 16



PLATEAU 5 - GRID 5
LE MANS CLASSIC 2016
RACE 3

Sector Analysis

Personal Best Session Best B Crossing the finish line in pit lane

Table with 14 columns: Lap, D, Time, Sector 1, Sector 2, Sector 3, T. Spd, Elapsed. Contains data for laps 6, 7, and 8.

Driver 60: FORD GT40 - 1969. Driver: 1. Philippe VANDROMME, 2. Paul BELMONDO. Table with 7 columns: Lap, D, Time, Sector 1, Sector 2, Sector 3, Elapsed.

Driver 66: PORSCHE 911 RS 3L - 1973. Driver: 1. Afschin FATEMI. Table with 7 columns: Lap, D, Time, Sector 1, Sector 2, Sector 3, Elapsed.

Driver 61: PORSCHE 911 2.5 T - 1972. Driver: 1. Eddy BENEZET. Table with 7 columns: Lap, D, Time, Sector 1, Sector 2, Sector 3, Elapsed.

Driver 67: LOLA T212 FVC - 1971. Drivers: 1. Mauro POPONCINI, 2. Anthony SCHRAUWEN. Table with 7 columns: Lap, D, Time, Sector 1, Sector 2, Sector 3, Elapsed.

Driver 62: CHEVRON B21 FVC - 1971. Drivers: 1. Christophe GADAIS, 2. Romain BELLETESTE. Table with 7 columns: Lap, D, Time, Sector 1, Sector 2, Sector 3, Elapsed.

Driver 68: CHEVRON B16 FVC - 1970. Drivers: 1. Chris MAC ALLISTER, 2. R. Gray GREGORY, 3. Alex MAC ALLISTER. Table with 7 columns: Lap, D, Time, Sector 1, Sector 2, Sector 3, Elapsed.

Driver 63: LOLA T70 Mk III - 1967. Drivers: 1. Christophe GADAIS, 2. Romain BELLETESTE. Table with 7 columns: Lap, D, Time, Sector 1, Sector 2, Sector 3, Elapsed.

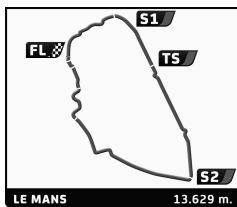
Driver 69: LIGIER JS 3 DFV - 1971. Drivers: 1. MR JOHN OF B, 2. David FERRER, 3. Soheil AYARI. Table with 7 columns: Lap, D, Time, Sector 1, Sector 2, Sector 3, Elapsed.

Driver 65: PORSCHE 910 - 1968. Driver: 1. Rainer BECKER. Table with 7 columns: Lap, D, Time, Sector 1, Sector 2, Sector 3, Elapsed.

Driver 72: CHEVROLET Corvette C3 - 1968. Driver: 1. Ralf HUBER GUTIERREZ. Table with 7 columns: Lap, D, Time, Sector 1, Sector 2, Sector 3, Elapsed.



8-9-10 | 20  
JUILLET | 16



PLATEAU 5 - GRID 5  
LE MANS CLASSIC 2016  
RACE 3

Sector Analysis

Personal Best Session Best B Crossing the finish line in pit lane

Table with columns: Lap, D, Time, Sector 1, Sector 2, Sector 3, T. Spd, Elapsed, Lap, D, Time, Sector 1, Sector 2, Sector 3, T. Spd, Elapsed

Driver 73: 1.Norbert FRADIN, 2.Eric HELARY. CHEVROLET Corvette C3 - 1970. GTS22. Lap 1-8 data.

Driver 79: 1.Michel RENAVID, 2.Philippe BONNY. BMW 2002 TI Gr. II - 1969. TC14. Lap 1-7 data.

Driver 75: 1.John GOODMAN, 2.Rob HALL. CHEVROLET Corvette C3 Greenwood - 1971. GTS22. Lap 1-8 data.

Driver 81: 1.PETER, 2.Patrick SIMON. PORSCHE 911 S 2.2L - 1969. GTS16. Lap 1-8 data.

Driver 76: 1.Maurizio BIANCO, 2.Davide MAZZOLENI. CHEVRON B19 - 1971. TSRC22. Lap 1-9 data.

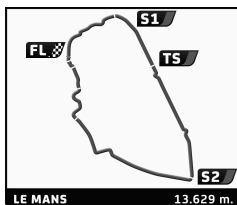
Driver 77: 1.Marc GODFROY. CHEVROLET Corvette C3 - 1971. GTS22. Lap 1-8 data.

Driver 78: 1.Ivan VERCOUTERE, 2.Charles RUPP, 3.Ralf KELLENNERS. PORSCHE 911 S 2.0i - 1966. GTS16. Lap 1-7 data.





# 8-9-10 | 20 JUILLET | 16



## SCRATCH PLATEAU 5

After Round 3

## Final Combined Classification

Nr.	Drivers	Car	RACE 1	RACE 2	RACE 3	Laps	Time	Gap
65	43 R. MILLE / Y. MAHE	MATRA 660-01 - 1971	4 23:53.241	4 57:00.000	0 57:00.000	8	2:17:53.241	13 Laps
66	28 J. SHELDON	CHEVRON B16 FVC - 1969	4 31:13.868	4 57:00.000	0 57:00.000	8	2:25:13.868	13 Laps
67	64 P. TOLLEMER / C. TOLLEMER	ALPINE A 210 - 1966	4 32:33.922	3 57:00.000	0 57:00.000	7	2:26:33.922	14 Laps
68	19 E. MESTDAGH	LOLA T70 Mk III B - 1973	4 23:57.682	1 57:00.000	0 57:00.000	5	2:17:57.682	16 Laps
69	15 M. LAUBER / E. LAUBER	CHEVRON B19 - 1970	4 31:18.958	1 57:00.000	0 57:00.000	5	2:25:18.958	16 Laps
70	31 D. HART	LOLA T70 Mk III B - 1969	3 30:51.613	1 57:00.000	0 57:00.000	4	2:24:51.613	17 Laps
71	44 R. GOETHE / S. HALL	LOLA T70 Mk III B - 1969	2 57:00.000	1 57:00.000	0 57:00.000	3	2:51:00.000	18 Laps
72	58 G. VAN LENNEP / J. GRAND / L. ROBERT	PORSCHE 908 LH - 1968	2 57:00.000	1 57:00.000	0 57:00.000	3	2:51:00.000	18 Laps
73	8 J. MERLIN	LOLA T70 Mk III - 1966	2 57:00.000	1 57:00.000	0 57:00.000	3	2:51:00.000	18 Laps
74	26 M. ABELLAN / S. BOULET / M. GIRARDO	FERRARI 365 GTB/4 Spider NART - 1972	1 57:00.000	1 57:00.000	0 57:00.000	2	2:51:00.000	19 Laps
75	38 MR JOHN OF B / D. FERRER / S. AYARI / SIBEL	LIGIER JS 1 - 1969	1 57:00.000	1 57:00.000	0 57:00.000	2	2:51:00.000	19 Laps
76	39 G. TROMANS / R. MEADEN	LOLA T70 Mk III B - 1969	1 57:00.000	1 57:00.000	0 57:00.000	2	2:51:00.000	19 Laps
77	54 J. ROMANO / B. GETT	PORSCHE 910 - 1967	1 57:00.000	1 57:00.000	0 57:00.000	2	2:51:00.000	19 Laps
78	82 P. GRANT / E. STAES	HEALEY SR2 - 1968		1 57:00.000	0 57:00.000	1	1:54:00.000	20 Laps

Stewards:	Timekeeper:
-----------	-------------



Le Point



ARTCURIAL // Motorcars



Clear Channel



ALAIN FIGARET

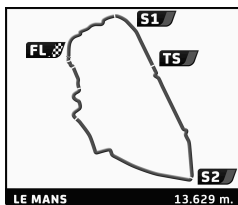
NOSTALGIE







# 8-9-10 | 20 JUILLET | 16



## PERFORMANCE INDEX PLATEAU 5

After Round 3

## Final Combined Classification

Nr. Drivers	Car	RACE 1	RACE 2	RACE 3	Index	Gap
65 43 <b>R. MILLE / Y. MAHE</b>	MATRA 660-01 - 1971	31'03.213	2:28'12.000	11:06'54.000	<b>14:06'09.213</b>	11:52'57.273
66 69 <b>. MR JOHN OF B / D. FERRER / S. AYARI</b>	LIGIER JS 3 DFV - 1971	2:28'12.000	1:14'06.000	11:06'54.000	<b>14:49'12.000</b>	12:36'00.060
67 19 <b>E. MESTDAGH</b>	LOLA T70 Mk III B - 1973	29'57.102	9:30'00.000	10:41'15.000	<b>20:41'12.102</b>	18:28'00.162
68 15 <b>M. LAUBER / E. LAUBER</b>	CHEVRON B19 - 1970	39'08.697	9:30'00.000	10:41'15.000	<b>20:50'23.697</b>	18:37'11.757
69 31 <b>D. HART</b>	LOLA T70 Mk III B - 1969	51'26.021	9:30'00.000	10:41'15.000	<b>21:02'41.021</b>	18:49'29.081
70 58 <b>G. VAN LENNEP / J. GRAND / L. ROBERT</b>	PORSCHE 908 LH - 1968	2:16'48.000	9:07'12.000	10:15'36.000	<b>21:39'36.000</b>	19:26'24.060
71 8 <b>J. MERLIN</b>	LOLA T70 Mk III - 1966	2:22'30.000	9:30'00.000	10:41'15.000	<b>22:33'45.000</b>	20:20'33.060
72 44 <b>R. GOETHE / S. HALL</b>	LOLA T70 Mk III B - 1969	2:22'30.000	9:30'00.000	10:41'15.000	<b>22:33'45.000</b>	20:20'33.060
73 54 <b>J. ROMANO / B. GETT</b>	PORSCHE 910 - 1967	4:22'12.000	8:44'24.000	9:49'57.000	<b>22:56'33.000</b>	20:43'21.060
74 38 <b>. MR JOHN OF B / D. FERRER / S. AYARI / . SIBEL</b>	LIGIER JS 1 - 1969	4:33'36.000	9:07'12.000	10:15'36.000	<b>23:56'24.000</b>	21:43'12.060
75 39 <b>G. TROMANS / R. MEADEN</b>	LOLA T70 Mk III B - 1969	4:45'00.000	9:30'00.000	10:41'15.000	<b>24:56'15.000</b>	22:43'03.060
76 26 <b>M. ABELLAN / S. BOULET / M. GIRARDO</b>	FERRARI 365 GTB/4 Spider NART - 1972	5:30'36.000	11:01'12.000	12:23'51.000	<b>28:55'39.000</b>	26:42'27.060
<b>No Clasificados / Not classified:</b>						
29 <b>J. DRIOT / G. DRIOT</b>	PORSCHE 911 2,5 ST - 1972	39'22.143	1:02'20.400		<b>1:41'42.544</b>	
82 <b>P. GRANT / E. STAES</b>	HEALEY SR2 - 1968		8:44'24.000	9:49'57.000	<b>18:34'21.000</b>	16:21'09.060

Race Director:	Timekeeper:
----------------	-------------



Le Point



ARTCURIAL  
// Motorcars



Clear Channel



ALAIN FIGARET

NOSTALGIE