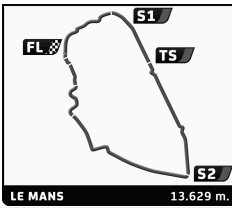




8-9-10 | 20
JUILLET | 16



PLATEAU 6 - GRID 6
LE MANS CLASSIC 2016
QUALIFYING

Final Classification

Table with columns: Nr. Drivers, Car, Cl, Time, Lap, Total, Gap, Kph. Lists 74 drivers and their performance metrics.

Not classified:

74 J. ALVERGNAS

FORD GRAN TORINO - 1976

TSRC36

Fastest Lap table with columns: Lap 10, Driver (Yves SCEMAMA), Time (4:08.292), Kph (197.6)

Published at:

Track Status:

DRY

Stewards:

Timekeeper:

RICHARD MILLE



08/07/2016 Page 1 / 1



Le Point

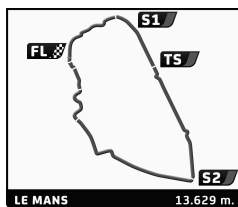


ARTCURIAL // Motorcars





8-9-10 | 20 JUILLET | 16



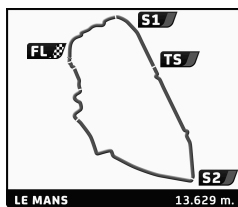
PLATEAU 6 - GRID 6 LE MANS CLASSIC 2016 QUALIFYING

Best Sector Times

SECTOR 1			SECTOR 2			SECTOR 3			Pos	Nr	Ideal Lap	Best Lap
Pos	Nr	Time	Nr	Time	Nr	Time						
1	29	39.312	78	1:31.979	25	1:56.106	1	25	4:08.028	4:08.292	(1)	
2	25	39.474	25	1:32.448	78	1:57.158	2	78	4:10.658	4:14.141	(5)	
3	56	40.126	56	1:33.260	29	1:57.211	3	56	4:10.853	4:10.853	(2)	
4	33	40.617	75	1:33.913	56	1:57.467	4	33	4:12.712	4:12.840	(3)	
5	12	40.642	33	1:33.923	33	1:58.172	5	29	4:13.127	4:14.114	(4)	
6	36	40.879	5	1:34.253	5	2:00.839	6	5	4:16.166	4:16.166	(6)	
7	32	41.010	36	1:36.025	69	2:00.913	7	36	4:18.587	4:21.633	(8)	
8	5	41.074	29	1:36.604	36	2:01.683	8	75	4:18.599	4:18.966	(7)	
9	70	41.142	38	1:38.017	32	2:02.220	9	69	4:21.836	4:21.836	(9)	
10	78	41.521	69	1:38.075	75	2:02.408	10	70	4:22.258	4:22.414	(10)	
11	43	41.620	43	1:38.120	12	2:02.895	11	32	4:23.062	4:23.503	(11)	
12	76	41.767	70	1:38.195	70	2:02.921	12	12	4:24.161	4:30.859	(15)	
13	75	42.278	9	1:39.401	38	2:03.566	13	38	4:24.410	4:25.598	(12)	
14	31	42.332	32	1:39.832	76	2:03.977	14	43	4:26.525	4:31.485	(18)	
15	67	42.642	52	1:40.039	31	2:05.038	15	76	4:27.343	4:28.077	(13)	
16	38	42.827	30	1:40.205	21	2:05.886	16	31	4:28.571	4:30.499	(14)	
17	69	42.848	12	1:40.624	18	2:06.044	17	21	4:30.167	4:30.913	(16)	
18	2	43.065	21	1:41.172	43	2:06.785	18	30	4:31.116	4:31.116	(17)	
19	21	43.109	31	1:41.201	2	2:07.173	19	18	4:31.711	4:34.473	(22)	
20	61	43.193	39	1:41.591	30	2:07.614	20	2	4:32.017	4:32.261	(19)	
21	39	43.211	76	1:41.599	10	2:07.663	21	67	4:32.343	4:32.830	(20)	
22	30	43.297	2	1:41.779	67	2:07.825	22	9	4:32.690	4:33.666	(21)	
23	57	43.427	67	1:41.876	39	2:08.871	23	39	4:33.673	4:36.800	(24)	
24	18	43.606	18	1:42.061	37	2:08.939	24	57	4:36.001	4:36.001	(23)	
25	37	43.825	1	1:42.363	57	2:09.025	25	10	4:36.205	4:37.933	(27)	
26	10	43.872	40	1:42.787	60	2:09.161	26	37	4:36.698	4:37.508	(26)	
27	68	43.878	4	1:43.081	9	2:09.240	27	40	4:37.084	4:37.084	(25)	
28	9	44.049	27	1:43.546	40	2:09.365	28	61	4:38.173	4:38.707	(30)	
29	4	44.654	57	1:43.549	61	2:09.878	29	1	4:38.227	4:38.456	(28)	
30	64	44.776	42	1:43.745	27	2:10.044	30	27	4:38.632	4:38.632	(29)	
31	3	44.782	37	1:43.934	68	2:10.079	31	4	4:39.965	4:41.600	(35)	
32	62	44.879	3	1:44.608	1	2:10.769	32	3	4:40.288	4:40.288	(31)	
33	40	44.932	10	1:44.670	3	2:10.898	33	68	4:40.793	4:40.793	(32)	
34	60	44.942	19	1:45.048	62	2:11.169	34	60	4:41.010	4:42.569	(36)	
35	27	45.042	61	1:45.102	19	2:11.715	35	52	4:41.042	4:41.042	(33)	
36	1	45.095	62	1:45.282	4	2:12.230	36	62	4:41.330	4:41.330	(34)	
37	14	45.648	64	1:45.702	52	2:13.791	37	19	4:43.315	4:48.612	(38)	
38	46	45.654	45	1:45.886	14	2:14.066	38	64	4:46.035	4:46.035	(37)	
39	22	46.055	59	1:45.917	46	2:14.939	39	22	4:48.109	4:49.995	(40)	
40	66	46.219	22	1:46.794	22	2:15.260	40	46	4:48.779	4:48.779	(39)	
41	20	46.388	68	1:46.836	64	2:15.557	41	14	4:49.471	4:50.459	(41)	
42	19	46.552	60	1:46.907	66	2:16.534	42	42	4:50.251	4:55.426	(45)	
43	59	46.626	46	1:48.186	20	2:16.586	43	45	4:50.462	4:50.802	(42)	
44	45	46.763	66	1:49.575	45	2:17.813	44	66	4:52.328	4:52.818	(43)	
45	52	47.212	14	1:49.757	42	2:18.020	45	20	4:53.071	4:54.341	(44)	
46	26	47.483	49	1:49.987	26	2:20.008	46	26	4:57.952	5:01.194	(46)	
47	35	47.574	20	1:50.097	34	2:21.488	47	59	5:00.747	5:05.543	(49)	
48	34	47.930	26	1:50.461	16	2:21.581	48	17	5:02.862	5:05.121	(48)	
49	17	48.298	23	1:51.478	17	2:22.420	49	23	5:03.078	5:04.001	(47)	
50	16	48.299	17	1:52.144	23	2:22.908	50	34	5:03.588	5:09.753	(52)	
51	15	48.344	35	1:53.248	55	2:22.928	51	49	5:04.411	5:15.352	(56)	
52	42	48.486	58	1:53.869	35	2:24.712	52	16	5:04.503	5:06.131	(50)	



8-9-10 | 20 JUILLET | 16



PLATEAU 6 - GRID 6 LE MANS CLASSIC 2016 QUALIFYING

Best Sector Times

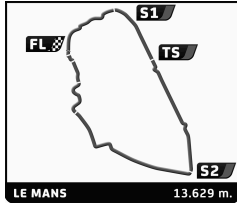
SECTOR 1			SECTOR 2			SECTOR 3			Pos	Nr	Ideal Lap	Best Lap
Pos	Nr	Time	Nr	Time	Nr	Time						
53	23	48.692	55	1:53.875	6	2:25.080	53	35	5:05.534	5:09.778	(53)	
54	55	48.777	34	1:54.170	15	2:25.366	54	55	5:05.580	5:08.601	(51)	
55	49	48.984	16	1:54.623	49	2:25.440	55	15	5:09.845	5:17.842	(58)	
56	7	49.688	15	1:56.135	65	2:25.689	56	6	5:11.227	5:13.045	(54)	
57	6	49.695	54	1:56.161	7	2:26.473	57	65	5:12.222	5:13.650	(55)	
58	54	49.730	6	1:56.452	59	2:28.204	58	54	5:14.522	5:16.224	(57)	
59	65	50.068	65	1:56.465	54	2:28.631	59	7	5:17.014	5:19.017	(59)	
60	41	51.341	79	1:59.713	48	2:34.079	60	71	5:26.434	5:35.546	(64)	
61	73	51.726	71	2:00.076	71	2:34.508	61	80	5:28.174	5:29.235	(60)	
62	71	51.850	24	2:00.353	80	2:34.925	62	48	5:29.843	5:30.004	(61)	
63	24	51.924	7	2:00.853	72	2:36.091	63	24	5:30.085	5:30.999	(62)	
64	80	52.039	80	2:01.210	79	2:37.440	64	79	5:30.895	5:36.817	(65)	
65	48	52.303	48	2:03.461	24	2:37.808	65	72	5:35.218	5:35.218	(63)	
66	72	52.942	11	2:03.803	77	2:48.463	66	77	5:53.505	5:53.505	(66)	
67	51	53.410	41	2:05.080	73	2:55.702	67	58	5:58.156	5:58.156	(67)	
68	58	53.502	72	2:06.185	53	2:57.791	68	73	6:00.175	6:00.175	(68)	
69	79	53.742	77	2:08.274	41	3:07.655	69	41	6:04.076	6:13.063	(70)	
70	77	56.768	53	2:12.304	11	3:09.994	70	11	6:11.272	6:11.272	(69)	
71	11	57.475	73	2:12.747	51	3:10.063	71	53	6:13.095	6:53.156	(73)	
72	74	1:00.694	8	2:17.918	58	3:10.785	72	51	6:21.856	6:36.950	(71)	
73	8	1:02.068	51	2:18.383	8	3:18.177	73	8	6:38.163	6:38.163	(72)	
74	53	1:03.000	44	4:25.676	44	3:52.778	74	44	9:41.064	9:41.064	(74)	





8-9-10 | 2016

JUILLET



PLATEAU 6 - GRID 6

LE MANS CLASSIC 2016

QUALIFYING

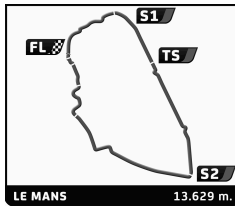
Best Top Speeds

Nr	Car	Class	Top Speed Driver	Top 1		Top 2		Top 3		Top 4		Top 5		Avg
				Kph	Lap	Kph	Lap	Kph	Lap	Kph	Lap	Kph	Lap	
5	RONDEAU M 378 DFV - 1978	TSRC41	M. DEVIS	296.9	2	266.5	1	259.5	4	254.1	3	228.1	7	261,0
33	LOLA T286 - 1976	TSRC41	D. GUENAT	292.1	5	291.4	8	265.2	9	256.5	7	238.6	3	268,8
56	GULF Mirage - 1973	TSRC29	C. MAC ALLISTER	287.5	9	269.8	6	260.8	4	256.5	5	252.9	8	265,5
25	TOJ SC 304 - 1976	TSRC35	Y. SCEMAMA	283.1	5	280.9	8	275.9	10	271.1	9	267.8	3	275,8
78	PORSCHE 936 - 1982	TSRC41	U. SCHUMACHER	282.3	4	275.9	7	267.8	5	265.2	3	240.1	8	266,3
29	LOLA T298 BMW - 1979	TSRC40	P. LAFARGUE	278.7	6	278.7	5	278.0	8	278.0	10	276.6	3	278,0
75	CHEVROLET Monza - 1976	TSRC36	G. CERON	277.3	5	275.9	2	264.6	4	257.7	3	247.8	7	264,7
70	LOLA T298 BMW - 1979	TSRC40	F. DA ROCHA	277.3	6	273.8	8	268.5	5	264.6	7	263.9	1	269,6
69	FERRARI 512 BB LM - 1979	GTS37	MR JOHN OF B	275.2	8	271.8	7	249.5	4	231.0	6	230.5	2	251,6
30	SAUBER C5 BMW - 1976	TSRC34	P. SCEMAMA	273.2	7	259.5	3	248.9	4	248.3	5	236.5	6	253,3
36	PORSCHE 935 - 1978	GTP37	S. MEYERS	264.6	3	247.8	2	210.5	1	127.0	4			212,5
67	LOLA T290 BDG - 1972	TSRC28	G. RATTAZZI	264.6	2	263.3	3	258.9	4	226.2	5	219.4	7	246,5
31	CHEVRON B31 BDG - 1975	TSRC34	D. TITFORD	263.3	2	262.6	3	258.9	4	251.8	1	248.3	8	257,0
27	CHEVRON B21 BDG - 1972	TSRC28	J. LEGRAS	261.4	4	249.5	5	245.5	6	245.0	8	241.7	7	248,6
62	LANCIA Beta Gr. V - 1979	TSRC40	D. FERRER	258.3	3	255.3	4	253.5	2	252.9	7	233.0	6	250,6
76	CHEVRON B31 BDG - 1975	TSRC34	R. BÜSST	257.7	3	251.2	6	250.6	2	250.6	7	249.5	4	251,9
10	LANCIA Beta Gr. V -	TSRC40	F. MEINERS	257.7	4	250.0	3	242.3	6	238.6	5	232.0	7	244,1
2	BMW M1 Procar - 1979	GTS37	C. TRABER	255.9	4	252.3	2	242.8	3	235.5	5	235.5	8	244,4
19	FERRARI 512 BB LM - 1980	TSRC42	C. BOURIEZ	255.9	6	253.5	7	240.1	4	235.0	5	232.5	3	243,4
4	FERRARI 512 BB LM - 1980	TSRC42	R. LIPS	255.3	8	249.5	7	234.5	5	227.2	6	206.5	4	234,6
40	PORSCHE 934 - 1976	GTS32	M. FRATTI	255.3	3	244.4	4	237.5	8	234.0	2	232.5	5	240,7
14	PORSCHE 911 RSR 3L - 1974	GTS27	S. ORJUELA	254.7	7	253.5	2	252.9	9	251.2	3	250.0	5	252,5
1	INALTERA - 1976	TSRC35	H. PESCAROLO	254.1	7	240.1	3	235.5	4	225.3	6	215.1	8	234,0
61	CHEVRON B36 BMW - 1976	TSRC40	B. PENLAE	254.1	3	254.1	8	249.5	2	230.5	5	221.2	1	241,9
66	PORSCHE 911 RSR 3L - 1974	GTS27	D. DENAT	253.5	4	253.5	9	252.3	8	251.2	6	250.6	3	252,2
46	PORSCHE 911 RSR 3L - 1974	GTS27	L. MAXTED-PAGE	252.9	2	252.3	4	251.8	3	250.6	5	208.5	7	243,2
68	PORSCHE 911 RSR 3L - 1975	GTS27	M. ROOCK	251.8	7	250.6	8	229.1	4	228.6	6	222.5	3	236,5
60	PORSCHE 911 RSR 3L - 1974	GTS27	M. LECOURT	251.2	3	247.2	2	246.1	5	243.3	4	241.2	6	245,8
20	PORSCHE 911 RS 3L - 1974	GTS27	C. VAN RIET	251.2	4	241.2	3	238.0	2	202.3	8	193.4	5	225,2
32	LOLA T292 BDG - 1973	TSRC28	T. SINCLAIR	249.5	4	247.8	9	247.2	5	247.2	8	245.5	6	247,4
52	LOLA T280 DFV - 1972	TSRC29	C. BARBOT	248.9	1									248,9
21	FERRARI 512 BB LM - 1980	TSRC42	A. RITTWEGGER	247.8	4	240.7	5	205.8	2	200.5	3	165.3	1	212,0
22	LOLA T292 BDG - 1973	TSRC28	I. SIMMONDS	247.8	9	247.2	7	241.7	8	237.5	4	228.1	6	240,5
39	CHEETAH G601 - 1976	TSRC34	B. EGGIMANN	247.2	9	245.0	5	240.7	3	240.7	4	228.1	8	240,3
57	LOLA T290 - 1972	TSRC28	M. RICHARDSON	246.1	5	228.1	2	225.7	3	209.3	1	170.7	4	216,0
9	RENAULT ALPINE A443 - 1978	TSRC41	J. RAGNOTTI	242.3	9	239.6	4	238.0	2	236.5	8	228.6	3	237,0
18	FERRARI 512 BB LM - 1979	TSRC42	L. LUCCHINI	241.7	3	223.0	7	216.4	2	215.1	4	204.2	6	220,1
17	PORSCHE 911 RS 3L - 1974	GTS27	C. RUPP	240.1	4	232.5	7	230.0	3	224.8	8	222.5	5	230,0
55	PORSCHE 924 GTR - 1981	GTS37	P. SINGER	238.6	8	225.7	4	214.7	2	210.9	5	210.5	7	220,1
26	CHEVRON B36 BMW - 1976	TSRC40	L. ROSSIAUD	237.5	2	231.0	3	230.5	6	223.4	4	216.8	8	227,8
45	DE TOMASO Pantera Gr. IV - 1971	GTS27	D. VON DER LIECK	237.5	3	232.5	2	222.5	4	186.5	1	165.3	6	208,9
35	MOYNET LM 75 - 1975	TSRC28	G. PARGAMIN	234.5	3	223.9	2	219.8	7	216.4	5	185.2	8	216,0
16	BMW 3.0 CSL - 1973	TC25	H. WERGINZ	234.5	7	226.7	5	225.7	6	213.8	3	208.5	4	221,8
42	PORSCHE 935 K3 - 1979	GTP37	N. DIETEREN	233.0	3	223.0	4	208.9	2	197.2	5	157.9	1	204,0
3	BMW M1 Procar - 1979	GTS37	M. HINDERER	227.6	4	226.2	5	222.5	3	207.7	6	193.4	2	215,5
15	FERRARI 512 BB LM - 1978	TSRC42	J. BRATKE VON BERGEN	227.2	3	222.5	4	218.5	5	212.6	2	182.4	1	212,6
23	ASTON MARTIN DBS V8 - 1969	TSRC42	P. CHASE-GARDNER	227.2	6	220.3	7	208.1	2	208.1	8	200.5	3	212,8
64	LOLA T298 BMW - 1979	TSRC40	M. MONTEIRO	223.4	4	223.0	7	219.4	6	216.8	5	212.6	8	219,0
6	PORSCHE 924 GTR - 1981	GTP36	P. SIRAGNA	223.0	7	202.7	6	186.8	5	180.0	4	163.3	2	191,2
59	LOLA - DE CADENET T380 - DFV - 1975	TSRC29	H. LINDBERG	222.1	4	218.5	2	197.6	3	191.3	1			207,4
71	PORSCHE 911 RS 3L - 1974	GTS27	A. GADAL	220.7	3	190.0	6	183.9	2	181.5	5	168.6	7	188,9





8-9-10 | 20 JUILLET 16



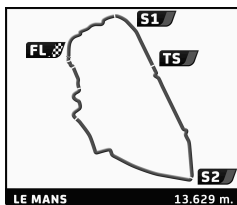
PLATEAU 6 - GRID 6 LE MANS CLASSIC 2016 QUALIFYING

Best Top Speeds

Nr	Car	Class	Top Speed Driver	Top 1		Top 2		Top 3		Top 4		Top 5		Avg
				Kph	Lap	Kph	Lap	Kph	Lap	Kph	Lap	Kph	Lap	
65	PORSCHE 911 RS 3L - 1974	GTS27	A. PRILL	215.5	4	206.9	6	203.5	3	195.8	7	191.0	2	202,5
7	LIGIER JS 2 - 1973	TSRC29	P. NICOLET	210.9	7	210.5	6	209.7	4	199.7	3	175.7	5	201,3
54	PORSCHE 911 RSR 3L - 1974	GTS27	H. HUBNER	210.1	4	210.1	8	209.3	7	206.5	3	195.1	5	206,2
80	OSELLA PA6 - BMW - 1978	TSRC40	W. ZWEIFLER	206.5	7	197.9	4	194.4	6	183.6	3	164.3	5	189,3
24	PORSCHE 930 Turbo - 1975	GTS37	J. PIQUET	205.0	4	194.1	2	194.1	3	190.7	6	184.9	7	193,8
77	PORSCHE 911 RS 3L - 1974	GTS27	J. BELLETESTE	199.0	7	176.2	3	173.2	2	171.3	1	168.9	5	177,7
34	PORSCHE 911 RSR 3L - 1975	GTS27	A. TERPINS	197.6	6	196.2	3	187.1	2	182.7	4	182.7	5	189,3
41	PORSCHE 930 Gr.IV - 1978	GTS37	F. SPIRGI	195.8	2	155.9	1							175,9
58	PORSCHE 911 RSR 3L - 1974	GTS27	L. ROBERT	195.1	1									195,1
72	DATSUN 240 Z - 1975	GTS26	R. CROFTON	191.3	8	186.1	5	184.6	6	182.1	7	181.2	4	185,1
48	BMW M1 - 1979	GTS37	A. LATHAM	184.9	2	183.9	4	177.7	6	177.1	3	176.2	7	180,0
11	LOLA T280 DFV -	TSRC29	F. MEINERS	155.2	1									155,2
8	PORSCHE 935 K3 - 1977	GTP37	J. MERLIN	150.1	1									150,1
51	BMW 3.0 CSL - 1973	TC25	A. BRADY	142.1	1									142,1
44	PORSCHE 935 K3 - 1980	GTP37	D. MAC NEIL	83.3	1									83,3
49	PORSCHE 911 RSR 3L - 1974	GTS27	J. MASS											
53	DODGE Charger - 1974	GTS37	C. SCHWARTZ											
79	PORSCHE 2.8 L RSR - 1973	GTS27	H. OSTMANN											
74	FORD GRAN TORINO - 1976	TSRC36												
43	GULF Mirage - 1974	TSRC29	R. GOETHE											
12	CHEVRON B31 BDG - 1975	TSRC34	L. CARON											
37	PORSCHE 911 Turbo RSR 2,1L - 1974	GTP37	F. PERRODO											
73	LOLA T292 BMW - 1973	TSRC28	L. KOLLY											
38	PORSCHE 935 - 1979	GTP37	E. MARIS											



8-9-10 | 20
JUILLET | 16



PLATEAU 6 - GRID 6
LE MANS CLASSIC 2016
QUALIFYING

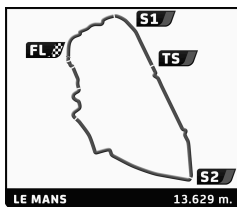
Fastest Lap Sequence

Practice Time	Drivers	Car	Class	Time	Kph	Lap
5:07.060	43 R. GOETHE / S. HALL	GULF Mirage - 1974	TSRC29	4:44.366	172.5	1
9:53.892	5 M. DEVIS / M. O'CONNELL	RONDEAU M.378 DFV - 1978	TSRC41	4:29.433	182.1	2
9:59.914	29 P. LAFARGUE	LOLA T298 BMW - 1979	TSRC40	4:21.100	187.9	2
10:02.264	75 G. CERON	CHEVROLET Monza - 1976	TSRC36	4:18.966	189.5	2
15:45.737	25 Y. SCEMAMA	TOJ SC 304 - 1976	TSRC35	4:15.397	192.1	3
19:59.824	25 Y. SCEMAMA	TOJ SC 304 - 1976	TSRC35	4:14.087	193.1	4
40:18.337	25 Y. SCEMAMA	TOJ SC 304 - 1976	TSRC35	4:10.154	196.1	8
48:39.447	25 Y. SCEMAMA	TOJ SC 304 - 1976	TSRC35	4:08.292	197.6	10





8-9-10 | 20
JUILLET | 16



PLATEAU 6 - GRID 6
LE MANS CLASSIC 2016
QUALIFYING

Analysis

Personal Best Session Best B Crossing the finish line in pit lane

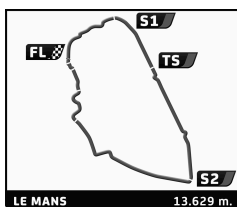
Table with columns: Lap, D, Time, Sector 1, Sector 2, Sector 3, Kph, Elapsed. Rows 1-12 showing driver names, car models, and lap times.

RICHARD MILLE





8-9-10 | 20 JUILLET | 16



PLATEAU 6 - GRID 6 LE MANS CLASSIC 2016 QUALIFYING

Analysis

■ Personal Best ■ Session Best ■ Crossing the finish line in pit lane

Lap	D	Time	Sector 1	Sector 2	Sector 3	Kph	Elapsed	Lap	D	Time	Sector 1	Sector 2	Sector 3	Kph	Elapsed
2	1	4:30.859	43.307	1:40.624	2:06.928	181.1	13:09.083	8	1	4:53.089	49.340	1:48.675	2:15.074	167.4	46:08.608
3	1	5:01.990 B	40.642	1:41.779	2:39.569	162.5	18:11.073								
4	1	8:59.047	5:13.996	1:42.156	2:02.895	91.0	27:10.120								
5	1	5:38.914 B				144.8	32:49.034								

14 1. Santiago ORJUELA
2. Juan Pablo ORJUELA

PORSCHE 911 RSR 3L - 1974
GTS27

1	1	5:34.192	52.151	1:52.355	2:49.686	146.8	7:08.940
2	1	4:53.763	48.670	1:51.027	2:14.066	167.0	12:02.703
3	1	5:01.130 B	45.675	1:50.270	2:25.185	162.9	17:03.833
4	1	7:28.582	3:16.615	1:54.337	2:17.630	109.4	24:32.415
5	1	4:50.459	45.953	1:50.130	2:14.376	168.9	29:22.874
6	1	4:54.015	46.546	1:51.158	2:16.311	166.9	34:16.889
7	1	4:54.580	45.670	1:49.757	2:19.153	166.6	39:11.469
8	1	4:59.754	45.968	1:50.563	2:23.223	163.7	44:11.223
9	1	4:54.565	45.648	1:53.477	2:15.440	166.6	49:05.788

15 1. Jörg BRATKE VON BERGEN
2. Oliver LOUISODER

FERRARI 512 BB LM - 1978
TSRC42

1	1	6:00.177	1:00.867	2:06.092	2:53.218	136.2	7:24.239
2	1	5:44.679 B	53.059	2:02.851	2:48.769	142.3	13:08.918
3	1	15:13.417	...	1:58.374	2:25.366	53.7	28:22.335
4	1	5:17.842 B	48.344	1:56.135	2:33.363	154.4	33:40.177
5	1	8:10.549 B	3:21.691	2:00.051	2:48.807	100.0	41:50.726

16 1. Heribert WERGINZ
2. Heinz JANITS

3. Ulrich ANDREE
4. Johannes HUBER

BMW 3.0 CSL - 1973
TC25

1	1	5:55.882	58.118	2:01.602	2:56.162	137.9	7:30.545
2	1	5:14.276	50.803	1:57.240	2:26.233	156.1	12:44.821
3	1	5:20.818 B	50.213	1:55.953	2:34.652	152.9	18:05.639
4	1	8:00.041	3:35.511	1:57.757	2:26.773	102.2	26:05.680
5	1	5:06.131	49.152	1:55.398	2:21.581	160.3	31:11.811
6	1	5:06.611	48.906	1:54.623	2:23.082	160.0	36:18.422
7	1	5:07.530	49.172	1:54.959	2:23.399	159.5	41:25.952

17 1. Charles RUPP
2. Philippe PEAUGER

PORSCHE 911 RS 3L - 1974
GTS27

1	1	6:10.773	57.991	2:04.780	3:08.002	132.3	8:12.398
2	1	5:07.197	50.051	1:54.726	2:22.420	159.7	13:19.595
3	1	5:05.121	48.790	1:52.784	2:23.547	160.8	18:24.716
4	1	5:19.161 B	48.298	1:52.144	2:38.719	153.7	23:43.877
5	1	7:06.463	2:35.505	1:58.276	2:32.682	115.0	30:50.340
6	1	5:18.347	51.894	1:56.568	2:29.885	154.1	36:08.687
7	1	5:19.032	52.030	1:55.696	2:31.306	153.8	41:27.719
8	1	5:16.343	48.978	1:57.499	2:29.866	155.1	46:44.062

18 1. Luigi LUCCHINI
2. Christian PESCATORI

FERRARI 512 BB LM - 1979
TSRC42

1	1	5:37.919	52.108	1:52.059	2:53.752	145.2	6:34.231
2	1	4:34.473	46.368	1:42.061	2:06.044	178.8	11:08.704
3	1	5:04.171 B	43.606	1:43.458	2:37.107	161.3	16:12.875
4	1	9:35.874	4:54.774	2:00.848	2:40.252	85.2	25:48.749
5	1	5:14.450	50.774	1:55.747	2:27.929	156.0	31:03.199
6	1	5:09.634	50.533	1:51.623	2:27.478	158.5	36:12.833
7	1	5:02.686	49.705	1:49.621	2:23.360	162.1	41:15.519

19 1. Christian BOURIEZ

FERRARI 512 BB LM - 1980
TSRC42

1	1	5:56.383	1:06.167	2:01.839	2:48.377	137.7	7:12.583
2	1	4:52.593	48.404	1:45.870	2:18.319	167.7	12:05.176
3	1	4:54.130	48.890	1:49.691	2:15.549	166.8	16:59.306
4	1	4:48.612	46.552	1:46.181	2:15.879	170.0	21:47.918
5	1	4:53.478	48.089	1:47.739	2:17.650	167.2	26:41.396
6	1	4:58.934 B	48.664	1:45.048	2:25.222	164.1	31:40.330
7	1	13:40.389	9:40.818	1:47.856	2:11.715	59.8	45:20.719

20 1. Christophe VAN RIET
2. Kristoffer CARTENIAN

PORSCHE 911 RS 3L - 1974
GTS27

1	1	5:50.339	57.194	2:00.209	2:52.936	140.0	7:18.777
2	1	4:57.062	48.494	1:50.097	2:18.471	165.2	12:15.839
3	1	4:54.341	46.840	1:50.915	2:16.586	166.7	17:10.180
4	1	5:09.540 B	46.388	1:50.656	2:32.496	158.5	22:19.720
5	1	7:40.173	2:58.256	2:03.757	2:38.160	106.6	29:59.893
6	1	5:28.989	52.717	2:00.654	2:35.618	149.1	35:28.882
7	1	5:15.105	51.164	1:56.250	2:27.691	155.7	40:43.987
8	1	5:12.856	50.085	1:54.263	2:28.508	156.8	45:56.843

21 1. Alexander RITTWEGER
2. Sam HANCOCK

FERRARI 512 BB LM - 1980
TSRC42

1	1	6:01.395 B	1:02.675	1:58.279	3:00.441	135.8	7:21.997
2	1	13:08.920	9:00.216	1:50.375	2:18.329	62.2	20:30.917
3	1	4:40.282	45.626	1:46.664	2:07.992	175.1	25:11.199
4	1	4:30.913	43.855	1:41.172	2:05.886	181.1	29:42.112
5	1	4:48.932 B	43.109	1:41.907	2:23.916	169.8	34:31.044
6	1	11:36.174	6:48.414	2:07.227	2:40.533	70.5	46:07.218

22 1. Ian SIMMONDS
2. James CLARIDGE

LOLA T292 BDG - 1973
TSRC28

1	1	6:02.165	54.106	1:58.930	3:09.129	135.5	7:05.507
2	1	5:06.677	53.470	1:49.307	2:23.900	160.0	12:12.184
3	1	4:54.745	48.032	1:47.552	2:19.161	166.5	17:06.929
4	1	5:09.043 B	46.055	1:46.794	2:36.194	158.8	22:15.972
5	1	6:51.095	2:29.941	1:55.377	2:25.777	119.4	29:07.067
6	1	5:04.057	49.862	1:50.410	2:23.785	161.4	34:11.124
7	1	5:00.034	48.772	1:49.442	2:21.820	163.5	39:11.158
8	1	4:55.437	47.465	1:48.673	2:19.299	166.1	44:06.595
9	1	4:49.995	46.985	1:47.750	2:15.260	169.2	48:56.590

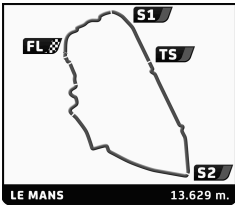
23 1. Paul CHASE-GARDENER
2. David ALLEN

ASTON MARTIN DBS VB - 1969
TSRC42

1	1	6:29.475	1:02.162	2:19.365	3:07.948	126.0	8:19.059
2	1	5:35.668	55.836	2:05.271	2:34.561	146.2	13:54.727
3	1	5:31.579	53.019	2:03.666	2:34.894	148.0	19:26.306
4	1	5:37.975 B	52.871	2:02.274	2:42.830	145.2	25:04.281
5	1	8:17.449	3:44.336	2:01.788	2:31.325	98.6	33:21.730
6	1	5:11.159	49.630	1:55.489	2:26.040	157.7	38:32.889
7	1	5:04.001	49.615	1:51.478	2:22.908	161.4	43:36.890
8	1	5:07.707	48.692	1:53.572	2:25.443	159.5	48:44.597



8-9-10 | 20
JUILLET | 16



PLATEAU 6 - GRID 6
LE MANS CLASSIC 2016
QUALIFYING

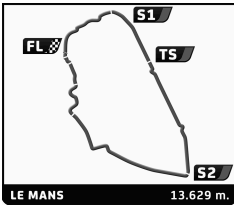
Analysis

Personal Best Session Best B Crossing the finish line in pit lane

Table with columns: Lap, D, Time, Sector 1, Sector 2, Sector 3, Kph, Elapsed. Contains data for drivers 24-34 across multiple laps.



8-9-10 | 20
JUILLET | 16



PLATEAU 6 - GRID 6
LE MANS CLASSIC 2016
QUALIFYING

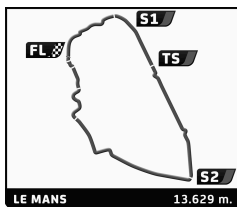
Analysis

Personal Best Session Best B Crossing the finish line in pit lane

Table with columns: Lap, D, Time, Sector 1, Sector 2, Sector 3, Kph, Elapsed. Contains data for drivers 35, 36, 37, 38, 39, 40, 41, 42, 43, 44, 45, 46.



8-9-10 | 20
JUILLET | 16



PLATEAU 6 - GRID 6
LE MANS CLASSIC 2016
QUALIFYING

Analysis

Personal Best Session Best B Crossing the finish line in pit lane

Table with columns: Lap, D, Time, Sector 1, Sector 2, Sector 3, Kph, Elapsed. Row 48: 1.Amaury LATHAM, BMW M1 - 1979, GTS37. Lap 1: 4:48.779, 45.654, 1:48.186, 2:14.939, 169.9, 21:54.027.

Table with columns: Lap, D, Time, Sector 1, Sector 2, Sector 3, Kph, Elapsed. Row 49: 1.Jochen MASS, 2.Russell GEE, 3.George CALFO, 4.Jim PACE, PORSCHE 911 RSR 3L - 1974, GTS27. Lap 1: 5:55.601, 50.713, 1:49.987, 3:14.901, 138.0, 7:11.759.

Table with columns: Lap, D, Time, Sector 1, Sector 2, Sector 3, Kph, Elapsed. Row 51: 1.Adrian George BRADY, BMW 3.0 CSL - 1973, TC25. Lap 1: 6:36.950, 1:08.504, 2:18.383, 3:10.063, 123.6, 8:16.052.

Table with columns: Lap, D, Time, Sector 1, Sector 2, Sector 3, Kph, Elapsed. Row 52: 1.Carlos BARBOT, LOLA T280 DFV - 1972, TSRC29. Lap 1: 4:41.042, 47.212, 1:40.039, 2:13.791, 174.6, 45:54.757.

Table with columns: Lap, D, Time, Sector 1, Sector 2, Sector 3, Kph, Elapsed. Row 53: 1.Christophe SCHWARTZ, DODGE Charger - 1974, GTS37. Lap 1: 6:53.156, 1:03.000, 2:25.772, 3:24.384, 118.8, 8:44.807.

Table with columns: Lap, D, Time, Sector 1, Sector 2, Sector 3, Kph, Elapsed. Row 54: 1.Hans-Joerg HUBNER, PORSCHE 911 RSR 3L - 1974, GTS27. Lap 1: 6:28.462, 1:01.311, 2:15.302, 3:11.849, 126.3, 8:26.354.

Table with columns: Lap, D, Time, Sector 1, Sector 2, Sector 3, Kph, Elapsed. Row 55: 1.Paul SINGER, PORSCHE 924 GTR - 1981, GTS37. Lap 1: 5:16.224, 49.730, 1:56.161, 2:28.631, 155.2, 43:16.701.

Table with columns: Lap, D, Time, Sector 1, Sector 2, Sector 3, Kph, Elapsed. Row 56: 1.Chris MAC ALLISTER, GULF Mirage - 1973, TSRC29. Lap 1: 6:17.564, 58.642, 2:07.412, 3:11.510, 129.9, 6:41.345.

Table with columns: Lap, D, Time, Sector 1, Sector 2, Sector 3, Kph, Elapsed. Row 57: 1.Mark RICHARDSON, LOLA T290 - 1972, TSRC28. Lap 1: 5:11.261, 54.521, 1:40.588, 2:36.152, 157.6, 5:54.763.

Table with columns: Lap, D, Time, Sector 1, Sector 2, Sector 3, Kph, Elapsed. Row 58: 1.Lionel ROBERT, 2.Gys VAN LENNEP, 3.Claudio RODDARO, PORSCHE 911 RSR 3L - 1974, GTS27. Lap 1: 5:58.156, 53.502, 1:53.869, 3:10.785, 137.0, 6:37.585.

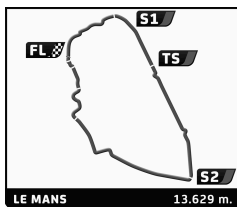
Table with columns: Lap, D, Time, Sector 1, Sector 2, Sector 3, Kph, Elapsed. Row 59: 1.Henrik LINDBERG, LOLA - DE CADENET T380 - DFV - 1975, TSRC29. Lap 1: 5:42.049, 56.075, 1:57.011, 2:48.963, 143.4, 7:14.585.

Table with columns: Lap, D, Time, Sector 1, Sector 2, Sector 3, Kph, Elapsed. Row 60: 1.Michel LECOURT, 2.Raymond NARAC, PORSCHE 911 RSR 3L - 1974, GTS27. Lap 1: 5:33.109, 51.279, 1:52.004, 2:49.826, 147.3, 7:08.072.

Table with columns: Lap, D, Time, Sector 1, Sector 2, Sector 3, Kph, Elapsed. Row 61: 1.Bertrand PENLAE, CHEVRON B36 BMW - 1976, TSRC40. Lap 1: 5:16.527, 48.354, 1:49.075, 2:39.098, 155.0, 5:42.269.



8-9-10 | 20
JUILLET | 16



PLATEAU 6 - GRID 6
LE MANS CLASSIC 2016
QUALIFYING

Analysis

Personal Best Session Best B Crossing the finish line in pit lane

Table with 14 columns: Lap, D, Time, Sector 1, Sector 2, Sector 3, Kph, Elapsed. Contains two sets of lap data for various drivers.

62 1. David FERRER 2. MR JOHN OF B LANCIA Beta Gr. V - 1979 TSRC40

Lap data for driver 62 (David Ferrer)

68 1. Michael ROOCK 2. Uwe ALZEN PORSCHE 911 RSR 3L - 1975 GTS27

Lap data for driver 68 (Michael Roock)

64 1. Manuel MONTEIRO 2. Claude MONTEIRO LOLA T298 BMW - 1979 TSRC40

Lap data for driver 64 (Manuel Monteiro)

69 1. MR JOHN OF B 2. David FERRER 3. Soheil AYARI FERRARI 512 BB LM - 1979 GTS37

Lap data for driver 69 (Mr John of B)

65 1. Andrew PRILL 2. Robert BARRIE PORSCHE 911 RS 3L - 1974 GTS27

Lap data for driver 65 (Andrew Prill)

70 1. Frédéric DA ROCHA LOLA T298 BMW - 1979 TSRC40

Lap data for driver 70 (Frédéric da Rocha)

66 1. Didier DENAT PORSCHE 911 RSR 3L - 1974 GTS27

Lap data for driver 66 (Didier Denat)

71 1. Alain GADAL 2. André GAHINET SEGOLEN 3. Gilles BLASCO PORSCHE 911 RS 3L - 1974 GTS27

Lap data for driver 71 (Alain Gadal)

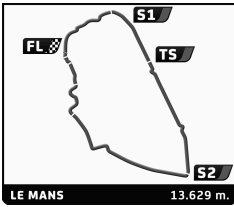
67 1. Gianluca RATTAZZI 2. Emanuele PIRRO LOLA T290 BDG - 1972 TSRC28

Lap data for driver 67 (Gianluca Rattazzi)

72 1. Robert CROFTON DATSUN 240 Z - 1975 GTS26



8-9-10 | 20 JUILLET | 16



PLATEAU 6 - GRID 6 LE MANS CLASSIC 2016 QUALIFYING

Analysis

■ Personal Best
 ■ Session Best
 ■ B Crossing the finish line in pit lane

Lap	D	Time	Sector 1	Sector 2	Sector 3	Kph	Elapsed	Lap	D	Time	Sector 1	Sector 2	Sector 3	Kph	Elapsed
-----	---	------	----------	----------	----------	-----	---------	-----	---	------	----------	----------	----------	-----	---------

1	1	6:52.832	1:03.394	2:27.376	3:22.062	118.8	8:39.526
2	1	5:50.160	56.254	2:14.035	2:39.871	140.1	14:29.686
3	1	5:52.838	54.425	2:13.408	2:45.005	139.1	20:22.524
4	1	5:48.230	54.028	2:13.326	2:40.876	140.9	26:10.754
5	1	5:45.116	54.035	2:08.436	2:42.645	142.2	31:55.870
6	1	5:43.318	54.206	2:09.086	2:40.026	142.9	37:39.188
7	1	5:39.476	53.013	2:08.507	2:37.956	144.5	43:18.664
8	1	5:35.218	52.942	2:06.185	2:36.091	146.4	48:53.882

73		1.Louis KOLLY		LOLA T292 BMW - 1973		TSRC28	
----	--	---------------	--	----------------------	--	--------	--

1	1	6:26.532	57.505	2:16.165	3:12.862	126.9	8:39.345
2	1	6:00.175 B	51.726	2:12.747	2:55.702	136.2	14:39.520

75		1.Gilles CERON		CHEVROLET Monza - 1976		TSRC36	
----	--	----------------	--	------------------------	--	--------	--

1	1	5:03.169	49.726	1:41.055	2:32.388	161.8	5:43.298
2	1	4:18.966	42.278	1:33.913	2:02.775	189.5	10:02.264
3	1	4:22.009	45.115	1:34.486	2:02.408	187.3	14:24.273
4	1	7:01.140B	42.769	1:37.874	4:40.497	116.5	21:25.413
5	1	5:56.356	2:14.553	1:35.490	2:06.313	137.7	27:21.769
6	1	4:26.626	42.690	1:36.848	2:07.088	184.0	31:48.395
7	1	4:37.264B	43.843	1:36.290	2:17.131	177.0	36:25.659

76		1.Russell BÜSST		CHEVRON 831 BDG - 1975		TSRC34	
----	--	-----------------	--	------------------------	--	--------	--

1	1	5:27.990	51.398	1:46.435	2:50.157	149.6	6:07.104
2	1	4:33.362	45.097	1:43.530	2:04.735	179.5	10:40.466
3	1	4:28.077	41.785	1:41.599	2:04.693	183.0	15:08.543
4	1	4:57.072B	45.918	1:44.960	2:26.194	165.2	20:05.615
5	1	10:27.064	5:54.951	1:43.533	2:48.580	78.2	30:32.679
6	1	4:37.419	43.280	1:44.714	2:09.425	176.9	35:10.098
7	1	4:31.407	42.241	1:42.712	2:06.454	180.8	39:41.505
8	1	4:28.340	41.807	1:42.556	2:03.977	182.8	44:09.845
9	1	4:34.399	41.767	1:43.180	2:09.452	178.8	48:44.244

77		1.Jean-Marie BELLETESTE		PORSCHÉ 911 RS 3L - 1974		GTS27	
----	--	-------------------------	--	--------------------------	--	-------	--

1	1	6:39.124	1:02.956	2:17.028	3:19.140	122.9	8:40.724
2	1	6:21.092	59.981	2:16.799	3:04.312	128.7	15:01.816
3	1	6:14.950	1:02.189	2:14.628	2:58.133	130.9	21:16.766
4	1	6:15.566	1:01.489	2:17.153	2:56.924	130.6	27:32.332
5	1	6:19.538B	59.795	2:17.700	3:02.043	129.3	33:51.870
6	1	9:01.438	3:56.582	2:12.106	2:52.750	90.6	42:53.308
7	1	5:53.505	56.768	2:08.274	2:48.463	138.8	48:46.813

78		1.Ulrich SCHUMACHER		PORSCHÉ 936 - 1982		TSRC41	
----	--	---------------------	--	--------------------	--	--------	--

1	1	5:53.424B	1:00.508	1:55.124	2:57.792	138.8	7:37.992
2	1	10:47.229	6:55.492	1:43.494	2:08.243	75.8	18:25.221
3	1	4:20.688	45.108	1:35.209	2:00.371	188.2	22:45.909
4	1	4:15.260	41.521	1:33.471	2:00.268	192.2	27:01.169
5	1	4:17.249	41.790	1:35.361	2:00.098	190.7	31:18.418
6	1	4:14.141	41.783	1:35.200	1:57.158	193.1	35:32.559
7	1	4:19.804B	41.622	1:31.979	2:06.203	188.9	39:52.363

79		1.Heiko OSTMANN		PORSCHÉ 2.8 L RSR - 1973		GTS27	
----	--	-----------------	--	--------------------------	--	-------	--

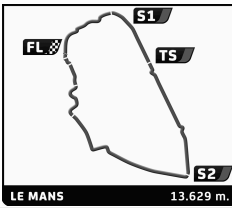
1	1	6:28.668			3:12.150	126.2	8:12.456
2	1	5:36.817	57.646	2:01.731	2:37.440	145.7	13:49.273
3	1	5:41.906B	53.742	1:59.713	2:48.451	143.5	19:31.179
4	1	8:29.417	3:14.032	2:21.970	2:53.415	96.3	28:00.596
5	1	5:43.011	55.666	2:05.364	2:41.981	143.0	33:43.607
6	1	5:41.501	55.182	2:04.593	2:41.726	143.7	39:25.108
7	1	5:38.168	55.616	2:02.646	2:39.906	145.1	45:03.276

80		1.Wolf ZWEIFLER		OSELLA PA6 - BMW - 1978		TSRC40	
----	--	-----------------	--	-------------------------	--	--------	--

1	1	6:39.376	1:04.222	2:22.455	3:12.699	122.9	8:51.963
2	1	6:22.602B	58.933	2:10.447	3:13.222	128.2	15:14.565
3	1	8:06.699	3:14.615	2:05.950	2:46.134	100.8	23:21.264
4	1	5:40.474	54.599	2:04.001	2:41.874	144.1	29:01.738
5	1	5:45.648	56.766	2:08.052	2:40.830	141.9	34:47.386
6	1	5:29.235	53.100	2:01.210	2:34.925	149.0	40:16.621
7	1	5:33.743	52.039	2:04.228	2:37.476	147.0	45:50.364



8-9-10 | 20
JUILLET | 16



PLATEAU 6 - GRID 6
LE MANS CLASSIC 2016
NIGHT SESSION

Classification

Table with columns: Nr. Drivers, Car, Cl, Time, Lap, Total, Gap, Kph. Lists race results for 74 drivers.

Fastest Lap | Lap 4 | Ulrich SCHUMACHER | 4:11.706 | 194.9 Kph

Published at:

Track Status: DRY

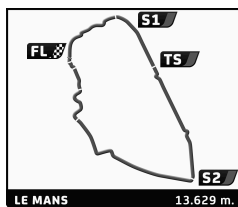
Table with Race Director and Timekeeper fields.

RICHARD MILLE





8-9-10 | 20 JUILLET | 16



PLATEAU 6 - GRID 6 LE MANS CLASSIC 2016 NIGHT SESSION

Best Sector Times

SECTOR 1			SECTOR 2			SECTOR 3			Pos	Nr	Ideal Lap	Best Lap
Pos	Nr	Time	Nr	Time	Nr	Time						
1	29	40.512	78	1:31.330	78	1:58.247	1	78	4:10.833	4:11.706	(1)	
2	78	41.256	75	1:34.160	29	1:59.921	2	5	4:16.292	4:16.292	(2)	
3	11	41.448	5	1:34.330	5	2:00.044	3	29	4:20.848	4:20.848	(3)	
4	30	41.651	11	1:39.009	56	2:03.284	4	75	4:21.120	4:23.298	(4)	
5	12	41.776	56	1:39.320	11	2:03.876	5	11	4:24.333	4:24.333	(5)	
6	56	41.818	52	1:39.343	75	2:04.418	6	56	4:24.422	4:24.422	(6)	
7	5	41.918	1	1:39.840	12	2:04.427	7	12	4:27.047	4:28.304	(7)	
8	70	42.300	33	1:39.867	30	2:05.140	8	30	4:27.710	4:28.756	(8)	
9	75	42.542	29	1:40.415	3	2:07.405	9	33	4:30.397	4:36.693	(15)	
10	1	42.626	21	1:40.488	33	2:07.900	10	1	4:30.398	4:31.057	(9)	
11	33	42.630	36	1:40.500	1	2:07.932	11	3	4:32.011	4:32.011	(10)	
12	3	42.963	12	1:40.844	36	2:08.842	12	36	4:33.994	4:36.823	(16)	
13	76	43.636	30	1:40.919	70	2:09.188	13	70	4:34.530	4:34.875	(12)	
14	21	43.707	3	1:41.643	10	2:09.366	14	52	4:34.856	4:34.856	(11)	
15	57	43.792	19	1:42.622	57	2:09.430	15	57	4:36.225	4:36.545	(14)	
16	2	44.013	42	1:42.925	19	2:09.436	16	19	4:36.516	4:36.516	(13)	
17	10	44.074	57	1:43.003	2	2:09.920	17	21	4:37.226	4:38.836	(18)	
18	39	44.310	70	1:43.042	38	2:10.035	18	10	4:37.753	4:37.753	(17)	
19	52	44.454	37	1:43.664	52	2:11.059	19	2	4:39.422	4:39.552	(19)	
20	19	44.458	45	1:43.949	9	2:11.197	20	38	4:40.182	4:41.263	(21)	
21	38	44.565	59	1:43.983	76	2:12.930	21	9	4:40.818	4:41.113	(20)	
22	36	44.652	9	1:44.269	21	2:13.031	22	76	4:43.411	4:51.283	(27)	
23	61	44.838	10	1:44.313	61	2:14.538	23	37	4:44.451	4:46.903	(23)	
24	9	45.352	40	1:45.398	39	2:14.824	24	45	4:45.828	4:45.828	(22)	
25	37	45.501	2	1:45.489	37	2:15.286	25	39	4:46.119	4:49.592	(25)	
26	42	45.822	38	1:45.582	40	2:15.766	26	40	4:47.045	4:50.342	(26)	
27	45	45.851	76	1:46.845	45	2:16.028	27	42	4:49.159	4:51.483	(28)	
28	40	45.881	39	1:46.985	18	2:17.246	28	61	4:49.457	4:49.591	(24)	
29	14	46.295	18	1:48.983	14	2:18.640	29	59	4:51.047	4:52.306	(29)	
30	27	46.505	61	1:50.081	46	2:18.684	30	18	4:52.887	4:53.067	(30)	
31	18	46.658	27	1:50.751	59	2:18.891	31	14	4:58.095	5:00.375	(32)	
32	26	47.284	31	1:52.051	42	2:20.412	32	46	4:58.630	4:58.714	(31)	
33	46	47.708	46	1:52.238	27	2:22.356	33	27	4:59.612	5:02.353	(33)	
34	59	48.173	14	1:53.160	20	2:23.477	34	20	5:05.965	5:06.309	(34)	
35	20	48.287	20	1:54.201	26	2:26.276	35	26	5:08.388	5:08.867	(35)	
36	6	48.571	6	1:54.287	49	2:28.764	36	6	5:12.984	5:12.984	(36)	
37	22	48.998	26	1:54.828	17	2:28.911	37	31	5:14.720	5:27.015	(46)	
38	7	49.282	22	1:55.904	60	2:29.468	38	71	5:15.908	5:15.908	(37)	
39	71	49.290	35	1:56.005	7	2:29.601	39	49	5:15.962	5:15.962	(38)	
40	15	49.796	71	1:56.661	71	2:29.957	40	17	5:17.243	5:17.290	(39)	
41	31	49.923	17	1:56.720	6	2:30.126	41	15	5:17.926	5:26.147	(45)	
42	60	50.118	49	1:56.752	15	2:30.516	42	22	5:18.149	5:19.658	(42)	
43	49	50.446	15	1:57.614	65	2:31.015	43	7	5:18.272	5:18.567	(40)	
44	35	51.215	65	1:58.679	31	2:32.746	44	60	5:19.382	5:19.382	(41)	
45	24	51.309	7	1:59.389	22	2:33.247	45	35	5:21.127	5:21.551	(43)	
46	65	51.591	60	1:59.796	35	2:33.907	46	65	5:21.285	5:23.012	(44)	
47	17	51.612	23	2:00.767	34	2:36.713	47	23	5:29.863	5:40.851	(49)	
48	23	51.779	4	2:01.464	23	2:37.317	48	34	5:36.398	5:43.679	(51)	
49	34	51.817	55	2:01.972	72	2:37.670	49	79	5:36.934	5:46.673	(53)	
50	72	52.746	79	2:03.659	79	2:38.958	50	24	5:37.433	5:41.682	(50)	
51	55	53.066	24	2:04.667	4	2:39.509	51	4	5:37.811	5:37.811	(47)	
52	79	54.317	72	2:07.624	53	2:41.148	52	72	5:38.040	5:38.433	(48)	

RICHARD MILLE



Le Point



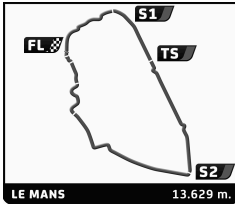
ARTCURIAL // Motorcars



NOSTALGIE



8-9-10 | 20 JUILLET | 16



PLATEAU 6 - GRID 6 LE MANS CLASSIC 2016 NIGHT SESSION

Best Sector Times

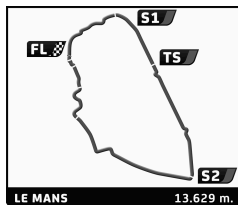
Pos	SECTOR 1		SECTOR 2		SECTOR 3		Pos	Nr	Ideal Lap	Best Lap
	Nr	Time	Nr	Time	Nr	Time				
53	43	54.444	34	2:07.868	24	2:41.457	53	55	5:41.391	5:44.060 (52)
54	53	54.456	48	2:10.188	55	2:46.353	54	53	5:46.550	5:47.310 (54)
55	48	56.736	53	2:10.946	48	2:49.994	55	48	5:56.918	5:58.344 (55)
56	4	56.838	77	2:11.359	77	2:55.645	56	77	6:05.772	6:10.742 (56)
57	77	58.768	67	2:22.923	67	3:08.367	57	67	6:30.261	6:32.434 (57)
58	67	58.971	43	3:32.517	43	4:21.296	58	43	8:48.257	8:48.257 (58)





8-9-10 | 2016

JUILLET



PLATEAU 6 - GRID 6

LE MANS CLASSIC 2016

NIGHT SESSION

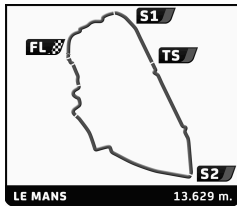
Best Top Speeds

Nr	Car	Class	Top Speed Driver	Top 1		Top 2		Top 3		Top 4		Top 5		Avg
				Kph	Lap	Kph	Lap	Kph	Lap	Kph	Lap	Kph	Lap	
5	RONDEAU M 378 DFV - 1978	TSRC41	M. DEVIS	298.5	3	251.2	2	240.1	4	181.8	1			242,9
33	LOLA T286 - 1976	TSRC41	D. GUENAT	289.0	2	248.3	3	196.2	1					244,5
78	PORSCHE 936 - 1982	TSRC41	U. SCHUMACHER	286.8	5	262.0	4	250.6	6	211.3	2	207.3	3	243,6
59	LOLA - DE CADENET T380 - DFV - 1975	TSRC29	H. LINDBERG	284.5	3	210.5	2	160.4	1					218,5
30	SAUBER C5 BMW - 1976	TSRC34	P. SCEMAMA	269.1	7	269.1	8	260.8	6	239.1	3	238.0	4	255,2
3	BMW M1 Procar - 1979	GTS37	M. HINDERER	268.5	4	266.5	6	266.5	7	263.3	8	260.1	2	265,0
70	LOLA T298 BMW - 1979	TSRC40	F. DA ROCHA	266.5	2	257.1	3	206.9	4	206.5	1			234,3
29	LOLA T298 BMW - 1979	TSRC40	P. LAFARGUE	265.8	3	263.3	2	254.1	4	229.5	1			253,2
10	LANCIA Beta Gr. V -	TSRC40	F. MEINERS	265.2	3	257.1	2	245.5	6	239.1	5	222.5	4	245,9
19	FERRARI 512 BB LM - 1980	TSRC42	C. BOURIEZ	261.4	7	246.6	2	242.8	4	227.6	3	224.4	5	240,6
75	CHEVROLET Monza - 1976	TSRC36	G. CERON	258.3	4	255.3	2	231.0	3	229.5	5	181.8	1	231,2
1	INALTERA - 1976	TSRC35	H. PESCAROLO	257.1	7	255.3	6	253.5	2	252.3	3	195.8	5	242,8
40	PORSCHE 934 - 1976	GTS32	M. FRATTI	252.3	3	240.1	7	235.0	2	234.0	6	221.6	5	236,6
45	DE TOMASO Pantera Gr. IV - 1971	GTS27	D. VON DER LIECK	250.0	2	239.1	3	180.0	1					223,0
56	GULF Mirage - 1973	TSRC29	C. MAC ALLISTER	249.5	5	240.7	4	215.5	2	206.2	3	198.3	6	222,0
2	BMW M1 Procar - 1979	GTS37	C. TRABER	247.8	3	226.7	4	226.2	2	205.4	1			226,5
36	PORSCHE 935 - 1978	GTP37	S. MEYERS	246.6	3	224.4	2	186.5	1					219,2
46	PORSCHE 911 RSR 3L - 1974	GTS27	L. MAXTED-PAGE	246.1	5	246.1	6	233.0	3	201.6	4	188.1	2	223,0
14	PORSCHE 911 RSR 3L - 1974	GTS27	S. ORJUELA	245.0	4	241.7	3	223.4	2	205.8	1	194.1	5	222,0
52	LOLA T280 DFV - 1972	TSRC29	C. BARBOT	245.0	4	237.0	3	212.6	2	161.2	1			214,0
21	FERRARI 512 BB LM - 1980	TSRC42	A. RITTWEGER	244.4	2	234.5	3	218.5	4	203.1	5	174.8	1	215,1
26	CHEVRON B36 BMW - 1976	TSRC40	L. ROSSIAUD	244.4	3	224.8	2	214.2	4	210.1	6	202.7	1	219,2
18	FERRARI 512 BB LM - 1979	TSRC42	L. LUCCHINI	242.8	7	240.1	5	235.5	6	222.1	2	215.9	3	231,3
61	CHEVRON B36 BMW - 1976	TSRC40	B. PENLAE	242.3	3	240.1	5	238.6	4	215.1	2	200.8	6	227,4
35	MOYNET LM 75 - 1975	TSRC28	G. PARGAMIN	240.7	4	211.3	2	208.1	3	182.4	1			210,6
60	PORSCHE 911 RSR 3L - 1974	GTS27	M. LECOURT	231.0	2	169.7	1							200,4
17	PORSCHE 911 RS 3L - 1974	GTS27	C. RUPP	230.0	6	221.2	3	207.7	4	200.5	5	186.1	2	209,1
39	CHEETAH G601 - 1976	TSRC34	B. EGGIMANN	227.2	7	223.4	6	216.8	3	202.3	2	196.2	4	213,2
57	LOLA T290 - 1972	TSRC28	M. RICHARDSON	225.7	5	218.1	3	214.2	2	210.9	4	147.4	1	203,3
6	PORSCHE 924 GTR - 1981	GTP36	P. SIRAGNA	223.9	2	205.0	3	181.5	1					203,5
27	CHEVRON B21 BDG - 1972	TSRC28	J. LEGRAS	221.6	6	209.3	5	186.5	4	157.9	3	148.2	2	184,7
76	CHEVRON B31 BDG - 1975	TSRC34	R. BÜST	219.0	3	212.6	2	188.4	4	174.0	1			198,5
15	FERRARI 512 BB LM - 1978	TSRC42	J. BRATKE VON BERGEN	217.6	5	214.7	2	188.1	4	185.2	3	151.1	1	191,3
42	PORSCHE 935 K3 - 1979	GTP37	N. D'ETEREN	216.4	1	213.8	3	181.8	2					204,0
71	PORSCHE 911 RS 3L - 1974	GTS27	A. GADAL	214.7	4	213.8	5	203.1	3	201.6	1	199.0	6	206,4
20	PORSCHE 911 RS 3L - 1974	GTS27	C. VAN RIET	213.8	4	212.6	6	203.5	5	201.2	3	191.0	2	204,4
7	LIGIER JS 2 - 1973	TSRC29	P. NICOLET	213.0	5	211.3	6	208.5	4	200.1	1	196.9	3	206,0
31	CHEVRON B31 BDG - 1975	TSRC34	D. TITFORD	211.3	2	167.3	1	162.1	4	152.0	3			173,2
65	PORSCHE 911 RS 3L - 1974	GTS27	A. PRILL	210.9	4	210.5	5	196.9	6	190.7	3	189.0	2	199,6
24	PORSCHE 930 Turbo - 1975	GTS37	J. PIQUET	204.2	2	190.0	4	178.8	3	172.1	1			186,3
55	PORSCHE 924 GTR - 1981	GTS37	P. SINGER	203.5	3	200.8	2	166.0	1	152.8	4			180,8
9	RENAULT ALPINE A443 - 1978	TSRC41	J. RAGNOTTI	201.6	2	187.3	3	177.9	4	163.1	1			182,6
22	LOLA T292 BDG - 1973	TSRC28	I. SIMMONDS	201.2	4	200.5	2	191.7	6	177.9	3	172.3	5	188,7
23	ASTON MARTIN DBS V8 - 1969	TSRC42	P. CHASE-GARDNER	195.8	3	189.7	4	183.3	2	179.4	1	173.2	6	184,3
72	DATSUN 240 Z - 1975	GTS26	R. CROFTON	189.4	3	183.0	2	169.7	4	163.8	1	154.1	5	172,0
34	PORSCHE 911 RSR 3L - 1975	GTS27	A. TERPINS	180.6	1									180,6
4	FERRARI 512 BB LM - 1980	TSRC42	R. LIPS	174.3	1									174,3
48	BMW M1 - 1979	GTS37	A. LATHAM	169.4	5	169.4	6	155.0	2	153.9	4	152.4	3	160,0
67	LOLA T290 BDG - 1972	TSRC28	G. RATTAZZI	166.0	5	150.7	4	150.1	3	131.0	2	111.5	1	141,9
77	PORSCHE 911 RS 3L - 1974	GTS27	J. BELLETESTE	164.5	4	161.6	2	157.7	5	152.2	3	123.9	1	152,0
43	GULF Mirage - 1974	TSRC29	R. GOETHE	101.1	1									101,1





**8-9-10 | 20
JUILLET 16**



PLATEAU 6 - GRID 6
LE MANS CLASSIC 2016
NIGHT SESSION

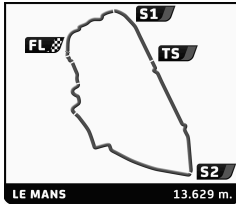
Best Top Speeds

Nr	Car	Class	Top Speed Driver	Top 1		Top 2		Top 3		Top 4		Top 5	
				Kph	Lap	Kph	Lap	Kph	Lap	Kph	Lap	Kph	Lap
51	BMW 3.0 CSL - 1973	TC25											
64	LOLA T298 BMW - 1979	TSRC40											
68	PORSCHE 911 RSR 3L - 1975	GTS27											
12	CHEVRON B31 BDG - 1975	TSRC34	L. CARON										
54	PORSCHE 911 RSR 3L - 1974	GTS27											
58	PORSCHE 911 RSR 3L - 1974	GTS27											
66	PORSCHE 911 RSR 3L - 1974	GTS27											
79	PORSCHE 2.8 L RSR - 1973	GTS27	H. OSTMANN										
38	PORSCHE 935 - 1979	GTP37	E. MARIS										
37	PORSCHE 911 Turbo RSR 2.1L - 1974	GTP27	F. PERRODO										
53	DODGE Charger - 1974	GTS37	C. SCHWARTZ										
69	FERRARI 512 BB LM - 1979	TSRC42											
32	LOLA T292 BDG - 1973	TSRC28											
8	PORSCHE 935 K3 - 1977	GTP37											
16	BMW 3.0 CSL - 1973	TC25											
49	PORSCHE 911 RSR 3L - 1974	GTS27	J. MASS										
80	OSELLA PA6 - BMW - 1978	TSRC40											
74	FORD GRAN TORINO - 1976	TSRC36											
44	PORSCHE 935 K3 - 1980	GTP37											
62	LANCIA Beta Gr. V - 1979	TSRC40											
11	LOLA T280 DFV -	TSRC29	F. MEINERS										
25	TOJ SC 304 - 1976	TSRC35											
73	LOLA T292 BMW - 1973	TSRC28											





8-9-10 | 20
JUILLET | 16



PLATEAU 6 - GRID 6
LE MANS CLASSIC 2016
NIGHT SESSION

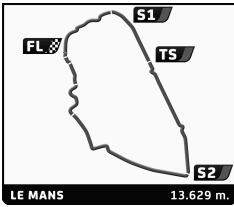
Fastest Lap Sequence

Practice Time	Drivers	Car	Class	Time	Kph	Lap
5:10.311	29 P. LAFARGUE	LOLA T298 BMW - 1979	TSRC40	4:49.403	169.5	1
9:35.708	29 P. LAFARGUE	LOLA T298 BMW - 1979	TSRC40	4:25.397	184.9	2
13:56.556	29 P. LAFARGUE	LOLA T298 BMW - 1979	TSRC40	4:20.848	188.1	3
15:33.467	5 M. DEVIS / M. O'CONNELL	RONDEAU M.378 DFV - 1978	TSRC41	4:16.292	191.4	3
21:13.653	78 U. SCHUMACHER / M. WERNER	PORSCHE 936 - 1982	TSRC41	4:11.706	194.9	4





8-9-10 | 20
JUILLET | 16



PLATEAU 6 - GRID 6
LE MANS CLASSIC 2016
NIGHT SESSION

Analysis

Personal Best Session Best B Crossing the finish line in pit lane

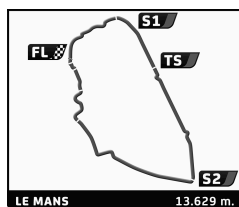
Table with columns: Lap, D, Time, Sector 1, Sector 2, Sector 3, Kph, Elapsed. Rows are grouped by driver number (1-17) and include car models and driver names.

RICHARD MILLE





8-9-10 | 20
JUILLET | 16



PLATEAU 6 - GRID 6
LE MANS CLASSIC 2016
NIGHT SESSION

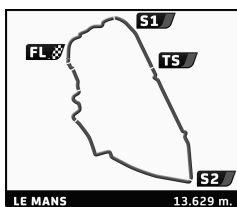
Analysis

Personal Best Session Best B Crossing the finish line in pit lane

Table with columns: Lap, D, Time, Sector 1, Sector 2, Sector 3, Kph, Elapsed. It lists race results for drivers like Luigi LUCCHINI, Christian BOURIEZ, Christophe VAN RIET, etc., across multiple laps.



8-9-10 | 20 JUILLET | 16



PLATEAU 6 - GRID 6 LE MANS CLASSIC 2016 NIGHT SESSION

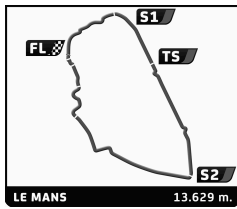
Analysis

Personal Best Session Best B Crossing the finish line in pit lane

Lap	D	Time	Sector 1	Sector 2	Sector 3	Kph	Elapsed	Lap	D	Time	Sector 1	Sector 2	Sector 3	Kph	Elapsed
33 1.Dominique GUENAT LOLA T286 - 1976 TSRC41															
1	1	9:26.249	5:19.520	1:48.792	2:17.937	86.6	10:59.417	1	1	5:22.245	57.237	1:54.752	2:30.256	152.3	7:04.227
2	1	4:36.693	47.008	1:41.785	2:07.900	177.3	15:36.110	2	1	5:00.571	46.697	1:53.462	2:20.412	163.2	12:04.798
3	1	4:40.801 B	42.630	1:39.867	2:18.304	174.7	20:16.911	3	1	4:51.483	46.918	1:43.214	2:21.351	168.3	16:56.281
34 1.Alan TERPINS PORSCHE 911 RSR 3L - 1975 GTS27															
1	1	5:43.679	59.098	2:07.868	2:36.713	142.8	7:06.997	1	1	8:48.257 B	54.444	3:32.517	4:21.296	92.9	9:08.811
35 1.Gérard PARGAMIN MOYNET LM 75 - 1975 TSRC28 2.Eric PINSEAU															
1	1	5:41.997	55.066	2:05.450	2:41.481	143.5	6:52.291	1	1	5:12.747	53.589	1:55.635	2:23.523	156.9	6:25.799
2	1	5:30.070	51.215	1:59.523	2:39.332	148.6	12:22.361	2	1	4:45.828	45.851	1:43.949	2:16.028	171.7	11:11.627
3	1	5:21.551	51.639	1:56.005	2:33.907	152.6	17:43.912	3	1	5:01.633 B	46.191	1:44.759	2:30.683	162.7	16:13.260
4	1	6:07.795 B	52.652	1:59.993	3:15.150	133.4	23:51.707								
36 1.Stephan MEYERS PORSCHE 935 - 1978 GTP37 2.Marc de SIEBENTHAL															
1	1	5:14.810	57.102	1:55.060	2:22.648	155.9	6:23.661	1	1	5:35.730	55.879	2:04.816	2:35.035	146.1	7:03.514
2	1	4:36.823	44.983	1:42.998	2:08.842	177.2	11:00.484	2	1	5:20.210	49.912	1:58.519	2:31.779	153.2	12:23.724
3	1	4:50.119 B	44.652	1:40.500	2:24.967	169.1	15:50.603	3	1	5:28.437 B	52.296	1:56.151	2:39.990	149.4	17:52.161
								4	1	6:56.269	2:25.106	1:56.359	2:34.804	117.9	24:48.430
								5	1	5:03.768	47.708	1:53.941	2:22.119	161.5	29:52.198
								6	1	4:58.714	47.792	1:52.238	2:18.684	164.3	34:50.912
37 1.François PERRODO PORSCHE 911 Turbo RSR 2,1L - 1974 GTP27 2.Sébastien CRUBILE															
1	1	5:18.620	53.047	1:56.150	2:29.423	154.0	6:52.666	1	1	7:08.791	1:20.912	2:31.202	3:16.677	114.4	8:37.157
2	1	4:46.903			2:15.286	171.0	11:39.569	2	1	6:11.214	58.525	2:18.481	2:54.208	132.2	14:48.371
38 1.Erik MARIS PORSCHE 935 - 1979 GTP37															
1	1	5:26.200	58.818	1:59.855	2:27.527	150.4	7:16.617	3	1	6:01.000	57.357	2:13.649	2:49.994	135.9	20:49.371
2	1	5:00.118	47.149	1:49.732	2:23.237	163.5	12:16.735	4	1	6:18.725	1:00.237	2:22.804	2:55.684	129.6	27:08.096
3	1	4:41.263	45.646	1:45.582	2:10.035	174.4	16:57.998	5	1	6:04.715	56.736	2:13.072	2:54.907	134.5	33:12.811
								6	1	5:58.344	58.043	2:10.188	2:50.113	136.9	39:11.155
39 1.Beat EGGIMANN CHEETAH G601 - 1976 TSRC34															
1	1	5:20.713	53.468	1:59.132	2:28.113	153.0	6:21.483	1	1	5:44.109	58.913	2:07.481	2:37.715	142.6	7:06.889
2	1	4:55.311	46.144	1:48.917	2:20.250	166.1	11:16.794	2	1	5:30.657	54.008	1:58.352	2:38.297	148.4	12:37.546
3	1	4:55.175	46.163	1:48.142	2:20.870	166.2	16:11.969	3	1	5:48.297 B	54.797	1:58.366	2:55.134	140.9	18:25.843
4	1	4:58.785	45.977	1:52.083	2:20.725	164.2	21:10.754	4	1	8:25.491	3:38.139	2:18.266	2:29.086	97.1	26:51.334
5	1	4:55.379	49.371	1:51.184	2:14.824	166.1	26:06.133	5	1	5:20.500	50.825	1:59.689	2:29.986	153.1	32:11.834
6	1	4:50.075	44.310	1:46.985	2:18.780	169.1	30:56.208	6	1	5:15.962	50.446	1:56.752	2:28.764	155.3	37:27.796
7	1	4:49.592	44.588	1:47.380	2:17.624	169.4	35:45.800								
40 1.Maurizio FRATTI PORSCHE 934 - 1976 GTS32 2.Andrea CABIANCA															
1	1	5:10.484	54.736	1:52.412	2:23.336	158.0	6:26.298	1	1	4:56.486	49.878	1:49.354	2:17.254	165.5	5:39.737
2	1	4:50.342	46.505	1:48.071	2:15.766	169.0	11:16.640	2	1	4:42.394	44.616	1:43.026	2:14.752	173.7	10:22.131
3	1	4:58.849 B	45.881	1:45.398	2:27.570	164.2	16:15.489	3	1	4:34.856	44.454	1:39.343	2:11.059	178.5	14:56.987
4	1	7:04.416	2:22.979	2:00.113	2:41.324	115.6	23:19.905	4	1	5:07.491 B	46.559	1:45.885	2:35.047	159.6	20:04.478
5	1	5:17.791	53.042	1:53.022	2:31.727	154.4	28:37.696								
6	1	5:04.479	49.326	1:49.965	2:25.188	161.1	33:42.175								
7	1	5:02.517	48.385	1:48.003	2:26.129	162.2	38:44.692								
42 1.Nicolas DIETEREN PORSCHE 935 K3 - 1979 GTP37															
1	1	5:22.245	57.237	1:54.752	2:30.256	152.3	7:04.227								
2	1	5:00.571	46.697	1:53.462	2:20.412	163.2	12:04.798								
3	1	4:51.483	46.918	1:43.214	2:21.351	168.3	16:56.281								
43 1.Roald GOETHE GULF Mirage - 1974 TSRC29 2.Stuart HALL															
1	1	8:48.257 B	54.444	3:32.517	4:21.296	92.9	9:08.811								
45 1.Detlef VON DER LIECK DE TOMASO Pantera Gr. IV - 1971 GTS27 2.Jochen MASS															
1	1	5:12.747	53.589	1:55.635	2:23.523	156.9	6:25.799								
2	1	4:45.828	45.851	1:43.949	2:16.028	171.7	11:11.627								
3	1	5:01.633 B	46.191	1:44.759	2:30.683	162.7	16:13.260								
46 1.Lee MAXTED-PAGE PORSCHE 911 RSR 3L - 1974 GTS27 2.Mark SUMPTER															
1	1	5:35.730	55.879	2:04.816	2:35.035	146.1	7:03.514								
2	1	5:20.210	49.912	1:58.519	2:31.779	153.2	12:23.724								
3	1	5:28.437 B	52.296	1:56.151	2:39.990	149.4	17:52.161								
4	1	6:56.269	2:25.106	1:56.359	2:34.804	117.9	24:48.430								
5	1	5:03.768	47.708	1:53.941	2:22.119	161.5	29:52.198								
6	1	4:58.714	47.792	1:52.238	2:18.684	164.3	34:50.912								
48 1.Amaury LATHAM BMW M1 - 1979 GTS37															
1	1	7:08.791	1:20.912	2:31.202	3:16.677	114.4	8:37.157								
2	1	6:11.214	58.525	2:18.481	2:54.208	132.2	14:48.371								
3	1	6:01.000	57.357	2:13.649	2:49.994	135.9	20:49.371								
4	1	6:18.725	1:00.237	2:22.804	2:55.684	129.6	27:08.096								
5	1	6:04.715	56.736	2:13.072	2:54.907	134.5	33:12.811								
6	1	5:58.344	58.043	2:10.188	2:50.113	136.9	39:11.155								
49 1.Jochen MASS PORSCHE 911 RSR 3L - 1974 GTS27 2.Russell GEE 3.George CALFO 4.Jim PACE															
1	1	5:44.109	58.913	2:07.481	2:37.715	142.6	7:06.889								
2	1	5:30.657	54.008	1:58.352	2:38.297	148.4	12:37.546								
3	1	5:48.297 B	54.797	1:58.366	2:55.134	140.9	18:25.843								
4	1	8:25.491	3:38.139	2:18.266	2:29.086	97.1	26:51.334								
5	1	5:20.500	50.825	1:59.689	2:29.986	153.1	32:11.834								
6	1	5:15.962	50.446	1:56.752	2:28.764	155.3	37:27.796								
52 1.Carlos BARBOT LOLA T280 DFV - 1972 TSRC29															
1	1	4:56.486	49.878	1:49.354	2:17.254	165.5	5:39.737								
2	1	4:42.394	44.616	1:43.026	2:14.752	173.7	10:22.131								
3	1	4:34.856	44.454	1:39.343	2:11.059	178.5	14:56.987								
4	1	5:07.491 B	46.559	1:45.885	2:35.047	159.6	20:04.478								
53 1.Christophe SCHWARTZ DODGE Charger - 1974 GTS37															
1	1	6:09.490	1:05.492	2:12.425	2:51.573	132.8	7:40.075								



8-9-10 | 20
JUILLET | 16



PLATEAU 6 - GRID 6
LE MANS CLASSIC 2016
NIGHT SESSION

Analysis

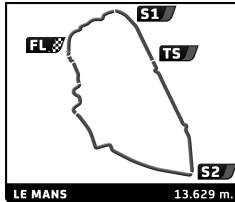
Personal Best Session Best B Crossing the finish line in pit lane

Table with columns: Lap, D, Time, Sector 1, Sector 2, Sector 3, Kph, Elapsed. Rows include driver names, car models, and lap times for various categories like 55, 56, 57, 59, 60, 61, 65, 67, 70, 71, 72, 75, 76, 77.





8-9-10 | 20 JUILLET | 16



PLATEAU 6 - GRID 6 LE MANS CLASSIC 2016 RACE 1 (43')

Starting Grid

Christophe SCHWARTZ	6:53.156	53	- 37 -	44	9:41.064	David MAC NEIL
Adrian George BRADY	6:36.950	51	- 36 -	8	6:38.163	Jean-Marc MERLIN
Louis KOLLY	6:00.175	73	- 35 -	11	6:11.272	Franco MEINERS
Jean-Marie BELLETESTE	5:53.505	77	- 34 -	58	5:58.156	Lionel ROBERT
Alain GADAL	5:35.546	71	- 33 -	79	5:36.817	Heiko OSTMANN
Jean-Francois PIQUET	5:30.999	24	- 32 -	72	5:35.218	Robert CROFTON
Wolf ZWEIFLER	5:29.235	80	- 31 -	48	5:30.004	Amaury LATHAM
Jörg BRATKE VON BERGEN	5:17.842	15	- 30 -	7	5:19.017	Pierre NICOLET
Jochen MASS	5:15.352	49	- 29 -	54	5:16.224	Hans-Joera HUBNER
Piero SIRAGNA	5:13.045	6	- 28 -	65	5:13.650	Andrew PRILL
Alan TERPINS	5:09.753	34	- 27 -	35	5:09.778	Gérard PARGAMIN
Heribert WERGINZ	5:06.131	16	- 26 -	55	5:08.601	Paul SINGER
Charles RUPP	5:05.121	17	- 25 -	59	5:05.543	Henrik LINDBERG
Lucien ROSSIAUD	5:01.194	26	- 24 -	23	5:04.001	Paul CHASE-GARDENER
Christophe VAN RIET	4:54.341	20	- 23 -	42	4:55.426	Nicolas DIETEREN
Datlef VON DER LIECK	4:50.802	45	- 22 -	66	4:52.818	Didier DENAT
Ian SIMMONDS	4:49.995	22	- 21 -	14	4:50.459	Santiago ORJUELA
Christian BOURIEZ	4:48.612	19	- 20 -	46	4:48.779	Lee MAXTED-PAGE
Michel LECOURT	4:42.569	60	- 19 -	64	4:46.035	Manuel MONTEIRO
David FERRER	4:41.330	62	- 18 -	4	4:41.600	Remo LIPS
Michael ROOCK	4:40.793	68	- 17 -	52	4:41.042	Carlos BARBOT
Bertrand PENLAE	4:38.707	61	- 16 -	3	4:40.288	Michael HINDERER
Henri PESCAROLO	4:38.456	1	- 15 -	27	4:38.632	Jean LEGRAS
Francois FERRODO	4:37.508	37	- 14 -	10	4:37.933	Franco MEINERS
Beat EGGIMANN	4:36.800	39	- 13 -	40	4:37.084	Maurizio FRATTI
Luigi LUCCHINI	4:34.473	18	- 12 -	57	4:36.001	Mark RICHARDSON
Gianluca RATTAZZI	4:32.830	67	- 11 -	9	4:33.666	Jean RAGNOTTI
Reald GOETHE	4:31.485	43	- 10 -	2	4:32.261	Christian TRABER
Alexander RITWEGGER	4:30.913	21	- 9 -	30	4:31.116	Philippe SCEMAMA
Douglas TITFORD	4:30.499	31	- 8 -	12	4:30.859	Ludovic CARON
Erik MARIS	4:25.598	38	- 7 -	76	4:28.077	Russell BÜSST
Frédéric DA ROCHA	4:22.414	70	- 6 -	32	4:23.503	Tony SINCLAIR
Stephan MEYERS	4:21.633	36	- 5 -	69	4:21.836	MR JOHN OF B
Marc DEVIS	4:16.166	5	- 4 -	75	4:18.966	Gilles CERON
Patrice LAFARGUE	4:14.114	29	- 3 -	78	4:14.141	Ulrich SCHUMACHER
Chris MAC ALLISTER	4:10.853	56	- 2 -	33	4:12.840	Dominique GUENAT
			- 1 -	25	4:08.292	Yves SCEMAMA

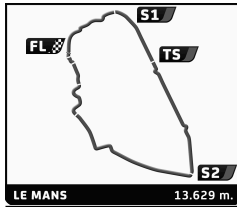
↓ Pole

Stewards:	Timekeeper:
-----------	-------------





8-9-10 | 20
JUILLET | 16



LE MANS CLASSIC 2016

PLATEAU 6 - GRID 6

RACE 1 (43')

Final Classification

Table with columns: Drivers, Vehicle, Laps, Total Time, Penalty, Gap, Kph, Lap, Time, Kph. Lists race results for various drivers and vehicles.

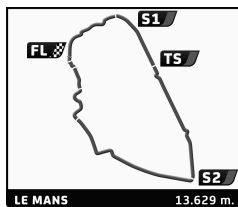
CAR #25-39 PENALTY OF 45 SEC. DUE TO NOT RESPECT PIT TIME CAR #9 PENALTY OF 1 LAP NO RESPECT PIT TIME WINDOW CAR #17 PENALTY OF 5 MIN. DUE TO DECISION NR.9

Published at: Track Status: DRY Stewards: Timekeeper:





8-9-10 | 20 JUILLET | 16



PLATEAU 6 - GRID 6 LE MANS CLASSIC 2016 RACE 1

Final Classification By Performance Index

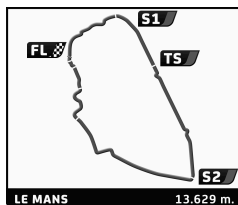
Nr Drivers	Car	Class	Qualifying			Coefficient	Index	
			Time	Laps	Total Time			
1	60 Michel LECOURT / Raymond NARAC	PORSCHE 911 RSR 3L - 1974	GTS27	4'42.569	8	40:33.901	1,260	51'06.715
2	68 Michael ROOCK / Uwe ALZEN	PORSCHE 911 RSR 3L - 1975	GTS27	4'40.793	8	40:36.218	1,260	51'09.634
3	56 Chris MAC ALLISTER	GULF Mirage - 1973	TSRC29	4'10.853	8	36:37.765	1,400	51'16.871
4	30 Philippe SCEMAMA / Laurent FORT	SAUBER C5 BMW - 1976	TSRC34	4'31.116	8	38:08.709	1,350	51'29.757
5	57 Mark RICHARDSON	LOLA T290 - 1972	TSRC28	4'36.001	8	39:12.013	1,350	52'55.217
6	66 Didier DENAT	PORSCHE 911 RSR 3L - 1974	GTS27	4'52.818	7	36:47.141	1,260	52'58.283
7	14 Santiago ORJUELA / Juan Pablo ORJUELA	PORSCHE 911 RSR 3L - 1974	GTS27	4'50.459	7	36:49.127	1,260	53'01.142
8	2 Christian TRABER / PETER	BMW M1 Procar - 1979	GTS37	4'32.261	8	38:43.679	1,370	53'03.440
9	20 Christophe VAN RIET / Kristoffer CARTENIAN	PORSCHE 911 RS 3L - 1974	GTS27	4'54.341	7	36:55.910	1,260	53'10.910
10	11 Franco MEINERS / Alessandro CAFFI	LOLA T280 DFV -	TSRC29	6'11.272	8	38:05.935	1,400	53'20.309
11	40 Maurizio FRATTI / Andrea CABIANCA	PORSCHE 934 - 1976	GTS32	4'37.084	8	40:44.440	1,310	53'22.216
12	46 Lee MAXTED-PAGE / Mark SUMPTER	PORSCHE 911 RSR 3L - 1974	GTS27	4'48.779	7	37:12.891	1,260	53'35.363
13	12 Ludovic CARON	CHEVRON B31 BDG - 1975	TSRC34	4'30.859	8	37:31.491	1,450	54'24.661
14	52 Carlos BARBOT	LOLA T280 DFV - 1972	TSRC29	4'41.042	8	38:58.154	1,400	54'33.415
15	76 Russell BÜSST / David FREEMAN	CHEVRON B31 BDG - 1975	TSRC34	4'28.077	8	37:48.299	1,450	54'49.033
16	25 Yves SCEMAMA	TOJ SC 304 - 1976	TSRC35	4'08.292	8	36:37.273	1,500	54'55.909
17	36 Stephan MEYERS / Marc de SIEBENTHAL	PORSCHE 935 - 1978	GTP37	4'21.633	8	37:10.675	1,500	55'46.012
18	78 Ulrich SCHUMACHER / Marco WERNER	PORSCHE 936 - 1982	TSRC41	4'14.141	8	36:06.720	1,550	55'58.416
19	38 Erik MARIS	PORSCHE 935 - 1979	GTP37	4'25.598	8	37:46.564	1,500	56'39.846
20	65 Andrew PRILL / Robert BARRIE	PORSCHE 911 RS 3L - 1974	GTS27	5'13.650	7	39:28.322	1,260	56'50.383
21	Alain GADAL / André GAHINET SEGOLEN / Gilles BLASCO	PORSCHE 911 RS 3L - 1974	GTS27	5'35.546	7	39:33.393	1,260	56'57.685
22	39 Beat EGGIMANN	CHEETAH G601 - 1976	TSRC34	4'36.800	8	39:27.196	1,450	57'12.434
23	33 Dominique GUENAT	LOLA T286 - 1976	TSRC41	4'12.840	8	37:02.160	1,550	57'24.348
24	10 Franco MEINERS / Alessandro CAFFI	LANCIA Beta Gr. V -	TSRC40	4'37.933	8	38:44.065	1,500	58'06.097
25	Jochen MASS / Russell GEE / George CALFO / Jim PACE	PORSCHE 911 RSR 3L - 1974	GTS27	5'15.352	7	40:25.615	1,260	58'12.885
26	72 Robert CROFTON	DATSUN 240 Z - 1975	GTS26	5'35.218	6	36:13.731	1,210	58'26.952
27	42 Nicolas DIETEREN	PORSCHE 935 K3 - 1979	GTP37	4'55.426	8	38:59.377	1,500	58'29.065
28	70 Frédéric DA ROCHA	LOLA T298 BMW - 1979	TSRC40	4'22.414	8	39:01.228	1,500	58'31.842
29	54 Hans-Joerg HÜBNER	PORSCHE 911 RSR 3L - 1974	GTS27	5'16.224	7	41:14.725	1,260	59'23.604
30	61 Bertrand PENLAE	CHEVRON B36 BMW - 1976	TSRC40	4'38.707	8	39:47.686	1,500	59'41.529
31	1 Henri PESCAROLO / Julien BELTOISE	INALTERA - 1976	TSRC35	4'38.456	8	39:49.184	1,500	59'43.776
32	31 Douglas TITFORD / Trevor REEVES	CHEVRON B31 BDG - 1975	TSRC34	4'30.499	7	36:33.991	1,450	1:00'35.756
33	77 Jean-Marie BELLETESTE / Paul LIBENS	PORSCHE 911 RS 3L - 1974	GTS27	5'53.505	6	36:20.240	1,260	1:01'02.803
34	75 Gilles CERON	CHEVROLET Monza - 1976	TSRC36	4'18.966	8	40:00.630	1,550	1:02'00.976
35	35 Gérard PARGAMIN / Eric PINSEAU	MOYNET LM 75 - 1975	TSRC28	5'09.778	7	40:28.040	1,350	1:02'26.118
36	34 Alan TERPINS	PORSCHE 911 RSR 3L - 1975	GTS27	5'09.753	7	39:55.678	1,370	1:02'30.947
37	19 Christian BOURIEZ	FERRARI 512 BB LM - 1980	TSRC42	4'48.612	8	39:11.568	1,600	1:02'42.508
38	53 Christophe SCHWARTZ	DODGE Charger - 1974	GTS37	6'53.156	7	40:06.105	1,370	1:02'47.272
39	17 Charles RUPP / Philippe PEAUGER	PORSCHE 911 RS 3L - 1974	GTS27	5'05.121	7	43:47.444	1,260	1:03'03.519
40	62 David FERRER / MR JOHN OF B / Soheil AYARI	LANCIA Beta Gr. V - 1979	TSRC40	4'41.330	7	37:06.018	1,500	1:03'36.030
41	4 Remo LIPS / Arnold MEIER	FERRARI 512 BB LM - 1980	TSRC42	4'41.600	8	39:45.875	1,600	1:03'37.400
42	3 Michael HINDERER / Peter HINDERER	BMW M1 Procar - 1979	GTS37	4'40.288	7	41:02.521	1,370	1:04'15.604
43	7 Pierre NICOLET / Guy LACROIX	LIGIER JS 2 - 1973	TSRC29	5'19.017	7	40:35.724	1,400	1:04'57.158
44	21 Alexander RITTWEGER / Sam HANCOCK	FERRARI 512 BB LM - 1980	TSRC42	4'30.913	8	40:37.683	1,600	1:05'00.292
45	26 Lucien ROSSIAUD / Claude LE JEAN	CHEVRON B36 BMW - 1976	TSRC40	5'01.194	7	38:21.518	1,500	1:05'45.459
46	48 Amaury LATHAM	BMW M1 - 1979	GTS37	5'30.004	6	36:20.545	1,370	1:06'23.128
47	24 Jean-François PIQUET / Alain TRINIANE	PORSCHE 930 Turbo - 1975	GTS37	5'30.999	6	37:04.776	1,370	1:07'43.924
48	23 Paul CHASE-GARDENER / David ALLEN	ASTON MARTIN DBS V8 - 1969	TSRC42	5'04.001	7	40:26.584	1,600	1:13'57.182
49	François FERRODO / Sébastien CRUBILE / Emmanuel COLLARD	PORSCHE 911 Turbo RSR 2,1L - 1974	GTP27	4'37.508	8	57:00.000	1,350	1:16'57.000
50	9 Jean RAGNOTTI / Alain SERPAGGI	RENAULT ALPINE A443 - 1978	TSRC41	4'33.666	6	37:23.442	1,590	1:19'16.097
51	67 Gianluca RATAZZI / Emanuele PIRRO	LOLA T290 BDG - 1972	TSRC28	4'32.830	7	57:00.000	1,350	1:27'56.571
52	32 Tony SINCLAIR	LOLA T292 BDG - 1973	TSRC28	4'23.503	7	57:00.000	1,350	1:27'56.571
53	Heribert WERGINZ / Heinz JANITS / Ulrich ANDREE / Johannes HUBER	BMW 3.0 CSL - 1973	TC25	5'06.131	6	57:00.000	1,160	1:28'09.600
54	79 Heiko OSTMANN / Horst SCHNEIDER	PORSCHE 2.8 L RSR - 1973	GTS27	5'36.817	4	37:48.509	1,260	1:35'16.642
55	22 Ian SIMMONDS / James CLARIDGE	LOLA T292 BDG - 1973	TSRC28	4'49.995	4	57:00.000	1,350	2:33'54.000
56	45 Detlef VON DER LIECK / Jochen MASS	DE TOMASO Pantera Gr. IV - 1971	GTS27	4'50.802	3	57:00.000	1,260	3:11'31.200
57	59 Henrik LINDBERG	LOLA - DE CADENET T380 - DFV - 1972	TSRC29	5'05.543	3	57:00.000	1,400	3:32'48.000
58	58 Lionel ROBERT / Gys VAN LENNEP / Claudio RODDARO	PORSCHE 911 RSR 3L - 1974	GTS27	5'58.156	2	57:00.000	1,260	4:47'16.800
59	18 Luigi LUCCHINI / Christian PESCATORI	FERRARI 512 BB LM - 1979	TSRC42	4'34.473	2	57:00.000	1,600	6:04'48.000
60	27 Jean LEGRAS / Jean-Philippe DEBRIE	CHEVRON B21 BDG - 1972	TSRC28	4'38.632	1	57:00.000	1,350	10:15'36.000

RICHARD MILLE





8-9-10 | 20 JUILLET | 16



PLATEAU 6 - GRID 6 LE MANS CLASSIC 2016 RACE 1

Final Classification By Performance Index

Nr Drivers	Car	Class	Qualifying Time	Laps	Total Time	Coeficient	Index
61 55 Paul SINGER	PORSCHE 924 GTR - 1981	GTS37	5'08.601	1	57:00.000	1,370	10:24'43.200
62 43 Roald GOETHE / Stuart HALL	GULF Mirage - 1974	TSRC29	4'31.485	1	57:00.000	1,400	10:38'24.000
63 80 Wolf ZWEIFLER / Michael FÖVENY	OSELLA PA6 - BMW - 1978	TSRC40	5'29.235	1	57:00.000	1,500	11:24'00.000
64 44 David MAC NEIL / Patrick WOMACK	PORSCHE 935 K3 - 1980	GTP37	9'41.064	1	57:00.000	1,500	11:24'00.000
65 29 Patrice LAFARGUE	LOLA T298 BMW - 1979	TSRC40	4'14.114	1	57:00.000	1,500	11:24'00.000
66 5 Marc DEVIS / Martin O'CONNELL	RONDEAU M 378 DFV - 1978	TSRC41	4'16.166	1	57:00.000	1,550	11:46'48.000
Not started							
67 51 Adrian George BRADY	BMW 3.0 CSL - 1973	TC25	6'36.950	1	57:00.000		8:48'57.600
68 73 Louis KOLLY	LOLA T292 BMW - 1973	TSRC28	6'00.175	1	57:00.000		10:15'36.000
69 6 Piero SIRAGNA / Max WELTI	PORSCHE 924 GTR - 1981	GTP36	5'13.045	1	57:00.000		11:01'12.000
70 64 Manuel MONTEIRO / Claude MONTEIRO / Manuel-Michel MONTEIRO	LOLA T298 BMW - 1979	TSRC40	4'46.035	1	57:00.000		11:24'00.000
71 8 Jean-Marc MERLIN	PORSCHE 935 K3 - 1977	GTP37	6'38.163	1	57:00.000		11:24'00.000
72 15 Jörg BRATKE VON BERGEN / Oliver LOUISODER	FERRARI 512 BB LM - 1978	TSRC42	5'17.842	1	57:00.000		12:09'36.000
73 69 MR JOHN OF B / David FERRER / Soheil AYARI	FERRARI 512 BB LM - 1979	TSRC42	4'21.836	1	57:00.000		12:09'36.000

Published at:

Stewards:

Timekeeper:



Le Point



ARTCURIAL
// Motorcars



Clear Channel

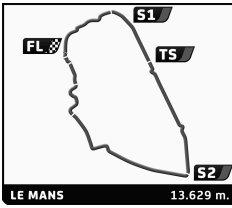


ALAIN FIGARET

NOSTALGIE



8-9-10 | 20 JUILLET | 16



PLATEAU 6 - GRID 6 LE MANS CLASSIC 2016 RACE 1

Final Classification

Nr.	Drivers	Car	Cl	Time	Lap	Total	Gap	Kph
1	78 U. SCHUMACHER / M. WERNER	PORSCHE 936 - 1982	TSRC41	4:13.382	3	8	-	193.6
2	25 Y. SCEMAMA	TOJ SC 304 - 1976	TSRC35	4:13.764	3	8	+45.382 +45.382	193.3
3	56 C. MAC ALLISTER	GULF Mirage - 1973	TSRC29	4:14.471	3	8	+1.089 +44.293	192.8
4	33 D. GUENAT	LOLA T286 - 1976	TSRC41	4:16.293	3	8	+2.911 +1.822	191.4
5	11 F. MEINERS / A. CAFFI	LOLA T280 DFV -	TSRC29	4:20.210	8	8	+6.828 +3.917	188.6
6	1 H. PESCAROLO / J. BELTOISE	INALTERA - 1976	TSRC35	4:20.359	4	8	+6.977 +0.149	188.4
7	75 G. CERON	CHEVROLET Monza - 1976	TSRC36	4:20.515	2	8	+7.133 +0.156	188.3
8	36 S. MEYERS / M. de SIEBENTHAL	PORSCHE 935 - 1978	GTP37	4:23.460	2	8	+10.078 +2.945	186.2
9	76 R. BÜSST / D. FREEMAN	CHEVRON B31 BDG - 1975	TSRC34	4:23.710	4	8	+10.328 +0.250	186.1
10	30 P. SCEMAMA / L. FORT	SAUBER C5 BMW - 1976	TSRC34	4:24.614	3	8	+11.232 +0.904	185.4
11	12 L. CARON	CHEVRON B31 BDG - 1975	TSRC34	4:25.278	4	8	+11.896 +0.664	185.0
12	32 T. SINCLAIR	LOLA T292 BDG - 1973	TSRC28	4:25.351	3	7	+11.969 +0.073	184.9
13	42 N. DIETEREN	PORSCHE 935 K3 - 1979	GTP37	4:26.717	3	8	+13.335 +1.366	184.0
14	38 E. MARIS	PORSCHE 935 - 1979	GTP37	4:27.805	8	8	+14.423 +1.088	183.2
15	31 D. TITFORD / T. REEVES	CHEVRON B31 BDG - 1975	TSRC34	4:27.861	2	7	+14.479 +0.056	183.2
16	67 G. RATTAZZI / E. PIRRO	LOLA T290 BDG - 1972	TSRC28	4:28.132	2	7	+14.750 +0.271	183.0
17	57 M. RICHARDSON	LOLA T290 - 1972	TSRC28	4:28.430	2	8	+15.048 +0.298	182.8
18	70 F. DA ROCHA	LOLA T298 BMW - 1979	TSRC40	4:29.474	3	8	+16.092 +1.044	182.1
19	52 C. BARBOT	LOLA T280 DFV - 1972	TSRC29	4:29.838	3	8	+16.456 +0.364	181.8
20	10 F. MEINERS / A. CAFFI	LANCIA Beta Gr. V -	TSRC40	4:32.549	2	8	+19.167 +2.711	180.0
21	39 B. EGGIMANN	CHEETAH G601 - 1976	TSRC34	4:32.973	8	8	+1:04.591 +45.424	179.7
22	19 C. BOURIEZ	FERRARI 512 BB LM - 1980	TSRC42	4:33.975	3	8	+20.593 +43.998	179.1
23	2 C. TRABER / J. PETER	BMW M1 Procar - 1979	GTS37	4:34.363	2	8	+20.981 +0.388	178.8
24	18 L. LUCCHINI / C. PESCATORI	FERRARI 512 BB LM - 1979	TSRC42	4:34.614	2	2	+21.232 +0.251	178.7
25	40 M. FRATTI / A. CABIANCA	PORSCHE 934 - 1976	GTS32	4:39.588	3	8	+26.206 +4.974	175.5
26	37 F. FERRODO / S. CRUBILE / E. COLLARD	PORSCHE 911 Turbo RSR 2.1L - 1974	GTP27	4:40.220	7	8	+26.838 +0.632	175.1
27	4 R. LIPS / A. MEIER	FERRARI 512 BB LM - 1980	TSRC42	4:41.253	8	8	+27.871 +1.033	174.4
28	61 B. PENLAE	CHEVRON B36 BMW - 1976	TSRC40	4:41.505	7	8	+28.123 +0.252	174.3
29	60 M. LECOURT / R. NARAC	PORSCHE 911 RSR 3L - 1974	GTS27	4:42.445	7	8	+29.063 +0.940	173.7
30	21 A. RITWEGER / S. HANCOCK	FERRARI 512 BB LM - 1980	TSRC42	4:42.903	7	8	+29.521 +0.458	173.4
31	45 D. VON DER LIECK / J. MASS	DE TOMASO Pantera Gr. IV - 1971	GTS27	4:43.244	2	3	+29.862 +0.341	173.2
32	68 M. ROOCK / U. ALZEN	PORSCHE 911 RSR 3L - 1975	GTS27	4:43.531	7	8	+30.149 +0.287	173.0
33	22 I. SIMMONDS / J. CLARIDGE	LOLA T292 BDG - 1973	TSRC28	4:46.961	2	4	+33.579 +3.430	171.0
34	59 H. LINDBERG	LOLA - DE CADENET T380 - DFV - 1975	TSRC29	4:48.226	2	3	+34.844 +1.265	170.2
35	9 J. RAGNOTTI / A. SERPAGGI	RENAULT ALPINE A443 - 1978	TSRC41	4:50.783	3	6	+37.401 +2.557	168.7
36	66 D. DENAT	PORSCHE 911 RSR 3L - 1974	GTS27	4:51.344	7	7	+37.962 +0.561	168.4
37	46 L. MAXTED-PAGE / M. SUMPTER	PORSCHE 911 RSR 3L - 1974	GTS27	4:51.954	2	7	+38.572 +0.610	168.1
38	14 S. ORJUOLA / J. ORJUOLA	PORSCHE 911 RSR 3L - 1974	GTS27	4:52.982	6	7	+39.600 +1.028	167.5
39	20 C. VAN RIET / K. CARTENIAN	PORSCHE 911 RS 3L - 1974	GTS27	4:53.956	2	7	+40.574 +0.974	166.9
40	62 D. FERRER / MR JOHN OF B / S. AYARI	LANCIA Beta Gr. V - 1979	TSRC40	4:55.851	7	7	+42.469 +1.895	165.8
41	26 L. ROSSIAUD / C. LE JEAN	CHEVRON B36 BMW - 1976	TSRC40	5:02.649	7	7	+49.267 +6.798	162.1
42	3 M. HINDERER / P. HINDERER	BMW M1 Procar - 1979	GTS37	5:04.317	4	7	+50.935 +1.668	161.2
43	35 G. PARGAMIN / E. PINSEAU	MOYNET LM 75 - 1975	TSRC28	5:06.462	7	7	+53.080 +2.145	160.1
44	17 C. RUPP / P. PEAugER	PORSCHE 911 RS 3L - 1974	GTS27	5:07.036	2	7	+53.654 +5:00.574	159.8
45	7 P. NICOLET / G. LACROIX	LIGIER JS 2 - 1973	TSRC29	5:10.809	7	7	+57.427 +4:56.227	157.9
46	65 A. PRILL / R. BARRIE	PORSCHE 911 RS 3L - 1974	GTS27	5:12.813	7	7	+59.431 +2.004	156.8
47	34 A. TERPINS	PORSCHE 911 RSR 3L - 1975	GTS27	5:13.381	7	7	+59.999 +0.568	156.6
48	23 P. CHASE-GARDENER / D. ALLEN	ASTON MARTIN DBS V8 - 1969	TSRC42	5:14.468	7	7	+1:01.086 +1.087	156.0
49	71 A. GADAL / A. GAHINET SEGOLEN / G. BLASCO	PORSCHE 911 RS 3L - 1974	GTS27	5:16.707	6	7	+1:03.325 +2.239	154.9
50	49 J. MASS / R. GEE / G. CALFO / J. PACE	PORSCHE 911 RSR 3L - 1974	GTS27	5:19.763	2	7	+1:06.381 +3.056	153.4
51	53 C. SCHWARTZ	DODGE Charger - 1974	GTS37	5:20.415	2	7	+1:07.033 +0.652	153.1
52	54 H. HÜBNER	PORSCHE 911 RSR 3L - 1974	GTS27	5:26.849	7	7	+1:13.467 +6.434	150.1
53	48 A. LATHAM	BMW M1 - 1979	GTS37	5:31.869	6	6	+1:18.487 +5.020	147.8
54	72 R. CROFTON	DATSUN 240 Z - 1975	GTS26	5:32.404	6	6	+1:19.022 +0.535	147.6
55	77 J. BELLETESTE / P. LIBENS	PORSCHE 911 RS 3L - 1974	GTS27	5:35.653	2	6	+1:22.271 +3.249	146.2
56	16 H. WERGINZ / H. JANITS / U. ANDREE / J. HUBER	BMW 3.0 CSL - 1973	TC25	5:38.581	2	6	+1:25.199 +2.928	144.9
57	24 J. PIQUET / A. TRINIANE	PORSCHE 930 Turbo - 1975	GTS37	5:40.482	6	6	+1:27.100 +1.901	144.1
58	79 H. OSTMANN / H. SCHNEIDER	PORSCHE 2.8 LRSR - 1973	GTS27	6:13.058	4	4	+1:59.676 +32.576	131.5

Fastest Lap	Lap 3	Ulrich SCHUMACHER	4:13.382	193.6 Kph
--------------------	-------	-------------------	-----------------	-----------

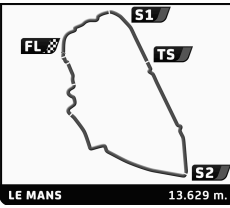
CAR #25-39 PENALTY OF 45 SEC. DUE TO NOT RESPECT PIT TIME
CAR #17 PENALTY OF 5 MIN. DUE TO DECISION NR.9

CAR #9 PENALTY OF 1 LAP NO RESPECT PIT TIME WINDOW





8-9-10 | 20 JUILLET | 16



PLATEAU 6 - GRID 6 LE MANS CLASSIC 2016 RACE 1

Final Classification

Nr. Drivers	Car	Cl	Time	Lap Total	Gap	Kph
-------------	-----	----	------	-----------	-----	-----

Published at:	Track Status: DRY
Stewards:	Timekeeper:



Le Point

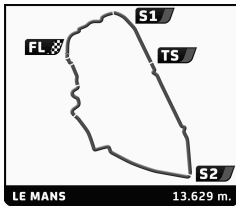


ARTCURIAL
// Motorcars





8-9-10 | 20 JUILLET | 16



PLATEAU 6 - GRID 6 LE MANS CLASSIC 2016 RACE 1

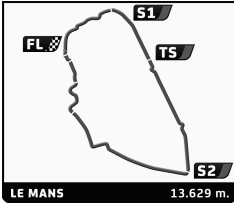
Lap Chart

		LAP									
Nr	Pos	Pos	1	2	3	4	5	6	7	8	9
25	1	25	56	56	56	78	78	33	25	25	
56	2	56	25	33	25	25	25	25	78	78	
33	3	33	33	25	78	56	56	78	56	56	
29	4	29	78	78	33	33	33	56	36	33	
78	5	78	75	75	75	75	36	36	33	36	
5	6	5	36	36	36	36	1	32	12	12	
75	7	75	32	30	30	76	12	12	38	38	
36	8	36	70	12	12	12	75	76	76	76	
69	9	69	12	32	32	1	76	38	30	11	
70	10	70	76	70	76	30	38	4	11	30	
32	11	32	30	76	70	32	10	30	2	39	
38	12	38	38	38	1	38	57	11	10	2	
76	13	76	67	67	38	67	2	10	39	10	
31	14	31	57	57	67	31	52	2	75	52	
12	15	12	31	31	31	57	4	75	70	42	
21	16	21	10	1	57	70	32	39	52	70	
30	17	30	18	10	10	10	30	70	42	19	
43	18	43	2	18	2	2	9	57	19	57	
2	19	2	1	2	39	52	11	42	57	4	
67	20	67	39	39	19	39	39	19	1	61	
9	21	9	40	40	40	11	70	1	4	1	
18	22	18	29	19	52	42	19	52	61	75	
57	23	57	4	4	42	19	42	9	37	60	
39	24	39	21	52	4	40	40	61	40	68	
40	25	40	9	61	11	4	61	40	32	21	
37	26	37	19	45	61	61	31	37	21	40	
10	27	10	61	42	21	22	68	67	60	37	
1	28	1	45	11	9	9	37	21	68		
27	29	27	52	21	22	21	21	68	31		
61	30	61	68	9	60	60	60	60	66		
3	31	3	22	22	68	68	67	31	14		
68	32	68	60	68	45	37	20	14	67		
52	33	52	20	60	37	46	46	66	20		
62	34	62	42	37	46	20	14	20	62		
4	35	4	14	20	14	14	66	46	46		
60	36	60	62	46	20	66	3	62	9		
64	37	64	46	14	59	26	62	26	26		
19	38	19	66	59	66	17	53	17	17		
46	39	46	11	66	62	3	17	65	65		
22	40	22	37	62	26	53	26	71	71		
14	41	14	59	17	17	71	65	53	34		
45	42	45	3	26	49	65	71	3	53		
66	43	66	26	58	71	49	34	34	49		
20	44	20	17	49	53	7	49	49	23		
42	45	42	58	53	65	35	23	23	35		
26	46	26	49	34	7	62	35	35	7		
23	47	23	34	23	35	48	7	7	3		
17	48	17	7	65	34	54	54	54	54		
59	49	59	23	71	23	77	72	72			
16	50	16	53	7	3	24	77	77			
55	51	55	35	35	48	34	48	48			
34	52	34	71	3	54	23	24	24			
35	53	35	65	48	77	72	16	16			
6	54	6	54	54	24	16					
65	55	65	48	77	72	79					
49	56	49	24	24	16						
54	57	54	77	72	79						
15	58	15	72	16							
7	59	7	16	79							
80	60	80	80								





8-9-10 | 20
JUILLET | 16



PLATEAU 6 - GRID 6
LE MANS CLASSIC 2016
RACE 1

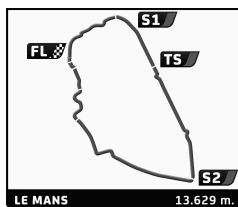
Lap Chart

48	61	48	79
24	62	24	
72	63	72	
71	64	71	
79	65	79	
77	66	77	
58	67	58	
73	68	73	
11	69	11	
51	70	51	
8	71	8	
53	72	53	
44	73	44	





8-9-10 | 20 JUILLET | 16



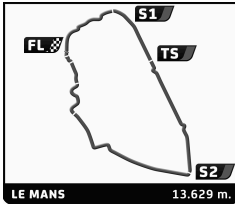
PLATEAU 6 - GRID 6 LE MANS CLASSIC 2016 RACE 1

Best Sector Times

SECTOR 1			SECTOR 2		SECTOR 3		Pos	Nr	Ideal Lap	Best Lap
Pos	Nr	Time	Nr	Time	Nr	Time				
1	56	39.403	78	1:32.151	25	1:57.570	1	78	4:10.193	4:13.382 (1)
2	25	39.649	25	1:34.680	78	1:57.608	2	25	4:11.899	4:13.764 (2)
3	78	40.434	56	1:35.555	56	1:57.627	3	56	4:12.585	4:14.471 (3)
4	33	40.657	75	1:35.585	33	1:58.990	4	33	4:15.308	4:16.293 (4)
5	76	40.682	33	1:35.661	1	2:01.335	5	1	4:19.777	4:20.359 (6)
6	12	40.788	1	1:36.654	11	2:01.715	6	75	4:20.515	4:20.515 (7)
7	32	40.793	36	1:36.677	32	2:02.899	7	11	4:22.118	4:20.210 (5)
8	30	40.976	11	1:37.001	12	2:03.006	8	36	4:22.121	4:23.460 (8)
9	31	41.409	42	1:38.242	76	2:03.017	9	32	4:23.056	4:25.351 (12)
10	75	41.412	52	1:38.287	75	2:03.518	10	30	4:23.548	4:24.614 (10)
11	36	41.659	30	1:38.459	36	2:03.785	11	76	4:23.710	4:23.710 (9)
12	1	41.788	32	1:39.364	42	2:04.000	12	12	4:25.100	4:25.278 (11)
13	67	41.830	76	1:40.011	31	2:04.090	13	42	4:25.114	4:26.717 (13)
14	57	41.857	70	1:40.013	30	2:04.113	14	31	4:27.088	4:27.861 (15)
15	52	42.469	57	1:41.077	67	2:04.219	15	67	4:27.661	4:28.132 (16)
16	70	42.553	12	1:41.306	38	2:04.615	16	52	4:28.224	4:29.838 (19)
17	42	42.872	19	1:41.469	57	2:05.496	17	57	4:28.430	4:28.430 (17)
18	2	42.968	31	1:41.589	70	2:05.994	18	70	4:28.560	4:29.474 (18)
19	39	43.321	67	1:41.612	10	2:06.127	19	10	4:32.549	4:32.549 (20)
20	11	43.402	39	1:42.494	39	2:07.020	20	39	4:32.835	4:32.973 (21)
21	61	43.409	2	1:42.878	52	2:07.468	21	19	4:33.042	4:33.975 (22)
22	10	43.410	10	1:43.012	18	2:07.621	22	2	4:33.794	4:34.363 (23)
23	19	43.703	18	1:43.143	19	2:07.870	23	18	4:34.614	4:34.614 (24)
24	18	43.850	4	1:43.280	2	2:07.948	24	40	4:39.542	4:39.588 (25)
25	68	44.878	21	1:43.757	61	2:09.930	25	61	4:39.665	4:41.505 (28)
26	60	44.947	40	1:44.120	40	2:10.164	26	21	4:40.370	4:42.903 (30)
27	22	45.204	45	1:44.480	60	2:10.199	27	4	4:40.643	4:41.253 (27)
28	40	45.258	59	1:44.918	21	2:10.217	28	60	4:42.445	4:42.445 (29)
29	66	45.261	9	1:44.937	37	2:10.264	29	45	4:42.891	4:43.244 (31)
30	45	45.321	61	1:46.326	68	2:10.334	30	68	4:43.531	4:43.531 (32)
31	4	45.440	60	1:47.299	4	2:11.923	31	9	4:46.064	4:50.783 (35)
32	62	45.509	22	1:47.762	45	2:13.090	32	22	4:46.961	4:46.961 (33)
33	20	45.924	68	1:48.319	22	2:13.995	33	59	4:48.226	4:48.226 (34)
34	14	45.954	46	1:48.841	14	2:14.159	34	66	4:50.001	4:51.344 (36)
35	46	45.978	20	1:49.333	9	2:14.847	35	14	4:50.253	4:52.982 (38)
36	9	46.280	66	1:49.522	66	2:15.218	36	46	4:51.050	4:51.954 (37)
37	21	46.396	3	1:49.642	59	2:15.812	37	20	4:52.258	4:53.956 (39)
38	58	46.437	14	1:50.140	46	2:16.231	38	62	4:54.428	4:55.851 (40)
39	26	46.450	26	1:51.331	20	2:17.001	39	58	4:56.973	
40	17	47.488	29	1:51.382	62	2:17.224	40	3	5:01.291	5:04.317 (42)
41	59	47.496	62	1:51.695	58	2:18.080	41	26	5:01.450	5:02.649 (41)
42	35	47.500	17	1:52.398	29	2:21.239	42	17	5:03.588	5:07.036 (44)
43	7	48.411	58	1:52.456	3	2:23.233	43	35	5:06.462	5:06.462 (43)
44	3	48.416	35	1:53.684	7	2:23.386	44	7	5:09.972	5:10.809 (45)
45	34	49.057	34	1:54.778	26	2:23.669	45	34	5:10.504	5:13.381 (47)
46	71	49.368	53	1:55.638	17	2:23.702	46	65	5:11.512	5:12.813 (46)
47	23	49.635	71	1:56.066	65	2:24.509	47	71	5:13.071	5:16.707 (49)
48	53	49.710	23	1:57.057	35	2:25.278	48	23	5:14.468	5:14.468 (48)
49	65	49.861	65	1:57.142	34	2:26.669	49	53	5:15.198	5:20.415 (51)
50	16	50.326	7	1:58.175	71	2:27.637	50	49	5:22.077	5:19.763 (50)
51	54	50.331	54	1:59.890	23	2:27.776	51	54	5:25.016	5:26.849 (52)
52	48	50.443	24	2:02.431	49	2:28.608	52	16	5:30.021	5:38.581 (56)



8-9-10 | 20
JUILLET | 16



PLATEAU 6 - GRID 6
LE MANS CLASSIC 2016
RACE 1

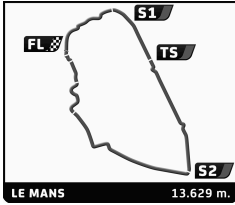
Best Sector Times

Pos	SECTOR 1		SECTOR 2		SECTOR 3		Pos	Nr	Ideal Lap	Best Lap
	Nr	Time	Nr	Time	Nr	Time				
53	49	50.621	49	2:02.848	53	2:29.850	53	48	5:30.491	5:31.869 (53)
54	72	51.227	48	2:03.313	16	2:32.919	54	77	5:32.086	5:35.653 (55)
55	77	52.656	77	2:03.363	72	2:33.535	55	72	5:32.404	5:32.404 (54)
56	24	53.419	16	2:06.776	54	2:34.795	56	24	5:38.022	5:40.482 (57)





8 - 9 - 10 | 20 JUILLET | 16



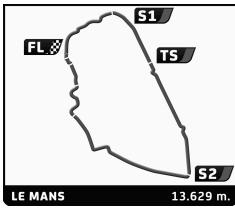
PLATEAU 6 - GRID 6 LE MANS CLASSIC 2016 RACE 1

Best Top Speeds

Nr	Car	Class	Top Speed Driver	Top 1		Top 2		Top 3		Top 4		Top 5		Avg
				Kph	Lap	Kph	Lap	Kph	Lap	Kph	Lap	Kph	Lap	
78	PORSCHE 936 - 1982	TSRC41	U. SCHUMACHER	316.7	5	291.4	8	276.6	7	262.6	6	255.3	3	280,5
33	LOLA T286 - 1976	TSRC41	D. GUENAT	278.0	5	274.5	6	271.8	7	264.6	3	262.0	2	270,2
30	SAUBER C5 BMW - 1976	TSRC34	P. SCEMAMA	276.6	3	275.9	8	273.8	7	267.8	4	255.3	5	269,9
1	INALTERA - 1976	TSRC35	H. PESCAROLO	276.6	4	262.6	5	256.5	2	256.5	3	226.2	1	255,7
56	GULF Mirage - 1973	TSRC29	C. MAC ALLISTER	275.9	5	275.9	8	271.1	3	267.8	7	258.3	2	269,8
36	PORSCHE 935 - 1978	GTP37	S. MEYERS	275.2	4	265.8	7	254.1	3	251.2	2	239.1	1	257,1
10	LANCIA Beta Gr. V -	TSRC40	F. MEINERS	273.8	6	269.1	7	266.5	5	262.6	2	258.3	3	266,1
67	LOLA T290 BDG - 1972	TSRC28	G. RATTAZZI	271.8	3	269.1	4	267.1	6	256.5	5	255.3	2	264,0
75	CHEVROLET Monza - 1976	TSRC36	G. CERON	271.1	3	252.3	2	251.2	4	231.0	1	225.3	7	246,2
21	FERRARI 512 BB LM - 1980	TSRC42	A. RITTWEGER	269.8	8	235.5	3	235.5	7	227.6	6	216.8	2	237,0
4	FERRARI 512 BB LM - 1980	TSRC42	R. LIPS	269.1	2	268.5	3	263.9	8	252.9	5	251.8	1	261,2
70	LOLA T298 BMW - 1979	TSRC40	F. DA ROCHA	267.1	5	265.8	3	260.1	1	250.0	7	245.0	6	257,6
42	PORSCHE 935 K3 - 1979	GTP37	N. DIETEREN	265.2	7	251.8	5	247.8	6	237.0	3	236.5	8	247,7
32	LOLA T292 BDG - 1973	TSRC28	T. SINCLAIR	262.0	1	258.9	3	254.1	5	241.2	6	237.5	4	250,7
19	FERRARI 512 BB LM - 1980	TSRC42	C. BOURIEZ	262.0	6	255.9	3	246.6	5	243.9	2	240.1	8	249,7
40	PORSCHE 934 - 1976	GTS32	M. FRATTI	261.4	2	252.3	5	249.5	3	247.8	8	234.0	4	249,0
76	CHEVRON B31 BDG - 1975	TSRC34	R. BÜSST	260.8	5	260.1	6	252.3	8	250.0	3	245.5	1	253,7
39	CHEETAH G601 - 1976	TSRC34	B. EGGIMANN	258.3	7	239.6	2	239.6	6	222.1	1	216.8	5	235,3
31	CHEVRON B31 BDG - 1975	TSRC34	D. TITFORD	258.3	2	244.4	4	241.2	3	177.9	6	172.1	5	218,8
14	PORSCHE 911 RSR 3L - 1974	GTS27	S. ORJUELA	257.1	2	248.3	7	246.1	4	239.6	5	236.0	3	245,4
57	LOLA T290 - 1972	TSRC28	M. RICHARDSON	255.9	2	245.0	5	241.2	8	240.1	3	237.0	4	243,8
25	TOJ SC 304 - 1976	TSRC35	Y. SCEMAMA	254.1	8	253.5	3	252.3	1	251.8	5	246.1	2	251,6
68	PORSCHE 911 RSR 3L - 1975	GTS27	M. ROOCK	253.5	8	250.6	6	246.1	5	231.0	3	230.0	7	242,2
46	PORSCHE 911 RSR 3L - 1974	GTS27	L. MAXTED-PAGE	252.9	3	251.2	4	246.1	2	213.0	5	212.2	6	235,1
66	PORSCHE 911 RSR 3L - 1974	GTS27	D. DENAT	251.8	7	250.0	5	249.5	4	246.1	6	242.3	3	247,9
20	PORSCHE 911 RS 3L - 1974	GTS27	C. VAN RIET	251.2	2	248.3	4	230.5	5	215.9	6	213.8	3	231,9
60	PORSCHE 911 RSR 3L - 1974	GTS27	M. LENCOURT	251.2	7	247.2	3	240.1	2	240.1	6	229.5	1	241,6
61	CHEVRON B36 BMW - 1976	TSRC40	B. PENLAE	250.0	7	249.5	8	247.2	5	246.1	4	235.0	6	245,6
2	BMW M1 Procar - 1979	GTS37	C. TRABER	248.9	6	243.9	5	236.0	3	233.5	2	231.5	1	238,8
26	CHEVRON B36 BMW - 1976	TSRC40	L. ROSSIAUD	248.9	7	246.1	6	241.2	5	214.2	1	210.1	4	232,1
52	LOLA T280 DFV - 1972	TSRC29	C. BARBOT	245.5	5	236.5	6	224.8	2	222.1	8	204.6	3	226,7
59	LOLA - DE CADENET T880 - DFV - 1975	TSRC29	H. LINDBERG	244.4	3	238.0	2	213.0	1					231,8
62	LANCIA Beta Gr. V - 1979	TSRC40	D. FERRER	239.1	3	238.6	6	234.5	4	228.1	2	226.7	7	233,4
29	LOLA T298 BMW - 1979	TSRC40	P. LAFARGUE	237.5	1									237,5
58	PORSCHE 911 RSR 3L - 1974	GTS27	L. ROBERT	230.0	1	223.4	2							226,7
17	PORSCHE 911 RS 3L - 1974	GTS27	C. RUPP	230.0	7	221.6	2	220.7	4	219.8	5	212.2	6	220,9
34	PORSCHE 911 RSR 3L - 1975	GTS27	A. TERPINS	230.0	6	210.5	4	208.5	7	206.2	5	199.4	2	210,9
18	FERRARI 512 BB LM - 1979	TSRC42	L. LUCCHINI	229.1	2	207.7	1							218,4
45	DE TOMASO Pantera Gr. IV - 1971	GTS27	D. VON DER LIECK	229.1	2	219.8	3	200.5	1					216,5
3	BMW M1 Procar - 1979	GTS37	M. HINDERER	228.6	4	213.8	5	198.7	7	196.9	2	196.5	1	206,9
22	LOLA T292 BDG - 1973	TSRC28	I. SIMMONDS	228.1	2	198.7	1	197.9	3	196.5	4			205,3
9	RENAULT ALPINE A443 - 1978	TSRC41	J. RAGNOTTI	224.8	6	205.8	1	204.6	7	201.2	3	199.7	2	207,2
65	PORSCHE 911 RS 3L - 1974	GTS27	A. PRILL	223.4	6	215.9	2	213.8	4	212.2	7	211.3	5	215,3
71	PORSCHE 911 RS 3L - 1974	GTS27	A. GADAL	218.5	5	207.3	7	206.5	2	205.0	6	204.2	1	208,3
48	BMW M1 - 1979	GTS37	A. LATHAM	213.0	1	178.5	5	171.8	6	170.5	3	169.9	2	180,7
7	LIGIER JS 2 - 1973	TSRC29	P. NICOLET	211.7	4	210.9	3	210.9	7	210.5	6	208.5	5	210,5
24	PORSCHE 930 Turbo - 1975	GTS37	J. PIQUET	208.1	1	205.8	6	203.5	4	195.5	2	192.0	5	201,0
23	ASTON MARTIN DBS V8 - 1969	TSRC42	P. CHASE-GARDINER	203.8	3	203.1	7	201.2	2	196.5	1	194.8	6	199,9
35	MOYNET LM 75 - 1975	TSRC28	G. PARGAMIN	200.1	4	198.7	7	187.4	2	187.4	3	184.6	1	191,6
72	DATSUN 240 Z - 1975	GTS26	R. CROFTON	197.2	6	193.7	4	193.0	5	178.2	2	171.5	1	186,7
16	BMW 3.0 CSL - 1973	TC25	H. WERGINSZ	196.9	5	193.4	4	174.8	3	172.6	2	170.7	6	181,7



8-9-10 | 20 JUILLET 16



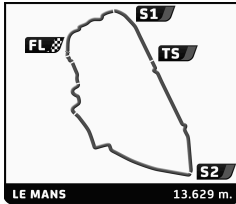
PLATEAU 6 - GRID 6 LE MANS CLASSIC 2016 RACE 1

Best Top Speeds

Nr	Car	Class	Top Speed Driver	Top 1		Top 2		Top 3		Top 4		Top 5		Avg
				Kph	Lap	Kph	Lap	Kph	Lap	Kph	Lap	Kph	Lap	
54	PORSCHE 911 RSR 3L - 1974	GTS27	H. HÜBNER	196.2	1	193.4	7	185.2	4	183.9	3	168.1	2	185,4
77	PORSCHE 911 RS 3L - 1974	GTS27	J. BELLETESTE	195.1	1	192.7	2	184.9	6	177.4	4	173.7	5	184,8
11	LOLA T280 DFV -	TSRC29	F. MEINERS	193.0	1									193,0
55	PORSCHE 924 GTR - 1981	GTS37												
53	DODGE Charger - 1974	GTS37	C. SCHWARTZ											
69	FERRARI 512 BB LM - 1979	TSRC42												
38	PORSCHE 935 - 1979	GTP37	E. MARIS											
73	LOLA T292 BMW - 1973	TSRC28												
12	CHEVRON B31 BDG - 1975	TSRC34	L. CARON											
6	PORSCHE 924 GTR - 1981	GTP36												
44	PORSCHE 935 K3 - 1980	GTP37												
8	PORSCHE 935 K3 - 1977	GTP37												
80	OSELLA PA6 - BMW - 1978	TSRC40	W. ZWEIFLER											
49	PORSCHE 911 RSR 3L - 1974	GTS27	J. MASS											
64	LOLA T298 BMW - 1979	TSRC40												
51	BMW 3.0 CSL - 1973	TC25												
79	PORSCHE 2.8 L RSR - 1973	GTS27	H. OSTMANN											
27	CHEVRON B21 BDG - 1972	TSRC28												
37	PORSCHE 911 Turbo RSR 2.1L - 1974	GTP27	F. PERRODO											
5	RONDEAU M 378 DFV - 1978	TSRC41												
15	FERRARI 512 BB LM - 1978	TSRC42												
43	GULF Mirage - 1974	TSRC29												



8-9-10 | 20
JUILLET | 16



PLATEAU 6 - GRID 6
LE MANS CLASSIC 2016
RACE 1

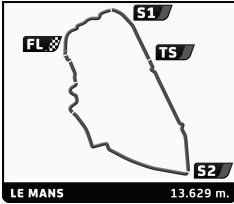
Fastest Lap Sequence

Practice Time	Drivers	Car	Class	Time	Kph	Lap
8:43.974	56 C. MAC ALLISTER	GULF Mirage - 1973	TSRC29	4:17.692	190.4	2
12:58.445	56 C. MAC ALLISTER	GULF Mirage - 1973	TSRC29	4:14.471	192.8	3
12:59.643	25 Y. SCEMAMA	TOJ SC 304 - 1976	TSRC35	4:13.764	193.3	3
12:59.805	78 U. SCHUMACHER / M. WERNER	PORSCHE 936 - 1982	TSRC41	4:13.382	193.6	3





8-9-10 | 20
JUILLET | 16



PLATEAU 6 - GRID 6
LE MANS CLASSIC 2016
RACE 1

Analysis by lap

Lapped

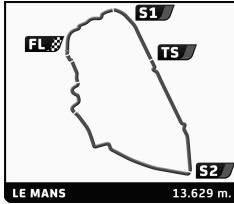
Table with 15 columns: Nr, Lap Time, Gap, Nr, Lap Time, Gap, Nr, Lap Time, Gap, Nr, Lap Time, Gap, Nr, Lap Time, Gap. It lists race data for 15 laps, including driver numbers, lap times, and gaps. Some cells are highlighted in blue.

RICHARD MILLE





**8-9-10 | 20
JUILLET | 16**



PLATEAU 6 - GRID 6
LE MANS CLASSIC 2016
RACE 1

Analysis by lap

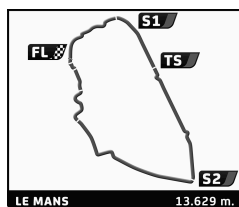
Lapped

Nr	Lap Time	Gap	Nr	Lap Time	Gap	Nr	Lap Time	Gap	Nr	Lap Time	Gap	Nr	Lap Time	Gap
17	7:00.531	1 Lap	26	5:05.734	1 Lap	30	4:25.771	2:16.436						
26	7:11.049	1 Lap	76	4:32.130	1:50.444	26	5:02.649	1 Lap						
36	5:58.226	1:22.763	17	5:20.217	1 Lap	16	6:16.911	2 Laps						
32	4:33.816	1:41.517	30	4:26.599	2:14.464	39	4:32.973	2:49.923						
12	6:01.815	1:42.069	11	4:24.040	2:17.251	2	4:36.667	2:51.406						
76	6:07.610	1:52.433	2	4:39.179	2:38.538	10	4:36.387	2:51.792						
38	5:56.076	1:54.821	10	4:41.656	2:39.204	17	5:21.507	1 Lap						
4	4:58.817	1:57.949	39	4:37.272	2:40.749	52	4:29.852	3:05.881						
65	6:48.821	1 Lap	75	4:44.931	2:46.824	42	4:29.756	3:07.104						
71	6:53.784	1 Lap	65	5:17.322	1 Lap	70	4:35.646	3:08.955						
30	4:47.432	2:21.984	71	5:16.707	1 Lap	19	4:37.084	3:19.295						
11	4:30.679	2:27.330	70	4:41.408	2:57.108	57	4:36.439	3:19.740						
10	6:10.684	2:31.667	52	4:33.526	2:59.828	65	5:12.813	1 Lap						
34	5:21.849	1 Lap	42	4:37.366	3:01.147	71	5:17.552	1 Lap						
2	6:07.779	2:33.478	19	4:40.643	3:06.010	4	4:41.253	3:53.602						
75	6:52.471	2:36.012	57	4:43.959	3:07.100	61	4:42.024	3:55.413						
39	4:39.674	2:37.596	53	6:56.956	1 Lap	1	5:03.622	3:56.911						
49	7:30.099	1 Lap	3	7:29.208	1 Lap	34	5:13.381	1 Lap						
70	4:49.267	2:49.819	34	5:14.843	1 Lap	75	5:45.332	4:08.357						
23	5:36.713	1 Lap	1	4:50.890	3:17.088	53	5:30.415	1 Lap						
57	6:35.242	2:57.260	49	5:22.932	1 Lap	49	5:21.365	1 Lap						
42	4:38.205	2:57.900	4	6:12.318	3:36.148	23	5:14.468	1 Lap						
19	4:41.628	2:59.486	61	4:41.505	3:37.188	35	5:06.462	1 Lap						
1	7:25.965	3:00.317	23	5:25.317	1 Lap	60	4:44.589	4:41.628						
52	6:11.383	3:00.421	35	5:14.193	1 Lap	7	5:10.809	1 Lap						
35	7:54.062	1 Lap	7	5:11.182	1 Lap	68	4:46.219	4:43.945						
9	5:20.894	3:17.524	37	4:40.220	4:11.656	21	4:48.879	4:45.410						
7	8:02.449	1 Lap	40	5:02.187	4:15.834	40	5:00.132	4:52.167						
54	7:05.990	1 Lap	32	7:11.196	4:18.594	3	6:25.948	1 Lap						
61	4:42.531	3:29.802	54	5:27.470	1 Lap	54	5:26.849	1 Lap						
72	5:37.774	1 Lap	21	4:42.903	4:20.330	37	6:06.395	5:54.252						
40	5:05.267	3:47.766	60	4:42.445	4:20.838									
77	7:25.218	1 Lap	68	4:43.531	4:21.525									
48	7:37.814	1 Lap												
37	4:41.203	4:05.555												
67	4:36.488	4:07.446												
21	4:43.862	4:11.546												
68	4:47.805	4:12.113												
60	4:44.469	4:12.512												
31	5:16.319	4:26.760												
24	7:43.866	1 Lap												
Lap 7			Lap 8											
25	4:14.165		25	4:23.799										
79	6:37.662	4 Laps	78	4:18.011	14.447									
78	4:17.317	20.235	72	5:32.404	2 Laps									
14	4:52.982	1 Lap	77	5:37.212	2 Laps									
66	4:51.793	1 Lap	48	5:31.869	2 Laps									
20	5:04.545	1 Lap	31	5:12.876	1 Lap									
46	5:07.149	1 Lap	56	4:27.292	45.492									
62	4:55.938	1 Lap	66	4:51.344	1 Lap									
56	4:15.137	41.999	14	4:55.421	1 Lap									
16	5:47.053	2 Laps	67	5:52.668	1 Lap									
36	4:25.360	1:14.004	20	4:58.470	1 Lap									
33	5:48.420	1:14.301	33	4:19.385	1:09.887									
12	4:27.370	1:35.320	24	5:40.482	2 Laps									
38	4:29.583	1:50.285	62	4:55.851	1 Lap									
			36	4:28.197	1:18.402									
			46	5:06.327	1 Lap									
			9	7:11.563	1 Lap									
			12	4:27.697	1:39.218									
			38	4:27.805	1:54.291									
			76	4:29.381	1:56.026									
			79	6:13.058	4 Laps									
			11	4:20.210	2:13.662									





8-9-10 | 20
JUILLET | 16



PLATEAU 6 - GRID 6
LE MANS CLASSIC 2016
RACE 1

Sector Analysis

Personal Best Session Best B Crossing the finish line in pit lane

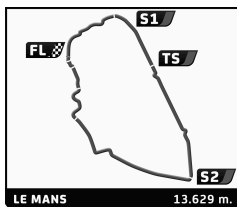
Table with columns: Lap, D, Time, Sector 1, Sector 2, Sector 3, T. Spd, Elapsed. Rows are grouped by car number (1-14) and driver names. Includes lap times and sector times with color-coded highlights (green for personal best, purple for session best, and 'B' for crossing the finish line in pit lane).

RICHARD MILLE





8-9-10 | 20 JUILLET | 16



PLATEAU 6 - GRID 6 LE MANS CLASSIC 2016 RACE 1

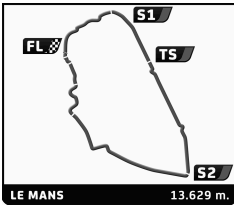
Sector Analysis

■ Personal Best
 ■ Session Best
 ■ Crossing the finish line in pit lane

Lap	D	Time	Sector 1	Sector 2	Sector 3	T. Spd	Elapsed	Lap	D	Time	Sector 1	Sector 2	Sector 3	T. Spd	Elapsed		
16	1.Heribert WERGINZ 2.Heinz JANITS							BMW 3.0 CSL - 1973 TC25									
	3.Ulrich ANDREE 4.Johannes HUBER																
	1	1	6:28.215	1:25.969	2:21.917	2:40.329	164.5	6:28.215	8	1	4:48.879	46.396	1:49.221	2:13.262	269.8	40:37.683	
	2	1	5:38.581	52.316	2:13.346	2:32.919	172.6	12:06.796	22	1.Ian SIMMONDS 2.James CLARIDGE							
	3	1	5:56.504 B	51.998	2:11.213	2:53.293	174.8	18:03.300		1	1	5:18.787	1:06.900	1:53.110	2:18.777	198.7	5:18.787
	4	1	8:28.086	3:36.083	2:10.021	2:41.982	193.4	26:31.386		2	1	4:46.961	45.204	1:47.762	2:13.995	228.1	10:05.748
	5	1	5:47.053 B	50.326	2:06.776	2:49.951	196.9	32:18.439		3	1	4:50.087	46.103	1:49.000	2:14.984	197.9	14:55.835
6	1	6:16.911 B	1:17.014	2:14.120	2:45.777	170.7	38:35.350	4		1	4:52.385	46.654	1:48.551	2:17.180	196.5	19:48.220	
17	1.Charles RUPP 2.Philippe PEAGUER							Porsche 911 RS 3L - 1974 GTS27									
	1	1	5:36.038	1:14.011	1:55.432	2:26.595	207.7	5:36.038	23	1.Paul CHASE-GARDENER 2.David ALLEN							
	2	1	5:07.036	48.357	1:54.977	2:23.702	221.6	10:43.074		1	1	5:55.188	1:20.591	2:01.949	2:32.648	196.5	5:55.188
	3	1	5:08.763	48.381	1:54.892	2:25.490	198.3	15:51.837		2	1	5:23.101	51.995	1:58.936	2:32.170	201.2	11:18.289
	4	1	5:13.352 B	47.488	1:52.398	2:33.466	220.7	21:05.189		3	1	5:31.354 B	50.704	1:58.299	2:42.351	203.8	16:49.643
	5	1	7:00.531	2:26.095	1:59.094	2:35.342	219.8	28:05.720		4	1	7:20.443	2:40.117	2:06.200	2:34.126	181.2	24:10.086
	6	1	5:20.217	50.670	1:58.115	2:31.432	212.2	33:25.937		5	1	5:36.713	52.047	2:02.697	2:41.969	189.4	29:46.799
7	1	5:21.507	50.814	1:58.558	2:32.135	230.0	38:47.444	6		1	5:25.317	50.913	2:00.231	2:34.173	194.8	35:12.116	
18	1.Luigi LUCCHINI 2.Christian PESCATORI							FERRARI 512 BB LM - 1979 TSRC42									
	1	1	4:50.567	56.341	1:43.716	2:10.510	207.7	4:50.567	7	1	5:14.468	49.635	1:57.057	2:27.776	203.1	40:26.584	
2	1	4:34.614	43.850	1:43.143	2:07.621	229.1	9:25.181	24	1.Jean-François PIQUET 2.Alain TRINIANE								
1	1	6:18.844	1:30.591	2:05.641	2:42.612	208.1	6:18.844		1	1	5:42.945	53.419	2:04.456	2:45.070	195.5	12:01.789	
2	1	5:41.970	54.772	2:05.026	2:42.172	180.9	17:43.759		2	1	5:41.970	54.772	2:05.026	2:42.172	180.9	17:43.759	
3	1	5:56.669 B	57.284	2:04.726	2:54.659	203.5	23:40.428		3	1	5:41.970	54.772	2:05.026	2:42.172	180.9	17:43.759	
4	1	7:43.866	2:51.665	2:05.757	2:46.444	192.0	31:24.294		4	1	5:41.970	54.772	2:05.026	2:42.172	180.9	17:43.759	
5	1	5:40.482	53.692	2:02.431	2:44.359	205.8	37:04.776		5	1	7:43.866	2:51.665	2:05.757	2:46.444	192.0	31:24.294	
19	1.Christian BOURIEZ							FERRARI 512 BB LM - 1980 TSRC42									
	1	1	5:07.707	1:06.120	1:51.267	2:10.320	198.7	5:07.707	25	1.Yves SCEMAMA							
	2	1	4:34.377	44.886	1:41.621	2:07.870	243.9	9:42.084		1	1	4:27.364	47.054	1:37.318	2:02.992	252.3	4:27.364
	3	1	4:33.975	44.431	1:41.469	2:08.075	255.9	14:16.059		2	1	4:18.515	41.252	1:37.331	1:59.932	246.1	8:45.879
	4	1	4:45.845 B	43.703	1:43.619	2:18.523	228.1	19:01.904		3	1	4:13.764	40.589	1:35.229	1:57.946	253.5	12:59.643
	5	1	6:10.309	2:17.173	1:43.397	2:09.739	246.6	25:12.213		4	1	4:16.510	41.415	1:34.680	2:00.415	218.1	17:16.153
	6	1	4:41.628	44.171	1:43.998	2:13.459	262.0	29:53.841		5	1	4:24.428 B	39.649	1:36.068	2:08.711	251.8	21:40.581
7	1	4:40.643	44.871	1:44.801	2:10.971	211.3	34:34.484	6		1	5:33.728	1:58.239	1:35.968	1:59.521	240.7	27:14.309	
20	1.Christophe VAN RIET 2.Kristoffer CARTENIAN							Porsche 911 RS 3L - 1974 GTS27									
	1	1	5:22.754	1:09.788	1:52.357	2:20.609	197.9	5:22.754	7	1	4:14.165	39.931	1:36.664	1:57.570	241.7	31:28.474	
	2	1	4:53.956	45.924	1:49.913	2:18.119	251.2	10:16.710	8	1	4:23.799	43.191	1:35.812	2:04.796	254.1	35:52.273	
	3	1	4:55.013	46.356	1:51.656	2:17.001	213.8	15:11.723	26	1.Lucien ROSSIAUD 2.Claude LE JEAN							
	4	1	5:02.007 B	46.349	1:49.333	2:26.325	248.3	20:13.730		1	1	5:35.839	1:12.616	1:55.601	2:27.622	214.2	5:35.839
	5	1	6:39.165	2:22.743	1:54.438	2:21.984	230.5	26:52.895		2	1	5:08.758	47.507	1:55.667	2:25.584	205.0	10:44.597
	6	1	5:04.545	48.654	1:54.244	2:21.647	215.9	31:57.440		3	1	5:06.577	47.392	1:53.756	2:25.429	192.7	15:51.174
7	1	4:58.470	46.969	1:52.469	2:19.032	207.7	36:55.910	4		1	5:10.912 B	46.450	1:53.676	2:30.786	210.1	21:02.086	
21	1.Alexander RITTWEGER 2.Sam HANCOCK							FERRARI 512 BB LM - 1980 TSRC42									
	1	1	5:04.393	57.700	1:49.453	2:17.240	194.1	5:04.393	5	1	7:11.049	2:44.597	1:55.095	2:31.357	241.2	28:13.135	
	2	1	4:54.218	47.056	1:47.914	2:19.248	216.8	9:58.611	6	1	5:05.734	49.884	1:52.181	2:23.669	246.1	33:18.869	
	3	1	4:56.383	49.464	1:47.097	2:19.822	235.5	14:54.994	7	1	5:02.649	47.627	1:51.331	2:23.691	248.9	38:21.518	
	4	1	5:02.086 B	47.084	1:48.584	2:26.418	184.2	19:57.080	29	1.Patrice LAFARGUE							
	5	1	6:24.959	2:24.635	1:47.921	2:12.403	208.5	26:22.039		1	1	4:58.658 B	46.037	1:51.382	2:21.239	237.5	4:58.658
	6	1	4:43.862	46.649	1:43.757	2:13.456	227.6	31:05.901									
7	1	4:42.903	46.482	1:46.204	2:10.217	235.5	35:48.804										



8-9-10 | 20
JUILLET | 16



PLATEAU 6 - GRID 6
LE MANS CLASSIC 2016
RACE 1

Sector Analysis

Personal Best Session Best B Crossing the finish line in pit lane

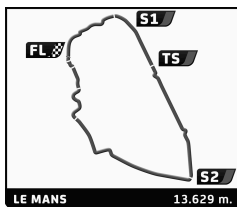
Table with columns: Lap, D, Time, Sector 1, Sector 2, Sector 3, T. Spd, Elapsed. Contains race data for drivers 1-40, including car models and lap times.

RICHARD MILLE





8-9-10 | 20
JUILLET | 16



PLATEAU 6 - GRID 6
LE MANS CLASSIC 2016
RACE 1

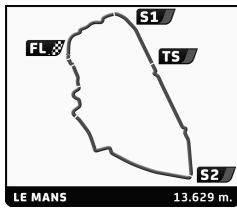
Sector Analysis

Personal Best Session Best B Crossing the finish line in pit lane

Table with columns: Lap, D, Time, Sector 1, Sector 2, Sector 3, T. Spd, Elapsed. Contains race data for drivers 42-49 and 52-57.



8-9-10 | 20
JUILLET | 16



PLATEAU 6 - GRID 6
LE MANS CLASSIC 2016
RACE 1

Sector Analysis

Personal Best Session Best B Crossing the finish line in pit lane

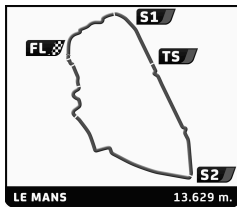
Table with columns: Lap, D, Time, Sector 1, Sector 2, Sector 3, T. Spd, Elapsed. Rows include driver names, car models, and lap times for drivers 58-72.

RICHARD MILLE





8-9-10 | 20 JUILLET | 16



PLATEAU 6 - GRID 6 LE MANS CLASSIC 2016 RACE 1

Sector Analysis

■ Personal Best
 ■ Session Best
 ■ Crossing the finish line in pit lane

Lap	D	Time	Sector 1	Sector 2	Sector 3	T. Spd	Elapsed	Lap	D	Time	Sector 1	Sector 2	Sector 3	T. Spd	Elapsed
1	1	6:26.113	1:31.710	2:11.123	2:43.280	171.5	6:26.113								
2	1	5:36.531	53.075	2:07.941	2:35.515	178.2	12:02.644								
3	1	5:50.775 B	52.861	2:08.894	2:49.020	162.3	17:53.419								
4	1	7:10.134	2:26.463	2:08.061	2:35.610	193.7	25:03.553								
5	1	5:37.774	53.255	2:07.861	2:36.658	193.0	30:41.327								
6	1	5:32.404	51.227	2:07.642	2:33.535	197.2	36:13.731								

80

1. Wolf ZWEIFLER
2. Michael FÖVENY

OSELLA PA6 - BMW - 1978
TSRC40

1 1 6:45.819 **B** 6:45.819

75

1. Gilles CERON
2. David FREEMAN

CHEVROLET Monza - 1976
TSRC36

1	1	4:30.337	48.419	1:38.384	2:03.534	231.0	4:30.337
2	1	4:20.515	41.412	1:35.585	2:03.518	252.3	8:50.852
3	1	4:24.118	41.638	1:36.664	2:05.816	271.1	13:14.970
4	1	4:25.097	41.548	1:37.001	2:06.548	251.2	17:40.067
5	1	4:57.829 B	42.367	1:45.463	2:29.999		22:37.896
6	1	6:52.471	3:03.061	1:41.444	2:07.966		29:30.367
7	1	4:44.931 B	43.268	1:40.614	2:21.049	225.3	34:15.298
8	1	5:45.332	1:58.395	1:41.213	2:05.724	212.2	40:00.630

76

1. Russell BÜSST
2. David FREEMAN

CHEVRON B31 BDG - 1975
TSRC34

1	1	4:39.793	50.197	1:43.916	2:05.680	245.5	4:39.793
2	1	4:29.446	42.633	1:42.584	2:04.229	241.2	9:09.239
3	1	4:25.048	41.461	1:40.504	2:03.083	250.0	13:34.287
4	1	4:23.710	40.682	1:40.011	2:03.017	243.3	17:57.997
5	1	4:41.181 B	42.437	1:40.888	2:17.856	260.8	22:39.178
6	1	6:07.610	2:16.305	1:43.947	2:07.358	260.1	28:46.788
7	1	4:32.130	41.839	1:42.484	2:07.807	245.0	33:18.918
8	1	4:29.381	43.094	1:42.366	2:03.921	252.3	37:48.299

77

1. Jean-Marie BELLETESTE
2. Paul LIBENS

PORSCHE 911 RS 3L - 1974
GTS27

1	1	6:25.337	1:31.194	2:10.277	2:43.866	195.1	6:25.337
2	1	5:35.653	53.550	2:05.529	2:36.574	192.7	12:00.990
3	1	5:35.994	53.088	2:06.839	2:36.067	168.9	17:36.984
4	1	5:40.826 B	52.656	2:03.363	2:44.807	177.4	23:17.810
5	1	7:25.218	2:36.249	2:07.153	2:41.816	173.7	30:43.028
6	1	5:37.212	53.408	2:06.370	2:37.434	184.9	36:20.240

78

1. Ulrich SCHUMACHER
2. Marco WERNER

PORSCHE 936 - 1982
TSRC41

1	1	4:28.060	47.861	1:37.159	2:03.040	238.6	4:28.060
2	1	4:18.363	41.678	1:36.670	2:00.015	242.8	8:46.423
3	1	4:13.382	41.005	1:34.769	1:57.608	255.3	12:59.805
4	1	4:13.965	40.434	1:32.151	2:01.380	240.7	17:13.770
5	1	4:24.100 B	41.366	1:32.627	2:10.107	316.7	21:37.870
6	1	5:53.522	2:16.676	1:33.541	2:03.305	262.6	27:31.392
7	1	4:17.317	42.079	1:32.492	2:02.746	276.6	31:48.709
8	1	4:18.011	42.647	1:32.575	2:02.789	291.4	36:06.720

79

1. Heiko OSTMANN
2. Horst SCHNEIDER

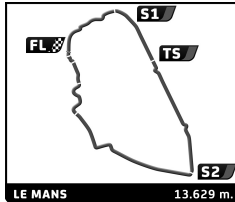
PORSCHE 2.8 L RSR - 1973
GTS27

1	1	6:46.967 B		3:04.731		6:46.967
2	1	18:10.822		3:09.027		24:57.789
3	1	6:37.662		3:00.885		31:35.451
4	1	6:13.058		2:52.966		37:48.509





8-9-10 | 20 JUILLET | 16



PLATEAU 6 - GRID 6 LE MANS CLASSIC 2016 RACE 2 (40')

Starting Grid

			- 37 -	73		Louis KOLLY
MR JOHN OF B	69		- 36 -	64		Manuel MONTEIRO
Adrian George BRADY	51		- 35 -	15		Jörg BRATKE VON BERGEN
Jean-Marc MERLIN	8		- 34 -	6		Piero SIRAGNA
Paul SINGER	55		- 33 -	44		David MAC NEIL
Roald GOETHE	43		- 32 -	27		Jean LEGRAS
Marc DEVIS	5		- 31 -	80		Wolf ZWEIFLER
Patrice LAFARGUE	29		- 30 -	58		Lionel ROBERT
Heiko OSTMANN	6:13.058	79	- 29 -	24	5:40.482	Jean-Francois PIQUET
Heribert WERGINZ	5:38.581	16	- 28 -	77	5:35.653	Jean-Marie BELLETESTE
Robert CROFTON	5:32.404	72	- 27 -	48	5:31.869	Amaury LATHAM
Hans-Joerg HÜBNER	5:26.849	54	- 26 -	53	5:20.415	Christophe SCHWARTZ
Jochen MASS	5:19.763	49	- 25 -	71	5:16.707	Alain GADAL
Paul CHASE-GARDENER	5:14.468	23	- 24 -	34	5:13.381	Alan TERPINS
Andrew PRILL	5:12.813	65	- 23 -	7	5:10.809	Pierre NICOLET
Charles RUPP	5:07.036	17	- 22 -	35	5:06.462	Gérard PARGAMIN
Michael HINDERER	5:04.317	3	- 21 -	26	5:02.649	Lucien ROSSIAUD
David FERRER	4:55.851	62	- 20 -	20	4:53.956	Christophe VAN RIET
Santiago ORJUELA	4:52.982	14	- 19 -	46	4:51.954	Lee MAXTED-PAGE
Didier DENAT	4:51.344	66	- 18 -	9	4:50.783	Jean RAGNOTTI
Henrik LINDBERG	4:48.226	59	- 17 -	22	4:46.961	Ian SIMMONDS
Michael ROOCK	4:43.531	68	- 16 -	45	4:43.244	Detlef VON DER LIECK
Alexander RITTWEGER	4:42.903	21	- 15 -	60	4:42.445	Michel LECOURT
Bertrand PENLAE	4:41.505	61	- 14 -	4	4:41.253	Remo LIPS
Francois FERRODO	4:40.220	37	- 13 -	40	4:39.588	Maurizio FRATTI
Luigi LUCCHINI	4:34.614	18	- 12 -	2	4:34.363	Christian TRABER
Christian BOURIEZ	4:33.975	19	- 11 -	39	4:32.973	Beat EGGIMANN
Franco MEINERS	4:32.549	10	- 10 -	52	4:29.838	Carlos BARBOT
Frédéric DA ROCHA	4:29.474	70	- 9 -	57	4:28.430	Mark RICHARDSON
Gianluca RATTAZZI	4:28.132	67	- 8 -	31	4:27.861	Douglas TITFORD
Erik MARIS	4:27.805	38	- 7 -	42	4:26.717	Nicolas DIETEREN
Tony SINCLAIR	4:25.351	32	- 6 -	12	4:25.278	Ludovic CARON
Philippe SCEMAMA	4:24.614	30	- 5 -	76	4:23.710	Russell BÜSST
Stephan MEYERS	4:23.460	36	- 4 -	75	4:20.515	Gilles CERON
Henri PESCAROLO	4:20.359	1	- 3 -	11	4:20.210	Franco MEINERS
Dominique GUENAT	4:16.293	33	- 2 -	56	4:14.471	Chris MAC ALLISTER
Yves SCEMAMA	4:13.764	25	- 1 -	78	4:13.382	Ulrich SCHUMACHER

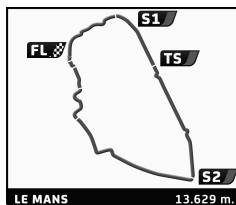
↓ Pole

Stewards:	Timekeeper:
-----------	-------------





8-9-10 | 20
JUILLET 16



LE MANS CLASSIC 2016

PLATEAU 6 - GRID 6

RACE 2 (40')

Final Classification

Drivers	Vehicle	Laps	Total Time	Penalty	Gap	Kph	Lap	Time	Kph
1 Ulrich SCHUMACHER/Marco WERNER	PORSCHE 936 - 1982	4	16:46.253		-	195.0	2	4:08.810	197.2
2 Chris MAC ALLISTER	GULF Mirage - 1973	4	16:48.387		+2.134	194.6	3	4:08.160	197.7
3 33 Dominique GUENAT	LOLA T286 - 1976	4	16:58.884		+12.631	192.6	3	4:11.065	195.4
4 43 Roald GOETHE/Stuart HALL	GULF Mirage - 1974	4	17:17.222		+30.969	189.2	3	4:07.890	197.9
5 36 Stephan MEYERS/Marc de SIEBENTHAL	PORSCHE 935 - 1978	4	17:26.602		+40.349	187.5	3	4:18.248	190.0
6 5 Marc DEVIS/Martin O'CONNELL	RONDEAU M 378 DFV - 1978	4	17:28.926		+42.673	187.1	4	4:10.170	196.1
7 42 Nicolas D'ETEREN	PORSCHE 935 K3 - 1979	4	17:42.882		+56.629	184.6	3	4:17.495	190.5
8 76 Russell BÜSST/David FREEMAN	CHEVRON B31 BDG - 1975	4	17:44.096		+57.843	184.4	3	4:21.943	187.3
9 30 Philippe SCÉMAMA/Laurent FORT	SAUBER C5 BMW - 1976	4	17:49.273		+1.03.020	183.5	3	4:19.611	189.0
10 32 Tony SINCLAIR	LOLA T292 BDG - 1973	4	17:51.454		+1.05.201	183.2	3	4:19.305	189.2
11 70 Frédéric DA ROCHA	LOLA T298 BMW - 1979	4	17:53.832		+1.07.579	182.8	3	4:21.258	187.8
12 29 Patrice LAFARGUE	LOLA T298 BMW - 1979	4	18:01.372		+1.15.119	181.5	4	4:18.327	189.9
13 1 Henri PESCAROLO/Julien BELTOISE	INALTERA - 1976	4	18:08.516		+1.22.263	180.3	3	4:29.531	182.0
14 21 Alexander RITTWEGGER/Sam HANCOCK	FERRARI 512 BB LM - 1980	4	18:11.153		+1.24.900	179.9	3	4:24.657	185.4
15 31 Douglas TITFORD/Trevor REEVES	CHEVRON B31 BDG - 1975	4	18:14.637		+1.28.384	179.3	3	4:29.931	181.8
16 39 Beat EGGIMANN	CHEETAH G601 - 1976	4	18:15.304		+1.29.051	179.2	3	4:27.856	183.2
17 57 Mark RICHARDSON	LOLA T290 - 1972	4	18:16.145		+1.29.892	179.0	2	4:29.526	182.0
18 38 Erik MARIS	PORSCHE 935 - 1979	4	18:25.808		+1.39.555	177.5	3	4:32.702	179.9
19 4 Remo LIPS/Arnold MEIER	FERRARI 512 BB LM - 1980	4	18:37.800		+1.51.547	175.6	2	4:33.727	179.2
20 9 Jean RAGNOTTI/Alain SERPAGGI	RENAULT ALPINE A443 - 1978	4	18:40.888		+1.54.635	175.1	2	4:32.835	179.8
21 2 Christian TRABER/ PETER	BMW M1 Procar - 1979	4	18:44.132		+1.57.879	174.6	3	4:34.696	178.6
22 61 Bertrand PENLAE	CHEVRON B36 BMW - 1976	4	18:56.869		+2.10.616	172.6	4	4:36.617	177.4
23 37 François PERRODO/Sébastien CRUBILE/Emmanuel COLLARD	PORSCHE 911 Turbo RSR 2.1L - 1974	4	18:59.291		+2.13.038	172.3	2	4:38.907	175.9
24 19 Christian BOURIEZ	FERRARI 512 BB LM - 1980	4	19:09.668	00:45	+2.23.415	170.7	2	4:30.918	181.1
25 62 David FERRER/ MR JOHN OF B/Soheil AYARI	LANCIA Beta Gr. V - 1979	4	19:25.009		+2.38.756	168.5	2	4:38.571	176.1
26 27 Jean LÉGRAS/Jean-Philippe DEBRIE	CHEVRON B21 BDG - 1972	4	19:29.520		+2.43.267	167.8	3	4:37.023	177.1
27 66 Didier DENAT	PORSCHE 911 RSR 3L - 1974	4	19:31.399		+2.45.146	167.5	3	4:48.289	170.2
28 14 Santiago ORJUELA/Juan Pablo ORJUELA	PORSCHE 911 RSR 3L - 1974	4	19:35.291		+2.49.038	167.0	2	4:45.550	171.8
29 60 Michel LECOURT/Raymond NARAC	PORSCHE 911 RSR 3L - 1974	4	19:36.268		+2.50.015	166.8	3	4:45.573	171.8
30 68 Michael ROOCK/Uwe ALZEN	PORSCHE 911 RSR 3L - 1975	4	19:38.033		+2.51.780	166.6	3	4:47.028	170.9
31 22 Ian SIMMONDS/James CLARIDGE	LOLA T292 BDG - 1973	4	19:42.483		+2.56.230	166.0	4	4:48.148	170.3
32 3 Michael HINDERER/Peter HINDERER	BMW M1 Procar - 1979	4	19:49.637		+3.03.384	165.0	3	4:47.896	170.4
33 35 Gérard PARGAMIN/Eric PINSEAU	MOYNET LM 75 - 1975	4	19:53.504		+3.07.251	164.4	4	4:50.640	168.8
34 20 Christophe VAN RIET/Kristoffer CARTENIAN	PORSCHE 911 RSR 3L - 1974	4	20:07.634		+3.21.381	162.5	3	4:54.191	166.8
35 34 Alan TERPINS	PORSCHE 911 RSR 3L - 1975	4	20:07.966		+3.21.713	162.5	3	4:51.793	168.1
36 26 Lucien ROSSIAUD/Claude LE JEAN	CHEVRON B36 BMW - 1976	4	20:16.731		+3.30.478	161.3	3	4:54.949	166.3
37 46 Lee MAXTED-PAGE/Mark SUMPTER	PORSCHE 911 RSR 3L - 1974	4	20:36.763		+3.50.044	158.7	3	4:59.333	163.9
38 49 Jochen MASS/Russell GEE/George CALFO/Jim PACE	PORSCHE 911 RSR 3L - 1974	4	21:07.828		+4.21.575	154.8	3	5:04.012	161.4
39 23 Paul CHASE-GARDENER/David ALLEN	ASTON MARTIN DBS V8 - 1969	4	21:08.592		+4.22.339	154.7	3	5:05.463	160.6
40 7 Pierre NICOLET/Guy LACROIX	LIGIER JS 2 - 1973	4	21:13.263		+4.27.010	154.1	2	5:11.875	157.3
41 55 Paul SINGER	PORSCHE 924 GTR - 1981	4	21:13.640		+4.27.387	154.1	3	5:07.739	159.4
42 80 Wolf ZWEIFLER/Michael FÖVENVY	OSELLA PA6 - BMW - 1978	4	21:26.837		+4.40.584	152.5	3	5:08.698	158.9
43 53 Christophe SCHWARTZ	DODGE Charger - 1974	4	21:45.412		+4.59.159	150.3	4	5:17.814	154.4
44 48 Amaury LATHAM	BMW M1 - 1979	4	21:48.566		+5.02.313	150.0	3	5:19.260	153.7
45 79 Heiko OSTMANN/Horst SCHNEIDER	PORSCHE 2.8 L RSR - 1973	4	21:58.434		+5.12.181	148.9	3	5:16.428	155.1
46 54 Hans-Joerg HÜBNER	PORSCHE 911 RSR 3L - 1974	4	22:06.919		+5.20.666	147.9	2	5:18.733	153.9
47 17 Charles RUPP/Philippe PEAUGER	PORSCHE 911 RSR 3L - 1974	4	22:40.881		+5.54.628	144.2	2	5:09.364	158.6
48 71 Alain GADAL/André GAHINET SEGOLEN/Gilles BLASCO	PORSCHE 911 RSR 3L - 1974	4	24:26.260		+7.40.007	133.8	2	5:17.499	154.5
49 72 Robert CROFTON	DATSUN 240 Z - 1975	3	17:17.797		1 Lap	141.8	2	5:31.202	148.1
50 77 Jean-Marie BELLETESTE/Paul LIBENS	PORSCHE 911 RSR 3L - 1974	3	17:41.620		1 Lap	138.6	2	5:44.215	142.5
51 65 Andrew PRILL/Robert BARRIE	PORSCHE 911 RSR 3L - 1974	3	18:06.743		1 Lap	135.4			
52 52 Carlos BARBOT	LOLA T280 DFV - 1972	3	19:12.500	1 Laps	1 Lap	127.7	2	4:15.893	191.7
53 67 Gianluca RATAZZI/Emanuele PIRRO	LOLA T290 BDG - 1972	3	21:56.642		1 Lap	111.8			
54 18 Luigi LUCCHINI/Christian PESCATORI	FERRARI 512 BB LM - 1979	3	27:55.023	1 Laps	1 Lap	87.9	2	4:34.018	179.1
55 75 Gilles CERON	CHEVROLET Monza - 1976	3	57:00.000		1 Lap	43.0			
56 24 Jean-François PIQUET/Alain TRINIANE	PORSCHE 930 Turbo - 1975	2	17:58.204	1 Laps	2 Laps	91.0	3	5:48.010	141.0
57 10 Franco MEINERS/Alessandro CAFFI	LANCIA Beta Gr. V -	2	57:00.000		2 Laps	28.7			
58 12 Ludovic CARON	CHEVRON B31 BDG - 1975	2	57:00.000		2 Laps	28.7	2	4:26.216	184.3
59 16 Heribert WERGINZ/Heinz JANITS/Ulrich ANDREE/Johannes HUBER	BMW 3.0 CSL - 1973	2	57:00.000		2 Laps	28.7	2	5:07.231	159.7
60 6 Piero SIRAGNA/Max WELTI	PORSCHE 924 GTR - 1981	0	57:00.000						
61 8 Jean-Marc MERLIN	PORSCHE 935 K3 - 1977	0	57:00.000						
62 15 Jörg BRATKE VON BERGEN/Oliver LOUISODER	FERRARI 512 BB LM - 1978	0	57:00.000						
63 25 Yves SCÉMAMA	TOJ SC 304 - 1976	0	57:00.000						
64 40 Maurizio FRATTI/Andrea CABIANCA	PORSCHE 934 - 1976	0	57:00.000						
65 44 David MAC NEIL/Patrick WOMACK	PORSCHE 935 K3 - 1980	0	57:00.000						
66 45 Detlef VON DER LIECK/Jochen MASS	DE TOMASO Pantera Gr. IV - 1971	0	57:00.000						
67 51 Adrian George BRADY	BMW 3.0 CSL - 1973	0	57:00.000						
68 58 Lionel ROBERT/Gys VAN LENNEP/Claudio RODDARO	PORSCHE 911 RSR 3L - 1974	0	57:00.000						
69 59 Henrik LINDBERG	LOLA - DE CADENET T380 - DFV - 1975	0	57:00.000						
70 64 Manuel MONTEIRO/Claude MONTEIRO/Manuel-Michel MONTEIRO	LOLA T298 BMW - 1979	0	57:00.000						
71 69 MR JOHN OF B/David FERRER/Soheil AYARI	FERRARI 512 BB LM - 1979	0	57:00.000						
72 73 Louis KOLLY	LOLA T292 BMW - 1973	0	57:00.000						

Not classified:

11 Franco MEINERS/Alessandro CAFFI

LOLA T280 DFV -

4 17:11.427

2

4:15.137 192.3

CAR 18-24-52 PENALTY OF 1 LAP DUE TO WRONG PIT WINDOW
CAR 19 PENALTY OF 45 SECONDS DUE TO WRONG PIT WINDOW

Published at:

Track Status:

DRY

Stewards:

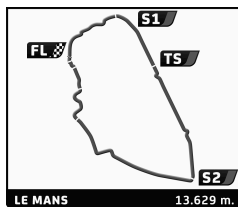
Timekeeper:

RICHARD MILLE





8-9-10 | 20 JUILLET | 16



PLATEAU 6 - GRID 6 LE MANS CLASSIC 2016 RACE 2

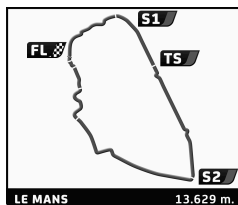
Final Classification By Performance Index

Nr Drivers	Car	Class	Qualifying			Coefficient	Index	
			Time	Laps	Total Time			
1	56 Chris MAC ALLISTER	GULF Mirage - 1973	TSRC29	4'10.853	4	16:48.387	1,400	23'31.741
2	30 Philippe SCEMAMA / Laurent FORT	SAUBER C5 BMW - 1976	TSRC34	4'31.116	4	17:49.273	1,350	24'03.518
3	32 Tony SINCLAIR	LOLA T292 BDG - 1973	TSRC28	4'23.503	4	17:51.454	1,350	24'06.462
4	43 Roald GOETHE / Stuart HALL	GULF Mirage - 1974	TSRC29	4'31.485	4	17:17.222	1,400	24'12.110
5	66 Didier DENAT	PORSCHE 911 RSR 3L - 1974	GTS27	4'52.818	4	19:31.399	1,260	24'35.962
6	57 Mark RICHARDSON	LOLA T290 - 1972	TSRC28	4'36.001	4	18:16.145	1,350	24'39.795
7	14 Santiago ORJUELA / Juan Pablo ORJUELA	PORSCHE 911 RSR 3L - 1974	GTS27	4'50.459	4	19:35.291	1,260	24'40.866
8	60 Michel LECOURT / Raymond NARAC	PORSCHE 911 RSR 3L - 1974	GTS27	4'42.569	4	19:36.268	1,260	24'42.097
9	68 Michael ROOCK / Uwe ALZEN	PORSCHE 911 RSR 3L - 1975	GTS27	4'40.793	4	19:38.033	1,260	24'44.321
10	20 Christophe VAN RIET / Kristoffer CARTENIAN	PORSCHE 911 RS 3L - 1974	GTS27	4'54.341	4	20:07.634	1,260	25'21.618
11	37 François FERRODO / Sébastien CRUBILE / Emmanuel COLLARD	PORSCHE 911 Turbo RSR 2,1L - 1974	GTP27	4'37.508	4	18:59.291	1,350	25'38.042
12	2 Christian TRABER / PETER	BMW M1 Procar - 1979	GTS37	4'32.261	4	18:44.132	1,370	25'40.060
13	76 Russell BÜSST / David FREEMAN	CHEVRON B31 BDG - 1975	TSRC34	4'28.077	4	17:44.096	1,450	25'42.939
14	46 Lee MAXTED-PAGE / Mark SUMPTER	PORSCHE 911 RSR 3L - 1974	GTS27	4'48.779	4	20:36.763	1,260	25'58.321
15	78 Ulrich SCHUMACHER / Marco WERNER	PORSCHE 936 - 1982	TSRC41	4'14.141	4	16:46.253	1,550	25'59.692
16	36 Stephan MEYERS / Marc de SIEBENTHAL	PORSCHE 935 - 1978	GTP37	4'21.633	4	17:26.602	1,500	26'09.903
17	27 Jean LEGRAS / Jean-Philippe DEBRIE	CHEVRON B21 BDG - 1972	TSRC28	4'38.632	4	19:29.520	1,350	26'18.852
18	33 Dominique GUENAT	LOLA T286 - 1976	TSRC41	4'12.840	4	16:58.884	1,550	26'19.270
19	31 Douglas TITFORD / Trevor REEVES	CHEVRON B31 BDG - 1975	TSRC34	4'30.499	4	18:14.637	1,450	26'27.223
20	39 Beat EGGIMANN	CHEETAH G601 - 1976	TSRC34	4'36.800	4	18:15.304	1,450	26'28.190
21	42 Nicolas DIETEREN	PORSCHE 935 K3 - 1979	GTP37	4'55.426	4	17:42.882	1,500	26'34.323
22	22 Ian SIMMONDS / James CLARIDGE	LOLA T292 BDG - 1973	TSRC28	4'49.995	4	19:42.483	1,350	26'36.352
23	49 Jochen MASS / Russell GEE / George CALFO / Jim PACE	PORSCHE 911 RSR 3L - 1974	GTS27	5'15.352	4	21:07.828	1,260	26'37.463
24	70 Frédéric DA ROCHA	LOLA T298 BMW - 1979	TSRC40	4'22.414	4	17:53.832	1,500	26'50.748
25	35 Gérard PARGAMIN / Eric PINSEAU	MOYNET LM 75 - 1975	TSRC28	5'09.778	4	19:53.504	1,350	26'51.230
26	29 Patrice LAFARGUE	LOLA T298 BMW - 1979	TSRC40	4'14.114	4	18:01.372	1,500	27'02.058
27	5 Marc DEVIS / Marfin O'CONNELL	RONDEAU M 378 DFV - 1978	TSRC41	4'16.166	4	17:28.926	1,550	27'05.835
28	3 Michael HINDERER / Peter HINDERER	BMW M1 Procar - 1979	GTS37	4'40.288	4	19:49.637	1,370	27'09.802
29	1 Henri PESCAROLO / Julien BELTOISE	INALTERA - 1976	TSRC35	4'38.456	4	18:08.516	1,500	27'12.774
30	34 Alan TERPINS	PORSCHE 911 RSR 3L - 1975	GTS27	5'09.753	4	20:07.966	1,370	27'34.913
31	38 Erik MARIS	PORSCHE 935 - 1979	GTP37	4'25.598	4	18:25.808	1,500	27'38.712
32	79 Heiko OSTMANN / Horst SCHNEIDER	PORSCHE 2.8 L RSR - 1973	GTS27	5'36.817	4	21:58.434	1,260	27'41.226
33	54 Hans-Joerg HÜBNER	PORSCHE 911 RSR 3L - 1974	GTS27	5'16.224	4	22:06.919	1,260	27'51.917
34	72 Robert CROFTON	DATSUN 240 Z - 1975	GTS26	5'35.218	3	17:17.797	1,210	27'54.312
35	61 Bertrand PENLAE	CHEVRON B36 BMW - 1976	TSRC40	4'38.707	4	18:56.869	1,500	28'25.303
36	17 Charles RUPP / Philippe PEAUGER	PORSCHE 911 RS 3L - 1974	GTS27	5'05.121	4	22:40.881	1,260	28'34.710
37	55 Paul SINGER	PORSCHE 924 GTR - 1981	GTS37	5'08.601	4	21:13.640	1,370	29'04.886
38	21 Alexander RITTWEGGER / Sam HANCOCK	FERRARI 512 BB LM - 1980	TSRC42	4'30.913	4	18:11.153	1,600	29'05.844
39	62 David FERRER / MR JOHN OF B / Soheil AYARI	LANCIA Beta Gr. V - 1979	TSRC40	4'41.330	4	19:25.009	1,500	29'07.513
40	9 Jean RAGNOTTI / Alain SERPAGGI	RENAULT ALPINE A443 - 1978	TSRC41	4'33.666	4	18:40.888	1,590	29'42.211
41	7 Pierre NICOLET / Guy LACROIX	LIGIER JS 2 - 1973	TSRC29	5'19.017	4	21:13.263	1,400	29'42.568
42	77 Jean-Marie BELLETESTE / Paul LIBENS	PORSCHE 911 RS 3L - 1974	GTS27	5'53.505	3	17:41.620	1,260	29'43.521
43	53 Christophe SCHWARTZ	DODGE Charger - 1974	GTS37	6'53.156	4	21:45.412	1,370	29'48.414
44	4 Remo LIPS / Arnold MEIER	FERRARI 512 BB LM - 1980	TSRC42	4'41.600	4	18:37.800	1,600	29'48.480
45	48 Amaury LATHAM	BMW M1 - 1979	GTS37	5'30.004	4	21:48.566	1,370	29'52.735
46	26 Lucien ROSSIAUD / Claude LE JEAN	CHEVRON B36 BMW - 1976	TSRC40	5'01.194	4	20:16.731	1,500	30'25.096
47	65 Andrew PRILL / Robert BARRIE	PORSCHE 911 RS 3L - 1974	GTS27	5'13.650	3	18:06.743	1,260	30'25.728
48	19 Christian BOURIEZ	FERRARI 512 BB LM - 1980	TSRC42	4'48.612	4	19:09.668	1,600	30'39.468
49	71 Alain GADAL / André GAHINET SEGOLEN / Gilles BLASCO	PORSCHE 911 RS 3L - 1974	GTS27	5'35.546	4	24:26.260	1,260	30'47.487
50	80 Wolf ZWEIFLER / Michael FÖVÉNY	OSELLA PA6 - BMW - 1978	TSRC40	5'29.235	4	21:26.837	1,500	32'10.255
51	23 Paul CHASE-GARDENER / David ALLEN	ASTON MARTIN DBS V8 - 1969	TSRC42	5'04.001	4	21:08.592	1,600	33'49.747
52	52 Carlos BARBOT	LOLA T280 DFV - 1972	TSRC29	4'41.042	3	19:12.500	1,400	35'51.333
53	67 Gianluca RATTAZZI / Emanuele PIRRO	LOLA T290 BDG - 1972	TSRC28	4'32.830	3	21:56.642	1,350	39'29.955
54	24 Jean-François PIQUET / Alain TRINIANE	PORSCHE 930 Turbo - 1975	GTS37	5'30.999	2	17:58.204	1,370	49'14.278
55	18 Luigi LUCCHINI / Christian PESCATORI	FERRARI 512 BB LM - 1979	TSRC42	4'34.473	3	27:55.023	1,600	59'33.382
56	75 Gilles CERON	CHEVROLET Monza - 1976	TSRC36	4'18.966	3	57:00.000	1,550	1:57'48.000
57	16 Herbert WERGINZ / Heinz JANITS / Ulrich ANDREE / Johannes HUBER	BMW 3.0 CSL - 1973	TC25	5'06.131	2	57:00.000	1,160	2:12'14.400
58	12 Ludovic CARON	CHEVRON B31 BDG - 1975	TSRC34	4'30.859	2	57:00.000	1,450	2:45'18.000
59	10 Franco MEINERS / Alessandro CAFFI	LANCIA Beta Gr. V -	TSRC40	4'37.933	2	57:00.000	1,500	2:51'00.000
60	51 Adrian George BRADY	BMW 3.0 CSL - 1973	TC25	6'36.950	1	57:00.000	1,160	4:24'28.800





8-9-10 | 20 JUILLET | 16



PLATEAU 6 - GRID 6 LE MANS CLASSIC 2016 RACE 2

Final Classification By Performance Index

Nr Drivers		Car	Class	Qualifying Time	Laps	Total Time	Coeficient	Index
61	58 Lionel ROBERT / Gys VAN LENNEP / Claudio RODDARO	PORSCHE 911 RSR 3L - 1974	GTS27	5'58.156	1	57:00.000	1,260	4:47'16.800
62	45 Detlef VON DER LIECK / Jochen MASS	DE TOMASO Pantera Gr. IV - 1971	GTS27	4'50.802	1	57:00.000	1,260	4:47'16.800
63	40 Maurizio FRATTI / Andrea CABIANCA	PORSCHE 934 - 1976	GTS32	4'37.084	1	57:00.000	1,310	4:58'40.800
64	73 Louis KOLLY	LOLA T292 BMW - 1973	TSRC28	6'00.175	1	57:00.000	1,350	5:07'48.000
65	59 Henrik LINDBERG	LOLA - DE CADENET T380 - DFV - 1975	TSRC29	5'05.543	1	57:00.000	1,400	5:19'12.000
66	6 Piero SIRAGNA / Max WELTI	PORSCHE 924 GTR - 1981	GTP36	5'13.045	1	57:00.000	1,450	5:30'36.000
67	64 Manuel MONTEIRO / Claude MONTEIRO / Manuel-Michel MONTEIRO	LOLA T298 BMW - 1979	TSRC40	4'46.035	1	57:00.000	1,500	5:42'00.000
68	8 Jean-Marc MERLIN	PORSCHE 935 K3 - 1977	GTP37	6'38.163	1	57:00.000	1,500	5:42'00.000
69	25 Yves SCEMAMA	TOJ SC 304 - 1976	TSRC35	4'08.292	1	57:00.000	1,500	5:42'00.000
70	44 David MAC NEIL / Patrick WOMACK	PORSCHE 935 K3 - 1980	GTP37	9'41.064	1	57:00.000	1,500	5:42'00.000
71	69 MR JOHN OF B / David FERRER / Soheil AYARI	FERRARI 512 BB LM - 1979	TSRC42	4'21.836	1	57:00.000	1,600	6:04'48.000
72	15 Jörg BRATKE VON BERGEN / Oliver LOUISODER	FERRARI 512 BB LM - 1978	TSRC42	5'17.842	1	57:00.000	1,600	6:04'48.000
Not classified:								
73	11 Franco MEINERS / Alessandro CAFFI	LOLA T280 DFV -	TSRC29	6'11.272	4	17:11.427		24'03.997

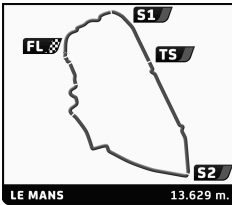
Published at:

Stewards:	Timekeeper:
-----------	-------------





8-9-10 | 20 JUILLET | 16



PLATEAU 6 - GRID 6 LE MANS CLASSIC 2016 RACE 2

Final Classification

Nr.	Drivers	Car	Cl	Time	Lap	Total	Gap	Kph
1	43 R. GOETHE / S. HALL	GULF Mirage - 1974	TSRC29	4:07.890	3	5	-	197.9
2	56 C. MAC ALLISTER	GULF Mirage - 1973	TSRC29	4:08.160	3	5	+0.270	197.7
3	78 U. SCHUMACHER / M. WERNER	PORSCHE 936 - 1982	TSRC41	4:08.810	2	5	+0.920	197.2
4	5 M. DEVIS / M. O'CONNELL	RONDEAU M 378 DFV - 1978	TSRC41	4:10.170	4	5	+2.280	196.1
5	33 D. GUENAT	LOLA T286 - 1976	TSRC41	4:11.065	3	5	+3.175	195.4
6	11 F. MEINERS / A. CAFFI	LOLA T280 DFV -	TSRC29	4:15.137	2	5	+7.247	192.3
7	52 C. BARBOT	LOLA T280 DFV - 1972	TSRC29	4:15.893	2	4	+8.003	191.7
8	42 N. DIETEREN	PORSCHE 935 K3 - 1979	GTP37	4:17.495	3	5	+9.605	190.5
9	36 S. MEYERS / M. de SIEBENTHAL	PORSCHE 935 - 1978	GTP37	4:18.248	3	5	+10.358	190.0
10	29 P. LAFARGUE	LOLA T298 BMW - 1979	TSRC40	4:18.327	4	5	+10.437	189.9
11	32 T. SINCLAIR	LOLA T292 BDG - 1973	TSRC28	4:19.305	3	5	+11.415	189.2
12	30 P. SCEMAMA / L. FORT	SAUBER C5 BMW - 1976	TSRC34	4:19.611	3	5	+11.721	189.0
13	70 F. DA ROCHA	LOLA T298 BMW - 1979	TSRC40	4:21.258	3	5	+13.368	187.8
14	76 R. BÜSST / D. FREEMAN	CHEVRON B31 BDG - 1975	TSRC34	4:21.943	3	5	+14.053	187.3
15	21 A. RITTWEGGER / S. HANCOCK	FERRARI 512 BB LM - 1980	TSRC42	4:24.657	3	5	+16.767	185.4
16	12 L. CARON	CHEVRON B31 BDG - 1975	TSRC34	4:26.216	2	2	+18.326	184.3
17	39 B. EGGIMANN	CHEETAH G601 - 1976	TSRC34	4:27.856	3	5	+19.966	183.2
18	57 M. RICHARDSON	LOLA T290 - 1972	TSRC28	4:29.526	2	5	+21.636	182.0
19	1 H. PESCAROLO / J. BELTOISE	INALTERA - 1976	TSRC35	4:29.531	3	5	+21.641	182.0
20	31 D. TITFORD / T. REEVES	CHEVRON B31 BDG - 1975	TSRC34	4:29.931	3	5	+22.041	181.8
21	19 C. BOURIEZ	FERRARI 512 BB LM - 1980	TSRC42	4:30.918	2	5	+1:08.028	181.1
22	38 E. MARIS	PORSCHE 935 - 1979	GTP37	4:32.702	3	5	+24.812	179.9
23	9 J. RAGNOTTI / A. SERPAGGI	RENAULT ALPINE A443 - 1978	TSRC41	4:32.835	2	5	+24.945	179.8
24	4 R. LIPS / A. MEIER	FERRARI 512 BB LM - 1980	TSRC42	4:33.727	2	5	+25.837	179.2
25	18 L. LUCCHINI / C. PESCATORI	FERRARI 512 BB LM - 1979	TSRC42	4:34.018	2	3	+26.128	179.1
26	2 C. TRABER / . PETER	BMW M1 Procar - 1979	GTS37	4:34.696	3	5	+26.806	178.6
27	61 B. PENLAE	CHEVRON B36 BMW - 1976	TSRC40	4:36.617	4	5	+28.727	177.4
28	27 J. LEGRAS / J. DEBRIE	CHEVRON B31 BDG - 1972	TSRC28	4:37.023	3	5	+29.133	177.1
29	62 D. FERRER / . MR JOHN OF B / S. AYARI	LANCIA Beta Gr. V - 1979	TSRC40	4:38.571	2	5	+30.681	176.1
30	37 F. FERRODO / S. CRUBILE / E. COLLARD	PORSCHE 911 Turbo RSR 2.1L - 1974	GTP27	4:38.907	2	5	+31.017	175.9
31	14 S. ORJUJELA / J. ORJUJELA	PORSCHE 911 RSR 3L - 1974	GTS27	4:45.550	2	5	+37.660	171.8
32	60 M. LECOURT / R. NARAC	PORSCHE 911 RSR 3L - 1974	GTS27	4:45.573	3	5	+37.683	171.8
33	68 M. ROOCK / U. ALZEN	PORSCHE 911 RSR 3L - 1975	GTS27	4:47.028	3	5	+39.138	170.9
34	3 M. HINDERER / P. HINDERER	BMW M1 Procar - 1979	GTS37	4:47.896	3	5	+40.006	170.4
35	22 I. SIMMONDS / J. CLARIDGE	LOLA T292 BDG - 1973	TSRC28	4:48.148	4	5	+40.258	170.3
36	66 D. DENAT	PORSCHE 911 RSR 3L - 1974	GTS27	4:48.289	3	5	+40.399	170.2
37	35 G. PARGAMIN / E. PINSEAU	MOYNET LM 75 - 1975	TSRC28	4:50.640	4	5	+42.750	168.8
38	34 A. TERPINS	PORSCHE 911 RSR 3L - 1975	GTS27	4:51.793	3	5	+43.903	168.1
39	20 C. VAN RIET / K. CARTENIAN	PORSCHE 911 RS 3L - 1974	GTS27	4:54.191	3	5	+46.301	166.8
40	26 L. ROSSIAUD / C. LE JEAN	CHEVRON B36 BMW - 1976	TSRC40	4:54.949	3	5	+47.059	166.3
41	46 L. MAXTED-PAGE / M. SUMPSTER	PORSCHE 911 RSR 3L - 1974	GTS27	4:59.333	3	5	+51.443	163.9
42	49 J. MASS / R. GEE / G. CALFO / J. PACE	PORSCHE 911 RSR 3L - 1974	GTS27	5:04.012	3	4	+56.122	161.4
43	23 P. CHASE-GARDENER / D. ALLEN	ASTON MARTIN DBS V8 - 1969	TSRC42	5:05.463	3	4	+57.573	160.6
44	16 H. WERGINZ / H. JANITS / U. ANDREE / J. HUBER	BMW 3.0 CSL - 1973	TC25	5:07.231	2	2	+59.341	159.7
45	55 P. SINGER	PORSCHE 924 GTR - 1981	GTS37	5:07.739	3	4	+59.849	159.4
46	80 W. ZWEIFLER / M. FÖVENEY	OSELLA PA6 - BMW - 1978	TSRC40	5:08.698	3	4	+1:00.808	158.9
47	17 C. RUPP / P. PEAugER	PORSCHE 911 RS 3L - 1974	GTS27	5:09.364	2	4	+1:01.474	158.6
48	7 P. NICOLET / G. LACROIX	LIGIER JS 2 - 1973	TSRC29	5:11.875	2	4	+1:03.985	157.3
49	79 H. OSTMANN / H. SCHNEIDER	PORSCHE 2.8 L RSR - 1973	GTS27	5:16.428	3	4	+1:08.538	155.1
50	71 A. GADAL / A. GAHINET SEGOLEN / G. BLASCO	PORSCHE 911 RS 3L - 1974	GTS27	5:17.499	2	4	+1:09.609	154.5
51	53 C. SCHWARTZ	DODGE Charger - 1974	GTS37	5:17.814	4	4	+1:09.924	154.4
52	54 H. HÜBNER	PORSCHE 911 RSR 3L - 1974	GTS27	5:18.733	2	4	+1:10.843	153.9
53	48 A. LATHAM	BMW M1 - 1979	GTS37	5:19.260	3	4	+1:11.370	153.7
54	65 A. PRILL / R. BARRIE	PORSCHE 911 RS 3L - 1974	GTS27	5:30.914	4	4	+1:23.024	148.3
55	72 R. CROFTON	DATSUN 240 Z - 1975	GTS26	5:31.202	2	4	+1:23.312	148.1
56	77 J. BELLETESTE / P. LIBENS	PORSCHE 911 RS 3L - 1974	GTS27	5:44.215	2	4	+1:36.325	142.5
57	24 J. PIQUET / A. TRINIANE	PORSCHE 930 Turbo - 1975	GTS37	5:48.010	3	3	+1:40.120	141.0

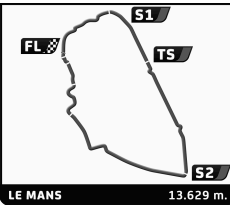
Fastest Lap | Lap 3 | Roald GOETHE | **4:07.890** | 197.9 Kph

CAR 18-24-52 PENALTY OF 1 LAP DUE TO WRONG PIT WINDOW
CAR 19 PENALTY OF 45 SECONDS DUE TO WRONG PIT WINDOW





8-9-10 | 20 JUILLET | 16



PLATEAU 6 - GRID 6 LE MANS CLASSIC 2016 RACE 2

Final Classification

Nr. Drivers	Car	Cl	Time	Lap	Total	Gap	Kph
-------------	-----	----	------	-----	-------	-----	-----

Published at:	Track Status: DRY
Stewards:	Timekeeper:



Le Point

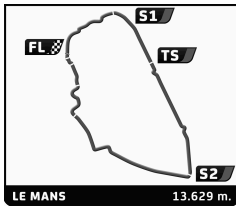


ARTCURIAL
// Motorcars





8-9-10 | 20 JUILLET | 16



PLATEAU 6 - GRID 6 LE MANS CLASSIC 2016 RACE 2

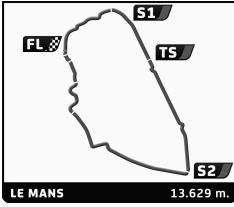
Lap Chart

		LAP				
Nr	Pos	Pos	1	2	3	4
78	1	78	78	78	78	78
25	2	25	33	33	56	56
56	3	56	56	56	33	33
33	4	33	11	11	11	11
11	5	11	36	36	36	43
1	6	1	30	52	43	36
75	7	75	76	42	42	5
36	8	36	1	76	52	42
76	9	76	32	43	5	76
30	10	30	75	30	76	30
12	11	12	52	1	30	32
32	12	32	31	32	32	70
42	13	42	57	70	70	29
38	14	38	42	12	1	1
31	15	31	70	31	21	21
67	16	67	12	57	31	31
57	17	57	39	5	39	39
70	18	70	38	39	57	57
52	19	52	19	21	29	19
10	20	10	4	19	19	38
39	21	39	21	38	38	4
19	22	19	10	4	4	9
2	23	2	43	29	2	2
18	24	18	2	2	9	61
40	25	40	18	75	37	37
37	26	37	5	18	61	52
4	27	4	37	9	62	62
61	28	61	9	37	60	27
60	29	60	61	62	18	66
21	30	21	62	61	14	14
45	31	45	29	14	68	60
68	32	68	60	60	66	68
22	33	22	66	66	3	22
59	34	59	14	68	27	3
9	35	9	68	3	22	35
66	36	66	22	22	35	20
46	37	46	3	35	20	34
14	38	14	20	20	34	26
20	39	20	35	27	26	46
62	40	62	46	10	46	49
26	41	26	26	34	23	23
3	42	3	34	26	49	7
35	43	35	17	46	17	55
17	44	17	7	17	7	80
7	45	7	65	23	55	53
65	46	65	27	7	80	48
34	47	34	23	49	75	79
23	48	23	49	16	53	54
71	49	71	71	65	48	17
49	50	49	67	55	79	71
53	51	53	16	71	71	18
54	52	54	54	54	54	
48	53	48	53	53	72	
72	54	72	48	80	77	
77	55	77	55	48	24	
16	56	16	79	79	65	
24	57	24	80	72	67	
79	58	79	77	77		
58	59	58	72	24		
29	60	29	24	67		





8-9-10 | 20
JUILLET | 16



PLATEAU 6 - GRID 6
LE MANS CLASSIC 2016
RACE 2

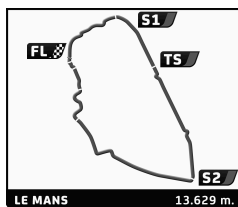
Lap Chart

80	61	80
5	62	5
27	63	27
43	64	43
44	65	44
55	66	55
6	67	6
8	68	8
15	69	15
51	70	51
64	71	64
69	72	69
73	73	73





8-9-10 | 20 JUILLET | 16



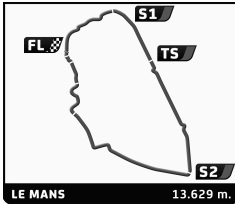
PLATEAU 6 - GRID 6 LE MANS CLASSIC 2016 RACE 2

Best Sector Times

SECTOR 1			SECTOR 2		SECTOR 3						
Pos	Nr	Time	Nr	Time	Nr	Time	Pos	Nr	Ideal Lap	Best Lap	
1	43	38.476	78	1:30.933	43	1:53.109	1	43	4:05.295	4:07.890	(1)
2	29	39.781	56	1:33.480	56	1:54.344	2	56	4:07.662	4:08.160	(2)
3	56	39.838	5	1:33.599	33	1:55.967	3	78	4:08.132	4:08.810	(3)
4	33	39.983	43	1:33.710	5	1:56.099	4	5	4:10.112	4:10.170	(4)
5	32	40.186	52	1:33.816	78	1:56.174	5	33	4:10.608	4:11.065	(5)
6	5	40.414	33	1:34.658	32	1:58.239	6	52	4:14.113	4:15.893	(7)
7	76	40.496	11	1:35.238	52	1:58.390	7	11	4:15.097	4:15.137	(6)
8	11	40.733	36	1:36.077	42	1:58.992	8	42	4:16.629	4:17.495	(8)
9	30	40.946	42	1:36.140	70	1:59.063	9	29	4:17.589	4:18.327	(10)
10	70	40.964	29	1:37.753	11	1:59.126	10	32	4:17.610	4:19.305	(11)
11	78	41.025	30	1:38.081	30	1:59.399	11	36	4:18.114	4:18.248	(9)
12	42	41.497	21	1:38.644	29	2:00.055	12	30	4:18.426	4:19.611	(12)
13	36	41.617	70	1:38.946	36	2:00.420	13	70	4:18.973	4:21.258	(13)
14	31	41.653	32	1:39.185	76	2:00.547	14	76	4:20.865	4:21.943	(14)
15	12	41.780	12	1:39.431	21	2:02.607	15	21	4:23.935	4:24.657	(15)
16	57	41.809	1	1:39.434	75	2:03.543	16	57	4:25.035	4:29.526	(18)
17	52	41.907	57	1:39.545	57	2:03.681	17	12	4:25.667	4:26.216	(16)
18	75	41.936	76	1:39.822	39	2:04.211	18	75	4:26.234		
19	39	42.221	39	1:40.708	12	2:04.456	19	39	4:27.140	4:27.856	(17)
20	21	42.684	75	1:40.755	1	2:05.248	20	31	4:28.005	4:29.931	(20)
21	38	42.946	9	1:40.778	31	2:05.334	21	1	4:28.064	4:29.531	(19)
22	2	42.993	31	1:41.018	19	2:05.930	22	19	4:30.538	4:30.918	(21)
23	19	43.003	4	1:41.442	4	2:06.437	23	38	4:31.494	4:32.702	(22)
24	18	43.064	19	1:41.605	38	2:06.463	24	4	4:32.136	4:33.727	(24)
25	61	43.087	38	1:42.085	18	2:07.244	25	9	4:32.260	4:32.835	(23)
26	27	43.262	27	1:42.375	9	2:07.347	26	18	4:33.449	4:34.018	(25)
27	1	43.382	37	1:42.883	2	2:07.753	27	27	4:33.916	4:37.023	(28)
28	62	43.865	18	1:43.141	61	2:08.266	28	2	4:34.137	4:34.696	(26)
29	9	44.135	2	1:43.391	27	2:08.279	29	61	4:36.617	4:36.617	(27)
30	4	44.257	10	1:43.901	10	2:08.865	30	37	4:36.677	4:38.907	(30)
31	37	44.455	62	1:43.950	37	2:09.339	31	62	4:37.474	4:38.571	(29)
32	10	44.854	61	1:45.264	62	2:09.659	32	10	4:37.620		
33	14	44.918	3	1:46.237	14	2:11.494	33	14	4:45.106	4:45.550	(31)
34	68	44.939	22	1:47.856	60	2:12.484	34	60	4:45.573	4:45.573	(32)
35	60	45.000	60	1:48.089	68	2:13.503	35	3	4:46.616	4:47.896	(34)
36	35	45.071	68	1:48.586	66	2:13.505	36	68	4:47.028	4:47.028	(33)
37	66	45.191	34	1:48.628	3	2:14.244	37	66	4:47.327	4:48.289	(36)
38	22	45.471	66	1:48.631	22	2:14.580	38	22	4:47.907	4:48.148	(35)
39	34	45.778	14	1:48.694	35	2:14.656	39	35	4:49.775	4:50.640	(37)
40	26	45.943	35	1:50.048	34	2:15.722	40	34	4:50.128	4:51.793	(38)
41	3	46.135	26	1:50.387	20	2:16.077	41	20	4:53.922	4:54.191	(39)
42	20	46.172	49	1:51.326	26	2:18.369	42	26	4:54.699	4:54.949	(40)
43	7	47.057	20	1:51.673	46	2:18.535	43	46	4:58.721	4:59.333	(41)
44	46	47.543	46	1:52.643	55	2:21.166	44	49	5:03.740	5:04.012	(42)
45	17	47.941	23	1:52.786	7	2:21.514	45	23	5:04.808	5:05.463	(43)
46	16	48.420	53	1:54.184	16	2:22.945	46	17	5:05.810	5:09.364	(47)
47	55	48.588	17	1:54.337	49	2:23.080	47	55	5:05.910	5:07.739	(45)
48	23	48.848	16	1:55.505	23	2:23.174	48	7	5:06.477	5:11.875	(48)
49	49	49.334	65	1:55.891	17	2:23.532	49	16	5:06.870	5:07.231	(44)
50	54	49.461	71	1:56.124	65	2:25.233	50	65	5:10.971		
51	65	49.847	48	1:56.135	48	2:26.617	51	53	5:13.405	5:17.814	(51)
52	79	50.537	55	1:56.156	79	2:27.501	52	48	5:13.514	5:19.260	(53)



8-9-10 | 20
JUILLET | 16



PLATEAU 6 - GRID 6
LE MANS CLASSIC 2016
RACE 2

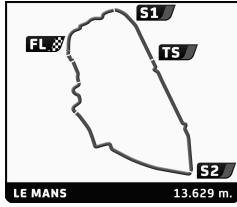
Best Sector Times

Pos	SECTOR 1		SECTOR 2		SECTOR 3		Pos	Nr	Ideal Lap	Best Lap
	Nr	Time	Nr	Time	Nr	Time				
53	48	50.762	79	1:57.373	54	2:27.748	53	71	5:15.234	5:17.499 (50)
54	72	50.892	67	1:57.809	71	2:27.903	54	79	5:15.411	5:16.428 (49)
55	71	51.207	7	1:57.906	53	2:28.012	55	54	5:15.450	5:18.733 (52)
56	53	51.209	54	1:58.241	67	2:28.507	56	67	5:20.545	
57	67	54.229	77	2:04.385	72	2:31.160	57	72	5:28.486	5:31.202 (54)
58	77	55.089	24	2:05.461	77	2:35.613	58	77	5:35.087	5:44.215 (55)
59	24	57.503	72	2:06.434	24	2:43.514	59	24	5:46.478	5:48.010 (56)





8-9-10 | 20 JUILLET | 16



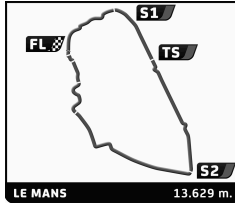
PLATEAU 6 - GRID 6 LE MANS CLASSIC 2016 RACE 2

Best Top Speeds

Nr	Car	Class	Top Speed Driver	Top 1		Top 2		Top 3		Top 4		Top 5		Avg
				Kph	Lap	Kph	Lap	Kph	Lap	Kph	Lap	Kph	Lap	
78	PORSCHE 936 - 1982	TSRC41	U. SCHUMACHER	305.2	3	301.0	4	293.7	2	292.9	1			298,2
5	RONDEAU M 378 DFV - 1978	TSRC41	M. DEVIS	292.9	4	286.0	1	279.4	3	256.5	2			278,7
75	CHEVROLET Monza - 1976	TSRC36	G. CERON	292.9	1	260.1	2	163.3	3					238,8
56	GULF Mirage - 1973	TSRC29	C. MAC ALLISTER	291.4	4	281.6	2	279.4	3	275.9	1			282,1
43	GULF Mirage - 1974	TSRC29	R. GOETHE	287.5	2	286.8	4	277.3	1					283,9
33	LOLA T286 - 1976	TSRC41	D. GUENAT	283.8	3	281.6	4	280.9	1	275.9	2			280,6
70	LOLA T298 BMW - 1979	TSRC40	F. DA ROCHA	278.0	2	275.9	1	273.8	4	253.5	3			270,3
30	SAUBER C5 BMW - 1976	TSRC34	P. SCEMAMA	278.0	1	276.6	3	275.2	2	273.8	4			275,9
42	PORSCHE 935 K3 - 1979	GTP37	N. D'ETEREN	278.0	4	276.6	3	236.5	2	229.5	1			255,2
52	LOLA T280 DFV - 1972	TSRC29	C. BARBOT	276.6	2	263.9	3	257.1	1	241.2	4			259,7
57	LOLA T290 - 1972	TSRC28	M. RICHARDSON	276.6	1	268.5	4	262.6	2	257.7	3			266,4
4	FERRARI 512 BB LM - 1980	TSRC42	R. LIPS	276.6	1	267.1	2	246.1	3	234.0	4			256,0
36	PORSCHE 935 - 1978	GTP37	S. MEYERS	275.9	3	274.5	1	271.8	4	268.5	2			272,7
29	LOLA T298 BMW - 1979	TSRC40	P. LAFARGUE	275.2	3	275.2	4	273.2	2	256.5	1			270,0
1	INALTERA - 1976	TSRC35	H. PESCAROLO	273.8	1	269.8	4	261.4	3	257.7	2			265,7
31	CHEVRON B31 BDG - 1975	TSRC34	D. TITFORD	273.8	3	262.6	1	262.0	4	261.4	2			265,0
11	LOLA T280 DFV -	TSRC29	F. MEINERS	273.2	1									273,2
19	FERRARI 512 BB LM - 1980	TSRC42	C. BOURIEZ	272.5	4	268.5	3	264.6	1	262.0	2			266,9
39	CHEETAH G601 - 1976	TSRC34	B. EGGIMANN	271.8	1	266.5	3	254.7	2	254.1	4			261,8
37	PORSCHE 911 Turbo RSR 2.1L - 1974	GTP27	F. FERRODO	269.8	4	267.8	3	260.1	2	236.0	1			258,4
38	PORSCHE 935 - 1979	GTP37	E. MARIS	267.1	4	263.3	3	259.5	2	254.1	1			261,0
76	CHEVRON B31 BDG - 1975	TSRC34	R. BÜSTT	266.5	1	264.6	3	262.0	2	262.0	4			263,8
9	RENAULT ALPINE A443 - 1978	TSRC41	J. RAGNOTTI	265.8	1	237.0	4	235.0	2	226.2	3			241,0
32	LOLA T292 BDG - 1973	TSRC28	T. SINCLAIR	265.8	1	260.8	3	256.5	2	252.3	4			258,9
14	PORSCHE 911 RSR 3L - 1974	GTS27	S. ORJUELA	259.5	1	257.1	2	247.8	4	247.2	3			252,9
10	LANCIA Beta Gr. V -	TSRC40	F. MEINERS	259.5	2	237.0	1							248,3
66	PORSCHE 911 RSR 3L - 1974	GTS27	D. DENAT	256.5	3	255.3	1	252.9	4	235.5	2			250,1
21	FERRARI 512 BB LM - 1980	TSRC42	A. RITTWEGGER	255.9	3	253.5	4	249.5	2	230.0	1			247,2
68	PORSCHE 911 RSR 3L - 1975	GTS27	M. ROOCK	254.1	3	235.5	1	233.0	2	230.5	4			238,3
62	LANCIA Beta Gr. V - 1979	TSRC40	D. FERRER	253.5	1	253.5	2	253.5	4	251.8	3			253,1
60	PORSCHE 911 RSR 3L - 1974	GTS27	M. LECOURT	250.6	3	240.7	2	237.5	4	235.5	1			241,1
61	CHEVRON B36 BMW - 1976	TSRC40	B. PENLAE	250.6	2	250.6	3	250.0	1	250.0	4			250,3
27	CHEVRON B21 BDG - 1972	TSRC28	J. LEGRAS	250.0	3	246.1	1	242.3	4	240.1	2			244,6
35	MOYNET LM 75 - 1975	TSRC28	G. PARGAMIN	246.6	2	243.9	4	242.3	1	236.0	3			242,2
46	PORSCHE 911 RSR 3L - 1974	GTS27	L. MAXTED-PAGE	245.0	3	240.1	4	223.4	1	192.7	2			225,3
22	LOLA T292 BDG - 1973	TSRC28	I. SIMMONDS	241.2	1	235.5	4	214.2	2	213.8	3			226,2
18	FERRARI 512 BB LM - 1979	TSRC42	L. LUCCHINI	240.1	2	234.0	1	203.8	3	199.0	4			219,2
34	PORSCHE 911 RSR 3L - 1975	GTS27	A. TERPINS	236.5	4	215.1	1	211.3	3	192.7	2			213,9
20	PORSCHE 911 RS 3L - 1974	GTS27	C. VAN RIET	235.0	3	224.8	2	223.0	4	213.8	1			224,2
26	CHEVRON B36 BMW - 1976	TSRC40	L. ROSSIAUD	234.0	1	210.5	4	209.7	3	197.2	2			212,9
23	ASTON MARTIN DBS V8 - 1969	TSRC42	P. CHASE-GARDNIER	233.5	3	229.5	4	223.4	2	213.8	1			225,1
17	PORSCHE 911 RS 3L - 1974	GTS27	C. RUPP	232.5	4	229.1	3	212.6	1	205.0	2			219,8
3	BMW M1 Procar - 1979	GTS37	M. HINDERER	229.5	1	221.6	2	219.4	3	214.2	4			221,2
71	PORSCHE 911 RS 3L - 1974	GTS27	A. GADAL	229.5	3	219.4	4	219.0	1	217.6	2			221,4
55	PORSCHE 924 GTR - 1981	GTS37	P. SINGER	227.2	3	225.3	1	217.6	2	215.1	4			221,3
67	LOLA T290 BDG - 1972	TSRC28	G. RATTAZZI	225.3	1	212.6	2	139.5	3					192,5
7	LIGIER JS 2 - 1973	TSRC29	P. NICOLET	223.0	1	215.1	2	215.1	3	214.7	4			217,0
77	PORSCHE 911 RS 3L - 1974	GTS27	J. BELLETESTE	221.6	1	208.1	2	204.6	3					211,4
65	PORSCHE 911 RS 3L - 1974	GTS27	A. PRILL	221.6	2	197.2	1	182.4	3					200,4
16	BMW 3.0 CSL - 1973	TC25	H. WERGINZ	220.3	2	210.9	1							215,6
48	BMW M1 - 1979	GTS37	A. LATHAM	216.4	1	210.1	4	204.2	3	197.2	2			207,0



8-9-10 | 20 JUILLET | 16



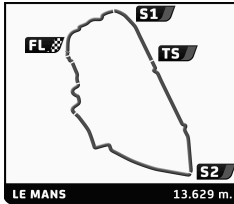
PLATEAU 6 - GRID 6 LE MANS CLASSIC 2016 RACE 2

Best Top Speeds

Nr	Car	Class	Top Speed Driver	Top 1		Top 2		Top 3		Top 4		Top 5		Avg
				Kph	Lap	Kph	Lap	Kph	Lap	Kph	Lap	Kph	Lap	
54	PORSCHE 911 RSR 3L - 1974	GTS27	H. HÜBNER	215.5	4	215.1	1	210.5	3	194.8	2			209,0
24	PORSCHE 930 Turbo - 1975	GTS37	J. PIQUET	201.6	1	175.9	2	171.0	3					182,8
72	DATSUN 240 Z - 1975	GTS26	R. CROFTON	192.7	2	191.7	3	189.7	1					191,4
59	LOLA - DE CADENNET T380 - DFV - 1975	TSRC29												
58	PORSCHE 911 RSR 3L - 1974	GTS27												
80	OSELLA PA6 - BMW - 1978	TSRC40	W. ZWEIFLER											
40	PORSCHE 934 - 1976	GTS32												
53	DODGE Charger - 1974	GTS37	C. SCHWARTZ											
64	LOLA T298 BMW - 1979	TSRC40												
79	PORSCHE 2.8 L RSR - 1973	GTS27	H. OSTMANN											
51	BMW 3.0 CSL - 1973	TC25												
2	BMW M1 Procar - 1979	GTS37	C. TRABER											
8	PORSCHE 935 K3 - 1977	GTP37												
45	DE TOMASO Pantera Gr. IV - 1971	GTS27												
73	LOLA T292 BMW - 1973	TSRC28												
49	PORSCHE 911 RSR 3L - 1974	GTS27	J. MASS											
12	CHEVRON B31 BDG - 1975	TSRC34	L. CARON											
15	FERRARI 512 BB LM - 1978	TSRC42												
44	PORSCHE 935 K3 - 1980	GTP37												
69	FERRARI 512 BB LM - 1979	TSRC42												
25	TOJ SC 304 - 1976	TSRC35												
6	PORSCHE 924 GTR - 1981	GTP36												



8-9-10 | 20
JUILLET | 16



PLATEAU 6 - GRID 6
LE MANS CLASSIC 2016
RACE 2

Fastest Lap Sequence

Practice Time	Drivers	Car	Class	Time	Kph	Lap
8:26.534	78 U. SCHUMACHER / M. WERNER	PORSCHE 936 - 1982	TSRC41	4:08.810	197.2	2
12:39.405	56 C. MAC ALLISTER	GULF Mirage - 1973	TSRC29	4:08.160	197.7	3
13:08.666	43 R. GOETHE / S. HALL	GULF Mirage - 1974	TSRC29	4:07.890	197.9	3

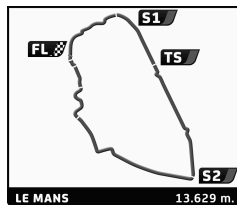
RICHARD MILLE

EFG





8-9-10 | 20 JUILLET | 16



PLATEAU 6 - GRID 6 LE MANS CLASSIC 2016 RACE 2

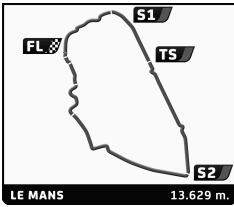
Analysis by lap

Lapped

Nr	Lap Time	Gap	Nr	Lap Time	Gap	Nr	Lap Time	Gap	Nr	Lap Time	Gap	Nr	Lap Time	Gap					
Lap 1																			
78	4:17.724		79	5:54.452	1:36.728	71	5:17.499	2:31.819	80	5:08.698	3:40.249	53	5:17.814	4:59.159	48	5:20.161	5:02.313		
33	4:18.362	0.638	80	5:55.213	1:37.489	54	5:18.733	2:38.041	75	6:58.882	3:48.433	67	7:46.617	1 Lap	79	5:28.907	5:12.181		
56	4:18.754	1.030	77	6:03.527	1:45.803	53	5:19.874	2:41.072	58	5:19.992	3:50.736	54	5:30.906	5:20.666	17	6:50.000	5:54.628		
11	4:20.667	2.943	72	6:08.162	1:50.438	80	5:13.200	2:41.879	48	5:19.260	3:51.543	71	5:31.862	3:53.353	71	7:56.045	7:40.007		
36	4:27.083	9.359	24	6:20.170	2:02.446	48	5:20.943	2:42.611	79	5:16.428	3:52.665	54	5:31.438	3:59.151	18	13:15.677	...		
30	4:31.771	14.047	Lap 2																
76	4:34.329	16.605	78	4:08.810		72	5:31.202	3:12.830	Lap 4										
1	4:35.247	17.523	33	4:12.274	4.102	77	5:44.215	3:21.208	78	4:09.391									
32	4:35.790	18.066	56	4:12.491	4.711	24	5:50.024	3:43.660	56	4:08.982	2.134								
75	4:35.983	18.259	11	4:15.137	9.270	Lap 3													
52	4:36.401	18.677	36	4:19.104	19.653	78	4:10.328		33	4:17.183	12.631								
31	4:36.848	19.124	52	4:15.893	25.760	56	4:08.160	2.543	11	4:18.459	25.174								
57	4:37.961	20.237	42	4:19.722	31.572	33	4:11.065	4.839	43	4:08.556	30.969								
42	4:38.384	20.660	76	4:25.370	33.165	11	4:17.164	16.106	72	5:38.433	1 Lap								
70	4:38.925	21.201	43	4:11.976	34.242	36	4:18.248	27.573	36	4:22.167	40.349								
12	4:40.448	22.724	30	4:31.221	36.458	43	4:07.890	31.804	5	4:10.170	42.673								
39	4:41.226	23.502	1	4:29.643	38.356	42	4:17.495	38.739	77	5:53.878	1 Lap								
38	4:44.374	26.650	32	4:29.219	38.475	52	4:25.936	41.368	42	4:27.281	56.629								
19	4:45.197	27.473	70	4:26.977	39.368	5	4:11.248	41.894	76	4:22.454	57.843								
4	4:46.500	28.776	12	4:26.216	40.130	76	4:21.943	44.780	30	4:26.670	1:03.020								
21	4:46.538	28.814	31	4:30.625	40.939	30	4:19.611	45.741	32	4:27.140	1:05.201								
10	4:47.537	29.813	57	4:29.526	40.953	32	4:19.305	47.452	70	4:26.672	1:07.579								
43	4:48.800	31.076	5	4:14.604	40.974	70	4:21.258	50.298	24	5:48.010	1 Lap								
2	4:48.923	31.199	39	4:28.918	43.610	1	4:29.531	57.559	29	4:18.327	1:15.119								
18	4:52.694	34.970	21	4:24.790	44.794	21	4:24.657	59.123	65	7:11.351	1 Lap								
5	4:52.904	35.180	19	4:30.918	49.581	31	4:29.931	1:00.542	1	4:34.095	1:22.263								
37	4:57.440	39.716	38	4:33.003	50.843	39	4:27.856	1:01.138	21	4:35.168	1:24.900								
9	4:57.633	39.909	4	4:33.727	53.693	57	4:32.993	1:03.618	31	4:37.233	1:28.384								
61	5:01.103	43.379	29	4:21.367	56.986	29	4:19.525	1:06.183	39	4:37.304	1:29.051								
62	5:02.098	44.374	2	4:36.472	58.861	19	4:32.415	1:11.668	57	4:35.665	1:29.892								
29	5:02.153	44.429	75	4:50.430	59.879	38	4:32.702	1:13.217	19	4:36.138	1:38.415								
60	5:04.936	47.212	18	4:34.018	1:00.178	4	4:39.489	1:22.854	38	4:35.729	1:39.555								
66	5:05.182	47.458	9	4:32.835	1:03.934	2	4:34.696	1:23.229	4	4:38.084	1:51.547								
14	5:06.888	49.164	37	4:38.907	1:09.813	9	4:34.650	1:28.256	9	4:35.770	1:54.635								
68	5:07.587	49.863	62	4:38.571	1:14.135	67	8:25.450	1 Lap	2	4:44.041	1:57.879								
22	5:11.092	53.368	61	4:40.156	1:14.725	37	4:38.969	1:38.454	61	4:36.617	2:10.616								
3	5:12.682	54.958	14	4:45.550	1:25.904	61	4:38.993	1:43.390	37	4:43.975	2:13.038								
20	5:17.052	59.328	60	4:48.789	1:27.191	62	4:41.670	1:45.477	52	5:54.270	2:26.247								
35	5:17.855	1:00.131	66	4:49.521	1:28.169	60	4:45.573	2:02.436	62	5:02.670	2:38.756								
46	5:26.233	1:08.509	68	4:48.011	1:29.064	18	5:12.634	2:02.484	27	4:38.421	2:43.267								
26	5:27.103	1:09.379	3	4:50.287	1:36.435	14	4:47.367	2:02.943	66	4:48.407	2:45.146								
34	5:27.767	1:10.043	22	4:53.518	1:38.076	68	4:47.028	2:05.764	14	4:55.486	2:49.038								
17	5:30.275	1:12.551	35	4:52.790	1:44.111	66	4:48.289	2:06.130	60	4:56.970	2:50.015								
7	5:30.515	1:12.791	20	4:56.390	1:46.908	3	4:47.896	2:14.003	68	4:55.407	2:51.780								
65	5:32.880	1:15.156	27	4:39.823	1:47.542	27	4:37.023	2:14.237	22	4:48.148	2:56.230								
27	5:34.253	1:16.529	10	5:29.795	1:50.798	22	4:49.725	2:17.473	3	4:58.772	3:03.384								
23	5:36.206	1:18.482	34	4:54.706	1:55.939	35	4:52.219	2:26.002	35	4:50.640	3:07.251								
49	5:37.233	1:19.509	26	4:56.477	1:57.046	20	4:54.191	2:30.771	20	5:00.001	3:21.381								
71	5:40.854	1:23.130	46	5:00.749	2:00.448	34	4:51.793	2:37.404	34	4:53.700	3:21.713								
67	5:44.575	1:26.851	17	5:09.364	2:13.105	26	4:54.949	2:41.667	26	4:58.202	3:30.478								
16	5:45.688	1:27.964	23	5:05.659	2:15.331	46	4:59.333	2:49.453	46	5:10.448	3:50.510								
54	5:45.842	1:28.118	7	5:11.875	2:15.856	23	5:05.463	3:10.466	49	5:19.826	4:21.575								
53	5:47.732	1:30.008	49	5:06.757	2:17.456	49	5:04.012	3:11.140	23	5:21.264	4:22.339								
48	5:48.202	1:30.478	16	5:07.231	2:26.385	17	5:11.242	3:14.019	7	5:15.214	4:27.010								
55	5:48.833	1:31.109	65	5:22.512	2:28.858	7	5:15.659	3:21.187	55	5:08.412	4:27.387								
			55	5:08.656	2:30.955	55	5:07.739	3:28.366	80	5:09.726	4:40.584								



8-9-10 | 20
JUILLET | 16



PLATEAU 6 - GRID 6
LE MANS CLASSIC 2016
RACE 2

Sector Analysis

Personal Best Session Best B Crossing the finish line in pit lane

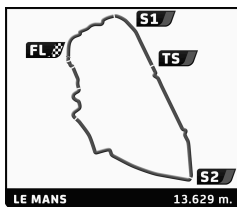
Table with columns: Lap, D, Time, Sector 1, Sector 2, Sector 3, T. Spd, Elapsed. Rows 1-20 showing driver names, car models, and lap times.

RICHARD MILLE





8-9-10 | 20
JUILLET | 16



PLATEAU 6 - GRID 6
LE MANS CLASSIC 2016
RACE 2

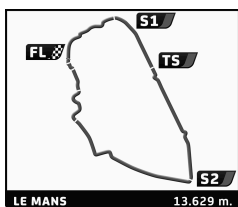
Sector Analysis

Personal Best Session Best B Crossing the finish line in pit lane

Table with columns: Lap, D, Time, Sector 1, Sector 2, Sector 3, T. Spd, Elapsed. Rows include driver names, car models, and lap times for various laps (21-38).



8-9-10 | 20 JUILLET | 16



PLATEAU 6 - GRID 6 LE MANS CLASSIC 2016 RACE 2

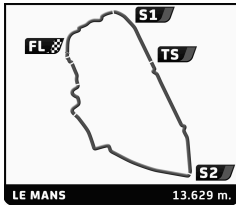
Sector Analysis

Personal Best Session Best B Crossing the finish line in pit lane

Lap	D	Time	Sector 1	Sector 2	Sector 3	T. Spd	Elapsed	Lap	D	Time	Sector 1	Sector 2	Sector 3	T. Spd	Elapsed
39 1. Beat EGGIMANN CHEETAH G601 - 1976 TSRC34															
1	1	4:41.226	55.426	1:41.589	2:04.211	271.8	4:41.226	1	1	5:47.732	1:20.144	1:54.184	2:33.404		5:47.732
2	1	4:28.918	42.755	1:40.708	2:05.455	254.7	9:10.144	2	1	5:19.874	52.216	1:58.226	2:29.432		11:07.606
3	1	4:27.856	42.221	1:40.948	2:04.687	266.5	13:38.000	3	1	5:19.992	51.810	1:56.013	2:32.169		16:27.598
4	1	4:37.304	42.628	1:41.171	2:13.505	254.1	18:15.304	4	1	5:17.814	51.209	1:58.593	2:28.012		21:45.412
42 1. Nicolas D'IETEREN PORSCHE 935 K3 - 1979 GTP37															
1	1	4:38.384	53.238	1:41.872	2:03.274	229.5	4:38.384	1	1	5:45.842	1:17.445	1:58.241	2:30.156	215.1	5:45.842
2	1	4:19.722	42.674	1:36.696	2:00.352	236.5	8:58.106	2	1	5:18.733	50.903	2:00.082	2:27.748	194.8	11:04.575
3	1	4:17.495	42.363	1:36.140	1:58.992	276.6	13:15.601	3	1	5:31.438	49.461	1:58.444	2:43.533	210.5	16:36.013
4	1	4:27.281	41.497	1:36.289	2:09.495	278.0	17:42.882	4	1	5:30.906	51.061	1:59.201	2:40.644	215.5	22:06.919
43 1. Roald GOETHE GULF Mirage - 1974 TSRC29 2. Stuart HALL															
1	1	4:48.800	1:16.153	1:36.613	1:56.034	277.3	4:48.800	1	1	5:48.833	1:25.557	1:59.830	2:23.446	225.3	5:48.833
2	1	4:11.976	40.866	1:33.710	1:57.400	287.5	9:00.776	2	1	5:08.656	50.874	1:56.616	2:21.166	217.6	10:57.489
3	1	4:07.890	40.679	1:34.102	1:53.109		13:08.666	3	1	5:07.739	48.588	1:56.156	2:22.995	227.2	16:05.228
4	1	4:08.556	38.476	1:34.863	1:55.217	286.8	17:17.222	4	1	5:08.412	48.777	1:56.615	2:23.020	215.1	21:13.640
46 1. Lee MAXTED-PAGE PORSCHE 911 RSR 3L - 1974 GTS27 2. Mark SUMPTER															
1	1	5:26.233	1:06.736	1:54.843	2:24.654	223.4	5:26.233	1	1	4:18.754	44.937	1:35.881	1:57.936	275.9	4:18.754
2	1	5:00.749	48.171	1:54.043	2:18.535	192.7	10:26.982	2	1	4:12.491	41.397	1:34.574	1:56.520	281.6	8:31.245
3	1	4:59.333	47.543	1:52.643	2:19.147	245.0	15:26.315	3	1	4:08.160	40.165	1:33.651	1:54.344	279.4	12:39.405
4	1	5:10.448	47.623	1:54.940	2:27.885	240.1	20:36.763	4	1	4:08.982	39.838	1:33.480	1:55.664	291.4	16:48.387
48 1. Amaury LATHAM BMW M1 - 1979 GTS37															
1	1	5:48.202	1:19.571	1:58.824	2:29.807	216.4	5:48.202	1	1	4:37.961	52.114	1:42.166	2:03.681	276.6	4:37.961
2	1	5:20.943	52.744	2:01.582	2:26.617	197.2	11:09.145	2	1	4:29.526	43.561	1:40.180	2:05.785	262.6	9:07.487
3	1	5:19.260	50.762	1:56.281	2:32.217	204.2	16:28.405	3	1	4:32.993	42.008	1:39.545	2:11.440	257.7	13:40.480
4	1	5:20.161	50.915	1:56.135	2:33.111	210.1	21:48.566	4	1	4:35.665	41.809	1:39.877	2:13.979	268.5	18:16.145
49 1. Jochen MASS PORSCHE 911 RSR 3L - 1974 GTS27 2. Russell GEE 3. George CALFO 4. Jim PACE															
1	1	5:37.233	1:14.919	1:55.281	2:27.033		5:37.233	1	1	5:04.936	1:01.536	1:49.457	2:13.943	235.5	5:04.936
2	1	5:06.757	50.805	1:52.872	2:23.080		10:43.990	2	1	4:48.789	45.836	1:49.485	2:13.468	240.7	9:53.725
3	1	5:04.012	49.334	1:51.326	2:23.352		15:48.002	3	1	4:45.573	45.000	1:48.089	2:12.484	250.6	14:39.298
4	1	5:19.826	49.741	1:52.217	2:37.868		21:07.828	4	1	4:56.970	46.235	1:49.307	2:21.428	237.5	19:36.268
52 1. Carlos BARBOT LOLA T280 DFV - 1972 TSRC29															
1	1	4:36.401	54.108	1:38.851	2:03.442	257.1	4:36.401	1	1	5:01.103	1:01.254	1:48.712	2:11.137	250.0	5:01.103
2	1	4:15.893	43.687	1:33.816	1:58.390	276.6	8:52.294	2	1	4:40.156	43.675	1:46.294	2:10.187	250.6	9:41.259
3	1	4:25.936	41.907	1:34.970	2:09.059	263.9	13:18.230	3	1	4:38.993	43.326	1:45.810	2:09.857	250.6	14:20.252
4	1	5:54.270	2:12.430	1:41.889	1:59.951	241.2	19:12.500	4	1	4:36.617	43.087	1:45.264	2:08.266	250.0	18:56.869
53 1. Christophe SCHWARTZ DODGE Charger - 1974 GTS37															
1	1	5:47.732	1:20.144	1:54.184	2:33.404		5:47.732	1	1	5:47.732	1:20.144	1:54.184	2:33.404		5:47.732
2	1	5:19.874	52.216	1:58.226	2:29.432		11:07.606	2	1	5:19.874	52.216	1:58.226	2:29.432		11:07.606
3	1	5:19.992	51.810	1:56.013	2:32.169		16:27.598	3	1	5:19.992	51.810	1:56.013	2:32.169		16:27.598
4	1	5:17.814	51.209	1:58.593	2:28.012		21:45.412	4	1	5:17.814	51.209	1:58.593	2:28.012		21:45.412
54 1. Hans-Joerg HÜBNER PORSCHE 911 RSR 3L - 1974 GTS27															
1	1	5:45.842	1:17.445	1:58.241	2:30.156	215.1	5:45.842	1	1	5:45.842	1:17.445	1:58.241	2:30.156	215.1	5:45.842
2	1	5:18.733	50.903	2:00.082	2:27.748	194.8	11:04.575	2	1	5:18.733	50.903	2:00.082	2:27.748	194.8	11:04.575
3	1	5:31.438	49.461	1:58.444	2:43.533	210.5	16:36.013	3	1	5:31.438	49.461	1:58.444	2:43.533	210.5	16:36.013
4	1	5:30.906	51.061	1:59.201	2:40.644	215.5	22:06.919	4	1	5:30.906	51.061	1:59.201	2:40.644	215.5	22:06.919
55 1. Paul SINGER PORSCHE 924 GTR - 1981 GTS37															
1	1	5:48.833	1:25.557	1:59.830	2:23.446	225.3	5:48.833	1	1	5:48.833	1:25.557	1:59.830	2:23.446	225.3	5:48.833
2	1	5:08.656	50.874	1:56.616	2:21.166	217.6	10:57.489	2	1	5:08.656	50.874	1:56.616	2:21.166	217.6	10:57.489
3	1	5:07.739	48.588	1:56.156	2:22.995	227.2	16:05.228	3	1	5:07.739	48.588	1:56.156	2:22.995	227.2	16:05.228
4	1	5:08.412	48.777	1:56.615	2:23.020	215.1	21:13.640	4	1	5:08.412	48.777	1:56.615	2:23.020	215.1	21:13.640
56 1. Chris MAC ALLISTER GULF Mirage - 1973 TSRC29															
1	1	4:18.754	44.937	1:35.881	1:57.936	275.9	4:18.754	1	1	4:18.754	44.937	1:35.881	1:57.936	275.9	4:18.754
2	1	4:12.491	41.397	1:34.574	1:56.520	281.6	8:31.245	2	1	4:12.491	41.397	1:34.574	1:56.520	281.6	8:31.245
3	1	4:08.160	40.165	1:33.651	1:54.344	279.4	12:39.405	3	1	4:08.160	40.165	1:33.651	1:54.344	279.4	12:39.405
4	1	4:08.982	39.838	1:33.480	1:55.664	291.4	16:48.387	4	1	4:08.982	39.838	1:33.480	1:55.664	291.4	16:48.387
57 1. Mark RICHARDSON LOLA T290 - 1972 TSRC28															
1	1	4:37.961	52.114	1:42.166	2:03.681	276.6	4:37.961	1	1	4:37.961	52.114	1:42.166	2:03.681	276.6	4:37.961
2	1	4:29.526	43.561	1:40.180	2:05.785	262.6	9:07.487	2	1	4:29.526	43.561	1:40.180	2:05.785	262.6	9:07.487
3	1	4:32.993	42.008	1:39.545	2:11.440	257.7	13:40.480	3	1	4:32.993	42.008	1:39.545	2:11.440	257.7	13:40.480
4	1	4:35.665	41.809	1:39.877	2:13.979	268.5	18:16.145	4	1	4:35.665	41.809	1:39.877	2:13.979	268.5	18:16.145
60 1. Michel LECOURT PORSCHE 911 RSR 3L - 1974 GTS27 2. Raymond NARAC															
1	1	5:04.936	1:01.536	1:49.457	2:13.943	235.5	5:04.936	1	1	5:04.936	1:01.536	1:49.457	2:13.943	235.5	5:04.936
2	1	4:48.789	45.836	1:49.485	2:13.468	240.7	9:53.725	2	1	4:48.789	45.836	1:49.485	2:13.468	240.7	9:53.725
3	1	4:45.573	45.000	1:48.089	2:12.484	250.6	14:39.298	3	1	4:45.573	45.000	1:48.089	2:12.484	250.6	14:39.298
4	1	4:56.970	46.235	1:49.307	2:21.428	237.5	19:36.268	4	1	4:56.970	46.235	1:49.307	2:21.428	237.5	19:36.268
61 1. Bertrand PENLAE CHEVRON B36 BMW - 1976 TSRC40															
1	1	5:01.103	1:01.254	1:48.712	2:11.137	250.0	5:01.103	1	1	5:01.103	1:01.254	1:48.712	2:11.137	250.0	5:01.103
2	1	4:40.156	43.675	1:46.294	2:10.187	250.6	9:41.259	2	1	4:40.156	43.675	1:46.294	2:10.187	250.6	9:41.259
3	1	4:38.993	43.326	1:45.810	2:09.857	250.6	14:20.252	3	1	4:38.993	43.326	1:45.810	2:09.857	250.6	14:20.252
4	1	4:36.617	43.087	1:45.264	2:08.266	250.0	18:56.869	4	1	4:36.617	43.087	1:45.264	2:08.266	250.0	18:56.869
62 1. David FERRER LANCIA Beta Gr. V - 1979 TSRC40 2. MR JOHN OF B 3. Soheil AYARI															
1	1	5:02.098	1:04.711	1:47.262	2:10.125	253.5	5:02.098	1	1	5:02.098	1:04.711	1:47.262	2:10.125	253.5	5:02.098
2	1	4:38.571	43.865	1:43.950	2:10.756	253.5	9:40.669	2	1	4:38.571	43.865	1:43.950	2:10.756	253.5	9:40.669



8-9-10 | 20 JUILLET | 16



PLATEAU 6 - GRID 6 LE MANS CLASSIC 2016 RACE 2

Sector Analysis

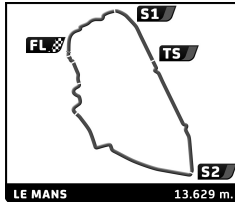
■ Personal Best
 ■ Session Best
 ■ Crossing the finish line in pit lane

Lap	D	Time	Sector 1	Sector 2	Sector 3	T. Spd	Elapsed	Lap	D	Time	Sector 1	Sector 2	Sector 3	T. Spd	Elapsed
Porsche 911 RS 3L - 1974															
65		1. Andrew PRILL GTS27 2. Robert BARRIE													
1	1	5:32.880	1:11.756	1:55.891	2:25.233	197.2	5:32.880	1	1	4:34.329	48.317	1:41.753	2:04.259	266.5	4:34.329
2	1	5:22.512 B	49.847	1:57.912	2:34.753	221.6	10:55.392	2	1	4:25.370	41.278	1:40.691	2:03.401	262.0	8:59.699
3	1	7:11.351	2:27.061	2:08.233	2:36.057	182.4	18:06.743	3	1	4:21.943	41.293	1:40.103	2:00.547	264.6	13:21.642
4	1	5:02.670 B	43.958	1:45.245	2:33.467	253.5	19:25.009	4	1	4:22.454	40.496	1:39.822	2:02.136	262.0	17:44.096
Porsche 911 RSR 3L - 1974															
66		1. Didier DENAT GTS27													
1	1	5:05.182	1:02.624	1:49.053	2:13.505	255.3	5:05.182	1	1	6:03.527	1:23.529	2:04.385	2:35.613	221.6	6:03.527
2	1	4:49.521	46.159	1:49.752	2:13.610	235.5	9:54.703	2	1	5:44.215	56.200	2:09.180	2:38.835	208.1	11:47.742
3	1	4:48.289	45.191	1:48.717	2:14.381	256.5	14:42.992	3	1	5:53.878 B	55.089	2:08.839	2:49.950	204.6	17:41.620
4	1	4:48.407	45.707	1:48.631	2:14.069	252.9	19:31.399								
Lola T290 BDG - 1972															
67		1. Gianluca RATAZZI TSRC28 2. Emanuele PIRRO													
1	1	5:44.575 B	1:01.002	1:57.809	2:45.764	225.3	5:44.575	1	1	4:17.724	44.070	1:32.931	2:00.723	292.9	4:17.724
2	1	8:25.450	3:58.252	1:58.691	2:28.507	212.6	14:10.025	2	1	4:08.810	41.326	1:31.310	1:56.174	293.7	8:26.534
3	1	7:46.617 B	54.229	2:59.097	3:53.291	139.5	21:56.642	3	1	4:10.328	41.025	1:31.748	1:57.555	305.2	12:36.862
4	1							4	1	4:09.391	41.080	1:30.933	1:57.378	301.0	16:46.253
Porsche 911 RSR 3L - 1975															
68		1. Michael ROOCK GTS27 2. Uwe ALZEN													
1	1	5:07.587	1:01.961	1:50.785	2:14.841	235.5	5:07.587	1	1	5:54.452	1:23.973	1:59.459	2:31.020		5:54.452
2	1	4:48.011	45.350	1:48.712	2:13.949	233.0	9:55.598	2	1	5:18.647	52.648	1:58.498	2:27.501		11:13.099
3	1	4:47.028	44.939	1:48.586	2:13.503	254.1	14:42.626	3	1	5:16.428	50.820	1:57.373	2:28.235		16:29.527
4	1	4:55.407 B	45.729	1:49.543	2:20.135	230.5	19:38.033	4	1	5:28.907 B	50.537	1:57.970	2:40.400		21:58.434
Lola T298 BMW - 1979															
70		1. Frédéric DA ROCHA TSRC40													
1	1	4:38.925	53.509	1:42.472	2:02.944	275.9	4:38.925								
2	1	4:26.977	42.869	1:39.147	2:04.961	278.0	9:05.902								
3	1	4:21.258	43.027	1:39.168	1:59.063	253.5	13:27.160								
4	1	4:26.672 B	40.964	1:38.946	2:06.762	273.8	17:53.832								
Porsche 911 RS 3L - 1974															
71		1. Alain GADAL GTS27 2. André GAHINET SEGOLEN 3. Gilles BLASCO													
1	1	5:40.854	1:16.827	1:56.124	2:27.903	219.0	5:40.854								
2	1	5:17.499	51.207	1:57.363	2:28.929	217.6	10:58.353								
3	1	5:31.862 B	52.177	1:57.074	2:42.611	229.5	16:30.215								
4	1	7:56.045	2:49.776	2:12.016	2:54.253	219.4	24:26.260								
Datsun 240 Z - 1975															
72		1. Robert CROFTON GTS26													
1	1	6:08.162	1:24.820	2:08.473	2:34.869	189.7	6:08.162								
2	1	5:31.202	52.074	2:07.968	2:31.160	192.7	11:39.364								
3	1	5:38.433 B	50.892	2:06.434	2:41.107	191.7	17:17.797								
Chevrolet Monza - 1976															
75		1. Gilles CERON TSRC36													
1	1	4:35.983	47.257	1:45.183	2:03.543	292.9	4:35.983								
2	1	4:50.430 B	41.936	1:40.755	2:27.739	260.1	9:26.413								
3	1	6:58.882 B	1:35.611	2:14.799	3:08.472	163.3	16:25.295								





8-9-10 | 20 JUILLET | 16



PLATEAU 6 - GRID 6 LE MANS CLASSIC 2016 RACE 3 (40')

Starting Grid

			- 37 -	73		Louis KOLLY
MR JOHN OF B	69		- 36 -	64		Manuel MONTEIRO
Henrik LINDBERG	59		- 35 -	58		Lionel ROBERT
Adrian George BRADY	51		- 34 -	45		Detlef VON DER LIECK
David MAC NEIL	44		- 33 -	40		Maurizio FRATTI
Yves SCEMAMA	25		- 32 -	15		Jörg BRATKE VON BERGEN
Jean-Marc MERLIN	8		- 31 -	6		Piero SIRAGNA
Franco MEINERS	10		- 30 -	75		Gilles CERON
Gianluca RATTAZZI	67		- 29 -	24	5:48.010	Jean-Francois PIQUET
Jean-Marie BELLETESTE	5:44.215	77	- 28 -	72	5:31.202	Robert CROFTON
Andrew PRILL	5:30.914	65	- 27 -	48	5:19.260	Amaury LATHAM
Hans-Joerg HÜBNER	5:18.733	54	- 26 -	53	5:17.814	Christophe SCHWARTZ
Alain GADAL	5:17.499	71	- 25 -	79	5:16.428	Heiko OSTMANN
Pierre NICOLET	5:11.875	7	- 24 -	17	5:09.364	Charles RUPP
Wolf ZWEIFLER	5:08.698	80	- 23 -	55	5:07.739	Paul SINGER
Heribert WERGINZ	5:07.231	16	- 22 -	23	5:05.463	Paul CHASE-GARDENER
Jochen MASS	5:04.012	49	- 21 -	46	4:59.333	Lee MAXTED-PAGE
Lucien ROSSIAUD	4:54.949	26	- 20 -	20	4:54.191	Christophe VAN RIET
Alan TERPINS	4:51.793	34	- 19 -	35	4:50.640	Gérard PARGAMIN
Didier DENAT	4:48.289	66	- 18 -	22	4:48.148	Ian SIMMONDS
Michael HINDERER	4:47.896	3	- 17 -	68	4:47.028	Michael ROOCK
Michel LECOURT	4:45.573	60	- 16 -	14	4:45.550	Santiago ORJUELA
François PERRODO	4:38.907	37	- 15 -	62	4:38.571	David FERRER
Jean LEGRAS	4:37.023	27	- 14 -	61	4:36.617	Bertrand PENLAE
Christian TRABER	4:34.696	2	- 13 -	18	4:34.018	Luigi LUCCHINI
Remo LIPS	4:33.727	4	- 12 -	9	4:32.835	Jean RAGNOTTI
Erik MARIS	4:32.702	38	- 11 -	19	4:30.918	Christian BOURIEZ
Douglas TITFORD	4:29.931	31	- 10 -	1	4:29.531	Henri PESCAROLO
Mark RICHARDSON	4:29.526	57	- 9 -	39	4:27.856	Beat EGGIMANN
Ludovic CARON	4:26.216	12	- 8 -	21	4:24.657	Alexander RITTWEGER
Russell BÜSST	4:21.943	76	- 7 -	70	4:21.258	Frédéric DA ROCHA
Philippe SCEMAMA	4:19.611	30	- 6 -	32	4:19.305	Tomv SINCLAIR
Patrice LAFARGUE	4:18.327	29	- 5 -	36	4:18.248	Stephan MEYERS
Nicolas DIETEREN	4:17.495	42	- 4 -	52	4:15.893	Carlos BARBOT
Franco MEINERS	4:15.137	11	- 3 -	33	4:11.065	Dominique GUENAT
Marc DEVIS	4:10.170	5	- 2 -	78	4:08.810	Ulrich SCHUMACHER
Chris MAC ALLISTER	4:08.160	56	- 1 -	43	4:07.890	Roald GOETHE

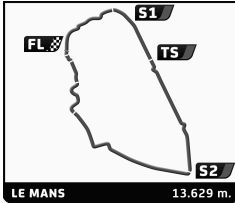
↓ Pole

Stewards:	Timekeeper:
-----------	-------------





8-9-10 | 20
JUILLET | 16



LE MANS CLASSIC 2016

PLATEAU 6 - GRID 6

RACE 3 (40')

Final Classification

Drivers	Vehicle	Laps	Total Time	Penalty	Gap	Kph	Lap	Time	Kph
1 Ulrich SCHUMACHER/Marco WERNER	PORSCHE 936 - 1982	10	44:09.268		-	185.2	8	4:12.949	194.0
2 Patrice LAFARGUE	LOLA T298 BMW - 1979	10	44:21.163		+11.895	184.4	8	4:12.944	194.0
3 52 Carlos BARBOT	LOLA T280 DFV - 1972	10	44:30.622		+21.354	183.7	3	4:13.993	193.2
4 5 Marc DEVIS/Martin O'CONNELL	RONDEAU M 378 DFV - 1978	10	45:11.692		+1:02.424	180.9	6	4:11.710	194.9
5 32 Tony SINCLAIR	LOLA T292 BDG - 1973	10	45:12.340		+1:03.072	180.9	8	4:16.610	191.2
6 36 Stephan MEYERS/Marc de SIEBENTHAL	PORSCHE 935 - 1978	10	45:21.089		+1:11.821	180.3	4	4:18.832	189.6
7 30 Philippe SCEMAMA/Laurent FORT	SAUBER C5 BMW - 1976	10	45:22.654		+1:13.386	180.2	8	4:19.799	188.9
8 57 Mark RICHARDSON	LOLA T290 - 1972	10	45:38.894		+1:29.626	179.1	3	4:21.243	187.8
9 70 Frédéric DA ROCHA	LOLA T298 BMW - 1979	10	45:42.776		+1:33.508	178.9	3	4:22.155	187.2
10 76 Russell BÜSTT/David FREEMAN	CHEVROLET B31 BDG - 1975	10	46:03.639		+1:54.371	177.5	9	4:22.439	187.0
11 12 Ludovic CARON	CHEVROLET B31 BDG - 1975	10	46:28.013		+2:18.745	176.0	4	4:24.242	185.7
12 39 Beat EGGIMANN	CHEETAH G601 - 1976	10	46:49.867		+2:40.599	174.6	2	4:28.031	183.1
13 33 Dominique GUENAT	LOLA T286 - 1976	10	46:53.861		+2:44.593	174.4	4	4:14.147	193.1
14 19 Christian BOURIEZ	FERRARI 512 BB LM - 1980	10	46:54.768		+2:45.500	174.3	10	4:28.089	183.0
15 21 Alexander RITTWEGGER/Sam HANCOCK	FERRARI 512 BB LM - 1980	10	47:34.366		+3:25.098	171.9	8	4:25.846	184.6
16 4 Remo LIPS/Arnold MEIER	FERRARI 512 BB LM - 1980	10	47:44.247		+3:34.979	171.3	2	4:34.316	178.9
17 68 Michael ROOCK/Uwe ALZEN	PORSCHE 911 RSR 3L - 1975	10	48:37.389		+4:28.121	168.2	6	4:39.353	175.6
18 42 Nicolas DIETEREN	PORSCHE 935 K3 - 1979	10	57:00.000		+12:50.732	143.5	2	4:15.858	191.8
19 22 Ian SIMMONDS/James CLARIDGE	LOLA T292 BDG - 1973	9	44:14.119		1 Lap	166.4	3	4:37.771	176.6
20 2 Christian TRABER/ PETER	BMW M1 Procar - 1979	9	44:30.129		1 Lap	165.4	9	4:34.560	178.7
21 60 Michel LECOURT/Raymond NARAC	PORSCHE 911 RSR 3L - 1974	9	44:34.709		1 Lap	165.1	7	4:40.776	174.7
22 37 François PERRODO/Sébastien CRUBILE/Emmanuel COLLARD	PORSCHE 911 Turbo RSR2,1L - 1974	9	44:42.580		1 Lap	164.6	3	4:31.447	180.8
23 61 Bertrand PENLAE	CHEVROLET B36 BMW - 1976	9	44:47.375		1 Lap	164.3	9	4:42.212	173.9
24 46 Lee MAXTED-PAGE/Mark SUMPTER	PORSCHE 911 RSR 3L - 1974	9	45:04.967		1 Lap	163.2	8	4:44.879	172.2
25 27 Jean LEGRAS/Jean-Philippe DEBRIE	CHEVROLET B21 BDG - 1972	9	45:06.337		1 Lap	163.2	3	4:30.645	181.3
26 26 Lucien ROSSIAUD/Claude LE JEAN	CHEVROLET B36 BMW - 1976	9	45:22.260		1 Lap	162.2	3	4:48.756	169.9
27 34 Alan TERPINS	PORSCHE 911 RSR 3L - 1975	9	45:50.664		1 Lap	160.5	3	4:49.823	169.3
28 20 Christophe VAN RIET/Kristoffer CARTENIAN	PORSCHE 911 RS 3L - 1974	9	46:22.632		1 Lap	158.7	2	4:55.195	166.2
29 3 Michael HINDERER/Peter HINDERER	BMW M1 Procar - 1979	9	46:25.987	00:45	1 Lap	158.5	3	4:47.308	170.8
30 66 Didier DENAT	PORSCHE 911 RSR 3L - 1974	9	46:33.654	00:45	1 Lap	158.1	2	4:52.758	167.6
31 35 Gérard PARGAMIN/Eric PINSEAU	MOYNET LM 75 - 1975	9	47:38.277		1 Lap	154.5	7	5:00.984	163.0
32 18 Luigi LUCCHINI/Christian PESCATORI	FERRARI 512 BB LM - 1979	9	47:42.091		1 Lap	154.3	6	4:38.784	176.0
33 55 Paul SINGER	PORSCHE 924 GTR - 1981	9	48:05.707		1 Lap	153.7	7	5:06.281	160.2
34 17 Charles RUPP/Philippe PEAugER	PORSCHE 911 RS 3L - 1974	9	48:18.987		1 Lap	152.3	3	5:00.964	163.0
35 49 Jochen MASS/Russell GEE/George CALFO/Jim PACE	PORSCHE 911 RSR 3L - 1974	9	48:51.900		1 Lap	150.6	2	5:04.267	161.3
36 7 Pierre NICOLET/Guy LACROIX	LIGIER JS 2 - 1973	9	49:06.592		1 Lap	149.9	4	5:12.305	157.1
37 48 Amaury LATHAM	BMW M1 - 1979	9	49:07.027		1 Lap	149.8	8	5:06.432	160.1
38 80 Wolf ZWEIFLER/Michael FÖVENEY	OSELIA PA6 - BMW - 1978	9	49:26.663		1 Lap	148.8	2	5:02.526	162.2
39 54 Hans-Joerg HÜBNER	PORSCHE 911 RSR 3L - 1974	9	49:33.934		1 Lap	148.5	8	5:07.974	159.3
40 31 Douglas TITFORD/Trevor REEVES	CHEVROLET B31 BDG - 1975	9	57:00.000		1 Lap	129.1	2	4:30.163	181.6
41 23 Paul CHASE-GARDENER/David ALLEN	ASTON MARTIN DBS V8 - 1969	8	44:34.747		2 Laps	146.7	2	5:10.964	157.8
42 14 Santiago ORJUELA/Juan Pablo ORJUELA	PORSCHE 911 RSR 3L - 1974	8	45:02.459		2 Laps	145.2	3	4:49.376	169.6
43 53 Christophe SCHWARTZ	DODGE Charger - 1974	8	45:18.629		2 Laps	144.4	4	5:24.396	151.2
44 72 Robert CROFTON	DATSUN 240 Z - 1975	8	46:24.105		2 Laps	141.0	2	5:27.433	149.8
45 79 Heiko OSTMANN/Horst SCHNEIDER	PORSCHE 2.8 L RSR - 1973	8	46:29.598		2 Laps	140.7	3	5:27.265	149.9
46 71 Alain GADAL/André GAHINET/SEGOLEN/Gilles BLASCO	PORSCHE 911 RS 3L - 1974	8	46:48.087		2 Laps	139.8	2	5:17.081	154.7
47 24 Jean-François PIQUET/Alain TRINIANE	PORSCHE 930 Turbo - 1975	8	47:29.630		2 Laps	137.7	5	5:25.521	150.7
48 65 Andrew PRILL/Robert BARRIE	PORSCHE 911 RS 3L - 1974	7	45:35.135		3 Laps	125.6	2	5:09.653	158.4
49 9 Jean RAGNOTTI/Alain SERPAGGI	RENAULT ALPINE A443 - 1978	7	57:00.000		3 Laps	100.4	2	4:32.399	180.1
50 38 Erik MARIS	PORSCHE 935 - 1979	6	57:00.000		4 Laps	86.1	4	4:24.970	185.2
51 43 Roald GOETHE/Stuart HALL	GULF Mirage - 1974	2	57:00.000		8 Laps	28.7			
52 1 Henri PESCAROLO/Julien BELTOISE	INALTERA - 1976	1	57:00.000		9 Laps	14.3			
53 56 Chris MAC ALLISTER	GULF Mirage - 1973	1	57:00.000		9 Laps	14.3			
54 75 Gilles CERON	CHEVROLET Monza - 1976	1	57:00.000		9 Laps	14.3			

Not started

6 Piero SIRAGNA/Max WELTI	PORSCHE 924 GTR - 1981	0	57:00.000						
8 Jean-Marc MERLIN	PORSCHE 935 K3 - 1977	0	57:00.000						
10 Franco MEINERS/Alessandro CAFFI	LANCIA Beta Gr. V -	0	57:00.000						
11 Franco MEINERS/Alessandro CAFFI	LOLA T280 DFV -	0	57:00.000						
15 Jörg BRATKE VON BERGEN/Oliver LOUISODER	FERRARI 512 BB LM - 1978	0	57:00.000						
16 Heribert WERGINZ/Heinz JANITS/Ulrich ANDREE/Johannes HUBER	BMW 3.0 CSL - 1973	0	57:00.000						
25 Yves SCEMAMA	TOJ SC 304 - 1976	0	57:00.000						
40 Maurizio FRATTI/Andrea CABIANCA	PORSCHE 934 - 1976	0	57:00.000						
44 David MAC NEIL/Patrick WOMACK	PORSCHE 935 K3 - 1980	0	57:00.000						
45 Detlef VON DER LIECK/Jochen MASS	DE TOMASO Pantera Gr. IV - 1971	0	57:00.000						
51 Adrian George BRADY	BMW 3.0 CSL - 1973	0	57:00.000						
58 Lionel ROBERT/Gys VAN LENNEP/Claudio RODDARO	PORSCHE 911 RSR 3L - 1974	0	57:00.000						
59 Henrik LINDBERG	LOLA - DE CADENET T380 - DFV - 1975	0	57:00.000						
62 David FERRER/ MR JOHN OF B/Soheil AYARI	LANCIA Beta Gr. V - 1979	0	57:00.000						
64 Manuel MONTEIRO/Claude MONTEIRO/Manuel-Michel MONTEIRO	LOLA T298 BMW - 1979	0	57:00.000						
67 Gianluca RATAZZI/Emanuele PIRRO	LOLA T290 BDG - 1972	0	57:00.000						
69 MR JOHN OF B/David FERRER/Soheil AYARI	FERRARI 512 BB LM - 1979	0	57:00.000						
73 Louis KOLLY	LOLA T292 BMW - 1973	0	57:00.000						
77 Jean-Marie BELLETESTE/Paul LIBENS	PORSCHE 911 RS 3L - 1974	0	57:00.000						

Pole Position

R. GOETHE

4:07.890

45 SEC. PENALTY CARS N° 3 & 66 DUE TO PIT WINDOW TIME

Published at:

Track Status:

DRY

Stewards:

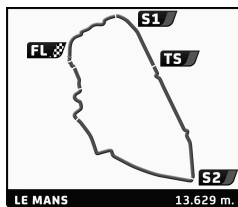
Timekeeper:

RICHARD MILLE





8-9-10 | 20 JUILLET | 16



PLATEAU 6 - GRID 6 LE MANS CLASSIC 2016 RACE 3

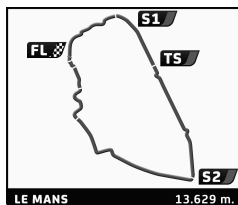
Final Classification By Performance Index

Nr Drivers	Car	Class	Qualifying			Coefficient	Index	
			Time	Laps	Total Time			
1	32 Tony SINCLAIR	LOLA T292 BDG - 1973	TSRC28	4'23.503	10	45:12.340	1,350	1:01'01.659
2	30 Philippe SCEMAMA / Laurent FORT	SAUBER C5 BMW - 1976	TSRC34	4'31.116	10	45:22.654	1,350	1:01'15.582
3	68 Michael ROOCK / Uwe ALZEN	PORSCHE 911 RSR 3L - 1975	GTS27	4'40.793	10	48:37.389	1,260	1:01'15.910
4	57 Mark RICHARDSON	LOLA T290 - 1972	TSRC28	4'36.001	10	45:38.894	1,350	1:01'37.506
5	52 Carlos BARBOT	LOLA T280 DFV - 1972	TSRC29	4'41.042	10	44:30.622	1,400	1:02'18.870
6	60 Michel LECOURT / Raymond NARAC	PORSCHE 911 RSR 3L - 1974	GTS27	4'42.569	9	44:34.709	1,260	1:02'24.592
7	46 Lee MAXTED-PAGE / Mark SUMPTER	PORSCHE 911 RSR 3L - 1974	GTS27	4'48.779	9	45:04.967	1,260	1:03'06.953
8	20 Christophe VAN RIET / Kristoffer CARTENIAN	PORSCHE 911 RS 3L - 1974	GTS27	4'54.341	9	46:22.632	1,260	1:04'55.684
9	66 Didier DENAT	PORSCHE 911 RSR 3L - 1974	GTS27	4'52.818	9	46:33.654	1,260	1:05'11.115
10	22 Ian SIMMONDS / James CLARIDGE	LOLA T292 BDG - 1973	TSRC28	4'49.995	9	44:14.119	1,350	1:06'21.178
11	29 Patrice LAFARGUE	LOLA T298 BMW - 1979	TSRC40	4'14.114	10	44:21.163	1,500	1:06'31.744
12	76 Russell BÜST / David FREEMAN	CHEVRON B31 BDG - 1975	TSRC34	4'28.077	10	46:03.639	1,450	1:06'47.276
13	37 François FERRODO / Sébastien CRUBILE / Emmanuel COLLARD	PORSCHE 911 Turbo RSR 2,1L - 1974	GTP27	4'37.508	9	44:42.580	1,350	1:07'03.870
14	12 Ludovic CARON	CHEVRON B31 BDG - 1975	TSRC34	4'30.859	10	46:28.013	1,450	1:07'22.618
15	17 Charles RUPP / Philippe PEAUGER	PORSCHE 911 RS 3L - 1974	GTS27	5'05.121	9	48:18.987	1,260	1:07'38.581
16	27 Jean LEGRAS / Jean-Philippe DEBRIE	CHEVRON B21 BDG - 1972	TSRC28	4'38.632	9	45:06.337	1,350	1:07'39.505
17	2 Christian TRABER / PETER	BMW M1 Procar - 1979	GTS37	4'32.261	9	44:30.129	1,370	1:07'44.529
18	39 Beat EGGIMANN	CHEETAH G601 - 1976	TSRC34	4'36.800	10	46:49.867	1,450	1:07'54.307
19	36 Stephan MEYERS / Marc de SIEBENTHAL	PORSCHE 935 - 1978	GTP37	4'21.633	10	45:21.089	1,500	1:08'01.633
20	49 Jochen MASS / Russell GEE / George CALFO / Jim PACE	PORSCHE 911 RSR 3L - 1974	GTS27	5'15.352	9	48:51.900	1,260	1:08'24.660
21	78 Ulrich SCHUMACHER / Marco WERNER	PORSCHE 936 - 1982	TSRC41	4'14.141	10	44:09.268	1,550	1:08'26.365
22	70 Frédéric DA ROCHA	LOLA T298 BMW - 1979	TSRC40	4'22.414	10	45:42.776	1,500	1:08'34.163
23	54 Hans-Joerg HÜBNER	PORSCHE 911 RSR 3L - 1974	GTS27	5'16.224	9	49:33.934	1,260	1:09'23.507
24	34 Alan TERPINS	PORSCHE 911 RSR 3L - 1975	GTS27	5'09.753	9	45:50.664	1,370	1:09'47.121
25	5 Marc DEVIS / Martin O'CONNELL	RONDEAU M 378 DFV - 1978	TSRC41	4'16.166	10	45:11.692	1,550	1:10'03.122
26	72 Robert CROFTON	DATSUN 240 Z - 1975	GTS26	5'35.218	8	46:24.105	1,210	1:10'10.958
27	3 Michael HINDERER / Peter HINDERER	BMW M1 Procar - 1979	GTS37	4'40.288	9	46:25.987	1,370	1:10'40.891
28	14 Santiago ORJUELA / Juan Pablo ORJUELA	PORSCHE 911 RSR 3L - 1974	GTS27	4'50.459	8	45:02.459	1,260	1:10'56.372
29	35 Gérard PARGAMIN / Eric PINSEAU	MOYNET LM 75 - 1975	TSRC28	5'09.778	9	47:38.277	1,350	1:11'27.415
30	33 Dominique GUENAT	LOLA T286 - 1976	TSRC41	4'12.840	10	46:53.861	1,550	1:12'41.484
31	55 Paul SINGER	PORSCHE 924 GTR - 1981	GTS37	5'08.601	9	48:05.707	1,370	1:13'12.687
32	79 Heiko OSTMANN / Horst SCHNEIDER	PORSCHE 2.8 L RSR - 1973	GTS27	5'36.817	8	46:29.598	1,260	1:13'13.616
33	71 Alain GADAL / André GAHINET SEGOLEN / Gilles BLASCO	PORSCHE 911 RS 3L - 1974	GTS27	5'35.546	8	46:48.087	1,260	1:13'42.737
34	61 Bertrand PENLAE	CHEVRON B36 BMW - 1976	TSRC40	4'38.707	9	44:47.375	1,500	1:14'38.958
35	48 Amaury LATHAM	BMW M1 - 1979	GTS37	5'30.004	9	49:07.027	1,370	1:14'46.029
36	19 Christian BOURIEZ	FERRARI 512 BB LM - 1980	TSRC42	4'48.612	10	46:54.768	1,600	1:15'03.628
37	26 Lucien ROSSIAUD / Claude LE JEAN	CHEVRON B36 BMW - 1976	TSRC40	5'01.194	9	45:22.260	1,500	1:15'37.100
38	21 Alexander RITTWEGGER / Sam HANCOCK	FERRARI 512 BB LM - 1980	TSRC42	4'30.913	10	47:34.366	1,600	1:16'06.985
39	4 Remo LIPS / Arnold MEIER	FERRARI 512 BB LM - 1980	TSRC42	4'41.600	10	47:44.247	1,600	1:16'22.795
40	7 Pierre NICOLET / Guy LACROIX	LIGIER JS 2 - 1973	TSRC29	5'19.017	9	49:06.592	1,400	1:16'23.587
41	53 Christophe SCHWARTZ	DODGE Charger - 1974	GTS37	6'53.156	8	45:18.629	1,370	1:17'35.652
42	24 Jean-François PIQUET / Alain TRINIANE	PORSCHE 930 Turbo - 1975	GTS37	5'30.999	8	47:29.630	1,370	1:21'19.991
43	65 Andrew PRILL / Robert BARRIE	PORSCHE 911 RS 3L - 1974	GTS27	5'13.650	7	45:35.135	1,260	1:22'03.243
44	80 Wolf ZWEIFLER / Michael FÖVENEY	OSELLA PA6 - BMW - 1978	TSRC40	5'29.235	9	49:26.663	1,500	1:22'24.438
45	18 Luigi LUCCHINI / Christian PESCATORI	FERRARI 512 BB LM - 1979	TSRC42	4'34.473	9	47:42.091	1,600	1:24'48.161
46	42 Nicolas DIETEREN	PORSCHE 935 K3 - 1979	GTP37	4'55.426	10	57:00.000	1,500	1:25'30.000
47	23 Paul CHASE-GARDENER / David ALLEN	ASTON MARTIN DBS V8 - 1969	TSRC42	5'04.001	8	44:34.747	1,600	1:29'09.494
48	31 Douglas TITFORD / Trevor REEVES	CHEVRON B31 BDG - 1975	TSRC34	4'30.499	9	57:00.000	1,450	1:31'50.000
49	9 Jean RAGNOTTI / Alain SERPAGGI	RENAULT ALPINE A443 - 1978	TSRC41	4'33.666	7	57:00.000	1,590	2:09'28.285
50	38 Erik MARIS	PORSCHE 935 - 1979	GTP37	4'25.598	6	57:00.000	1,500	2:22'30.000
51	43 Roald GOETHE / Stuart HALL	GULF Mirage - 1974	TSRC29	4'31.485	2	57:00.000	1,400	6:39'00.000
52	56 Chris MAC ALLISTER	GULF Mirage - 1973	TSRC29	4'10.853	1	57:00.000	1,400	13:18'00.000
53	1 Henri PESCAROLO / Julien BELTOISE	INALTERA - 1976	TSRC35	4'38.456	1	57:00.000	1,500	14:15'00.000
54	75 Gilles CERON	CHEVROLET Monza - 1976	TSRC36	4'18.966	1	57:00.000	1,550	14:43'30.000
Not started								
55	16 Herbert WERGINZ / Heinz JANITS / Ulrich ANDREE / Johannes HUBER	BMW 3.0 CSL - 1973	TC25	5'06.131	1	57:00.000		11:01'12.000
56	51 Adrian George BRADY	BMW 3.0 CSL - 1973	TC25	6'36.950	1	57:00.000		11:01'12.000
57	58 Lionel ROBERT / Gys VAN LENNEP / Claudio RODDARO	PORSCHE 911 RS 3L - 1974	GTS27	5'58.156	1	57:00.000		11:58'12.000
58	77 Jean-Marie BELLETESTE / Paul LIBENS	PORSCHE 911 RS 3L - 1974	GTS27	5'53.505	1	57:00.000		11:58'12.000





8-9-10 | 20 JUILLET | 16



PLATEAU 6 - GRID 6 LE MANS CLASSIC 2016 RACE 3

LE MANS 13.629 m.

Provisional Classification By Performance Index

Nr Drivers	Car	Class	Qualifying Time	Laps	Total Time	Coeficient	Index
59 45 Detlef VON DER LIECK / Jochen MASS	DE TOMASO Pantera Gr. IV - 1971	GTS27	4'50.802	1	57:00.000		11:58'12.000
60 40 Maurizio FRATTI / Andrea CABIANCA	PORSCHE 934 - 1976	GTS32	4'37.084	1	57:00.000		12:26'42.000
61 67 Gianluca RATAZZI / Emanuele PIRRO	LOLA T290 BDG - 1972	TSRC28	4'32.830	1	57:00.000		12:49'30.000
62 73 Louis KOLLY	LOLA T292 BMW - 1973	TSRC28	6'00.175	1	57:00.000		12:49'30.000
63 59 Henrik LINDBERG	LOLA - DE CADENET T380 - DFV - 1975	TSRC29	5'05.543	1	57:00.000		13:18'00.000
64 11 Franco MEINERS / Alessandro CAFFI	LOLA T280 DFV -	TSRC29	6'11.272	1	57:00.000		13:18'00.000
65 6 Piero SIRAGNA / Max WELTI	PORSCHE 924 GTR - 1981	GTP36	5'13.045	1	57:00.000		13:46'30.000
66 64 Manuel MONTEIRO / Claude MONTEIRO / Manuel-Michel MONTEIRO	LOLA T298 BMW - 1979	TSRC40	4'46.035	1	57:00.000		14:15'00.000
67 44 David MAC NEIL / Patrick WOMACK	PORSCHE 935 K3 - 1980	GTP37	9'41.064	1	57:00.000		14:15'00.000
68 25 Yves SCEMAMA	TOJ SC 304 - 1976	TSRC35	4'08.292	1	57:00.000		14:15'00.000
69 8 Jean-Marc MERLIN	PORSCHE 935 K3 - 1977	GTP37	6'38.163	1	57:00.000		14:15'00.000
70 10 Franco MEINERS / Alessandro CAFFI	LANCIA Beta Gr. V -	TSRC40	4'37.933	1	57:00.000		14:15'00.000
71 62 David FERRER / MR JOHN OF B / Soheil AYARI	LANCIA Beta Gr. V - 1979	TSRC40	4'41.330	1	57:00.000		14:15'00.000
72 15 Jörg BRATKE VON BERGEN / Oliver LOUISODER	FERRARI 512 BB LM - 1978	TSRC42	5'17.842	1	57:00.000		15:12'00.000
73 69 MR JOHN OF B / David FERRER / Soheil AYARI	FERRARI 512 BB LM - 1979	TSRC42	4'21.836	1	57:00.000		15:12'00.000

Published at:

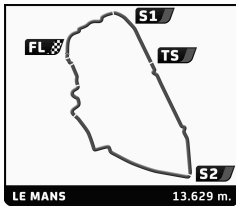
Race Director:

Timekeeper:





8-9-10 | 20 JUILLET | 16



PLATEAU 6 - GRID 6 LE MANS CLASSIC 2016 RACE 3

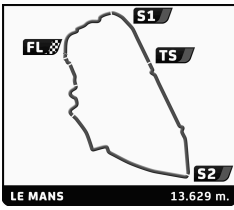
Lap Chart

		LAP										
Nr	Pos	Pos	1	2	3	4	5	6	7	8	9	10
43	1	43	78	78	78	78	78	29	78	78	78	78
56	2	56	43	52	52	52	29	78	29	29	29	29
78	3	78	52	33	42	29	52	52	52	52	52	52
5	4	5	33	42	29	33	36	42	42	42	42	5
33	5	33	42	29	33	42	32	36	36	36	5	32
11	6	11	29	36	36	36	33	32	32	32	32	36
52	7	52	36	32	32	32	76	30	5	5	36	30
42	8	42	32	30	30	30	12	57	30	30	30	57
36	9	36	30	43	70	76	38	5	57	57	57	42
29	10	29	76	70	76	70	9	70	70	70	70	70
32	11	32	70	76	57	57	42	76	76	76	76	76
30	12	30	5	57	39	5	4	12	12	12	12	12
70	13	70	39	39	5	12	27	39	39	39	39	39
76	14	76	57	5	12	38	30	19	19	19	19	33
21	15	21	12	12	19	39	57	33	33	33	33	19
12	16	12	19	19	31	31	70	4	4	4	21	21
39	17	39	38	31	38	19	5	9	21	21	4	4
57	18	57	31	38	9	9	39	21	68	68	68	68
1	19	1	9	9	37	4	19	68	22	22	22	22
31	20	31	4	4	4	27	2	22	31	60	2	2
19	21	19	37	37	27	37	66	31	60	2	60	60
38	22	38	1	27	22	22	34	38	2	61	37	37
9	23	9	21	22	68	68	22	60	61	37	61	61
4	24	4	27	61	61	61	68	61	37	31	46	46
18	25	18	61	68	21	21	21	2	46	46	27	27
2	26	2	22	21	3	2	31	26	9	27	26	26
61	27	61	68	3	60	3	60	46	27	26	31	31
27	28	27	3	60	14	26	61	3	26	3	3	3
62	29	62	60	14	26	60	3	27	3	66	66	66
37	30	37	14	26	2	66	26	37	66	34	34	34
14	31	14	66	66	66	34	46	66	34	20	20	20
60	32	60	26	2	46	46	55	34	20	35	35	35
68	33	68	34	46	34	20	37	20	35	18	18	18
3	34	3	46	34	20	35	20	35	55	55	55	55
22	35	22	2	20	35	17	7	55	17	17	17	17
66	36	66	20	35	49	49	35	17	18	49	49	49
35	37	35	56	49	17	55	53	18	49	80	7	7
34	38	34	35	80	80	7	17	49	80	7	48	48
20	39	20	75	17	55	48	49	80	7	48	80	80
26	40	26	49	65	23	18	80	7	48	54	54	54
46	41	46	80	55	48	71	23	48	54	23	23	23
49	42	49	17	23	7	54	18	23	14	14	14	14
23	43	23	55	71	54	53	48	54	23	53	53	53
16	44	16	65	7	18	80	54	14	53	72	72	72
55	45	55	23	48	71	14	14	53	72	79	79	79
80	46	80	53	54	53	79	79	72	79	71	71	71
17	47	17	54	53	79	23	71	79	71	24	24	24
7	48	7	18	18	72	72	72	71	24	24	24	24
79	49	79	7	79	65	24	24	24	65	65	65	65
71	50	71	71	72	24	65	65	65	65	65	65	65
53	51	53	48	24	24	24	24	24	24	24	24	24
54	52	54	79	79	79	79	79	79	79	79	79	79
48	53	48	72	72	72	72	72	72	72	72	72	72
65	54	65	24	24	24	24	24	24	24	24	24	24
72	55	72	72	72	72	72	72	72	72	72	72	72
77	56	77	77	77	77	77	77	77	77	77	77	77
24	57	24	24	24	24	24	24	24	24	24	24	24
67	58	67	67	67	67	67	67	67	67	67	67	67
75	59	75	75	75	75	75	75	75	75	75	75	75
10	60	10	10	10	10	10	10	10	10	10	10	10





8-9-10 | 20
JUILLET | 16



PLATEAU 6 - GRID 6
LE MANS CLASSIC 2016
RACE 3

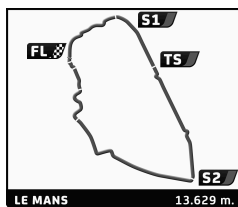
Lap Chart

6	61	6
8	62	8
15	63	15
25	64	25
40	65	40
44	66	44
45	67	45
51	68	51
58	69	58
59	70	59
64	71	64
69	72	69
73	73	73





8-9-10 | 20 JUILLET | 16



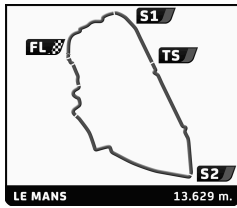
PLATEAU 6 - GRID 6 LE MANS CLASSIC 2016 RACE 3

Best Sector Times

SECTOR 1			SECTOR 2		SECTOR 3		Pos	Nr	Ideal Lap	Best Lap
Pos	Nr	Time	Nr	Time	Nr	Time				
1	29	39.099	78	1:31.130	29	1:54.947	1	78	4:10.715	4:12.949 (3)
2	32	39.940	52	1:33.930	43	1:56.157	2	29	4:10.853	4:12.944 (2)
3	5	40.122	5	1:34.275	5	1:57.133	3	5	4:11.530	4:11.710 (1)
4	33	40.447	33	1:34.962	33	1:57.985	4	33	4:13.394	4:14.147 (5)
5	30	40.531	42	1:35.695	32	1:58.070	5	52	4:13.777	4:13.993 (4)
6	12	40.671	36	1:35.847	78	1:58.346	6	42	4:15.584	4:15.858 (6)
7	57	40.918	29	1:36.807	52	1:58.570	7	32	4:16.610	4:16.610 (7)
8	70	40.977	43	1:37.099	42	1:58.696	8	43	4:17.419	
9	76	41.003	30	1:38.139	30	2:00.390	9	36	4:18.730	4:18.832 (8)
10	42	41.193	57	1:38.276	70	2:00.579	10	30	4:19.060	4:19.799 (9)
11	78	41.239	32	1:38.600	57	2:00.692	11	57	4:19.886	4:21.243 (10)
12	52	41.277	38	1:39.002	76	2:00.845	12	70	4:21.077	4:22.155 (11)
13	36	41.481	21	1:39.106	36	2:01.402	13	76	4:22.354	4:22.439 (12)
14	31	41.606	70	1:39.521	12	2:02.537	14	12	4:23.555	4:24.242 (13)
15	38	41.969	1	1:40.085	38	2:02.882	15	38	4:23.853	4:24.970 (14)
16	21	42.134	12	1:40.347	21	2:03.261	16	21	4:24.501	4:25.846 (15)
17	19	42.540	75	1:40.382	39	2:03.529	17	19	4:27.204	4:28.089 (17)
18	39	42.593	76	1:40.506	19	2:03.932	18	39	4:27.273	4:28.031 (16)
19	27	43.135	19	1:40.732	31	2:04.540	19	31	4:29.187	4:30.163 (18)
20	18	43.328	56	1:40.733	27	2:05.877	20	27	4:30.645	4:30.645 (19)
21	2	43.365	4	1:40.917	37	2:05.892	21	37	4:31.447	4:31.447 (20)
22	68	43.478	39	1:41.151	22	2:06.462	22	9	4:32.278	4:32.399 (21)
23	60	43.605	9	1:41.390	2	2:06.685	23	4	4:32.884	4:34.316 (22)
24	37	43.619	27	1:41.633	9	2:07.085	24	2	4:33.389	4:34.560 (23)
25	9	43.803	37	1:41.936	4	2:07.621	25	22	4:35.755	4:37.771 (24)
26	22	43.865	31	1:43.041	68	2:08.258	26	18	4:36.729	4:38.784 (25)
27	61	43.929	2	1:43.339	60	2:09.303	27	68	4:38.667	4:39.353 (26)
28	43	44.163	18	1:43.696	18	2:09.705	28	60	4:40.117	4:40.776 (27)
29	4	44.346	22	1:45.428	61	2:10.402	29	61	4:40.723	4:42.212 (28)
30	46	44.571	61	1:46.392	46	2:11.142	30	46	4:44.512	4:44.879 (29)
31	26	44.874	26	1:46.777	3	2:13.424	31	26	4:45.556	4:48.756 (31)
32	14	45.598	3	1:46.840	14	2:13.603	32	3	4:46.553	4:47.308 (30)
33	66	46.081	68	1:46.931	26	2:13.905	33	14	4:48.487	4:49.376 (32)
34	34	46.166	60	1:47.209	66	2:15.044	34	34	4:49.318	4:49.823 (33)
35	35	46.249	34	1:47.707	34	2:15.445	35	66	4:50.947	4:52.758 (34)
36	20	46.266	46	1:48.799	20	2:16.527	36	20	4:54.077	4:55.195 (35)
37	3	46.289	14	1:49.286	1	2:16.791	37	35	4:59.620	5:00.984 (37)
38	17	47.464	66	1:49.822	35	2:19.910	38	17	5:00.964	5:00.964 (36)
39	55	48.553	20	1:51.284	49	2:20.804	39	49	5:03.408	5:04.267 (39)
40	7	48.733	17	1:52.587	17	2:20.913	40	55	5:04.889	5:06.281 (40)
41	65	48.796	35	1:53.461	55	2:21.255	41	48	5:06.403	5:06.432 (41)
42	49	48.819	49	1:53.785	48	2:22.613	42	54	5:07.974	5:07.974 (42)
43	53	48.863	48	1:54.756	54	2:23.018	43	65	5:08.645	5:09.653 (43)
44	48	49.034	55	1:55.081	7	2:23.284	44	23	5:10.964	5:10.964 (44)
45	23	49.133	54	1:55.737	65	2:23.466	45	53	5:11.207	5:24.396 (47)
46	54	49.219	23	1:56.303	53	2:25.445	46	7	5:11.376	5:12.305 (45)
47	71	50.436	65	1:56.383	23	2:25.528	47	71	5:16.407	5:17.081 (46)
48	72	50.827	53	1:56.899	75	2:26.053	48	24	5:25.330	5:25.521 (48)
49	24	50.903	71	1:57.595	71	2:28.376	49	79	5:26.686	5:27.265 (49)
50	79	53.357	24	1:59.064	72	2:30.225	50	72	5:26.986	5:27.433 (50)



8-9-10 | 20 JUILLET | 16



PLATEAU 6 - GRID 6 LE MANS CLASSIC 2016 RACE 3

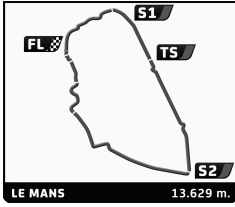
Best Top Speeds

Nr	Car	Class	Top Speed Driver	Top 1		Top 2		Top 3		Top 4		Top 5		Avg
				Kph	Lap	Kph	Lap	Kph	Lap	Kph	Lap	Kph	Lap	
5	RONDEAU M 378 DFV - 1978	TSRC41	M. DEVIS	307.8	5	293.7	8	289.8	6	281.6	10	271.1	7	288,8
78	PORSCHE 936 - 1982	TSRC41	U. SCHUMACHER	301.0	10	288.3	1	283.8	2	280.9	4	278.7	5	286,5
36	PORSCHE 935 - 1978	GTP37	S. MEYERS	284.5	3	275.2	6	273.2	7	271.1	5	270.4	9	274,9
56	GULF Mirage - 1973	TSRC29	C. MAC ALLISTER	284.5	1									284,5
33	LOLA T286 - 1976	TSRC41	D. GUENAT	280.9	4	273.2	3	269.8	9	265.8	1	257.7	2	269,5
42	PORSCHE 935 K3 - 1979	GTP37	N. DI'ETEREN	278.0	4	277.3	5	276.6	9	271.8	8	265.8	6	273,9
29	LOLA T298 BMW - 1979	TSRC40	P. LAFARGUE	276.6	1	273.8	10	272.5	9	271.1	5	270.4	8	272,9
19	FERRARI 512 BB LM - 1980	TSRC42	C. BOURIEZ	275.9	4	275.2	5	271.8	8	270.4	9	264.6	10	271,6
30	SAUBER C5 BMW - 1976	TSRC34	P. SCEMAMA	275.2	8	274.5	10	273.8	6	273.2	4	273.2	2	274,0
38	PORSCHE 935 - 1979	GTP37	E. MARIS	274.5	2	267.8	4	267.1	5	260.8	1	248.3	3	263,7
70	LOLA T298 BMW - 1979	TSRC40	F. DA ROCHA	273.8	10	271.8	4	271.1	2	270.4	3	269.8	6	271,4
57	LOLA T290 - 1972	TSRC28	M. RICHARDSON	273.8	10	273.8	4	272.5	6	271.8	3	271.1	5	272,6
52	LOLA T280 DFV - 1972	TSRC29	C. BARBOT	271.8	6	271.1	5	267.1	4	265.8	9	265.2	2	268,2
4	FERRARI 512 BB LM - 1980	TSRC42	R. LIPS	270.4	5	265.8	10	264.6	7	262.0	9	262.0	4	265,0
39	CHEETAH G601 - 1976	TSRC34	B. EGGIMANN	270.4	3	269.1	10	268.5	7	263.3	8	261.4	9	266,5
31	CHEVRON B31 BDG - 1975	TSRC34	D. TITFORD	263.3	2	257.7	4	257.1	3	251.8	1	234.5	6	252,9
76	CHEVRON B31 BDG - 1975	TSRC34	R. BÜSST	262.6	2	262.6	3	262.0	10	260.8	1	260.1	4	261,6
32	LOLA T292 BDG - 1973	TSRC28	T. SINCLAIR	262.6	1	262.0	9	262.0	10	257.7	8	253.5	5	259,6
21	FERRARI 512 BB LM - 1980	TSRC42	A. RITWEGGER	262.0	8	257.7	9	256.5	10	251.2	3	243.9	7	254,3
27	CHEVRON B21 BDG - 1972	TSRC28	J. LEGRAS	257.7	5	257.7	9	257.1	6	256.5	3	255.3	4	256,9
14	PORSCHE 911 RSR 3L - 1974	GTS27	S. ORJUELA	255.3	1	250.6	2	250.0	5	247.8	7	246.6	6	250,1
37	PORSCHE 911 Turbo RSR 2.1L - 1974	GTP27	F. PERRODO	255.3	6	254.1	8	248.9	1	225.3	5	212.6	9	239,2
26	CHEVRON B36 BMW - 1976	TSRC40	L. ROSSIAUD	254.1	1	236.0	7	235.5	3	234.5	8	225.3	2	237,1
68	PORSCHE 911 RSR 3L - 1975	GTS27	M. ROOCK	254.1	1	248.9	10	248.9	3	247.8	2	246.6	7	249,3
60	PORSCHE 911 RSR 3L - 1974	GTS27	M. LECOURT	254.1	9	251.2	8	250.6	6	250.6	7	248.9	1	251,1
66	PORSCHE 911 RSR 3L - 1974	GTS27	D. DENAT	252.9	2	251.8	1	247.8	3	247.8	6	246.6	8	249,4
9	RENAULT ALPINE A443 - 1978	TSRC41	J. RAGNOTTI	250.6	1	240.1	3	234.0	6	223.0	2	221.6	4	233,9
46	PORSCHE 911 RSR 3L - 1974	GTS27	L. MAXTED-PAGE	250.0	3	249.5	2	249.5	8	248.3	6	247.8	9	249,0
61	CHEVRON B36 BMW - 1976	TSRC40	B. PENLAE	250.0	1	249.5	2	249.5	3	244.4	9	243.9	6	247,5
20	PORSCHE 911 RS 3L - 1974	GTS27	C. VAN RIET	247.2	1	240.7	5	231.5	2	228.6	8	228.1	3	235,2
22	LOLA T292 BDG - 1973	TSRC28	I. SIMMONDS	247.2	5	246.6	9	246.1	7	240.1	2	239.6	1	243,9
55	PORSCHE 924 GTR - 1981	GTS37	P. SINGER	245.5	7	244.4	3	240.1	6	238.0	1	233.5	2	240,3
1	INALTERA - 1976	TSRC35	H. PESCAROLO	241.2	1									241,2
18	FERRARI 512 BB LM - 1979	TSRC42	L. LUCCHINI	240.7	6	232.0	5	206.9	7	205.0	4	202.3	2	217,4
35	MOYNET LM 75 - 1975	TSRC28	G. PARGAMIN	239.6	2	238.0	8	233.5	9	213.0	5	211.3	6	227,1
3	BMW M1 Procar - 1979	GTS37	M. HINDERER	239.1	1	232.0	2	230.0	9	227.2	4	224.8	3	230,6
17	PORSCHE 911 RS 3L - 1974	GTS27	C. RUPP	237.5	7	233.0	3	230.0	2	230.0	9	228.1	8	231,7
34	PORSCHE 911 RSR 3L - 1975	GTS27	A. TERPINS	236.0	2	233.0	3	231.0	4	223.4	6	222.5	8	229,2
75	CHEVROLET Monza - 1976	TSRC36	G. CERON	229.5	1									229,5
65	PORSCHE 911 RS 3L - 1974	GTS27	A. PRILL	229.5	2	226.2	3	209.3	1	174.8	4	166.8	6	201,3
54	PORSCHE 911 RSR 3L - 1974	GTS27	H. HÜBNER	224.4	1	214.2	8	205.0	9	204.6	3	185.8	2	206,8
24	PORSCHE 930 Turbo - 1975	GTS37	J. PIQUET	220.7	4	218.1	5	213.4	8	206.5	7	199.7	3	211,7
71	PORSCHE 911 RS 3L - 1974	GTS27	A. GADAL	215.9	1	206.2	5	205.4	7	204.6	3	199.7	4	206,4
7	LIGIER JS 2 - 1973	TSRC29	P. NICOLET	215.9	3	213.0	2	211.3	5	210.9	6	210.9	8	212,4
48	BMW M1 - 1979	GTS37	A. LATHAM	210.5	5	207.3	3	204.2	2	200.5	1	197.6	9	204,0
23	ASTON MARTIN DBS V8 - 1969	TSRC42	P. CHASE-GARDNER	208.9	6	206.2	5	198.7	4	197.2	1	195.8	2	201,4
72	DATSUN 240 Z - 1975	GTS26	R. CROFTON	197.6	6	196.9	8	192.7	2	192.4	5	190.3	1	194,0
25	TOJ SC 304 - 1976	TSRC35												
80	OSELLA PA6 - BMW - 1978	TSRC40	W. ZWEIFLER											
69	FERRARI 512 BB LM - 1979	TSRC42												
77	PORSCHE 911 RS 3L - 1974	GTS27												





8-9-10 | 20 JUILLET 16



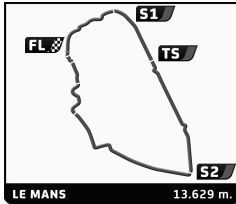
PLATEAU 6 - GRID 6 LE MANS CLASSIC 2016 RACE 3

Best Top Speeds

Nr	Car	Class	Top Speed Driver	Top 1		Top 2		Top 3		Top 4		Top 5	
				Kph	Lap	Kph	Lap	Kph	Lap	Kph	Lap	Kph	Lap
10	LANCIA Beta Gr. V -	TSRC40											
73	LOLA T292 BMW - 1973	TSRC28											
2	BMW M1 Procar - 1979	GTS37	C. TRABER										
79	PORSCHE 2.8 L RSR - 1973	GTS27	H. OSTMANN										
15	FERRARI 512 BB LM - 1978	TSRC42											
43	GULF Mirage - 1974	TSRC29	R. GOETHE										
64	LOLA T298 BMW - 1979	TSRC40											
62	LANCIA Beta Gr. V - 1979	TSRC40											
11	LOLA T280 DFV -	TSRC29											
49	PORSCHE 911 RSR 3L - 1974	GTS27	J. MASS										
53	DODGE Charger - 1974	GTS37	C. SCHWARTZ										
40	PORSCHE 934 - 1976	GTS32											
45	DE TOMASO Pantera Gr. IV - 1971	GTS27											
6	PORSCHE 924 GTR - 1981	GTP36											
58	PORSCHE 911 RSR 3L - 1974	GTS27											
51	BMW 3.0 CSL - 1973	TC25											
44	PORSCHE 935 K3 - 1980	GTP37											
12	CHEVRON B31 BDG - 1975	TSRC34	L. CARON										
59	LOLA - DE CAZENET T380 - DFV - 1975	TSRC29											
8	PORSCHE 935 K3 - 1977	GTP37											
16	BMW 3.0 CSL - 1973	TC25											
67	LOLA T290 BDG - 1972	TSRC28											



8-9-10 | 20
JUILLET | 16



PLATEAU 6 - GRID 6
LE MANS CLASSIC 2016
RACE 3

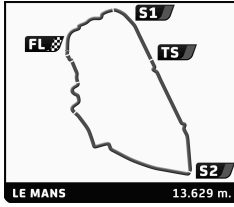
Fastest Lap Sequence

Practice Time	Drivers	Car	Class	Time	Kph	Lap
8:28.792	78 U. SCHUMACHER / M. WERNER	PORSCHE 936 - 1982	TSRC41	4:15.246	192.2	2
12:42.505	78 U. SCHUMACHER / M. WERNER	PORSCHE 936 - 1982	TSRC41	4:13.713	193.4	3
28:03.448	5 M. DEVIS / M. O'CONNELL	RONDEAU M.378 DFV - 1978	TSRC41	4:11.710	194.9	6





8-9-10 | 20
JUILLET | 16



PLATEAU 6 - GRID 6 LE MANS CLASSIC 2016 RACE 3

Analysis by lap

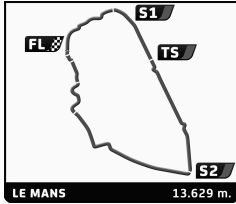
Lapped

Nr	Lap Time	Gap	Nr	Lap Time	Gap	Nr	Lap Time	Gap	Nr	Lap Time	Gap	Nr	Lap Time	Gap									
Lap 1			Lap 2			Lap 3			Lap 4			Lap 5			Lap 6								
78	4:13.546		78	4:15.246		42	4:17.175	12.980	76	4:23.997	52.220	70	5:50.015	2:27.541									
43	4:17.428	3.882	52	4:15.572	7.706	29	4:15.898	13.372	24	5:56.053	1 Lap	5	5:44.333	2:33.417									
52	4:20.926	7.380	33	4:15.693	8.435	33	4:26.452	21.174	70	4:33.918	57.519	72	7:01.737	1 Lap									
33	4:21.534	7.988	42	4:15.858	9.518	36	4:19.748	27.937	57	4:29.454	58.629	39	6:10.813	3:04.240									
42	4:22.452	8.906	29	4:16.474	11.187	32	4:18.581	28.821	5	4:27.748	1:09.077	19	5:59.820	3:05.359									
29	4:23.505	9.959	36	4:20.484	21.902	30	4:21.841	38.367	12	4:24.242	1:09.269	2	4:58.049	3:13.808									
36	4:30.210	16.664	32	4:22.086	23.953	70	4:22.155	39.424	38	4:24.970	1:12.005	66	5:03.198	3:30.130									
32	4:30.659	17.113	30	4:23.244	30.239	76	4:25.075	44.046	39	4:33.163	1:13.420	34	5:01.672	3:31.108									
30	4:35.787	22.241	43	4:41.871	30.507	57	4:21.243	44.998	31	4:38.321	1:25.313	22	6:14.055	3:54.300									
76	4:36.394	22.848	70	4:22.700	30.982	39	4:29.176	56.080	19	4:39.652	1:25.532	68	6:04.492	3:54.545									
70	4:37.074	23.528	76	4:25.082	32.684	5	4:26.556	57.152	9	4:32.743	1:28.722	21	5:56.179	3:59.118									
5	4:41.119	27.573	57	4:24.503	37.468	12	4:29.708	1:00.850	4	4:36.144	1:36.361	24	7:22.377	1 Lap									
39	4:41.378	27.832	39	4:28.031	40.617	19	4:29.663	1:01.703	27	4:35.378	1:36.820	31	7:06.530	4:11.850									
57	4:41.757	28.211	5	4:31.982	44.309	31	4:30.439	1:02.815	37	4:43.380	1:40.194	60	6:11.033	4:31.214									
12	4:42.420	28.874	12	4:31.227	44.855	38	4:29.105	1:02.858	22	4:47.198	2:00.238	61	6:38.236	4:33.124									
19	4:43.064	29.518	19	4:31.481	45.753	9	4:33.833	1:11.802	68	4:47.324	2:10.046												
38	4:44.112	30.566	31	4:30.163	46.089	37	4:31.447	1:12.637	61	4:51.376	2:14.881												
31	4:44.718	31.172	38	4:32.146	47.466	4	4:35.113	1:16.040	21	4:55.063	2:22.932												
9	4:48.075	34.529	9	4:32.399	51.682	27	4:30.645	1:17.265	2	4:45.015	2:35.752												
4	4:49.116	35.570	4	4:34.316	54.640	22	4:37.771	1:28.863	3	4:55.685	2:37.718												
37	4:50.454	36.908	37	4:33.241	54.903	68	4:41.398	1:38.545	26	4:51.289	2:39.086												
1	4:50.567	37.021	27	4:34.449	1:00.333	60	4:43.062	1:39.328	60	4:54.206	2:40.174												
21	4:54.116	40.570	37	4:33.241	54.903	21	4:43.439	1:43.692	66	4:52.916	2:46.925												
27	4:54.676	41.130	22	4:37.987	1:04.805	3	4:47.308	1:57.856	34	4:51.491	2:49.429												
61	4:55.260	41.714	61	4:43.511	1:09.979	60	4:48.105	2:01.791	46	4:55.229	2:49.716												
22	4:55.610	42.064	68	4:41.705	1:10.860	14	4:49.376	2:03.374	20	5:02.447	3:08.575												
68	4:57.947	44.401	21	4:48.642	1:13.966	26	4:48.756	2:03.620	35	5:19.254	3:50.957												
3	5:04.276	50.730	3	4:48.777	1:24.261	2	4:46.567	2:06.560	17	5:17.147	3:52.808												
60	5:04.862	51.316	60	4:51.329	1:27.399	66	4:52.780	2:09.832	49	5:19.633	3:54.690												
14	5:05.099	51.553	14	4:51.404	1:27.711	46	4:49.784	2:10.310	55	5:07.981	4:00.333												
66	5:06.799	53.253	26	4:49.620	1:28.577	34	4:49.823	2:13.761															
26	5:07.749	54.203	66	4:52.758	1:30.765	20	4:55.880	2:21.951															
34	5:10.963	57.417	2	4:49.651	1:33.706	35	5:06.714	2:47.526															
46	5:11.334	57.788	46	4:51.697	1:34.239	49	5:07.301	2:50.880															
2	5:12.847	59.301	34	4:55.480	1:37.651	17	5:00.964	2:51.484															
20	5:13.381	59.835	20	4:55.195	1:39.784	80	5:08.644	2:56.203															
56	5:18.689	1:05.143	35	5:03.955	1:54.525	55	5:07.794	3:08.175															
35	5:19.362	1:05.816	49	5:04.267	1:57.292	23	5:19.762	3:24.202															
75	5:19.955	1:06.409	80	5:02.526	2:01.272	48	5:11.447	3:30.979															
49	5:21.817	1:08.271	17	5:02.543	2:04.233	7	5:13.720	3:33.173															
80	5:27.538	1:13.992	65	5:09.653	2:13.299	54	5:17.746	3:37.309															
17	5:30.482	1:16.936	55	5:11.792	2:14.094	18	5:17.336	3:38.179															
55	5:31.094	1:17.548	23	5:10.964	2:18.153	71	5:20.177	3:38.479															
65	5:32.438	1:18.892	71	5:17.081	2:32.015	53	5:32.150	3:52.890															
23	5:35.981	1:22.435	7	5:20.468	2:33.166	79	5:27.265	4:09.462															
53	5:37.075	1:23.529	48	5:17.610	2:33.245																		
54	5:40.778	1:27.232	54	5:21.290	2:33.276																		
18	5:41.441	1:27.895	53	5:26.170	2:34.453																		
7	5:41.490	1:27.944	18	5:21.907	2:34.556																		
71	5:43.726	1:30.180	79	5:30.491	2:55.910																		
48	5:44.427	1:30.881	72	5:27.433	3:01.576																		
79	5:54.211	1:40.665	24	5:48.247	3:30.407																		
72	6:02.935	1:49.389																					
24	6:10.952	1:57.406																					





8-9-10 | 20
JUILLET | 16



PLATEAU 6 - GRID 6
LE MANS CLASSIC 2016
RACE 3

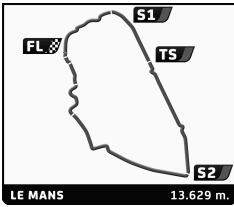
Analysis by lap

Lapped

Nr	Lap Time	Gap	Nr	Lap Time	Gap	Nr	Lap Time	Gap	Nr	Lap Time	Gap	Nr	Lap Time	Gap
22	4:43.309	4:02.696	Lap 8			3	4:54.778	1 Lap	70	4:24.084	1:33.508			
31	4:45.925	4:22.862				42	4:20.473	56.926	66	4:54.887	1 Lap			
38	7:32.809	4:24.731				72	5:34.190	2 Laps	34	4:50.272	1 Lap			
60	4:41.660	4:37.961				5	4:18.906	1:03.140	76	4:25.249	1:54.371			
61	4:42.437	4:40.648				32	4:23.129	1:03.372	20	4:56.218	1 Lap			
24	5:25.521	1 Lap				36	4:26.149	1:04.865	72	5:33.319	2 Laps			
2	6:11.075	4:49.970				66	4:56.634	1 Lap	12	4:34.221	2:18.745			
26	4:51.914	4:52.645				79	5:42.113	2 Laps	79	5:30.159	2 Laps			
46	4:48.595	4:53.912				34	4:52.759	1 Lap	71	5:35.515	2 Laps			
3	4:58.636	4:58.735				30	4:20.602	1:12.332	39	4:29.229	2:40.599			
27	7:37.176	5:00.089	71	5:43.398	2 Laps	33	4:25.823	2:44.593						
37	4:36.113	5:00.424	57	4:23.341	1:25.938	19	4:28.089	2:45.500						
66	6:14.145	5:09.362	70	4:22.531	1:30.459	24	5:31.831	2 Laps						
34	6:23.344	5:19.539	20	5:00.243	1 Lap	21	4:27.085	3:25.098						
Lap 7			76	4:22.439	1:50.157	35	5:03.121	1 Lap						
78	4:16.746		12	4:30.014	2:05.559	18	4:48.538	1 Lap						
20	4:56.323	1 Lap	24	5:36.352	2 Laps	4	4:35.990	3:34.979						
29	5:38.854	14.104	39	4:28.875	2:32.405	55	5:08.877	1 Lap						
52	4:16.346	20.095	19	4:29.698	2:38.446	17	5:11.280	1 Lap						
42	4:28.545	48.207	33	4:30.021	2:39.805	68	4:43.309	4:28.121						
36	4:23.469	48.612	35	5:02.348	1 Lap	49	5:07.235	1 Lap						
32	4:19.644	53.882	18	4:54.560	1 Lap	7	5:12.407	1 Lap						
5	4:15.547	1:01.011	55	5:07.542	1 Lap	48	5:09.977	1 Lap						
30	4:23.008	1:02.180	21	4:28.229	3:19.048	80	5:35.473	1 Lap						
57	4:25.469	1:09.171	17	5:10.771	1 Lap	54	5:33.040	1 Lap						
35	5:03.808	1 Lap	4	4:38.312	3:20.024									
70	4:22.564	1:15.176	49	5:16.517	1 Lap									
55	6:31.542	1 Lap	80	5:17.739	1 Lap									
17	5:12.736	1 Lap	68	4:41.253	4:05.847									
76	4:25.405	1:33.737	7	5:12.810	1 Lap									
12	4:25.247	1:39.653	48	5:06.432	1 Lap									
18	4:38.784	1 Lap	54	5:07.974	1 Lap									
49	5:16.002	1 Lap	Lap 10											
80	5:21.332	1 Lap	78	4:21.035										
39	4:28.937	2:03.310	22	4:45.700	1 Lap									
19	4:30.817	2:08.555	29	4:17.697	11.895									
7	6:34.804	1 Lap	2	4:34.560	1 Lap									
33	4:29.436	2:09.005	52	4:18.128	21.354									
48	5:16.781	1 Lap	60	4:41.615	1 Lap									
23	5:26.070	1 Lap	23	5:27.260	2 Laps									
54	5:14.413	1 Lap	37	4:35.474	1 Lap									
65	5:56.311	2 Laps	61	4:42.212	1 Lap									
4	4:34.641	2:35.046	14	6:07.298	2 Laps									
14	4:52.607	1 Lap	46	4:45.314	1 Lap									
21	4:28.552	2:55.222	27	4:44.313	1 Lap									
53	6:56.485	1 Lap	5	4:20.319	1:02.424									
68	4:39.609	3:13.844	32	4:20.735	1:03.072									
22	4:44.425	3:22.371	53	5:25.792	2 Laps									
31	4:47.897	3:46.009	36	4:27.991	1:11.821									
60	4:40.776	3:53.987	26	4:52.603	1 Lap									
72	5:33.945	1 Lap	30	4:22.089	1:13.386									
79	5:42.519	1 Lap	31	5:24.395	1 Lap									
2	4:37.768	4:02.988	65	5:58.245	3 Laps									
61	4:47.505	4:03.403	57	4:24.723	1:29.626									
71	5:47.371	1 Lap	42	4:54.429	1:30.320									
37	4:36.348	4:12.022	3	4:58.036	1 Lap									



8-9-10 | 20
JUILLET | 16



PLATEAU 6 - GRID 6
LE MANS CLASSIC 2016
RACE 3

Sector Analysis

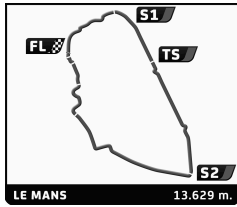
Personal Best Session Best B Crossing the finish line in pit lane

Table with columns: Lap, D, Time, Sector 1, Sector 2, Sector 3, T. Spd, Elapsed. Rows are grouped by driver number (1-17) and include driver names, car models, and lap-by-lap performance data.





8-9-10 | 20
JUILLET | 16



PLATEAU 6 - GRID 6
LE MANS CLASSIC 2016
RACE 3

Sector Analysis

Personal Best Session Best B Crossing the finish line in pit lane

Table with 12 columns: Lap, D, Time, Sector 1, Sector 2, Sector 3, T. Spd, Elapsed, Lap, D, Time, Sector 1, Sector 2, Sector 3, T. Spd, Elapsed. Contains race data for laps 8-9.

Driver 18: Luigi LUCCHINI and Christian PESCATORI. Table with 12 columns: Lap, D, Time, Sector 1, Sector 2, Sector 3, T. Spd, Elapsed. Contains race data for laps 1-9.

Driver 19: Christian BOURIEZ. Table with 12 columns: Lap, D, Time, Sector 1, Sector 2, Sector 3, T. Spd, Elapsed. Contains race data for laps 1-10.

Driver 20: Christophe VAN RIET and Kristoffer CARTENIAN. Table with 12 columns: Lap, D, Time, Sector 1, Sector 2, Sector 3, T. Spd, Elapsed. Contains race data for laps 1-9.

Driver 21: Alexander RITTWEGER and Sam HANCOCK. Table with 12 columns: Lap, D, Time, Sector 1, Sector 2, Sector 3, T. Spd, Elapsed. Contains race data for laps 1-10.

Driver 22: Ian SIMMONDS and James CLARIDGE. Table with 12 columns: Lap, D, Time, Sector 1, Sector 2, Sector 3, T. Spd, Elapsed. Contains race data for laps 1-10.

Driver 23: Paul CHASE-GARDENER and David ALLEN. Table with 12 columns: Lap, D, Time, Sector 1, Sector 2, Sector 3, T. Spd, Elapsed. Contains race data for laps 1-9.

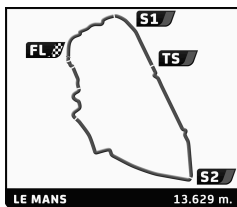
Driver 24: Jean-François PIQUET and Alain TRINIANE. Table with 12 columns: Lap, D, Time, Sector 1, Sector 2, Sector 3, T. Spd, Elapsed. Contains race data for laps 1-8.

Driver 26: Lucien ROSSIAUD and Claude LE JEAN. Table with 12 columns: Lap, D, Time, Sector 1, Sector 2, Sector 3, T. Spd, Elapsed. Contains race data for laps 1-9.

Driver 27: Jean LEGRAS and Jean-Philippe DEBRIE. Table with 12 columns: Lap, D, Time, Sector 1, Sector 2, Sector 3, T. Spd, Elapsed. Contains race data for laps 1-9.



8-9-10 | 20
JUILLET | 16



PLATEAU 6 - GRID 6
LE MANS CLASSIC 2016
RACE 3

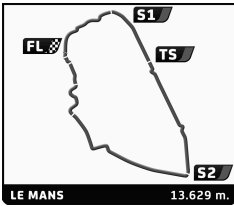
Sector Analysis

Personal Best Session Best B Crossing the finish line in pit lane

Table with columns: Lap, D, Time, Sector 1, Sector 2, Sector 3, T. Spd, Elapsed. Contains race data for drivers 29-37, including names, car models, and lap times.



8-9-10 | 20
JUILLET | 16



PLATEAU 6 - GRID 6
LE MANS CLASSIC 2016
RACE 3

Sector Analysis

Personal Best Session Best B Crossing the finish line in pit lane

Table with columns: Lap, D, Time, Sector 1, Sector 2, Sector 3, T. Spd, Elapsed

Table for driver 38: Erik MARIS, PORSCHE 935 - 1979. Includes lap times and sector data.

Table for driver 39: Beat EGGIMANN, CHEETAH G601 - 1976. Includes lap times and sector data.

Table for driver 42: Nicolas D'IETEREN, PORSCHE 935 K3 - 1979. Includes lap times and sector data.

Table for driver 43: Roald GOETHE, GULF Mirage - 1974. Includes lap times and sector data.

Table for driver 46: Lee MAXTED-PAGE, PORSCHE 911 RSR 3L - 1974. Includes lap times and sector data.

Table for driver 48: Amaury LATHAM, BMW M1 - 1979. Includes lap times and sector data.

Table for driver 49: Jochen MASS, Porsche 911 RSR 3L - 1974. Includes lap times and sector data.

Table for driver 52: Carlos BARBOT, LOLA T280 DFV - 1972. Includes lap times and sector data.

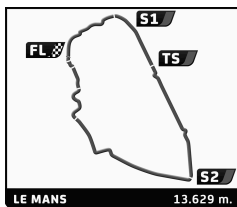
Table for driver 53: Christophe SCHWARTZ, DODGE Charger - 1974. Includes lap times and sector data.

Table for driver 54: Hans-Joerg HÜBNER, PORSCHE 911 RSR 3L - 1974. Includes lap times and sector data.





8-9-10 | 20
JUILLET | 16



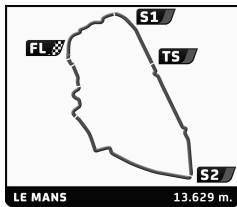
PLATEAU 6 - GRID 6
LE MANS CLASSIC 2016
RACE 3

Sector Analysis

Table with columns: Lap, D, Time, Sector 1, Sector 2, Sector 3, T. Spd, Elapsed. Includes driver names and car models for various laps (55-71).



8-9-10 | 20 JUILLET | 16



PLATEAU 6 - GRID 6 LE MANS CLASSIC 2016 RACE 3

Sector Analysis

■ Personal Best
 ■ Session Best
 ■ Crossing the finish line in pit lane

Lap	D	Time	Sector 1	Sector 2	Sector 3	T. Spd	Elapsed	Lap	D	Time	Sector 1	Sector 2	Sector 3	T. Spd	Elapsed
3	1	5:20.177	50.436	1:57.973	2:31.768	204.6	16:20.984	6	1	5:42.519	53.357	2:05.740	2:43.422		35:17.326
4	1	5:28.457 B	51.243	1:57.992	2:39.222	199.7	21:49.441	7	1	5:42.113	54.559	2:11.335	2:36.219		40:59.439
5	1	7:52.362	2:59.085	2:07.891	2:45.386	206.2	29:41.803	8	1	5:30.159	53.774	2:02.564	2:33.821		46:29.598
6	1	5:47.371	54.401	2:07.211	2:45.759	188.4	35:29.174								
7	1	5:43.398	54.793	2:06.523	2:42.082	205.4	41:12.572								
8	1	5:35.515	52.992	2:04.381	2:38.142	181.8	46:48.087								

72		1. Robert CROFTON		DATSUN 240 Z - 1975		GTS26	
1	1	6:02.935	1:18.576	2:08.673	2:35.686	190.3	6:02.935
2	1	5:27.433	51.137	2:06.071	2:30.225	192.7	11:30.368
3	1	5:38.446 B	50.827	2:06.423	2:41.196		17:08.814
4	1	7:01.737	2:17.969	2:09.828	2:33.940	187.4	24:10.551
5	1	5:32.100	52.189	2:06.462	2:33.449	192.4	29:42.651
6	1	5:33.945	52.247	2:05.934	2:35.764	197.6	35:16.596
7	1	5:34.190	51.958	2:08.373	2:33.859		40:50.786
8	1	5:33.319	53.188	2:08.484	2:31.647	196.9	46:24.105

75		1. Gilles CERON		CHEVROLET Monza - 1976		TSRC36	
1	1	5:19.955 B	1:13.520	1:40.382	2:26.053	229.5	5:19.955

76		1. Russell BÜSST 2. David FREEMAN		CHEVRON B31 BDG - 1975		TSRC34	
1	1	4:36.394	49.275	1:42.070	2:05.049	260.8	4:36.394
2	1	4:25.082	42.238	1:41.018	2:01.826	262.6	9:01.476
3	1	4:25.075	41.160	1:41.071	2:02.844	262.6	13:26.551
4	1	4:23.997	41.003	1:40.918	2:02.076	260.1	17:50.548
5	1	4:36.558 B	41.969	1:42.195	2:12.394	258.9	22:27.106
6	1	5:59.210	2:15.872	1:42.068	2:01.270	257.7	28:26.316
7	1	4:25.405	41.825	1:41.483	2:02.097	257.7	32:51.721
8	1	4:24.230	41.551	1:41.012	2:01.667	257.1	37:15.951
9	1	4:22.439	41.088	1:40.506	2:00.845	259.5	41:38.390
10	1	4:25.249	41.388	1:41.527	2:02.334	262.0	46:03.639

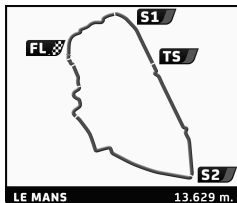
78		1. Ulrich SCHUMACHER 2. Marco WERNER		PORSCHE 936 - 1982		TSRC41	
1	1	4:13.546	43.896	1:31.130	1:58.520	288.3	4:13.546
2	1	4:15.246	41.714	1:33.167	2:00.365	283.8	8:28.792
3	1	4:13.713	41.673	1:33.448	1:58.592	273.2	12:42.505
4	1	4:15.823	41.660	1:33.735	2:00.428	280.9	16:58.328
5	1	4:19.993 B	41.239	1:33.160	2:05.594	278.7	21:18.321
6	1	5:42.917	2:11.054	1:33.517	1:58.346	262.6	27:01.238
7	1	4:16.746	41.612	1:35.849	1:59.285	278.7	31:17.984
8	1	4:12.949	41.711	1:31.943	1:59.295	270.4	35:30.933
9	1	4:17.300	41.502	1:35.138	2:00.660	267.1	39:48.233
10	1	4:21.035	43.160	1:35.008	2:02.867	301.0	44:09.268

79		1. Heiko OSTMANN 2. Horst SCHNEIDER		PORSCHE 2.8 L RSR - 1973		GTS27	
1	1	5:54.211	1:17.486	2:00.751	2:35.974		5:54.211
2	1	5:30.491	53.709	2:02.687	2:34.095		11:24.702
3	1	5:27.265	53.417	1:59.508	2:34.340		16:51.967
4	1	5:47.257 B	56.153	2:07.689	2:43.415		22:39.224
5	1	6:55.583	2:18.320	2:02.871	2:34.392		29:34.807

80		1. Wolf ZWEIFLER 2. Michael FÖVÉNY		OSELLA PA6 - BMW - 1978		TSRC40	
1	1	5:27.538					5:27.538
2	1	5:02.526					10:30.064
3	1	5:08.644 B					15:38.708
4	1	6:53.360					22:32.068
5	1	5:25.343					27:57.411
6	1	5:21.332					33:18.743
7	1	5:14.708					38:33.451
8	1	5:17.739					43:51.190
9	1	5:35.473					49:26.663



8-9-10 | 20 JUILLET | 16



SCRATCH PLATEAU 6

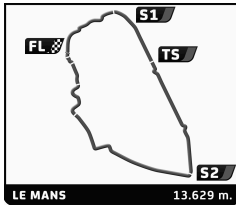
After Round 3

Final Combined Classification

Nr.	Drivers	Car	RACE 1	RACE 2	RACE 3	Laps	Time	Gap
1	78 U. SCHUMACHER / M. WERNER	PORSCHE 936 - 1982	8 36:06.720	4 16:46.253	10 44:09.268	22	1:37:02.241	
2	36 S. MEYERS / M. de SIEBENTHAL	PORSCHE 935 - 1978	8 37:10.675	4 17:26.602	10 45:21.089	22	1:39:58.366	256.125
3	33 D. GUENAT	LOLA T286 - 1976	8 37:02.160	4 16:58.884	10 46:53.861	22	1:40:54.905	352.664
4	30 P. SCEMAMA / L. FORT	SAUBER C5 BMW - 1976	8 38:08.709	4 17:49.273	10 45:22.654	22	1:41:20.636	418.395
5	76 R. BÜSTT / D. FREEMAN	CHEVRON B31 BDG - 1975	8 37:48.299	4 17:44.096	10 46:03.639	22	1:41:36.034	433.793
6	70 F. DA ROCHA	LOLA T298 BMW - 1979	8 39:01.228	4 17:53.832	10 45:42.776	22	1:42:37.836	535.595
7	57 M. RICHARDSON	LOLA T290 - 1972	8 39:12.013	4 18:16.145	10 45:38.894	22	1:43:07.052	604.811
8	19 C. BOURIEZ	FERRARI 512 BB LM - 1980	8 39:11.568	4 19:09.668	10 46:54.768	22	1:45:16.004	813.763
9	4 R. LIPS / A. MEIER	FERRARI 512 BB LM - 1980	8 39:45.875	4 18:37.800	10 47:44.247	22	1:46:07.922	905.681
10	21 A. RITTWEGER / S. HANCOCK	FERRARI 512 BB LM - 1980	8 40:37.683	4 18:11.153	10 47:34.366	22	1:46:23.202	920.961
11	68 M. ROOCK / U. ALZEN	PORSCHE 911 RSR 3L - 1975	8 40:36.218	4 19:38.033	10 48:37.389	22	1:48:51.640	1149.399
12	42 N. DIETEREN	PORSCHE 935 K3 - 1979	8 39:59.377	4 17:42.882	10 57:00.000	22	1:53:42.259	1640.018
13	2 C. TRABER / J. PETER	BMW M1 Procar - 1979	8 38:43.679	4 18:44.132	9 44:30.129	21	1:41:57.940	1 Laps
14	52 C. BARBOT	LOLA T280 DFV - 1972	8 38:58.154	3 19:12.500	10 44:30.622	21	1:42:41.276	1 Laps
15	61 B. PENLAE	CHEVRON B36 BMW - 1976	8 40:32.686	4 18:56.869	9 44:47.375	21	1:44:16.930	1 Laps
16	39 B. EGGIMANN	CHEETAH G601 - 1976	7 39:27.196	4 18:15.304	10 46:49.867	21	1:44:32.367	1 Laps
17	60 M. LECOURT / R. NARAC	PORSCHE 911 RSR 3L - 1974	8 40:33.901	4 19:36.268	9 44:34.709	21	1:44:44.878	1 Laps
18	32 T. SINCLAIR	LOLA T292 BDG - 1973	7 57:00.000	4 17:51.454	10 45:12.340	21	2:00:03.794	1 Laps
19	37 F. FERRODO / S. CRUBILE / E. COLLARD	PORSCHE 911 Turbo RSR 2.1L - 1974	8 57:00.000	4 18:59.291	9 44:42.580	21	2:00:41.871	1 Laps
20	66 D. DENAT	PORSCHE 911 RSR 3L - 1974	7 36:47.141	4 19:31.399	9 46:33.654	20	1:42:52.194	2 Laps
21	46 L. MAXTED-PAGE / M. SUMPTER	PORSCHE 911 RSR 3L - 1974	7 37:12.891	4 20:36.763	9 45:04.967	20	1:42:54.621	2 Laps
22	20 C. VAN RIET / K. CARTENIAN	PORSCHE 911 RS 3L - 1974	7 36:55.910	4 20:07.634	9 46:22.632	20	1:43:26.176	2 Laps
23	26 L. ROSSIAUD / C. LE JEAN	CHEVRON B36 BMW - 1976	7 38:21.518	4 20:16.731	9 45:22.260	20	1:44:00.509	2 Laps
24	34 A. TERPINS	PORSCHE 911 RSR 3L - 1975	7 39:55.678	4 20:07.966	9 45:50.664	20	1:45:54.308	2 Laps
25	3 M. HINDERER / P. HINDERER	BMW M1 Procar - 1979	7 41:02.521	4 19:49.637	9 46:25.987	20	1:47:18.145	2 Laps
26	35 G. PARGAMIN / E. PINSEAU	MOYNET LM 75 - 1975	7 40:28.040	4 19:53.504	9 47:38.277	20	1:47:59.821	2 Laps
27	17 C. RUPP / P. PEAugER	PORSCHE 911 RS 3L - 1974	7 38:47.444	4 22:40.881	9 48:18.987	20	1:49:47.312	2 Laps
28	49 J. MASS / R. GEE / G. CALFO / J. PACE	PORSCHE 911 RSR 3L - 1974	7 40:25.615	4 21:07.828	9 48:51.900	20	1:50:25.343	2 Laps
29	7 P. NICOLET / G. LACROIX	LIGIER JS 2 - 1973	7 40:35.724	4 21:13.263	9 49:06.592	20	1:50:55.579	2 Laps
30	31 D. TITFORD / T. REEVES	CHEVRON B31 BDG - 1975	7 36:33.991	4 18:14.637	9 57:00.000	20	1:51:48.628	2 Laps
31	54 H. HÜBNER	PORSCHE 911 RSR 3L - 1974	7 41:14.725	4 22:06.919	9 49:33.934	20	1:52:55.578	2 Laps
32	12 L. CARON	CHEVRON B31 BDG - 1975	8 37:31.491	2 57:00.000	10 46:28.013	20	2:20:59.504	2 Laps
33	14 S. ORJUELA / J. ORJUELA	PORSCHE 911 RSR 3L - 1974	7 36:49.127	4 19:35.291	8 45:02.459	19	1:41:26.877	3 Laps
34	23 P. CHASE-GARDENER / D. ALLEN	ASTON MARTIN DBS V8 - 1969	7 40:26.584	4 21:08.592	8 44:34.747	19	1:46:09.923	3 Laps
35	53 C. SCHWARTZ	DODGE Charger - 1974	7 40:06.105	4 21:45.412	8 45:18.629	19	1:47:10.146	3 Laps
36	48 A. LATHAM	BMW M1 - 1979	6 36:20.545	4 21:48.566	9 49:07.027	19	1:47:16.138	3 Laps
37	71 A. GADAL / A. GAHINET SEGOLEN / G. BLASCO	PORSCHE 911 RS 3L - 1974	7 39:33.393	4 24:26.260	8 46:48.087	19	1:50:47.740	3 Laps
38	9 J. RAGNOTTI / A. SERPAGGI	RENAULT ALPINE A443 - 1978	7 37:23.442	4 18:40.888	7 57:00.000	18	1:53:04.330	4 Laps
39	38 E. MARIS	PORSCHE 935 - 1979	8 37:46.564	4 18:25.808	6 57:00.000	18	1:53:12.372	4 Laps
40	72 R. CROFTON	DATSUN 240 Z - 1975	6 36:13.731	3 17:17.797	8 46:24.105	17	1:39:55.633	5 Laps
41	65 A. PRILL / R. BARRIE	PORSCHE 911 RS 3L - 1974	7 39:28.322	3 18:06.743	7 45:35.135	17	1:43:10.200	5 Laps
42	22 I. SIMMONDS / J. CLARIDGE	LOLA T292 BDG - 1973	4 57:00.000	4 19:42.483	9 44:14.119	17	2:00:56.602	5 Laps
43	24 J. PIQUET / A. TRINIANE	PORSCHE 930 Turbo - 1975	6 37:04.776	2 17:58.204	8 47:29.630	16	1:42:32.610	6 Laps
44	79 H. OSTMANN / H. SCHNEIDER	PORSCHE 2.8 L RSR - 1973	4 37:48.509	4 21:58.434	8 46:29.598	16	1:46:16.541	6 Laps
45	29 P. LAFARGUE	LOLA T298 BMW - 1979	1 57:00.000	4 18:01.372	10 44:21.163	15	1:59:22.535	7 Laps
46	5 M. DEVIS / M. O'CONNELL	RONDEAU M 378 DFV - 1978	0 57:00.000	4 17:28.926	10 45:11.692	14	1:59:40.618	8 Laps
47	80 W. ZWEIFLER / M. FÖVENY	OSELLA PA6 - BMW - 1978	1 57:00.000	4 21:26.837	9 49:26.663	14	2:07:53.500	8 Laps
48	18 L. LUCCHINI / C. PESCATORI	FERRARI 512 BB LM - 1979	2 57:00.000	3 27:55.023	9 47:42.091	14	2:12:37.114	8 Laps
49	56 C. MAC ALLISTER	GULF Mirage - 1973	8 36:37.765	4 16:48.387	1 57:00.000	13	1:50:26.152	9 Laps
50	1 H. PESCAROLO / J. BELTOISE	INALTERA - 1976	8 39:49.184	4 18:08.516	1 57:00.000	13	1:54:57.700	9 Laps
51	27 J. LEGRAS / J. DEBRIE	CHEVRON B21 BDG - 1972	0 57:00.000	4 19:29.520	9 45:06.337	13	2:01:35.857	9 Laps
52	55 P. SINGER	PORSCHE 924 GTR - 1981	0 57:00.000	4 21:13.640	9 48:05.707	13	2:06:19.347	9 Laps
53	11 F. MEINERS / A. CAFFI	LOLA T280 DFV -	8 38:05.935	4 17:11.427	0 57:00.000	12	1:52:17.362	10 Laps
54	75 G. CERON	CHEVROLET Monza - 1976	8 40:00.630	3 57:00.000	1 57:00.000	12	2:34:00.630	10 Laps
55	62 D. FERRER / . MR JOHN OF B / S. AYARI	LANCIA Beta Gr. V - 1979	7 37:06.018	4 19:25.009	0 57:00.000	11	1:53:31.027	11 Laps
56	67 G. RATTAZZI / E. PIRRO	LOLA T290 BDG - 1972	7 57:00.000	3 21:56.642	0 57:00.000	10	2:15:56.642	12 Laps
57	10 F. MEINERS / A. CAFFI	LANCIA Beta Gr. V -	8 38:44.065	2 57:00.000	0 57:00.000	10	2:32:44.065	12 Laps
58	77 J. BELLETESTE / P. LIBENS	PORSCHE 911 RS 3L - 1974	6 36:20.240	3 17:41.620	0 57:00.000	9	1:51:01.860	13 Laps
59	25 Y. SCEMAMA	TOJ SC 304 - 1976	8 36:37.273	0 57:00.000	0 57:00.000	8	2:30:37.273	14 Laps
60	40 M. FRATTI / A. CABIANCA	PORSCHE 934 - 1976	8 40:44.440	0 57:00.000	0 57:00.000	8	2:34:44.440	14 Laps
61	16 H. WERGINTZ / H. JANITS / U. ANDREE / J. HUBER	BMW 3.0 CSL - 1973	6 57:00.000	2 57:00.000	0 57:00.000	8	2:51:00.000	14 Laps
62	43 R. GOTHE / S. HALL	GULF Mirage - 1974	0 57:00.000	4 17:17.222	2 57:00.000	6	2:11:17.222	16 Laps
63	45 D. VON DER LIECK / J. MASS	DE TOMASO Pantera Gr. IV - 1971	3 57:00.000	0 57:00.000	0 57:00.000	3	2:51:00.000	19 Laps
64	59 H. LINDBERG	LOLA - DE CADENET T380 - DFV - 1975	3 57:00.000	0 57:00.000	0 57:00.000	3	2:51:00.000	19 Laps



8-9-10 | 20 JUILLET | 16



SCRATCH PLATEAU 6

After Round 3

Final Combined Classification

Nr.	Drivers	Car	RACE 1	RACE 2	RACE 3	Laps	Time	Gap			
65	58 L. ROBERT / G. VAN LENNEP / C. RODDARO	PORSCHE 911 RSR 3L - 1974	2	57:00.000	0	57:00.000	0	57:00.000	2	2:51:00.000	20 Laps
66	15 J. BRATKE VON BERGEN / O. LOUISODER	FERRARI 512 BB LM - 1978	0	57:00.000	0	57:00.000	0	57:00.000	0	2:51:00.000	22 Laps
67	44 D. MAC NEIL / P. WOMACK	PORSCHE 935 K3 - 1980	0	57:00.000	0	57:00.000	0	57:00.000	0	2:51:00.000	22 Laps
68	51 A. BRADY	BMW 3.0 CSL - 1973	0	57:00.000	0	57:00.000	0	57:00.000	0	2:51:00.000	22 Laps
69	6 P. SIRAGNA / M. WELTI	PORSCHE 924 GTR - 1981	0	57:00.000	0	57:00.000	0	57:00.000	0	2:51:00.000	22 Laps
70	64 M. MONTEIRO / C. MONTEIRO / M. MONTEIRO	LOLA T298 BMW - 1979	0	57:00.000	0	57:00.000	0	57:00.000	0	2:51:00.000	22 Laps
71	69 . MR JOHN OF B / D. FERRER / S. AYARI	FERRARI 512 BB LM - 1979	0	57:00.000	0	57:00.000	0	57:00.000	0	2:51:00.000	22 Laps
72	73 L. KOLLY	LOLA T292 BMW - 1973	0	57:00.000	0	57:00.000	0	57:00.000	0	2:51:00.000	22 Laps
73	8 J. MERLIN	PORSCHE 935 K3 - 1977	0	57:00.000	0	57:00.000	0	57:00.000	0	2:51:00.000	22 Laps

Stewards:	Timekeeper:
-----------	-------------



Le Point



ARTCURIAL
// Motorcars



Clear Channel

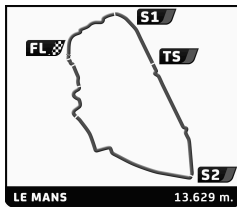


ALAIN FIGARET

NOSTALGIE



8-9-10 | 20 JUILLET | 16



PERFORMANCE INDEX PLATEAU 6

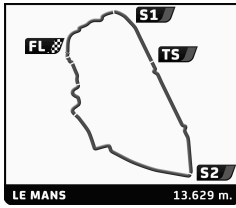
After Round 3

Final Combined Classification

Nr.	Drivers	Car	RACE 1	RACE 2	RACE 3	Index	Gap
1	30 P. SCEMAMA / L. FORT	SAUBER C5 BMW - 1976	51'29.757	24'03.518	1:01'15.582	2:1648.858	
2	68 M. ROOCK / U. ALZEN	PORSCHE 911 RSR 3L - 1975	51'09.634	24'44.321	1:01'15.910	2:1709.866	21.007
3	60 M. LECOURT / R. NARAC	PORSCHE 911 RSR 3L - 1974	51'06.715	24'42.097	1:02'24.592	2:1813.405	1'24.546
4	57 M. RICHARDSON	LOLA T290 - 1972	52'55.217	24'39.795	1:01'37.566	2:1912.520	2'23.661
5	46 L. MAXTED-PAGE / M. SUMPTER	PORSCHE 911 RSR 3L - 1974	53'35.363	25'58.321	1:03'06.953	2:2240.638	551.779
6	66 D. DENAT	PORSCHE 911 RSR 3L - 1974	52'58.283	24'35.962	1:05'11.115	2:2245.361	5'56.502
7	20 C. VAN RIET / K. CARTENIAN	PORSCHE 911 RS 3L - 1974	53'10.910	25'21.618	1:04'55.684	2:2328.214	6'39.355
8	2 C. TRABER / . PETER	BMW M1 Procar - 1979	53'03.440	25'40.060	1:07'44.529	2:2628.030	9'39.172
9	76 R. BÜSTT / D. FREEMAN	CHEVRON B31 BDG - 1975	54'49.033	25'42.939	1:06'47.276	2:2719.249	10'30.390
10	14 S. ORJUELA / J. ORJUELA	PORSCHE 911 RSR 3L - 1974	53'01.142	24'40.866	1:10'56.372	2:2838.382	11'49.523
11	36 S. MEYERS / M. de SIEBENTHAL	PORSCHE 935 - 1978	55'46.012	26'09.903	1:08'01.633	2:2957.549	13'08.690
12	78 U. SCHUMACHER / M. WERNER	PORSCHE 936 - 1982	55'58.416	25'59.692	1:08'26.665	2:3024.473	13'35.614
13	17 C. RUPP / P. PEAUGER	PORSCHE 911 RS 3L - 1974	55'51.519	28'34.710	1:07'38.581	2:3204.811	15'15.952
14	52 C. BARBOT	LOLA T280 DFV - 1972	54'33.415	35'51.333	1:02'18.870	2:3243.619	15'54.761
15	49 J. MASS / R. GEE / G. CALFO / J. PACE	PORSCHE 911 RSR 3L - 1974	58'12.885	26'37.463	1:08'24.660	2:3315.008	16'26.150
16	70 F. DA ROCHA	LOLA T298 BMW - 1979	58'31.842	26'50.748	1:08'34.163	2:3356.754	17'07.895
17	33 D. GUENAT	LOLA T286 - 1976	57'24.348	26'19.270	1:12'41.484	2:3625.102	19'36.244
18	72 R. CROFTON	DATSUN 240 Z - 1975	58'26.952	27'54.312	1:10'10.958	2:3632.223	19'43.365
19	54 H. HÜBNER	PORSCHE 911 RSR 3L - 1974	59'23.604	27'51.917	1:09'23.507	2:3639.029	19'50.170
20	39 B. EGGIMANN	CHEETAH G601 - 1976	1:05'22.781	26'28.190	1:07'54.307	2:3945.279	22'56.421
21	34 A. TERPINS	PORSCHE 911 RSR 3L - 1975	1:02'30.947	27'34.913	1:09'47.121	2:3952.982	23'04.123
22	35 G. PARGAMIN / E. PINSEAU	MOYNET LM 75 - 1975	1:02'26.118	26'51.230	1:11'27.415	2:4044.764	23'55.906
23	71 A. GADAL / A. GAHINET SEGOLEN / G. BLASCO	PORSCHE 911 RS 3L - 1974	56'57.685	30'47.487	1:13'42.737	2:4127.910	24'39.051
24	3 M. HINDERER / P. HINDERER	BMW M1 Procar - 1979	1:04'15.604	27'09.802	1:10'40.891	2:4206.298	25'17.439
25	61 B. PENLAE	CHEVRON B36 BMW - 1976	1:00'49.029	28'25.303	1:14'38.958	2:4353.290	27'04.432
26	19 C. BOURIEZ	FERRARI 512 BB LM - 1980	1:02'42.508	30'39.468	1:15'03.628	2:4825.606	31'36.747
27	65 A. PRILL / R. BARRIE	PORSCHE 911 RS 3L - 1974	56'50.383	30'25.728	1:22'03.243	2:4919.354	32'30.496
28	37 F. FERRODO / S. CRUBILE / E. COLLARD	PORSCHE 911 Turbo RSR 2.1L - 1974	1:16'57.000	25'38.042	1:07'03.870	2:4938.912	32'50.054
29	4 R. LIPS / A. MEIER	FERRARI 512 BB LM - 1980	1:03'37.400	29'48.480	1:16'22.795	2:4948.675	32'59.816
30	53 C. SCHWARTZ	DODGE Charger - 1974	1:02'47.272	29'48.414	1:17'35.652	2:5011.339	33'22.480
31	21 A. RITTWEGER / S. HANCOCK	FERRARI 512 BB LM - 1980	1:05'00.292	29'05.844	1:16'06.985	2:5013.123	33'24.264
32	42 N. DIETIENEN	PORSCHE 935 K3 - 1979	58'29.065	26'34.323	1:25'30.891	2:5033.388	33'44.529
33	48 A. LATHAM	BMW M1 - 1979	1:06'23.128	29'52.735	1:14'46.029	2:5101.894	34'13.035
34	7 P. NICOLET / G. LACROIX	LIGIER JS 2 - 1973	1:04'57.158	29'42.568	1:16'23.587	2:5103.314	34'14.455
35	26 L. ROSSIAUD / C. LE JEAN	CHEVRON B36 BMW - 1976	1:05'45.459	30'25.096	1:15'37.100	2:5147.655	34'58.797
36	32 T. SINCLAIR	LOLA T292 BDG - 1973	1:27'56.571	24'06.462	1:21'01.659	2:5306.693	36'15.834
37	31 D. TITFORD / T. REEVES	CHEVRON B31 BDG - 1975	1:00'35.756	26'27.223	1:31'50.000	2:5852.980	42'04.121
38	79 H. OSTMANN / H. SCHNEIDER	PORSCHE 2.8 L RSR - 1973	1:35'16.642	27'41.226	1:13'13.616	3:1611.486	59'22.627
39	23 P. CHASE-GARDENER / D. ALLEN	ASTON MARTIN DBS V8 - 1969	1:13'57.182	33'49.747	1:29'09.494	3:1656.423	1:00'07.564
40	24 J. PIQUET / A. TRINIANE	PORSCHE 930 Turbo - 1975	1:07'43.924	49'14.278	1:21'19.991	3:1818.194	1:01'29.335
41	38 E. MARIS	PORSCHE 935 - 1979	56'39.846	27'38.712	2:22'30.000	3:4648.558	1:29'59.699
42	9 J. RAGNOTTI / A. SERPAGGI	RENAULT ALPINE A443 - 1978	1:07'56.654	29'42.211	2:09'28.285	3:4707.152	1:30'18.293
43	22 I. SIMMONDS / J. CLARIDGE	LOLA T292 BDG - 1973	2:33'54.000	26'36.352	1:06'21.178	4:0651.530	1:50'02.671
44	12 L. CARON	CHEVRON B31 BDG - 1975	54'24.661	2:45'18.000	1:07'22.618	4:4705.280	2:30'16.422
45	18 L. LUCCHINI / C. PESCATORI	FERRARI 512 BB LM - 1979	6:04'48.000	59'33.382	1:24'48.161	8:2909.544	6:12'20.685
46	27 J. LEGRAS / J. DEBRIE	CHEVRON B21 BDG - 1972	10:15'36.000	26'18.852	1:07'39.505	11:4934.357	9:32'45.498
47	55 P. SINGER	PORSCHE 924 GTR - 1981	10:24'43.200	29'04.886	1:13'12.687	12:0700.774	9:50'11.915
48	29 P. LAFARGUE	LOLA T298 BMW - 1979	11:24'00.000	27'02.058	1:06'31.744	12:5733.802	10:40'44.943
49	80 W. ZWEIFLER / M. FÖVENEY	OSELLA PA6 - BMW - 1978	11:24'00.000	32'10.255	1:22'24.438	13:1834.693	11:01'45.835
50	5 M. DEVIS / M. O'CONNELL	RONDEAU M 378 DFV - 1978	11:46'48.000	27'05.835	1:10'03.122	13:2356.957	11:07'08.099
51	77 J. BELLETESTE / P. LIBENS	PORSCHE 911 RS 3L - 1974	1:01'02.803	29'43.521	1:15'58'12.000	13:2858.324	11:12'09.466
52	56 C. MAC ALLISTER	GULF Mirage - 1973	51'16.871	23'31.741	1:31'18.000	14:3248.612	12:15'59.754
53	11 F. MEINERS / A. CAFFI	LOLA T280 DFV -	53'20.309	24'03.997	1:31'18.000	14:3524.306	12:18'35.448
54	16 H. WERGINS / H. JANITS / U. ANDREE / J. HUBER	BMW 3.0 CSL - 1973	1:28'09.600	2:12'14.400	1:10'12.000	14:4136.000	12:24'47.141
55	67 G. RATTAZZI / E. PIRRO	LOLA T290 BDG - 1972	1:27'56.571	39'29.955	1:24'30.000	14:5656.527	12:40'07.668
56	1 H. PESCAROLO / J. BELTOISE	INALTERA - 1976	59'43.776	27'12.774	1:41'50.000	15:4156.550	13:25'07.691
57	62 D. FERRER / . MR JOHN OF B / S. AYARI	LANCIA Beta Gr. V - 1979	1:03'36.030	29'07.513	1:41'50.000	15:4743.544	13:30'54.685
58	43 R. GOTHE / S. HALL	GULF Mirage - 1974	10:38'24.000	24'12.110	6:39'00.000	17:4136.110	15:24'47.252
59	75 G. CERON	CHEVROLET Monza - 1976	1:02'00.976	1:57'48.000	14:43'30.000	17:4318.976	15:26'30.117
60	10 F. MEINERS / A. CAFFI	LANCIA Beta Gr. V -	58'06.097	2:51'00.000	14:15'00.000	18:0406.097	15:47'17.238
61	40 M. FRATTI / A. CABIANCA	PORSCHE 934 - 1976	53'22.216	4:58'40.800	12:26'42.000	18:1845.016	16:01'56.157
62	45 D. VON DER LIECK / J. MASS	DE TOMASO Pantera Gr. IV - 1971	3:11'31.200	4:47'16.800	11:58'12.000	19:5700.000	17:40'11.141
63	25 Y. SCEMAMA	TOJ SC 304 - 1976	54'55.909	5:42'00.000	14:15'00.000	20:5155.909	18:35'07.050
64	58 L. ROBERT / G. VAN LENNEP / C. RODDARO	PORSCHE 911 RSR 3L - 1974	4:47'16.800	4:47'16.800	11:58'12.000	21:3245.600	19:15'56.741



8-9-10 | 20 JUILLET | 16



PERFORMANCE INDEX PLATEAU 6

After Round 3

Final Combined Classification

Nr.	Drivers	Car	RACE 1	RACE 2	RACE 3	Index	Gap
65	59 H. LINDBERG	LOLA - DE CADENET T380 - DPV - 1975	3:32'48.000	5:19'12.000	13:18'00.000	22:10'00.000	19:53'11.141
66	51 A. BRADY	BMW 3.0 CSL - 1973	8:48'57.600	4:24'28.800	11:01'12.000	24:14'38.400	21:57'49.541
67	73 L. KOLLY	LOLA T292 BMW - 1973	10:15'36.000	5:07'48.000	12:49'30.000	28:12'54.000	25:56'05.141
68	6 P. SIRAGNA / M. WELTI	PORSCHE 924 GTR - 1981	11:01'12.000	5:30'36.000	13:46'30.000	30:18'18.000	28:01'29.141
69	64 M. MONTEIRO / C. MONTEIRO / M. MONTEIRO	LOLA T298 BMW - 1979	11:24'00.000	5:42'00.000	14:15'00.000	31:21'00.000	29:04'11.141
70	8 J. MERLIN	PORSCHE 935 K3 - 1977	11:24'00.000	5:42'00.000	14:15'00.000	31:21'00.000	29:04'11.141
71	44 D. MAC NEIL / P. WOMACK	PORSCHE 935 K3 - 1980	11:24'00.000	5:42'00.000	14:15'00.000	31:21'00.000	29:04'11.141
72	69 . MR JOHN OF B / D. FERRER / S. AYARI	FERRARI 512 BB LM - 1979	12:09'36.000	6:04'48.000	15:12'00.000	33:26'24.000	31:09'35.141
73	15 J. BRATKE VON BERGEN / O. LOUISODER	FERRARI 512 BB LM - 1978	12:09'36.000	6:04'48.000	15:12'00.000	33:26'24.000	31:09'35.141

Race Director:	Timekeeper:
----------------	-------------



Le Point



ARTCURIAL // Motorcars



Clear Channel



ALAIN FIGARET

NOSTALGIE