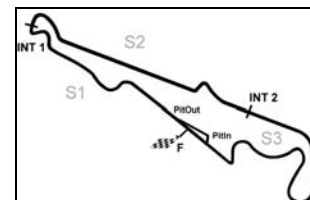


Paul Ricard HTTT, Length: 5842 m

FIA REGNR:GT1/4GT3-F.300610

Lamborghini Blancpain Super Trofeo



Results Free Practice

Pos	Nr	Team, Car, Driver, Nat	Fastest	Laps	Tsp(km/h)	Gap	Int	Avg(km/h)	Time
1	46	Black Bull Swiss Racing, Lamborghini Venturi Mirko , ITA Maino Tommaso , ITA	2:12.855	16	250,58			158,30	11:32:51
2	2	Automobili Lamborghini, Lamborghini Barthez Fabien , FRA Beltoise Anthony , FRA	2:12.904	11	248,28	0.049	0.049	158,24	11:39:23
3	69	Touringauto, Lamborghini Amos Eugenio , ITA	2:14.297	12	252,34	1.442	1.393	156,60	11:37:00
4	63	Autovitesse, Lamborghini Leimer Cedric , CHE Navarro Nicolas , FRA	2:14.347	16	250,00	1.492	0.050	156,54	11:54:01
5	22	MIK Corse, Lamborghini Babini Fabio , ITA von Thurn und Taxis Albert , DEU	2:14.744	14	247,14	1.889	0.397	156,08	11:51:08
6	77	Charouz-Gravity Racing, Lamborghini Urban Jan , CZE Janis Jarek , CZE	2:14.923	16	250,58	2.068	0.179	155,88	11:38:02
7	3	Bonaldi Motorsport, Lamborghini Bellini Ferruccio , ITA	2:15.921	14	248,85	3.066	0.998	154,73	11:59:45
8	1	Automobili Lamborghini, Lamborghini Wyss Peter , CHE Johansson Stefan , SWE	2:17.272	11	247,71	4.417	1.351	153,21	12:00:50
9	19	Autovitesse, Lamborghini Leimer Herve , CHE Laurent Jenny , CHE	2:18.913	14	250,00	6.058	1.641	151,40	11:56:37
10	23	Black Bull Swiss Racing, Lamborghini Invernizzi Andrea , ITA	2:20.438	16	247,14	7.583	1.525	149,75	11:40:32
11	99	Charouz-Gravity Racing, Lamborghini Charouz Petr , CZE Janis Erik , CZE	2:20.484	15	246,58	7.629	0.046	149,71	11:36:29
12	76	Blancpain Reiter Engineering, Lamborghini Pronk Nico , NLD	2:25.896	10	240,53	13.041	5.412	144,15	11:43:29
13	88	Charouz-Gravity Racing, Lamborghini Stovicek Jan , CZE	2:28.608	15	248,85	15.753	2.712	141,52	11:55:26

Results remain provisional until the outcome of the technical check and the decisions of the Stewards of the Meeting

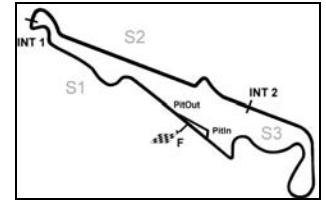
Publications Time:

- Race Director:

- Time Keeping:

Paul Ricard HTTT, Length: 5842 m

FIA REGNR:GT1/4GT3-F.300610



Lamborghini Blancpain Super Trofeo

Lap analysis: Free Practice

Lap	Time	SE1	SP1	SE2	SP2	SE3	SP3	TSP	Lap	Time	SE1	SP1	SE2	SP2	SE3	SP3	TSP
1 Peter Wyss, CHE/ Stefan Johansson, SWE									theoretical besttime: 2:16.755								
1	11:27.993	9:34.927	68	48.424	194	1:04.642	187	117	7	2:22.098	40.449	93	42.050	208	59.599		247
2	2:33.985	41.792	88	47.104	205	1:05.089		226	8	5:23.536	3:03.581	65	56.844	65	1:23.111	191	80
3	5:21.925	2:43.098	85	1:20.102	93	1:18.725	127	127	9	2:22.399	40.658	97	42.845	206	58.896	191	223
4	2:25.106	41.847	92	42.112	207	1:01.147		220	10	2:17.272	38.565	100	40.445	210	58.262	191	247
5	4:15.304	2:32.986	89	42.203	206	1:00.115	190	125	11	2:18.597	38.048	101	41.019	205	59.530		248
6	2:20.910	40.104	90	41.502	207	59.304	192	245									

2 Fabien Barthez, FRA/ Anthony Beltoise, FRA									theoretical besttime: 2:12.063								
1	10:14.191	8:32.716	95	42.662	208	58.813	192	117	7	5:38.698	3:29.943	87	42.855	205	1:25.900	191	101
2	2:17.022	38.071	99	40.665	208	58.286		247	8	2:25.501	39.974	92	44.059	205	1:01.468	187	236
3	4:38.964	2:59.695	90	40.598	207	58.671	192	125	9	2:21.227	40.113	91	41.859	207	59.255	191	231
4	2:12.904	38.027	97	37.174	215	57.703	192	248	10	2:21.653	38.930	95	41.162	206	1:01.561		245
5	2:15.377	38.252	99	39.949	209	57.176	192	246	11	4:47.308	2:58.707	91	43.660	204	1:04.941		114
6	2:15.787	37.713	100	40.595	209	57.479		248									

3 Ferruccio Bellini, ITA/ ,									theoretical besttime: 2:15.699								
1	3:21.403	1:18.419	78	53.198	155	1:09.786	184	71	8	2:22.490	38.344	99	40.779	210	1:03.367		249
2	2:25.234	42.011	89	43.337	208	59.886	190	195	9	10:47.511	8:44.175	79	50.896	165	1:12.440	192	104
3	2:22.855	39.561	95	42.393	210	1:00.901	192	244	10	2:19.679	39.626	98	41.961	210	58.092	192	239
4	2:20.863	39.282	97	42.337	211	59.244	192	248	11	2:16.328	38.241	98	40.489	211	57.598	191	247
5	2:18.341	38.850	97	41.103	211	58.388	193	247	12	2:16.158	38.066	97	40.948	211	57.144	193	248
6	2:19.798	38.248	98	42.462	209	59.088	193	249	13	2:15.921	38.077	100	40.500	212	57.344	191	247
7	2:17.995	38.590	97	41.175	211	58.230	193	247	14	3:00.475	48.754	80	52.728	168	1:18.993		215

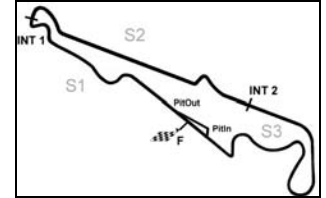
19 Herve Leimer, CHE/ Jenny Laurent, CHE									theoretical besttime: 2:17.669								
1	3:33.398	1:07.850	78	1:14.416	160	1:11.132	173	82	8	2:30.278	41.611	92	43.608	211	1:05.059	190	246
2	2:29.624	43.538	86	43.497	207	1:02.589	191	185	9	2:30.319	41.668	98	43.114	211	1:05.537	191	236
3	2:23.822	41.804	95	42.325	205	59.693	192	207	10	2:32.823	42.874	91	45.333	208	1:04.616		219
4	2:20.630	39.207	99	41.533	207	59.890	191	248	11	3:57.692	2:16.576	95	41.641	209	59.475	192	137
5	2:22.425	38.647	96	41.206	207	1:02.572		248	12	2:19.990	39.457	95	41.143	209	59.390	190	249
6	4:45.198	2:53.643	89	44.652	209	1:06.903	191	143	13	2:18.913	38.733	94	41.321	209	58.859	192	249
7	2:31.782	42.629	93	44.444	210	1:04.709	190	233	14	2:19.042	38.260	100	40.550	208	1:00.232		250

22 Fabio Babini, ITA/ Albert von Thurn und Taxis, DEU									theoretical besttime: 2:14.573								
1	3:09.399	1:19.535	80	46.988	193	1:02.876	190	115	8	5:18.543	3:35.732	96	43.408	205	59.403	193	86
2	2:20.617	39.658	93	41.726	208	59.233	192	242	9	2:15.351	37.766	97	40.357	208	57.228	192	246
3	2:17.756	38.503	98	40.981	208	58.272	192	245	10	2:15.174	37.915	98	40.092	209	57.167	193	247
4	2:15.775	37.770	97	40.587	209	57.418	192	246	11	2:14.980	37.555	97	40.028	208	57.397	192	247
5	2:15.906	37.937	100	40.431	209	57.538	190	243	12	2:14.744	37.470	96	40.142	209	57.132	192	244
6	2:15.207	37.611	99	40.165	210	57.431	193	245	13	2:14.803	37.642	97	39.971	208	57.190	193	245
7	2:14.763	37.709	102	40.221	208	56.833		247	14	2:19.878	37.633	97	40.900	208	1:01.345		247

23 Andrea Invernizzi, ITA/ ,									theoretical besttime: 2:20.345								
1	3:37.671	1:40.071	73	50.777	189	1:06.823	190	102	9	2:28.552	40.403	93	44.479	203	1:03.670		246
2	2:29.803	43.912	87	43.297	205	1:02.594	189	182	10	4:45.482	2:59.804	87	44.559	203	1:01.119	188	120
3	2:32.202	40.737	91	45.659	205	1:05.806	182	227	11	2:27.605	41.588	84	44.581	205	1:01.436	191	244
4	2:23.068	40.698	93	42.152	206	1:00.218	192	237	12	2:22.079	39.955	88	41.326	203	1:00.798	188	245
5	2:21.294	39.799	93	41.437	204	1:00.058	189	245	13	2:22.147	40.726	95	41.331	207	1:00.090	192	244
6	2:24.797	40.372	90	42.489	205	1:01.936	190	247	14	2:21.545	39.817	83	41.621	204	1:00.107	190	247
7	2:22.300	39.987	83	41.506	206	1:00.807	190	245	15	2:21.542	39.709	93	41.823	206	1:00.010	190	245
8	2:20.438	39.240	91	41.095	207	1:00.103	186	246	16	3:01.676	48.488	69	52.456	181	1:20.732		170

Paul Ricard HTTT, Length: 5842 m

FIA REGNR:GT1/4GT3-F.300610



Lamborghini Blancpain Super Trofeo

Lap analysis: Free Practice

Lap	Time	SE1	SP1	SE2	SP2	SE3	SP3	TSP	Lap	Time	SE1	SP1	SE2	SP2	SE3	SP3	TSP
46	Mirko Venturi, ITA/ Tommaso Maino, ITA								theoretical besttime: 2:12.855								
1	3:22.941	1:25.260	83	48.244	196	1:09.437	185	125	9	2:16.863	38.246	103	40.096	206	58.521	191	246
2	2:42.966	41.171	92	44.997	207	1:16.798	191	194	10	2:17.114	38.359	100	40.261	209	58.494	191	248
3	2:18.103	39.260	97	41.399	207	57.444	195	248	11	2:16.879	38.295	101	39.980	210	58.604	193	248
4	2:13.786	37.297	96	39.752	210	56.737	191	249	12	2:17.241	38.661	97	40.017	208	58.563	193	246
5	2:12.855	36.847	100	39.464	210	56.544	193	250	13	2:30.299	40.907	85	46.903	165	1:02.489	191	248
6	2:28.499	37.061	98	41.036	160	1:10.402		249	14	2:16.138	38.066	101	39.989	210	58.083	193	249
7	6:27.512	4:45.213	91	42.755	204	59.544	190	64	15	2:17.327	38.502	101	39.989	208	58.836	194	251
8	2:18.420	39.250	101	40.432	208	58.738	191	247	16	2:48.959	51.329	86	49.091	173	1:08.539		250

63	Cedric Leimer, CHE/ Nicolas Navarro, FRA								theoretical besttime: 2:14.277								
1	3:15.614	59.019	88	1:01.804	123	1:14.791	190	88	9	2:18.809	38.802	94	40.581	209	59.426	193	247
2	2:20.147	40.038	99	41.762	209	58.347	191	218	10	2:32.983	43.011	88	46.288	201	1:03.684		236
3	2:17.559	38.608	99	40.764	209	58.187	191	249	11	3:40.320	1:59.318	97	41.514	211	59.488	193	93
4	2:15.455	38.158	100	40.288	211	57.009	193	249	12	2:15.676	37.934	102	39.988	211	57.754	192	249
5	2:15.041	37.613	102	40.446	211	56.982		250	13	2:14.347	37.683	100	39.774	211	56.890	194	249
6	3:55.798	2:11.832	94	42.071	207	1:01.895	192	147	14	2:16.376	37.827	102	40.146	212	58.403		249
7	2:20.189	39.248	96	40.579	208	1:00.362	193	248	15	3:31.249	1:51.135	98	40.672	211	59.442	191	113
8	2:19.312	38.484	99	41.045	208	59.783	190	249	16	2:59.545	49.459	85	54.316	177	1:15.770		245

69	Eugenio Amos, ITA/ ,								theoretical besttime: 2:13.572								
1	3:19.939	1:22.159	85	49.937	208	1:07.843	193	118	7	2:14.297	37.340	102	39.735	212	57.222	194	251
2	2:20.581	39.456	100	41.733	211	59.392	195	245	8	2:24.437	46.069	102	40.117	214	58.251		251
3	2:16.185	37.875	102	40.203	213	58.107	195	249	9	10:57.429	9:02.487	79	50.179	196	1:04.763	194	119
4	2:14.629	37.444	97	40.119	212	57.066	196	251	10	2:14.832	37.882	100	40.323	211	56.627	195	249
5	2:18.294	37.210	97	41.031	205	1:00.053	195	252	11	2:14.646	37.786	102	39.862	212	56.998	194	250
6	2:15.666	37.608	102	40.147	213	57.911	195	250	12	2:20.188	39.362	99	41.550	179	59.276		251

76	Nico Pronk, NLD/ ,								theoretical besttime: 2:23.888								
1	2:47.391	56.796	82	45.582	199	1:05.013		88	7	2:25.896	40.258	94	43.790	200	1:01.848	185	241
2	7:05.665	5:17.930	80	45.103	201	1:02.632		127	8	2:25.911	40.079	92	42.965	201	1:02.867		240
3	3:47.794	2:00.224	89	43.950	200	1:03.620	178	128	9	3:43.093	1:49.564	91	47.641	172	1:05.888		137
4	2:27.339	40.589	83	43.589	201	1:03.161	185	234	10	8:47.093	7:01.752	94	43.223	203	1:02.118	186	127
5	2:28.237	40.638	92	44.604	199	1:02.995	183	238	11		39.439	95	42.601	202			241
6	2:26.644	40.545	93	43.942	199	1:02.157	185	239									

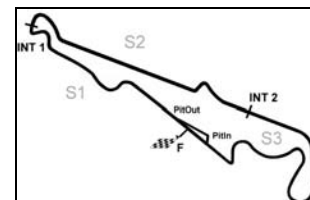
77	Jan Urban, CZE/ Jarek Janis, CZE								theoretical besttime: 2:14.264								
1	2:45.028	1:00.251	91	44.438	207	1:00.339	191	100	9	4:41.107	2:45.770	83	47.802	204	1:07.535	189	136
2	2:18.512	38.637	99	41.103	211	58.772		247	10	2:29.215	42.358	96	44.500	208	1:02.357	192	220
3	3:57.432	1:55.094	96	59.524	117	1:02.814	191	93	11	2:24.116	40.737	99	42.497	209	1:00.882	191	245
4	2:14.992	37.662	98	40.033	211	57.297	191	248	12	2:22.154	39.427	99	41.959	208	1:00.768	191	249
5	2:15.380	37.926	99	40.376	211	57.078	193	250	13	2:22.025	39.217	95	41.755	208	1:01.053	194	248
6	2:15.644	37.494	97	39.847	211	58.303	193	249	14	2:20.366	39.044	100	41.600	210	59.722	194	251
7	2:14.923	37.652	98	40.189	209	57.082	193	246	15	2:19.987	39.010	102	41.176	210	59.801	194	249
8	2:17.726	37.339	94	41.039	212	59.348		250	16	2:46.916	45.916	93	46.538	208	1:14.462		187

88	Jan Stovicek, CZE/ ,								theoretical besttime: 2:27.724								
1	3:20.922	1:10.509	78	56.718	166	1:13.695	173	78	9	2:30.599	41.698	91	43.878	200	1:05.023	190	244
2	2:41.775	44.810	90	47.001	202	1:09.964	190	206	10	2:31.770	42.137	92	43.705	207	1:05.928	190	246
3	2:41.005	44.353	90	46.266	196	1:10.386		195	11	2:30.267	41.842	90	43.470	209	1:04.955	190	248
4	3:53.813	2:00.071	92	45.308	202	1:08.434	183	132	12	2:29.039	41.279	89	43.399	207	1:04.361	191	248
5	2:40.436	43.958	87	47.643	180	1:08.835	189	223	13	2:28.608	41.709	92	42.625	209	1:04.274	190	230
6	2:36.075	43.589	88	44.865	203	1:07.621	188	224	14	2:28.641	40.872	94	42.578	209	1:05.191	185	249
7	2:31.664	41.835	89	44.077	205	1:05.752	190	244	15	2:38.700	44.367	96	45.315	205	1:09.018		242
8	2:30.429	41.918	90	43.800	207	1:04.711	190	241									

Paul Ricard HTTT, Length: 5842 m

FIA REGNR:GT1/4GT3-F.300610

Lamborghini Blancpain Super Trofeo



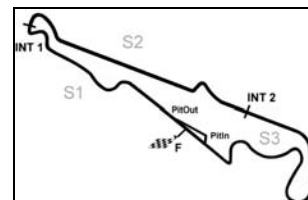
Lap analysis: Free Practice

Lap	Time	SE1	SP1	SE2	SP2	SE3	SP3	TSP	Lap	Time	SE1	SP1	SE2	SP2	SE3	SP3	TSP
99	Petr Charouz, CZE/ Erik Janis, CZE								theoretical besttime: 2:19.551								
1	2:58.047	1:04.771	87	48.684	187	1:04.592		65	9	2:19.574	39.221	94	41.667	193	58.686		227
2	2:29.848	43.369	94	44.350	189	1:02.129	175	205	10	4:45.953	2:53.322	88	45.258	206	1:07.373		120
3	2:24.954	42.250	94	42.715	192	59.989		226	11	3:31.268	1:42.137	93	43.642	209	1:05.489	189	141
4	3:53.830	2:10.464	91	43.257	191	1:00.109	174	119	12	2:27.895	41.678	91	42.726	208	1:03.491	189	229
5	2:21.564	40.200	95	41.987	193	59.377	176	225	13	2:26.637	40.756	90	42.383	208	1:03.498	191	241
6	2:20.484	39.310	96	41.942	191	59.232	176	228	14	2:23.735	40.205	92	42.279	209	1:01.251	190	247
7	2:20.587	39.579	92	42.238	193	58.770	177	227	15	2:39.903	43.359	89	44.429	205	1:12.115		208
8	2:20.525	39.114	89	42.217	194	59.194	175	228									

Paul Ricard HTTT, Length: 5842 m

FIA REGNR:GT1/4GT3-F.300610

Lamborghini Blancpain Super Trofeo



Results Qualifying

Pos	Nr	Team, Car, Driver, Nat	Fastest	Laps	Tsp(km/h)	Gap	Int	Avg(km/h)	Time
1	77	Charouz-Gravity Racing, Lamborghini Gallardo Urban Jan , CZE Janis Jarek , CZE	2:12.316	11	250,00			158,95	16:49:51
2	46	Black Bull Swiss Racing, Lamborghini Gallardo Venturi Mirko , ITA Maino Tommaso , ITA	2:12.500	8	249,42	0.184	0.184	158,73	16:50:24
3	22	MIK Corse, Lamborghini Gallardo Babini Fabio , ITA von Thurn und Taxis Albert , DEU	2:12.631	9	247,14	0.315	0.131	158,57	16:41:37
4	99	Charouz-Gravity Racing, Lamborghini Gallardo Charouz Petr , CZE Janis Erik , CZE	2:12.890	10	248,85	0.574	0.259	158,26	16:52:07
5	69	Touringauto, Lamborghini Gallardo Amos Eugenio , ITA	<u>2:12.891</u>	10	252,93	0.575	0.001	158,26	17:01:46
6	63	Autovitesse, Lamborghini Gallardo Leimer Cedric , CHE Navarro Nicolas , FRA	2:13.361	11	250,58	1.045	0.470	157,70	16:38:10
7	2	Automobili Lamborghini, Lamborghini Gallardo Barthez Fabien , FRA Beltoise Anthony , FRA	<u>2:13.481</u>	10	248,85	1.165	0.120	157,56	16:44:30
8	1	Automobili Lamborghini, Lamborghini Gallardo Wyss Peter , CHE Johansson Stefan , SWE	2:14.496	10	248,28	2.180	1.015	156,37	17:01:24
9	3	Bonaldi Motorsport, Lamborghini Gallardo Bellini Ferruccio , ITA	<u>2:14.992</u>	9	248,28	2.676	0.496	155,80	17:01:12
10	19	Autovitesse, Lamborghini Gallardo Leimer Herve , CHE Laurent Jenny , CHE	<u>2:17.716</u>	11	251,16	5.400	2.724	152,71	16:53:58
11	23	Black Bull Swiss Racing, Lamborghini Gallardo Invernizzi Andrea , ITA	<u>2:19.525</u>	4	246,01	7.209	1.809	150,73	16:47:10
12	76	Blancpain Reiter Engineering, Lamborghini Gallardo Pronk Nico , NLD	<u>2:20.624</u>	10	248,28	8.308	1.099	149,56	17:01:04
13	88	Charouz-Gravity Racing, Lamborghini Gallardo Stovicek Jan , CZE	2:25.862	11	248,85	13.546	5.238	144,19	17:00:31

Results remain provisional until the outcome of the technical check and the decisions of the Stewards of the Meeting

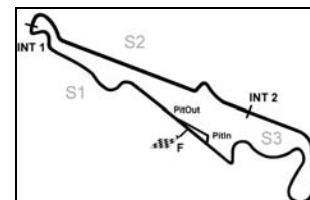
Publications Time:

- Race Director:

- Time Keeping:

Paul Ricard HTTT, Length: 5842 m

FIA REGNR:GT1/4GT3-F.300610



Lamborghini Blancpain Super Trofeo

Lap analysis: Qualifying

Lap	Time	SE1	SP1	SE2	SP2	SE3	SP3	TSP	Lap	Time	SE1	SP1	SE2	SP2	SE3	SP3	TSP
1 Peter Wyss, CHE/ Stefan Johansson, SWE									theoretical besttime: 2:14.468								
1	2:53.368	54.765	81	51.371	195	1:07.232	189	120	7	4:41.157	3:01.220	101	41.649	209	58.288	193	98
2	2:31.377	42.692	97	44.161	207	1:04.524		218	8	2:16.071	37.946	101	40.275	207	57.850	192	248
3	4:01.477	2:16.505	88	43.311	207	1:01.661	191	142	9	2:15.407	37.578	102	40.010	208	57.819	193	247
4	2:22.847	40.647	97	41.284	209	1:00.916	192	245	10	2:15.148	37.771	102	39.937	208	57.440	193	248
5	2:21.373	40.576	86	41.261	209	59.536	191	246	11	2:14.496	37.606	99	39.590	211	57.300	193	248
6	2:31.543	42.503	86	44.593	202	1:04.447		199	12		42.281	94	41.229	209			248

2 Fabien Barthez, FRA/ Anthony Beltoise, FRA									theoretical besttime: 2:13.151								
1	3:02.822	1:16.501	92	44.261	208	1:02.060	191	125	7	4:52.888	3:12.270	90	41.203	207	59.415	190	126
2	2:18.757	40.024	93	40.381	209	58.352		244	8	2:19.599	39.907	91	41.167	204	58.525	190	244
3	3:40.864	2:03.975	97	39.686	207	57.203	191	144	9	2:17.842	38.798	91	40.643	207	58.401	190	247
4	2:14.147	37.387	102	39.992	207	56.768	191	248	10	2:18.061	38.781	94	40.539	206	58.741	192	246
5	2:13.481	37.127	98	39.789	207	56.565	192	247	11	2:18.480	38.784	92	41.296	207	58.400	191	249
6	2:13.600	37.596	99	39.459	200	56.545		248	12		40.241	88					247

3 Ferruccio Bellini, ITA/ ,									theoretical besttime: 2:14.992								
1	3:12.346	1:08.356	75	52.708	178	1:11.282	192	57	6	2:16.197	38.034	101	40.383	211	57.780	192	247
2	2:17.861	38.773	96	41.010	208	58.078	192	247	7	2:35.308	42.731	83	45.774	188	1:06.803		247
3	2:16.866	38.221	102	40.678	209	57.967	194	248	8	8:27.843	6:38.733	78	47.831	189	1:01.279	192	130
4	2:15.924	37.816	98	40.481	208	57.627	192	247	9	2:17.574	38.488	96	41.540	209	57.546	193	246
5	2:16.831	38.152	100	40.595	210	58.084	192	247	10	2:14.992	37.586	96	40.154	211	57.252	193	247

19 Herve Leimer, CHE/ Jenny Laurent, CHE									theoretical besttime: 2:16.738								
1	3:02.284	1:04.971	92	48.556	197	1:08.757	192	88	7	3:32.452	1:51.906	98	40.943	208	59.603	191	140
2	2:25.806	42.078	97	42.455	209	1:01.273	192	244	8	2:18.429	38.726	103	40.987	210	58.716	190	248
3	2:20.180	39.343	95	40.872	211	59.965	193	249	9	2:17.716	38.324	99	40.854	210	58.538	193	249
4	2:18.273	38.548	98	40.261	211	59.464	192	251	10	2:17.720	39.306	103	40.129	210	58.285	192	243
5	2:20.774	39.987	80	41.376	211	59.411	193	251	11	2:17.882	38.711	100	40.289	206	58.882	191	249
6	2:21.721	40.041	96	41.689	211	59.991		249	12	2:35.450	38.577	97	43.945	160	1:12.928		249

22 Fabio Babini, ITA/ Albert von Thurn und Taxis, DEU									theoretical besttime: 2:12.398								
1	3:58.012	2:11.345	94	46.398	187	1:00.269	192	126	6	9:17.009	7:25.211	71	46.354	170	1:05.444	192	124
2	2:13.231	37.127	99	39.678	207	56.426	192	245	7	2:17.815	39.108	100	41.267	207	57.440	193	244
3	2:12.771	37.023	98	39.581	208	56.167	192	245	8	2:14.380	37.484	102	40.020	208	56.876	192	245
4	2:12.631	36.677	100	39.554	208	56.400	192	247	9	2:13.827	37.330	103	39.693	210	56.804	194	245
5	2:21.193	40.767	93	41.836	201	58.590		245	10	2:13.590	37.031	102	39.728	210	56.831	193	247

23 Andrea Invernizzi, ITA/ ,									theoretical besttime: 2:19.525								
1	11:29.538	9:28.282	81	55.410	189	1:05.846	185	108	4	2:38.129	45.358	87	46.391	198	1:06.380		213
2	2:20.977	39.231	76	42.159	205	59.587	189	242	5	11:23.869	9:13.041	56	53.234	110	1:17.594		66
3	2:19.525	38.884	90	41.295	206	59.346	190	246									

46 Mirko Venturi, ITA/ Tommaso Maino, ITA									theoretical besttime: 2:12.173								
1	12:46.130	10:58.904	92	46.605	208	1:00.621	193	119	6	2:16.596	38.422	95	40.309	209	57.865		229
2	2:12.767	37.400	100	39.189	211	56.178	193	248	7	3:43.505	2:02.604	98	42.489	211	58.412	193	109
3	2:12.734	37.045	98	39.397	211	56.292	194	248	8	2:18.364	38.530	98	40.987	211	58.847	194	249
4	2:12.500	37.029	98	39.262	211	56.209	191	249	9	2:43.271	43.682	83	52.294	172	1:07.295		241
5	2:12.593	36.806	99	39.282	210	56.505	194	249									

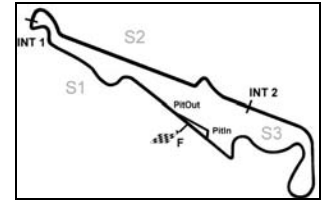
63 Cedric Leimer, CHE/ Nicolas Navarro, FRA									theoretical besttime: 2:11.668								
1	2:42.474	55.775	97	47.794	194	58.905	195	58	7	2:23.839	35.752	99	45.410	203	1:02.677	193	249
2	2:14.148	37.634	102	40.077	211	56.437	194	249	8	2:15.450	38.307	100	39.914	210	57.229	194	248
3	2:13.361	37.307	102	39.610	211	56.444	194	251	9	2:14.807	37.707	102	39.612	206	57.488	194	249
4	2:13.282	37.336	98	39.708	212	56.238		251	10	2:29.743	39.640	93	47.173	196	1:02.930	193	250
5	5:09.941	3:27.913	93	42.262	208	59.766	195	99	11	2:15.550	38.193	99	39.627	211	57.730	195	248
6	2:16.012	38.233	98	39.943	211	57.836	194	248	12	2:14.455	37.572	100		211	57.404	193	249

Paul Ricard HTTT, Length: 5842 m

FIA REGNR:GT1/4GT3-F.300610

Lamborghini Blancpain Super Trofeo

Lap analysis: Qualifying



Lap	Time	SE1	SP1	SE2	SP2	SE3	SP3	TSP	Lap	Time	SE1	SP1	SE2	SP2	SE3	SP3	TSP
-----	------	-----	-----	-----	-----	-----	-----	-----	-----	------	-----	-----	-----	-----	-----	-----	-----

69 Eugenio Amos, ITA/ ,

theoretical besttime: 2:12.628

1	3:18.459	1:10.729	88	54.296	208	1:13.434	193	77	7	2:15.943	38.681	88	40.464	212	56.798	253	
2	2:17.679	38.385	100	41.060	210	58.234	195	250	8	7:13.200	5:29.728	95	43.135	208	1:00.337	195	132
3	2:18.102	39.763	98	40.904	211	57.435	193	251	9	2:14.219	37.831	102	39.680	211	56.708	194	248
4	2:13.948	37.456	101	39.724	211	56.768	195	250	10	2:12.997	37.435	104	39.235	213	56.327	193	251
5	2:15.700	38.326	97	40.260	211	57.114	196	252	11	2:12.891	37.066	103	39.243	211	56.582	196	249
6	2:13.477	37.077	103	39.690	213	56.710	196	252	12		42.660	75	46.976	201			199

76 Nico Pronk, NLD/ ,

theoretical besttime: 2:19.752

1	2:52.892	53.966	75	50.653	169	1:08.273	182	119	7	2:20.923	39.288	97	41.504	208	1:00.131	192	248
2	2:23.916	40.085	91	43.513	207	1:00.318	187	244	8	2:22.620	39.773	96	42.262	207	1:00.585		246
3	2:21.590	39.253	94	42.103	205	1:00.234	190	246	9	4:55.282	3:12.361	96	42.382	206	1:00.539	192	145
4	2:21.585	39.124	96	41.973	207	1:00.488	189	247	10	2:20.965	39.560	97	41.530	207	59.875	192	247
5	2:25.205	38.936	97	44.468	208	1:01.801		245	11	2:20.624	38.787	99	41.090	208	1:00.747	189	248
6	3:18.353	1:36.324	92	41.793	206	1:00.236	190	137	12		41.130	88	49.178	170			244

77 Jan Urban, CZE/ Jarek Janis, CZE

theoretical besttime: 2:12.301

1	2:50.700	1:01.265	90	43.201	211	1:06.234	194	75	7	2:12.316	36.903	101	39.155	211	56.258	193	250
2	2:13.205	37.212	102	39.532	211	56.461	194	250	8	2:16.330	38.242	95	42.920	211	55.168		247
3	2:12.985	37.127	102	39.477	211	56.381	194	250	9	3:45.103	2:04.909	101	41.093	208	59.101	193	140
4	2:12.377	36.989	100	39.571	210	55.817		249	10	2:18.961	39.124	104	40.682	209	59.155	192	249
5	4:54.423	3:05.207	98	51.721	209	57.495	194	139	11	2:20.123	38.981	98	40.465	201	1:00.677	192	249
6	2:14.804	36.888	101	39.421	211	58.495	195	250	12	2:32.525	51.343	91	41.195	211	59.987	191	249

88 Jan Stovicek, CZE/ ,

theoretical besttime: 2:25.643

1	3:01.554	1:02.430	85	49.071	193	1:10.053	192	89	7	4:14.169	2:26.003	92	43.494	206	1:04.672	192	123
2	2:32.870	42.151	89	45.739	207	1:04.980	192	242	8	2:27.997	40.957	97	43.341	209	1:03.699	192	247
3	2:29.126	41.120	94	43.848	208	1:04.158	190	248	9	2:26.948	40.647	92	43.727	209	1:02.574	193	249
4	2:28.422	41.052	90	42.742	208	1:04.628	191	247	10	2:26.567	41.089	96	42.715	208	1:02.763	194	238
5	2:28.491	41.151	97	42.941	209	1:04.399	193	245	11	2:25.862	40.808	97	42.422	209	1:02.632	193	247
6	2:29.028	41.029	97	43.311	207	1:04.688		248	12	2:35.653	45.145	97	44.993	186	1:05.515	186	179

99 Petr Charouz, CZE/ Erik Janis, CZE

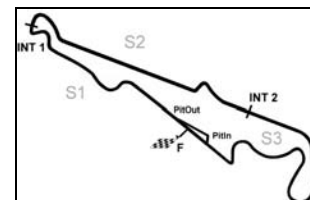
theoretical besttime: 2:12.890

1	2:46.809	57.755	85	46.663	199	1:02.391	191	74	7	2:12.890	36.894	94	39.510	212	56.486	193	247
2	2:15.087	37.950	98	40.075	208	57.062	191	245	8	2:17.796	38.106	97	41.067	209	58.623		249
3	2:15.693	37.406	95	40.216	207	58.071	194	249	9	3:45.091	1:56.777	97	42.584	208	1:05.730	192	103
4	2:13.871	37.484	99	39.646	210	56.741	192	247	10	2:22.886	39.421	95	40.555	211	1:02.910	191	247
5	2:16.082	37.737	101	40.490	211	57.855		248	11	2:21.346	40.692	97	41.236	209	59.418	192	202
6	7:06.302	5:30.172	97	39.620	212	56.510	193	128	12		44.288	89					214

Paul Ricard HTTT, Length: 5842 m

FIA REGNR:GT1/4GT3-F.300610

Lamborghini Blancpain Super Trofeo



Results Race 1 Amended

started : 13 classified : 13 not classified : 0

Pos	Nr	Team, Car, Driver, Nat	Laps	Time	Gap	Int	Avg(km/h)	Fastest	In Lap
1	22	MIK Corse, Lamborghini Gallardo Babini Fabio , ITA von Thurn und Taxis Albert , DEU	17	42:11.449			149,54	2:14.079	5
2	46	Black Bull Swiss Racing, Lamborghini Gallardo Venturi Mirko , ITA Maino Tommaso , ITA	17	42:15.241	3.792	3.792	149,32	2:14.267	16
3	63	Autovitesses Garage R. Affolter Suisse, Lamborghini Gallardo Leimer Cedric , CHE Navarro Nicolas , FRA	17	42:39.944	28.495	24.703	147,88	2:14.412	12
4	3	Bonaldi Motorsport, Lamborghini Gallardo Bellini Ferruccio , ITA	17	42:56.575	45.126	16.631	146,92	2:16.434	13
5	99	Charouz-Gravity Racing, Lamborghini Gallardo Charouz Petr , CZE Janis Erik , CZE	17	42:59.830	48.381	3.255	146,74	2:14.652	12
6	1	Automobili Lamborghini, Lamborghini Gallardo Wyss Peter , CHE Johansson Stefan , SWE	17	43:12.600	1:01.151	12.770	146,02	2:15.759	15
7	77	Charouz-Gravity Racing, Lamborghini Gallardo Urban Jan , CZE Janis Jarek , CZE	17	43:17.391	1:05.942	4.791	145,75	2:15.595	11
8	69	Touringauto, Lamborghini Gallardo Amos Eugenio , ITA	17	43:35.984	1:24.535	18.593	144,71	2:14.998	7
9	2	Automobili Lamborghini, Lamborghini Gallardo Barthez Fabien , FRA Beltoise Anthony , FRA	17	43:41.849	1:30.400	5.865	144,39	2:14.866	10
10	19	Autovitesses Garage R. Affolter Suisse, Lamborghini Gallardo Leimer Herve , CHE Laurent Jenny , CHE	17	43:43.527	1:32.078	1.678	144,29	2:17.240	7
11	23	Black Bull Swiss Racing, Lamborghini Gallardo Invernizzi Andrea , ITA	17	44:13.035	2:01.586	29.508	142,69	2:19.946	14
12	76	Blancpain Reiter Engineering, Lamborghini Gallardo Pronk Nico , NLD	17	44:24.605	2:13.156	11.570	142,07	2:21.341	10
13	88	Charouz-Gravity Racing, Lamborghini Gallardo Stovicek Jan , CZE	16	43:04.638	1 LAP	1 LAP	138,33	2:23.048	3

Fastest Lap: 22 Babini 2:14.079 = 156,86 km/h in LAP 5

Subject to final scrutineering!

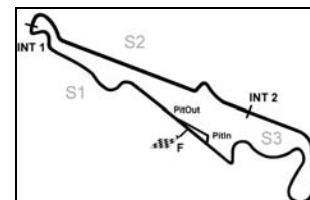
Publications Time:

- Race Director:

- Time Keeping:

Paul Ricard HTTT, Length: 5842 m

FIA REGNR:GT1/4GT3-F.300610



Lamborghini Blancpain Super Trofeo

Lap analysis: Race 1

Lap	Time	SE1	SP1	SE2	SP2	SE3	SP3	TSP	Lap	Time	SE1	SP1	SE2	SP2	SE3	SP3	TSP
1 Peter Wyss, CHE/ Stefan Johansson, SWE									theoretical besttime: 2:15.633								
1	2:39.261	47.750	94	41.292	205	1:10.219	189	235	10	2:16.393	37.956	100	40.439	211	57.998		251
2	2:21.682	40.561	90	41.286	208	59.835	191	247	11	2:17.077	39.108	99	40.302	211	57.667	194	250
3	2:18.766	39.166	94	40.481	210	59.119	193	248	12	2:17.097	38.453	100	40.332	211	58.312	185	248
4	2:18.584	38.551	94	40.904	208	59.129	192	249	13	2:17.063	38.757	101	40.139	209	58.167	195	246
5	2:20.113	38.859	98	41.237	210	1:00.017	192	248	14	2:16.436	38.266	101	40.239	211	57.931	196	249
6	2:19.932	39.334	96	40.792	211	59.806	193	249	15	2:15.759	37.945	101	40.021	211	57.793	195	249
7	2:18.637	38.887	93	40.995	211	58.755		250	16	2:16.408	38.188	102	40.112	211	58.108	196	250
8	3:47.424	2:07.906	98	41.105	208	58.413	194	130	17	2:16.864	38.185	101	40.246	210	58.433	194	250
9	2:17.877	39.510	97	40.453	212	57.914	195	247	18	2:17.227	38.379	100	40.154	211	58.694	196	249

2 Fabien Barthez, FRA/ Anthony Beltoise, FRA									theoretical besttime: 2:14.630								
1	2:28.854	47.386	93	42.293	203	59.175	187	236	10	2:14.866	37.500	95	40.004	209	57.362	193	249
2	2:18.793	38.822	91	41.286	205	58.685	190	245	11	3:07.071	1:29.165	95	40.456	207	57.450	192	248
3	2:18.739	38.493	92	41.169	205	59.077	191	244	12	2:15.503	37.806	96	40.146	203	57.551	194	248
4	2:17.870	38.741	91	40.617	208	58.512	193	248	13	2:17.458	38.698	96	40.773	207	57.987	195	250
5	2:21.599	38.955	92	43.328	201	59.316	193	249	14	2:15.616	38.042	96	40.078	208	57.496	192	248
6	2:18.557	38.500	88	41.221	207	58.836	190	249	15	2:15.783	38.151	97	40.175	208	57.457	193	249
7	2:17.227	38.454	91	40.279	208	58.494	192	249	16	2:15.753	38.182	97	40.162	208	57.409	193	249
8	2:19.129	38.377	96	40.983	209	59.769		249	17	2:15.583	38.091	96	39.768	210	57.724	196	249
9	3:47.420	2:09.645	94	40.295	208	57.480	193	148	18	2:16.028	38.175	95	40.082	210	57.771	195	247

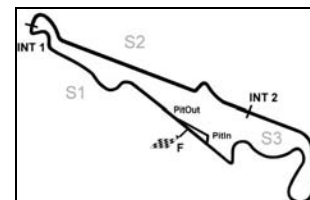
3 Ferruccio Bellini, ITA/ ,									theoretical besttime: 2:15.920								
1	2:31.656	49.442	91	42.599	205	59.615	192	199	10	2:17.355	38.097	98	40.794	209	58.464	190	245
2	2:18.174	38.954	96	41.070	209	58.150	192	242	11	2:18.190	39.254	101	40.973	210	57.963	193	247
3	2:18.135	38.542	99	40.882	208	58.711	192	249	12	2:16.827	38.245	98	40.851	209	57.731	193	248
4	2:18.382	38.739	99	40.951	209	58.692	192	244	13	2:16.434	37.973	98	40.575	211	57.886	192	249
5	2:18.220	38.603	99	41.609	208	58.008	192	247	14	2:16.981	38.015	98	40.692	209	58.274	194	248
6	2:17.035	38.088	96	40.723	208	58.224	190	248	15	2:16.827	37.998	98	40.478	210	58.351	193	249
7	2:17.538	38.007	98	41.297	208	58.234	192	249	16	2:17.722	38.624	96	40.866	208	58.232	193	249
8	2:16.103	38.092	101	40.542	208	57.469		248	17	2:17.719	38.562	95	40.965	209	58.192	191	249
9	3:44.093	2:05.400	100	41.095	208	57.598	193	142	18	2:19.184	38.600	99	41.765	209	58.819	191	247

19 Herve Leimer, CHE/ Jenny Laurent, CHE									theoretical besttime: 2:16.436								
1	2:30.253	49.114	93	41.588	208	59.551	194	225	10	2:20.224	40.395	95	40.871	209	58.958	193	244
2	2:19.174	38.870	94	40.873	212	59.431	193	250	11	2:19.800	39.847	99	40.790	208	59.163	191	234
3	2:18.239	38.547	92	40.692	210	59.000	193	251	12	2:20.003	39.016	98	41.439	210	59.548	192	248
4	2:17.703	38.366	96	40.137	212	59.200	194	250	13	2:19.522	38.723	97	41.133	209	59.666	192	249
5	2:19.962	38.701	99	41.852	208	59.409	194	252	14	2:19.795	39.448	96	40.698	208	59.649	193	244
6	2:17.802	38.683	88	40.378	211	58.741	193	252	15	2:18.076	38.406	93	40.393	210	59.277	193	250
7	2:17.240	38.254	100	40.116	211	58.870	193	251	16	2:18.751	38.782	98	40.539	209	59.430	191	251
8	2:27.389	38.585	95	41.288	210	1:07.516		251	17	2:18.274	38.523	100	40.773	210	58.978	192	248
9	4:03.573	2:21.226	97	41.919	204	1:00.428	189	128	18	2:17.747	39.010	99	40.671	209	58.066	196	249

22 Fabio Babini, ITA/ Albert von Thurn und Taxis, DEU									theoretical besttime: 2:13.751								
1	2:25.195	45.722	95	40.791	210	58.682	192	228	10	2:15.630	38.475	100	40.088	210	57.067		248
2	2:17.068	38.819	96	40.527	209	57.722	193	251	11	3:38.533	2:00.156	95	40.710	208	57.667	193	143
3	2:14.334	37.490	102	39.749	211	57.095	194	249	12	2:16.207	38.206	97	40.423	210	57.578	193	249
4	2:14.793	37.360	102	39.999	211	57.434	194	251	13	2:16.820	38.326	97	40.303	209	58.191	193	239
5	2:14.079	37.433	102	39.843	211	56.803	193	249	14	2:17.596	38.842	97	40.377	210	58.377	194	236
6	2:14.695	37.579	102	39.807	211	57.309	194	251	15	2:15.273	37.638	97	40.014	210	57.621	194	250
7	2:14.759	37.510	103	39.917	211	57.332	194	248	16	2:15.385	37.727	97	39.924	210	57.734	194	251
8	2:14.366	37.384	100	39.588	212	57.394	194	251	17	2:15.469	37.595	97	40.175	210	57.699	194	251
9	2:15.632	37.537	102	39.680	211	58.415	194	251	18	2:15.615	37.737	97	40.042	209	57.836	189	250

Paul Ricard HTTT, Length: 5842 m

FIA REGNR:GT1/4GT3-F.300610



Lamborghini Blancpain Super Trofeo

Lap analysis: Race 1

Lap	Time	SE1	SP1	SE2	SP2	SE3	SP3	TSP	Lap	Time	SE1	SP1	SE2	SP2	SE3	SP3	TSP
23	Andrea Invernizzi, ITA/ ,								theoretical besttime: 2:19.510								
1	2:37.738	52.058	86	43.832	204	1:01.848	188	193	10	2:20.028	39.352	92	41.126	207	59.550		246
2	2:21.919	40.171	81	41.590	205	1:00.158	192	243	11	3:53.564	2:12.422	91	41.047	207	1:00.095	191	136
3	2:21.577	39.719	90	42.265	205	59.593	192	245	12	2:21.145	39.631	93	40.844	206	1:00.670	190	246
4	2:21.376	39.760	92	41.240	205	1:00.376	191	246	13	2:20.540	39.116	83	41.431	206	59.993	189	245
5	2:21.958	39.270	93	41.462	205	1:01.226	189	246	14	2:19.946	39.222	88	40.931	208	59.793	190	248
6	2:22.393	39.493	88	41.733	205	1:01.167	188	246	15	2:20.246	39.253	93	41.053	203	59.940	190	248
7	2:21.478	39.669	86	42.118	203	59.691	190	245	16	2:20.853	39.603	89	41.093	207	1:00.157	191	246
8	2:20.727	39.251	93	41.374	205	1:00.102	189	245	17	2:22.115	39.405	90	42.252	205	1:00.458	190	247
9	2:20.362	39.301	91	41.237	205	59.824	191	245	18	2:25.070	40.663	94	42.143	204	1:02.264	190	246

46	Mirko Venturi, ITA/ Tommaso Maino, ITA								theoretical besttime: 2:13.870								
1	2:24.130	44.793	94	40.631	209	58.706	189	233	10	2:14.296	37.519	98	39.496	211	57.281	191	251
2	2:18.882	39.213	93	40.087	210	59.582	193	247	11	2:14.516	37.418	98	39.658	211	57.440	194	250
3	2:17.959	38.604	97	40.090	210	59.265	190	251	12	2:14.611	37.434	96	39.828	211	57.349	195	250
4	2:16.928	37.971	100	40.164	209	58.793	190	249	13	2:14.782	37.522	96	39.950	211	57.310	195	250
5	2:18.554	38.072	101	41.876	207	58.606	193	248	14	2:14.806	37.633	97	39.880	211	57.293	192	251
6	2:17.182	38.015	100	40.483	210	58.684	193	250	15	2:14.394	37.565	98	39.716	211	57.113	191	250
7	2:17.247	38.526	100	40.513	209	58.208		250	16	2:14.267	37.282	97	39.700	211	57.285	194	251
8	3:38.183	2:00.648	99	40.076	208	57.459	193	145	17	2:14.355	37.466	97	39.693	211	57.196	194	251
9	2:14.286	37.425	99	39.769	210	57.092	194	249	18	2:15.863	37.448	95	39.758	211	58.657	192	251

63	Cedric Leimer, CHE/ Nicolas Navarro, FRA								theoretical besttime: 2:14.314								
1	2:26.151	46.766	98	41.215	207	58.170	193	238	10	2:15.089	37.771	101	39.932	211	57.386	193	249
2	2:17.708	38.792	101	40.505	210	58.411	194	250	11	2:15.876	38.073	102	40.870	210	56.933	193	250
3	2:17.677	39.784	98	40.208	209	57.685	194	251	12	2:14.412	37.524	101	40.011	211	56.877	194	250
4	2:17.052	38.526	101	40.459	209	58.067	194	251	13	2:14.606	37.621	101	39.956	211	57.029	194	249
5	2:18.287	38.310	101	41.368	188	58.609	194	250	14	2:14.922	37.789	101	40.195	211	56.938	192	249
6	2:33.715	38.223	101	40.473	208	1:15.019	181	242	15	2:15.160	37.849	99	40.115	211	57.196	194	249
7	2:17.717	39.881	99	40.964	208	56.872		222	16	2:14.887	37.631	100	40.132	211	57.124	195	251
8	3:38.557	2:00.665	101	40.624	208	57.268	192	148	17	2:16.297	38.412	100	40.247	210	57.638	194	251
9	2:14.929	38.019	100	40.052	210	56.858	194	248	18	2:16.902	38.263	98	40.597	211	58.042	194	248

69	Eugenio Amos, ITA/ ,								theoretical besttime: 2:14.480								
1	2:25.441	46.244	96	40.541	213	58.656	195	208	10	2:17.199	38.487	102	40.494	212	58.218	195	251
2	2:18.737	38.919	99	41.393	210	58.425	195	251	11	2:15.057	38.045	100	40.268	211	56.744		251
3	2:16.960	38.636	96	40.000	212	58.324	195	245	12	3:35.518	1:57.609	101	40.446	213	57.463	193	150
4	2:23.675	38.458	99	39.996	212	1:05.221	195	244	13	2:17.425	38.823	99	40.156	213	58.446	196	248
5	2:16.924	38.681	100	41.029	211	57.214	194	251	14	2:17.278	38.322	102	40.279	213	58.677	196	250
6	2:15.652	37.887	101	40.056	213	57.709	195	251	15	2:16.274	38.123	97	40.432	214	57.719		250
7	2:14.998	37.976	98	39.849	213	57.173	194	251	16	3:04.809	1:27.086	102	39.893	213	57.830	195	150
8	2:15.954	38.207	102	40.147	212	57.600	195	244	17	2:27.000	45.177	95	41.222	210	1:00.601	197	252
9	2:16.807	38.034	101	40.562	213	58.211	195	250	18	2:20.276	39.087	97	41.250	213	59.939	195	239

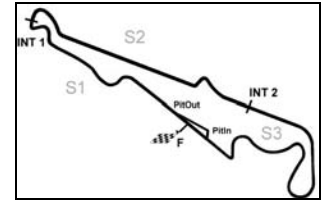
76	Nico Pronk, NLD/ ,								theoretical besttime: 2:20.531								
1	2:33.917	50.026	95	42.951	206	1:00.940	190	220	10	2:21.341	39.222	94	41.944	207	1:00.175	193	245
2	2:22.349	39.821	95	42.091	205	1:00.437	191	248	11	2:24.016	41.517	98	41.843	207	1:00.656	193	249
3	2:21.895	39.569	96	41.976	207	1:00.350	190	249	12	2:23.514	39.601	97	41.382	208	1:02.531	191	249
4	2:22.761	39.249	92	42.686	207	1:00.826	189	248	13	2:22.181	40.580	98	41.477	208	1:00.124	195	245
5	2:22.483	39.025	95	42.672	206	1:00.786	190	247	14	2:22.685	40.037	94	41.671	207	1:00.977	193	248
6	2:24.397	39.272	98	42.259	207	1:02.866	188	246	15	2:23.072	39.363	88	42.516	206	1:01.193	192	248
7	2:33.266	39.796	95	42.567	206	1:10.903		243	16	2:24.038	39.966	98	42.595	207	1:01.477	195	248
8	3:32.597	1:50.206	94	42.252	207	1:00.139	191	143	17	2:24.780	40.426	93	42.512	207	1:01.842	192	248
9	2:22.175	39.275	95	42.504	208	1:00.396	190	248	18	2:23.138	39.741	95	42.457	206	1:00.940	191	247

Paul Ricard HTTT, Length: 5842 m

FIA REGNR:GT1/4GT3-F.300610

Lamborghini Blancpain Super Trofeo

Lap analysis: Race 1



Lap	Time	SE1	SP1	SE2	SP2	SE3	SP3	TSP	Lap	Time	SE1	SP1	SE2	SP2	SE3	SP3	TSP
77	Jan Urban, CZE/ Jarek Janis, CZE										theoretical besttime: 2:15.202						
1	2:24.759	45.306	94	40.900	209	58.553	191	226	10	2:16.227	38.935	92	40.095	212	57.197	194	252
2	2:18.756	38.953	92	41.177	208	58.626	192	248	11	2:15.595	38.033	98	40.138	212	57.424	194	250
3	2:18.990	39.777	96	40.800	209	58.413	193	249	12	2:15.746	37.921	100	40.164	210	57.661	194	250
4	2:17.521	38.410	96	40.339	208	58.772	193	250	13	2:16.308	38.333	99	40.388	210	57.587	195	251
5	2:18.262	38.752	95	40.627	211	58.883	193	250	14	2:16.049	37.997	96	40.130	211	57.922	194	250
6	2:50.412	38.401	98	40.084	211	1:31.927	187	251	15	2:16.289	38.147	95	40.373	211	57.769	192	251
7	2:23.339	40.237	97	41.742	206	1:01.360		229	16	2:16.225	38.097	97	40.143	211	57.985	194	249
8	3:43.309	2:04.852	97	40.522	208	57.935	195	142	17	2:16.573	38.013	97	40.244	211	58.316	194	251
9	2:16.514	37.993	95	41.114	209	57.407	195	251	18	2:16.517	38.159	97	40.393	212	57.965	194	250

88	Jan Stovicek, CZE/ ,										theoretical besttime: 2:22.120						
1	2:38.504	51.417	89	42.934	210	1:04.153	184	207	10	3:55.094	2:10.073	71	42.493	209	1:02.528	191	142
2	2:27.241	41.856	93	42.892	209	1:02.493	190	244	11	2:26.203	40.539	94	42.858	206	1:02.806	191	248
3	2:23.048	39.901	94	42.016	210	1:01.131	188	248	12	2:24.577	40.519	93	42.006	210	1:02.052	190	249
4	2:23.562	39.990	95	41.953	210	1:01.619	193	247	13	2:24.869	40.131	94	41.868	210	1:02.870	185	249
5	2:23.175	39.792	95	42.004	206	1:01.379	191	248	14	2:28.886	41.239	92	43.933	209	1:03.714	190	241
6	2:30.688	39.210	97	41.779	210	1:09.699	187	249	15	2:25.455	41.094	93	42.586	209	1:01.775	189	240
7	2:24.793	40.324	96	41.994	209	1:02.475	188	247	16	2:27.561	42.172	96	42.130	210	1:03.259	189	243
8	2:24.566	40.724	95	42.102	211	1:01.740	190	248	17	2:32.150	42.179	91	45.265	208	1:04.706	190	231
9	2:24.266	40.471	97	42.408	210	1:01.387		247	18		52.086	81					160

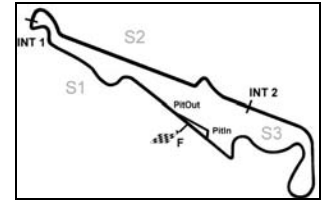
99	Petr Charouz, CZE/ Erik Janis, CZE										theoretical besttime: 2:14.652						
1	2:32.661	48.533	91	42.891	206	1:01.237	190	232	10	2:15.653	37.957	99	40.431	210	57.265	192	247
2	2:21.486	39.847	91	41.469	208	1:00.170	189	248	11	2:15.913	38.362	100	40.230	210	57.321	192	247
3	2:21.855	39.502	97	41.610	208	1:00.743	191	247	12	2:14.652	37.604	95	39.806	210	57.242	192	249
4	2:20.230	39.496	98	40.788	208	59.946	188	247	13	2:15.486	37.740	97	40.199	211	57.547	192	247
5	2:20.416	38.944	98	41.265	209	1:00.207	186	248	14	2:16.060	37.766	94	40.354	210	57.940		247
6	2:20.321	39.188	95	41.011	208	1:00.122	191	247	15	2:15.634	37.714	97	40.285	211	57.635	192	247
7	2:19.918	39.264	99	41.036	209	59.618	191	248	16	2:16.117	37.697	97	40.397	211	58.023	192	248
8	2:23.456	39.640	93	41.709	207	1:02.107		247	17	2:16.076	37.851	97	40.355	209	57.870	194	248
9	3:37.840	1:59.715	95	40.581	208	57.544	192	143	18	2:16.056	37.851	94	40.089	211	58.116	192	248

Paul Ricard HTTT, Length: 5842 m

FIA REGNR:GT1/4GT3-F.300610

Lamborghini Blancpain Super Trofeo

Top Speed List Race 1



Nr	Team, Car, Driver, Nat	Top speed
77	Charouz-Gravity Racing, Lamborghini Gallardo Urban Jan , Janis Jarek ,	252 km/h
19	Autovitesse Garage R. Affolter Suisse, Lamborghini Leimer Herve , Laurent Jenny ,	252 km/h
69	Touringauto, Lamborghini Gallardo Amos Eugenio ,	252 km/h
63	Autovitesse Garage R. Affolter Suisse, Lamborghini Leimer Cedric , Navarro Nicolas ,	251 km/h
46	Black Bull Swiss Racing, Lamborghini Gallardo Venturi Mirko , Maino Tommaso ,	251 km/h
22	MIK Corse, Lamborghini Gallardo Babini Fabio , von Thurn und Taxis Albert ,	251 km/h
1	Automobili Lamborghini, Lamborghini Gallardo Wyss Peter , Johansson Stefan ,	251 km/h
2	Automobili Lamborghini, Lamborghini Gallardo Barthez Fabien , Beltoise Anthony ,	250 km/h
76	Blancpain Reiter Engineering, Lamborghini Gallardo Pronk Nico ,	249 km/h
3	Bonaldi Motorsport, Lamborghini Gallardo Bellini Ferruccio ,	249 km/h
99	Charouz-Gravity Racing, Lamborghini Gallardo Charouz Petr , Janis Erik ,	249 km/h
88	Charouz-Gravity Racing, Lamborghini Gallardo Stovicek Jan ,	249 km/h
23	Black Bull Swiss Racing, Lamborghini Gallardo Invernizzi Andrea ,	248 km/h



FIA GT1 World Event Paul Ricard

Paul Ricard HTTT
2-4 July 2010

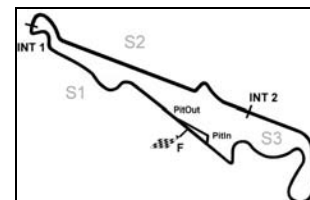
www.gt1world.com

Paul Ricard HTTT, Length: 5842 m

FIA REGNR:GT1/4GT3-F.300610

Lamborghini Blancpain Super Trofeo

Top Speed List Race 1



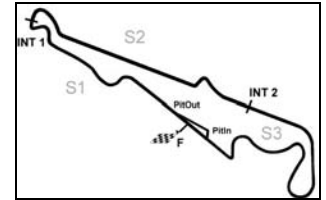
Nr Team, Car, Driver, Nat	Top speed
SC , Lamborghini Gallardo	km/h



Paul Ricard HTTT, Length: 5842 m

FIA REGNR:GT1/4GT3-F.300610

Lamborghini Blancpain Super Trofeo



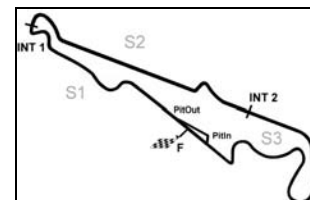
Box Stop List Race 1

Nr	Driver in	Day time in	Time in	Driver out	Day time out	Time out	Nett Time
46		13:20:05	16:10.882		13:21:30	17:35.062	1:24.180
63		13:20:23	16:28.307		13:21:47	17:52.418	1:24.111
1		13:20:32	16:36.975		13:21:52	17:57.130	1:20.155
77		13:20:47	16:52.039		13:22:14	18:19.734	1:27.695
76		13:20:56	17:01.068		13:22:08	18:13.024	1:11.956
3		13:22:30	18:35.243		13:23:58	20:03.141	1:27.898
2		13:22:35	18:40.768		13:24:07	20:12.815	1:32.047
19		13:22:42	18:47.762		13:24:23	20:28.859	1:41.097
99		13:22:55	19:00.343		13:24:17	20:22.357	1:22.014
88		13:25:54	21:59.843		13:27:25	23:30.265	1:30.422
22		13:26:35	22:40.551		13:27:58	24:03.121	1:22.570
23		13:27:44	23:49.556		13:29:17	25:22.030	1:32.474
69		13:29:12	25:17.404		13:30:33	26:38.684	1:21.280
69		13:39:38	35:43.899		13:40:29	36:34.853	50.954

Paul Ricard HTTT, Length: 5842 m

FIA REGNR:GT1/4GT3-F.300610

Lamborghini Blancpain Super Trofeo



Results Race 2

started : 13 classified : 13 not classified : 0

Pos	Nr	Team, Car, Driver, Nat	Laps	Time	Gap	Int	Avg(km/h)	Fastest	In Lap
1	22	MIK Corse, Lamborghini Gallardo Babini Fabio , ITA von Thurn und Taxis Albert , DEU	18	42:05.060			149,92	2:13.631	15
2	46	Black Bull Swiss Racing, Lamborghini Gallardo Venturi Mirko , ITA Maino Tommaso , ITA	18	42:05.732	0.672	0.672	149,88	2:13.405	10
3	3	Bonaldi Motorsport, Lamborghini Gallardo Bellini Ferruccio , ITA	18	42:19.339	14.279	13.607	149,08	2:14.891	13
4	69	Touringauto, Lamborghini Gallardo Amos Eugenio , ITA	18	42:36.964	31.904	17.625	148,05	2:14.231	13
5	63	Autovitesse Garage R. Affolter Suisse, Lamborghini Gallardo Leimer Cedric , CHE Navarro Nicolas , FRA	18	42:45.115	40.055	8.151	147,58	2:13.990	8
6	23	Black Bull Swiss Racing, Lamborghini Gallardo Invernizzi Andrea , ITA	18	43:11.139	1:06.079	26.024	146,10	2:16.902	18
7	2	Automobili Lamborghini, Lamborghini Gallardo Barthez Fabien , FRA Beltoise Anthony , FRA	18	43:11.158	1:06.098	0.019	146,10	2:13.431	12
8	19	Autovitesse Garage R. Affolter Suisse, Lamborghini Gallardo Leimer Herve , CHE Laurent Jenny , CHE	18	43:51.101	1:46.041	39.943	143,88	2:17.374	7
9	76	Blancpain Reiter Engineering, Lamborghini Gallardo Pronk Nico , NLD	18	44:25.812	2:20.752	34.711	142,01	2:19.099	7
10	88	Charouz-Gravity Racing, Lamborghini Gallardo Stovicek Jan , CZE	17	42:28.676	1 LAP	1 LAP	140,28	2:22.571	4
11	99	Charouz-Gravity Racing, Lamborghini Gallardo Charouz Petr , CZE Janis Erik , CZE	13	31:23.603	5LAPS	4 LAPS	145,15	2:14.134	11
12	77	Charouz-Gravity Racing, Lamborghini Gallardo Urban Jan , CZE Janis Jarek , CZE	1	2:56.082	17LAPS	12 LAPS		0.000	0
13	1	Automobili Lamborghini, Lamborghini Gallardo Wyss Peter , CHE Johansson Stefan , SWE	1	2:58.520	17LAPS	2.438		0.000	0

Fastest Lap: 46 Venturi 2:13.405 = 157,65 km/h in LAP 10

Subject to final scrutineering!

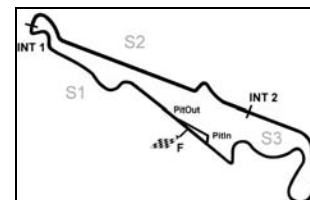
Publications Time:

- Race Director:

- Time Keeping:

Paul Ricard HTTT, Length: 5842 m

FIA REGNR:GT1/4GT3-F.300610



Lamborghini Blancpain Super Trofeo

Lap analysis: Race 2

Lap	Time	SE1	SP1	SE2	SP2	SE3	SP3	TSP	Lap	Time	SE1	SP1	SE2	SP2	SE3	SP3	TSP
1	Peter Wyss, CHE/ Stefan Johansson, SWE									theoretical besttime: 1:28.457							
1	2:58.520				205	1:28.457		229									

2 Fabien Barthez, FRA/ Anthony Beltoise, FRA									theoretical besttime: 2:13.393								
1	2:30.314	48.215		42.108	207	59.991	186	227	10	2:14.193	37.907	103	39.620	208	56.666	190	249
2	2:17.653	38.587	97	40.680	203	58.386	190	246	11	2:14.412	37.418	99	40.316	204	56.678	190	250
3	2:17.777	38.829	96	40.379	208	58.569	190	248	12	2:13.431	37.328	97	39.556	210	56.547	189	250
4	2:17.328	38.633	97	40.456	206	58.239	190	249	13	2:13.747	37.450	100	39.631	211	56.666	187	251
5	2:17.610	39.521	95	40.058	209	58.031	188	251	14	2:14.582	38.174	93	39.548	211	56.860	189	250
6	2:17.740	38.557	97	40.870	206	58.313	188	246	15	2:14.762	37.557	97	39.807	211	57.398	189	252
7	2:17.285	38.575	95	40.656	205	58.054	188	246	16	3:08.959	38.412	91	41.208	209	1:49.339	188	249
8	2:17.972	38.281	97	40.626	207	59.065		247	17	2:14.387	37.924	96	39.593	210	56.870	188	248
9	3:34.300	1:57.604	100	39.896	208	56.800	188	148	18	2:14.706	37.433	101	39.518	210	57.755	191	249

3 Ferruccio Bellini, ITA/ ,									theoretical besttime: 2:14.170								
1	2:23.325	44.670	97	40.911	211	57.744	189	230	10	2:16.931	38.990	99	40.268	210	57.673	183	245
2	2:16.519	38.293	98	40.258	210	57.968	190	251	11	2:15.643	37.943	99	40.120	212	57.580	190	246
3	2:16.375	37.951	102	40.039	211	58.385	191	250	12	2:15.327	37.757	100	40.098	211	57.472	189	249
4	2:15.922	38.268	103	40.201	211	57.453	191	247	13	2:14.891	37.812	98	40.053	212	57.026	189	249
5	2:16.035	38.185	103	40.257	212	57.593	191	252	14	2:15.385	37.791	96	39.962	211	57.632	190	249
6	2:17.271	38.382	104	40.742	209	58.147	192	251	15	2:15.324	37.692	97	40.050	212	57.582	191	249
7	2:18.987	38.938	100	40.561	211	59.488	190	246	16	2:15.480	38.049	100	40.257	206	57.174	191	251
8	2:15.113	38.635	96	39.825	211	56.653		244	17	2:15.744	37.827	97	40.044	211	57.873	191	252
9	3:38.276	2:00.308	95	40.095	211	57.873	189	145	18	2:16.791	37.987	98	40.424	212	58.380	190	250

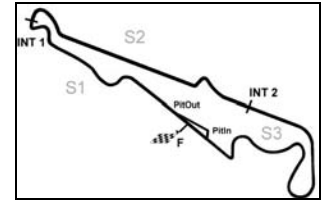
19 Herve Leimer, CHE/ Jenny Laurent, CHE									theoretical besttime: 2:16.433								
1	2:32.937	49.566		43.224	208	1:00.147	190	221	10	2:21.585	39.866	94	41.491	212	1:00.228	190	248
2	2:21.566	39.374	95	41.654	207	1:00.538	187	240	11	2:20.676	39.604	100	40.686	212	1:00.386	190	250
3	2:20.369	39.373	94	41.425	208	59.571	187	248	12	2:22.130	40.022	97	42.498	209	59.610	190	248
4	2:18.868	38.953	99	41.039	207	58.876	187	242	13	2:19.362	39.039	96	40.899	211	59.424	190	251
5	2:18.816	39.017	98	40.699	209	59.100	186	248	14	2:20.607	39.007	97	41.255	211	1:00.345	189	249
6	2:18.367	38.588	98	40.339	208	59.440	188	249	15	2:18.782	39.199	93	40.435	213	59.148	189	249
7	2:17.374	38.789	96	40.182	208	58.403	187	245	16	2:19.617	39.190	92	40.780	211	59.647	189	249
8	2:16.514	38.123	99	40.263	207	58.128		247	17	2:20.232	39.486	95	40.984	213	59.762	191	251
9	4:03.884	2:18.260	94	42.174	210	1:03.450	187	149	18	2:19.415	39.453	96	40.413	212	59.549	188	249

22 Fabio Babini, ITA/ Albert von Thurn und Taxis, DEU									theoretical besttime: 2:13.374								
1	2:21.863	43.788	89	40.866	211	57.209	190	237	10	3:37.733	2:01.039	99	39.746	210	56.948	190	142
2	2:15.759	37.993	103	39.647	212	58.119	190	252	11	2:14.121	37.614	97	39.517	210	56.990	193	251
3	2:17.465	38.875	95	40.128	211	58.462	190	250	12	2:14.277	37.415	97	39.761	210	57.101	191	251
4	2:16.166	38.446	96	39.789	211	57.931	191	252	13	2:13.696	37.256	98	39.583	211	56.857	191	251
5	2:15.657	37.748	101	39.746	211	58.163	191	252	14	2:13.994	37.196	99	39.712	211	57.086	191	252
6	2:18.246	38.705	96	40.162	197	59.379	189	250	15	2:13.631	37.206	96	39.519	210	56.906	193	252
7	2:19.095	38.682	97	40.173	211	1:00.240	188	251	16	2:15.450	37.912	98	40.215	207	57.323	191	251
8	2:14.637	37.755	103	39.645	210	57.237	189	250	17	2:13.684	37.114	99	39.553	212	57.017	191	252
9	2:14.466	37.641	99	40.082	210	56.743		252	18	2:15.120	37.157	100	40.070	213	57.893	190	252

23 Andrea Invernizzi, ITA/ ,									theoretical besttime: 2:16.101								
1	2:32.297	49.407	90	42.943	207	59.947	185	211	10	2:18.025	39.079	97	40.534	209	58.412		249
2	2:21.697	39.404	92	41.207	205	1:01.086	187	246	11	3:41.310	2:01.846	95	40.169	209	59.295	189	146
3	2:20.521	38.745	90	42.102	209	59.674	188	248	12	2:18.649	39.386	94	40.309	208	58.954	187	248
4	2:18.048	38.879	88	40.434	208	58.735	191	248	13	2:19.107	39.050	93	41.086	207	58.971	188	249
5	2:17.803	38.589	90	40.075	208	59.139	187	249	14	2:19.356	39.268	88	40.461	205	59.627	191	248
6	2:17.467	38.487	85	40.481	208	58.499	190	247	15	2:19.048	38.916	98	40.542	208	59.590	190	247
7	2:18.027	38.598	91	40.075	211	59.354	189	249	16	2:18.702	38.619	94	40.640	207	59.443	188	250
8	2:18.693	39.165	97	40.630	210	58.898	186	247	17	2:16.995	38.640	94	40.186	208	58.169	189	249
9	2:18.492	39.091	86	40.402	209	58.999	188	244	18	2:16.902	37.989	94	39.943	210	58.970	184	248

Paul Ricard HTTT, Length: 5842 m

FIA REGNR:GT1/4GT3-F.300610



Lamborghini Blancpain Super Trofeo

Lap analysis: Race 2

Lap	Time	SE1	SP1	SE2	SP2	SE3	SP3	TSP	Lap	Time	SE1	SP1	SE2	SP2	SE3	SP3	TSP
46	Mirko Venturi, ITA/ Tommaso Maino, ITA									theoretical besttime: 2:13.347							
1	2:20.743	43.344	91	39.784	208	57.615	191	238	10	2:13.405	37.058	97	39.570	210	56.777	189	249
2	2:16.646	38.727	99	39.512	210	58.407	188	248	11	2:13.768	37.260	94	39.663	210	56.845	192	249
3	2:17.366	38.825	94	40.093	209	58.448	186	249	12	2:14.176	37.306	97	39.861	209	57.009	190	250
4	2:15.738	38.379	95	39.577	208	57.782	188	248	13	2:14.338	37.304	98	39.819	211	57.215	191	251
5	2:16.224	38.050	96	39.809	208	58.365	189	249	14	2:15.531	37.672	99	39.884	211	57.975	188	251
6	2:17.513	38.697	90	40.211	208	58.605	188	249	15	2:14.834	37.421	95	39.880	210	57.533	188	251
7	2:18.976	38.720	94	40.747	210	59.509		249	16	2:14.681	37.895	94	39.742	211	57.044	188	250
8	3:36.963	1:59.646	97	39.916	209	57.401	188	147	17	2:14.226	37.448	98	39.580	211	57.198	189	251
9	2:14.269	37.518	96	39.648	211	57.103	190	248	18	2:16.335	37.358	98	40.288	211	58.689	188	251

63	Cedric Leimer, CHE/ Nicolas Navarro, FRA									theoretical besttime: 2:13.489							
1	2:22.395	44.082	94	40.807	211	57.506	190	222	10	2:15.428	37.754	101	40.019	193	57.655	190	250
2	2:15.535	38.096	97	39.875	212	57.564	190	250	11	2:14.121	37.752	102	39.871	212	56.498		251
3	2:17.428	38.876	101	40.155	211	58.397	190	247	12	3:31.535	1:52.143	99	40.352	211	59.040	189	153
4	2:16.023	38.432	100	39.987	210	57.604	192	249	13	2:17.229	38.686	99	40.047	211	58.496	190	248
5	2:15.690	38.048	103	39.870	211	57.772	191	244	14	2:16.334	38.211	98	40.150	210	57.973		249
6	2:17.359	38.962	97	40.107	211	58.290	191	246	15	2:47.279	1:08.623	101	39.659	210	58.997	189	150
7	2:18.065	38.833	101	40.609	210	58.623	189	251	16	2:18.789	39.048	97	39.626	210	1:00.115	190	251
8	2:13.990	37.365	102	39.780	211	56.845	189	249	17	2:16.858	38.351	98	40.093	211	58.414	190	250
9	2:14.192	37.449	100	40.002	211	56.741	190	248	18	2:16.865	38.367	97	39.855	211	58.643	189	250

69	Eugenio Amos, ITA/ ,									theoretical besttime: 2:13.751							
1	2:34.237	53.866	80	41.706	210	58.665	189	232	10	3:40.300	2:02.817	98	40.174	213	57.309	192	154
2	2:17.477	38.485	101	40.552	207	58.440	192	253	11	2:14.895	37.733	99	39.888	210	57.274	192	252
3	2:15.171	37.920	102	39.766	213	57.485	191	251	12	2:14.414	37.369	99	39.840	213	57.205	191	251
4	2:16.440	38.424	99	40.106	213	57.910	191	251	13	2:14.231	37.394	98	39.735	213	57.102	192	252
5	2:15.097	38.715	93	39.577	213	56.805	194	254	14	2:15.046	37.814	100	39.981	212	57.251	192	248
6	2:14.820	37.768	103	39.793	211	57.259	188	250	15	2:15.032	37.428	95	40.069	212	57.535	187	253
7	2:15.002	37.802	101	39.736	213	57.464	192	249	16	2:25.342	38.533	91	41.423	211	1:05.386	190	247
8	2:16.861	39.021	100	39.991	213	57.849	188	251	17	2:17.717	38.315	96	40.155	212	59.247	191	249
9	2:14.052	37.459	101	39.768	213	56.825		248	18	2:20.830	38.927	99	41.272	213	1:00.631	182	248

76	Nico Pronk, NLD/ ,									theoretical besttime: 2:18.243							
1	2:35.914	50.437	91	43.337	206	1:02.140	184	219	10	2:21.205	38.649	98	41.909	209	1:00.647	186	248
2	2:21.626	39.678	100	41.706	207	1:00.242	186	246	11	2:20.521	38.999	100	41.178	209	1:00.344	191	248
3	2:20.088	39.199	99	41.232	207	59.657	189	248	12	2:19.969	38.710	99	41.015	209	1:00.244	187	248
4	2:20.528	38.922	102	41.389	208	1:00.217	186	249	13	2:21.538	39.006	97	41.642	209	1:00.890	188	247
5	2:19.771	38.910	95	41.247	205	59.614	187	247	14	2:48.909	39.033	96	1:09.517	202	1:00.359	186	248
6	2:19.288	38.758	100	41.175	208	59.355	186	248	15	2:23.210	39.234	93	42.086	208	1:01.890	189	247
7	2:19.099	38.633	99	40.784	207	59.682	188	248	16	2:23.272	39.682	96	42.536	208	1:01.054	183	248
8	2:20.164	38.923	89	41.472	208	59.769		247	17	2:24.099	40.902	98	41.972	202	1:01.225	189	248
9	3:40.270	2:00.660	96	40.416	208	59.194	189	128	18	2:26.341	40.001	96	43.734	205	1:02.606	186	247

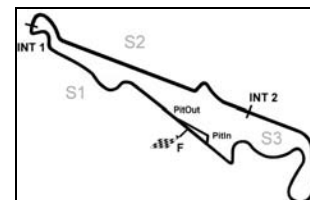
77	Jan Urban, CZE/ Jarek Janis, CZE									theoretical besttime: 1:26.599							
1	2:56.082	47.424	89	42.059	202	1:26.599		213									

88	Jan Stovicek, CZE/ ,									theoretical besttime: 2:21.435							
1	2:37.338	51.612	93	42.774	208	1:02.952	189	211	10	3:55.901	2:10.472	94	42.646	208	1:02.783	188	145
2	2:22.621	39.803	97	41.607	211	1:01.211	186	252	11	2:26.727	41.246	95	42.779	208	1:02.702	188	241
3	2:22.924	40.300	96	41.432	209	1:01.192	184	249	12	2:24.328	40.469	92	42.206	210	1:01.653	188	249
4	2:22.571	39.738	94	41.916	211	1:00.917	189	247	13	2:22.642	39.647	94	41.656	208	1:01.339	190	248
5	2:23.564	40.607	95	41.280	210	1:01.677	187	250	14	2:25.161	40.888	80	42.460	209	1:01.813	188	249
6	2:22.926	39.822	95	41.368	210	1:01.736	189	248	15	2:25.839	40.467	85	43.541	210	1:01.831	184	249
7	2:23.467	39.627	97	41.848	211	1:01.992	189	249	16	2:22.581	39.680	92	42.345	211	1:00.556	188	248
8	2:23.802	40.526	92	41.749	211	1:01.527	187	249	17	2:22.580	39.599	95	41.978	211	1:01.003	189	250
9	2:23.704	40.088	94	41.406	210	1:02.210		247	18		48.466	83	54.249	138			216

Paul Ricard HTTT, Length: 5842 m

FIA REGNR:GT1/4GT3-F.300610

Lamborghini Blancpain Super Trofeo



Lap analysis: Race 2

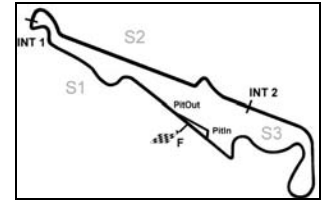
Lap	Time	SE1	SP1	SE2	SP2	SE3	SP3	TSP	Lap	Time	SE1	SP1	SE2	SP2	SE3	SP3	TSP
99	Petr Charouz, CZE/ Erik Janis, CZE								theoretical besttime: 2:13.955								
1	2:27.891	46.037	97	41.866	205	59.988	189	225	8	3:38.373	2:01.524	100	39.810	211	57.039	190	145
2	2:19.618	39.826	95	40.993	208	58.799	188	248	9	2:14.582	37.512	100	39.757	213	57.313	188	248
3	2:17.821	38.930	98	40.349	208	58.542	189	248	10	2:14.607	37.708	98	39.810	212	57.089	189	244
4	2:17.427	38.692	96	40.219	209	58.516	190	249	11	2:14.134	37.397	100	39.641	213	57.096	190	251
5	2:20.120	40.563	97	40.618	207	58.939	189	250	12	2:14.408	37.850	99	39.607	213	56.951	190	249
6	2:17.445	38.803	97	40.060	210	58.582	189	251	13	2:28.884	37.535	98	39.971	211	1:11.378		251
7	2:18.293	38.830	100	40.553	208	58.910		251									

Paul Ricard HTTT, Length: 5842 m

FIA REGNR:GT1/4GT3-F.300610

Lamborghini Blancpain Super Trofeo

Top Speed List Race 2



Nr	Team, Car, Driver, Nat	Top speed
69	Touringauto, Lamborghini Gallardo Amos Eugenio ,	254 km/h
22	MIK Corse, Lamborghini Gallardo Babini Fabio , von Thurn und Taxis Albert ,	252 km/h
2	Automobili Lamborghini, Lamborghini Gallardo Barthez Fabien , Beltoise Anthony ,	252 km/h
3	Bonaldi Motorsport, Lamborghini Gallardo Bellini Ferruccio ,	252 km/h
88	Charouz-Gravity Racing, Lamborghini Gallardo Stovicek Jan ,	252 km/h
99	Charouz-Gravity Racing, Lamborghini Gallardo Charouz Petr , Janis Erik ,	251 km/h
63	Autovitesse Garage R. Affolter Suisse, Lamborghini Leimer Cedric , Navarro Nicolas ,	251 km/h
46	Black Bull Swiss Racing, Lamborghini Gallardo Venturi Mirko , Maino Tommaso ,	251 km/h
19	Autovitesse Garage R. Affolter Suisse, Lamborghini Leimer Herve , Laurent Jenny ,	251 km/h
23	Black Bull Swiss Racing, Lamborghini Gallardo Invernizzi Andrea ,	250 km/h
76	Blancpain Reiter Engineering, Lamborghini Gallardo Pronk Nico ,	249 km/h
77	Charouz-Gravity Racing, Lamborghini Gallardo Urban Jan , Janis Jarek ,	213 km/h
SC	, Lamborghini Gallardo ,	km/h



FIA GT1 World Event Paul Ricard

Paul Ricard HTTT
2-4 July 2010

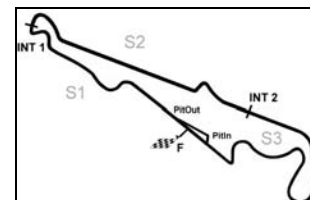
www.gt1world.com

Paul Ricard HTTT, Length: 5842 m

FIA REGNR:GT1/4GT3-F.300610

Lamborghini Blancpain Super Trofeo

Top Speed List Race 2



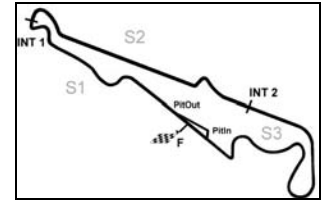
Nr	Team, Car, Driver, Nat	Top speed
1	Automobili Lamborghini, Lamborghini Gallardo Wyss Peter , Johansson Stefan ,	km/h



Paul Ricard HTTT, Length: 5842 m

FIA REGNR:GT1/4GT3-F.300610

Lamborghini Blancpain Super Trofeo



Box Stop List Race 2

Nr	Driver in	Day time in	Time in	Driver out	Day time out	Time out	Nett Time
77		10:05:14	2:56.082				
1		10:05:17	2:58.520				
46		10:18:21	16:03.206		10:19:45	17:26.371	1:23.165
99		10:18:37	16:18.615		10:20:02	17:43.358	1:24.743
3		10:20:38	18:19.547		10:22:01	19:43.049	1:23.502
2		10:20:52	18:33.679		10:22:13	19:54.713	1:21.034
19		10:21:03	18:44.811		10:22:41	20:23.146	1:38.335
76		10:21:15	18:56.478		10:22:36	20:17.979	1:21.501
22		10:22:52	20:33.354		10:24:15	21:57.167	1:23.813
69		10:22:57	20:39.157		10:24:24	22:05.710	1:26.553
88		10:24:01	21:42.917		10:25:32	23:14.059	1:31.142
23		10:25:39	23:21.070		10:27:04	24:45.664	1:24.594
63		10:27:18	25:00.226		10:28:33	26:14.950	1:14.724
99		10:33:42	31:23.603				
63		10:35:23	33:05.324		10:35:56	33:37.535	32.211