



FIA WORLD TOURING CAR CHAMPIONSHIP

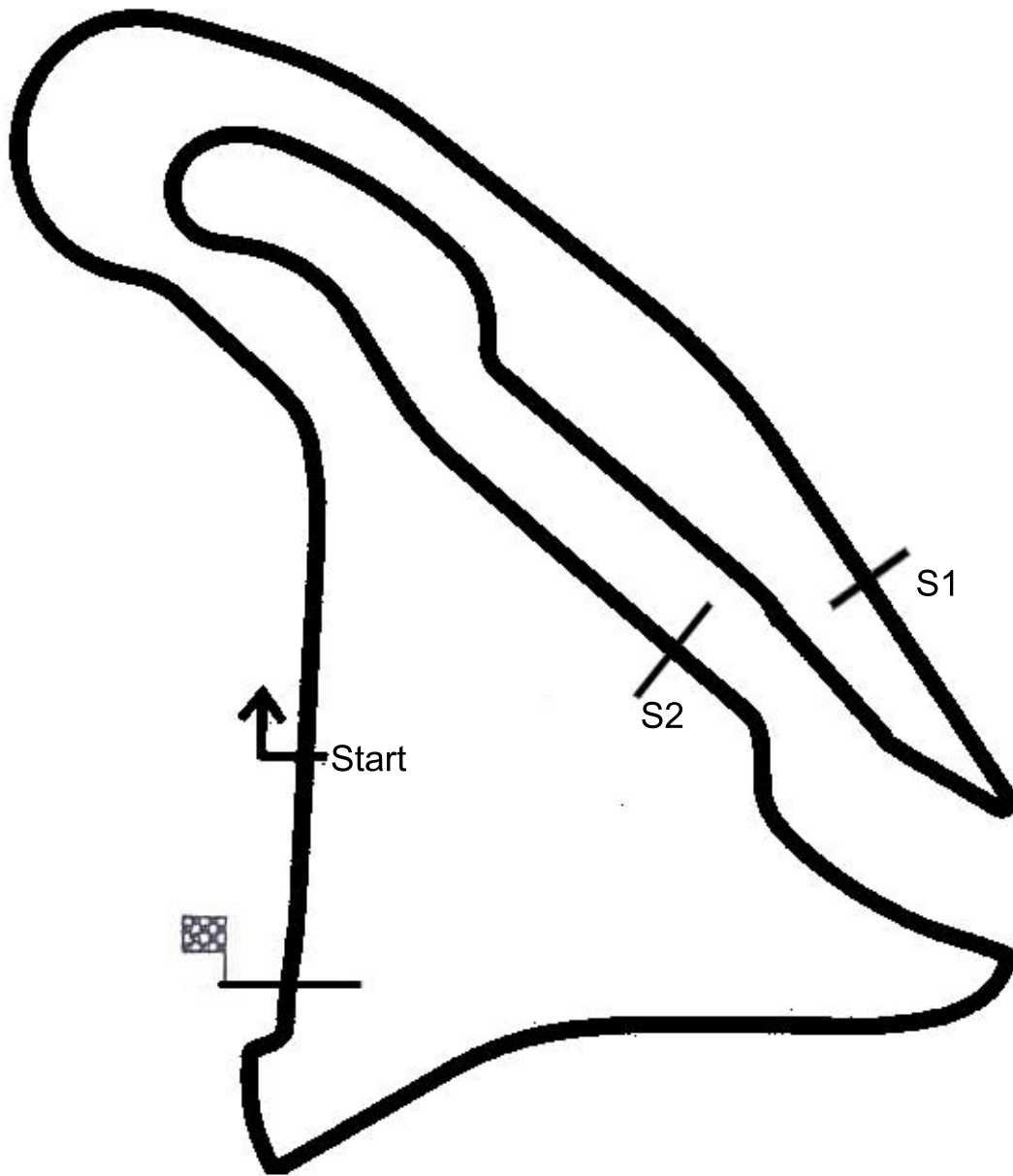
Rounds 3 & 4
Magny Cours
30 April - 1 May 2005




Results by MST Systems Ltd

www.mstworld.com
admin@mstworld.com

Circuit Map



-  = Timing Line
- S1 = Sector 1 @ 1.610km (234m before Adelaide)
- S2 = Sector 2 @ 3.219km (140m before Imola)
- Circuit centreline length = 4.411km



2005 FIA World Touring Car Championship

FREE PRACTICE 1

POS	NO	CL	DRIVER	NAT	CAR	TIME	LAPS	GAP	KPH
1	42		Jorg MULLER	GER	BMW 320i	1:49.226	8		145.38
2	8		Rickard RYDELL	SWE	SEAT Toledo Cupra	1:49.657	10	0.431	144.81
3	1		Andy PRIAULX	GBR	BMW 320i	1:49.927	12	0.701	144.45
4	43		Dirk MULLER	GER	BMW 320i	1:49.958	12	0.732	144.41
5	10		Peter TERTING	GER	SEAT Toledo Cupra	1:49.977	4	0.751	144.39
6	7		Augusto FARFUS JR.	BRA	Alfa Romeo 156	1:50.120	10	0.894	144.20
7	2		Gabriele TARQUINI	ITA	Alfa Romeo 156	1:50.127	9	0.901	144.19
8	9		Jordi GENE	ESP	SEAT Toledo Cupra	1:50.377	11	1.151	143.86
9	5		Antonio GARCIA	ESP	BMW 320i	1:50.489	13	1.263	143.72
10	4		Alessandro ZANARDI	ITA	BMW 320i	1:50.796	13	1.570	143.32
11	28	I	Carl ROSENBLAD	SWE	BMW 320i	1:50.878	13	1.652	143.21
12	3		James THOMPSON	GBR	Alfa Romeo 156	1:50.972	12	1.746	143.09
13	6		Fabrizio GIOVANARDI	ITA	Alfa Romeo 156	1:51.136	2	1.910	142.88
14	20	I	Tom CORONEL	NED	Seat Toledo Cupra	1:51.444	9	2.218	142.48
15	32	I	Marc HENNERICI	GER	BMW 320i	1:51.590	13	2.364	142.30
16	26		Roberto COLCIAGO	ITA	Honda Accord Euro R	1:51.684	6	2.458	142.18
17	19	I	Valle MAKELA	FIN	Seat Toledo Cupra	1:51.795	12	2.569	142.04
18	51	I	Salvatore TAVANO	ITA	Alfa Romeo 156	1:51.802	12	2.576	142.03
19	30	I	Stefano D'ASTE	ITA	BMW 320i	1:51.821	13	2.595	142.00
20	53	I	Gianluca DE LORENZI	ITA	BMW 320i	1:51.936	13	2.710	141.86
21	23		Alain MENU	SUI	Chevrolet Lacetti	1:51.963	6	2.737	141.82
22	22		Nicola LARINI	ITA	Chevrolet Lacetti	1:51.963	11	2.737	141.82
23	55	I	Alessandro BALZAN	ITA	SEAT Toledo Cupra	1:52.056	11	2.830	141.71
24	31	I	Giuseppe CIRO	ITA	BMW 320i	1:52.354	13	3.128	141.33
25	52	I	Andrea LARINI	ITA	Alfa Romeo 156	1:52.829	7	3.603	140.74
26	27	I	Adriano DE MICHELI	ITA	Honda Accord Euro R	1:52.892	13	3.666	140.66
27	21		Robert HUFF	GBR	Chevrolet Lacetti	1:53.126	12	3.900	140.37
28	37	I	Frank DIEFENBACHER	GER	Ford Focus ST170	1:53.395	9	4.169	140.03
29	15		Thomas JAGER	GER	Ford Focus	1:53.540	8	4.314	139.85
30	14		Thomas KLENKE	GER	Ford Focus	1:53.607	9	4.381	139.77
31	33	I	Adam LACKO	CZE	BMW 320i	1:54.109	13	4.883	139.16
32	54	I	Stefano VALLI	RSM	BMW 320i	1:54.340	8	5.114	138.88
33	36	I	Sascha PLODERL	AUT	Ford Focus ST170	1:54.576	12	5.350	138.59

Ballast Car1(+10kg) 3(+35) 5(+25) 43(+45)
Weather/Track: Sun/Dry

Magny-Cours
Circuit Length = 4.4110 km.
Start: 09:00 End: 09:30

Race Director:	Steward:	Timekeeper:
----------------	----------	-------------

2005 FIA World Touring Car Championship

FREE PRACTICE 1 - SECTOR ANALYSIS

1	Andy PRIAULX			GBR	BMW 320i								
1	X:00.000	173.0	46.313	174.7	38.032	X:00.000	7	34.223	216.4	42.167	180.9	36.911	1:53.301P
2	35.061	196.0	43.533	179.7	41.216	1:59.810	8	3:49.812	213.4	47.112	180.0	35.304	X:00.000
3	33.989	216.4	42.333	180.6	34.560	1:50.882	9	33.925	213.4	46.295	166.4	37.380	1:57.600P
4	34.928	216.4	42.408	180.6	34.468	1:51.804	10	4:24.480	210.5	42.871	180.0	34.570	X:00.000
5	34.142	211.3	42.047	180.3	34.322	1:50.511	11	33.834	212.1	42.456	180.3	34.437	1:50.727
6	33.741	214.7	41.812	180.9	34.374	1:49.927	12	34.172	213.0	42.248	180.3	34.455	1:50.875
2	Gabriele TARQUINI			ITA	Alfa Romeo 156								
1	X:00.000	175.0	52.692	118.8	40.934	X:00.000	6	34.027	209.7	41.849	180.3	34.450	1:50.326
2	34.147	212.1	42.501	180.9	34.737	1:51.385	7	33.953	210.9	41.816	180.9	34.358	1:50.127
3	33.742	216.0	42.568	179.7	34.502	1:50.812	8	33.829	210.9	42.811	160.2	36.820	1:53.460
4	33.782	212.1	42.088	173.0	48.443	2:04.313P	9	33.889	210.9	43.694	180.0	38.471	1:56.054P
5	X:00.000	208.0	42.815	180.0	34.619	X:00.000							
3	James THOMPSON			GBR	Alfa Romeo 156								
1	X:00.000	171.4	48.798	174.7	38.040	X:00.000	7	33.834	213.0	43.020	164.8	41.959	1:58.813P
2	34.528	208.4	44.000	178.8	35.066	1:53.594	8	2:54.288	208.0	45.181	125.7	37.746	4:17.215
3	34.102	208.8	42.311	177.0	34.559	1:50.972	9	34.171	208.4	42.401	177.9	34.651	1:51.223
4	34.226	206.8	50.785	173.9	43.715	2:08.726P	10	34.039	211.3	42.734	177.9	34.929	1:51.702
5	5:00.263	207.6	44.746	177.0	36.010	X:00.000	11	34.542	210.9	44.240	178.8	36.040	1:54.822
6	34.019	208.0	42.548	176.7	34.517	1:51.084	12	34.133	210.9	42.841	178.8	35.132	1:52.106
4	Alessandro ZANARDI			ITA	BMW 320i								
1	X:00.000	173.3	50.083	162.1	39.625	X:00.000	8	34.098	210.9	42.379	178.5	39.389	1:55.866P
2	38.266	155.6	46.545	179.4	36.981	2:01.792	9	4:59.927	210.1	47.832	163.1	39.334	X:00.000
3	35.499	201.1	44.078	178.8	35.904	1:55.481	10	34.103	212.5	42.567	179.7	35.428	1:52.098
4	36.506	188.1	46.132	179.1	35.529	1:58.167	11	34.070	213.0	42.338	179.1	35.354	1:51.762
5	34.244	211.3	42.387	178.8	34.841	1:51.472	12	34.121	212.1	42.413	179.1	34.677	1:51.211
6	34.167	211.7	42.079	179.1	34.550	1:50.796	13	33.963	213.8	46.953	178.8	38.415	1:59.331P
7	34.148	212.5	42.448	178.2	35.247	1:51.843							

Ballast Car1(+10kg) 3(+35) 5(+25) 43(+45)

Weather/Track: Sun/Dry

www.mstworld.com

Page 1 of 7

Magny-Cours
Circuit Length = 4.4110 km.
Start: 09:00 End: 09:30

Printed - 09:35 Saturday, 30 April 2005

2005 FIA World Touring Car Championship FREE PRACTICE 1 - SECTOR ANALYSIS

(contd.)

5	Antonio GARCIA			ESP	BMW 320i			
1	X:00.000 135.5	51.070 127.3	40.541	X:00.000	8 - 5:51.825 210.9	42.667 177.9	34.608	X:00.000
2	- 37.443 169.2	48.802 106.7	37.281	2:03.526	9 - 33.777 211.7	42.265 178.2	34.447	1:50.489
3	- 33.947 212.5	43.012 178.5	34.554	1:51.513	10 - 33.949 210.5	42.319 176.4	34.500	1:50.768
4	- 33.789 214.2	42.445 177.6	34.307	1:50.541	11 - 33.792 212.1	42.562 178.2	34.445	1:50.799
5	- 33.842 210.9	42.442 177.9	34.842	1:51.126	12 - 33.787 212.5	42.538 178.8	34.361	1:50.686
6	- 33.869 210.9	42.484 177.9	34.415	1:50.768	13 - 33.894 212.5	42.633 178.2	34.470	1:50.997
7	- 33.848 210.5	42.395 176.7	39.245	1:55.488P				
6	Fabrizio GIOVANARDI			ITA	Alfa Romeo 156			
1	X:00.000 197.4	44.700 178.2	36.733	X:00.000	2 - 34.072 211.7	42.438 178.2	34.626	1:51.136
7	Augusto FARFUS JR.			BRA	Alfa Romeo 156			
1	X:00.000 204.9	43.904 179.1	35.026	X:00.000	6 - 34.174 210.9	42.589 180.6	40.560	1:57.323P
2	- 34.016 212.5	42.006 180.9	34.407	1:50.429	7 - 3:17.292 207.2	43.753 178.5	35.419	4:36.464
3	- 33.681 213.0	42.125 180.9	34.314	1:50.120	8 - 34.101 210.1	42.201 179.7	34.424	1:50.726
4	- 33.549 216.0	42.536 181.5	35.151	1:51.236	9 - 34.117 209.7	42.081 181.2	34.495	1:50.693
5	- 33.774 211.3	42.082 180.6	34.358	1:50.214	10 - 34.832 190.4	44.495 177.9	38.542	1:57.869P
8	Rickard RYDELL			SWE	SEAT Toledo Cupra			
1	X:00.000 121.2	49.177 166.6	45.509	X:00.000	6 - 33.688 207.6	42.094 177.9	34.291	1:50.073
2	- 34.206 209.7	42.159 178.2	35.296	1:51.661	7 - 33.588 209.3	41.853 178.5	34.216	1:49.657
3	- 33.891 208.8	41.885 179.1	34.468	1:50.244	8 - 34.858 173.9	44.378 174.7	38.490	1:57.726P
4	- 33.970 207.6	42.535 179.1	37.347	1:53.852P	9 - 2:26.991 208.4	42.850 178.8	42.131	3:51.972
5	- 8:23.228 197.8	53.656 134.4	39.130	X:00.000	10 - 34.175 206.8	42.107 177.9	34.730	1:51.012
9	Jordi GENE			ESP	SEAT Toledo Cupra			
1	X:00.000 203.7	45.009 165.3	37.936	X:00.000	7 - 33.705 210.9	42.458 179.1	34.826	1:50.989
2	- 34.194 210.1	42.804 173.3	35.751	1:52.749	8 - 33.669 211.7	42.114 180.0	34.594	1:50.377
3	- 34.178 207.2	42.258 177.9	34.592	1:51.028	9 - 33.688 212.1	43.479 179.1	34.965	1:52.132
4	- 34.107 207.6	44.264 177.9	38.943	1:57.314P	10 - 34.127 208.8	43.453 178.8	41.677	1:59.257P
5	- 6:56.634 207.2	43.263 177.9	34.686	X:00.000	11 - 2:45.281 207.2	43.160 178.5	34.946	4:03.387
6	- 34.464 203.3	42.764 178.5	34.309	1:51.537				
10	Peter TERTING			GER	SEAT Toledo Cupra			
1	X:00.000 204.9	44.826 176.4	35.638	X:00.000	3 - 33.795 210.5	43.020 179.7	34.361	1:51.176
2	- 33.958 210.9	42.472 178.5	34.343	1:50.773	4 - 33.736 209.3	42.073 178.2	34.168	1:49.977

Ballast Car1(+10kg) 3(+35) 5(+25) 43(+45)
Weather/Track: Sun/Dry

www.mstworld.com

Page 2 of 7

Magny-Cours
Circuit Length = 4.4110 km.
Start: 09:00 End: 09:30

Printed - 09:35 Saturday, 30 April 2005

2005 FIA World Touring Car Championship FREE PRACTICE 1 - SECTOR ANALYSIS

(contd.)

14	Thomas KLENKE			GER	Ford Focus			
1	X:00.000 170.8	49.129 135.1	42.055	X:00.000	6 - 34.867 198.8	43.845 170.8	41.787	2:00.499P
2	36.297 195.6	45.226 136.5	43.891	2:05.414P	7 - 4:59.440 183.6	44.052 169.2	37.053	X:00.000
3	4:20.640 197.0	43.813 168.4	36.932	X:00.000	8 - 35.248 200.3	43.835 172.2	39.460	1:58.543P
4	35.344 196.7	44.841 171.9	35.702	1:55.887	9 - 2:15.346 200.3	43.703 172.2	35.815	3:34.864
5	34.902 199.2	43.236 171.9	35.469	1:53.607				
15	Thomas JAGER			GER	Ford Focus			
1	X:00.000 162.8	48.624 170.3	38.000	X:00.000	5 - 35.369 196.3	43.802 171.9	35.488	1:54.659
2	36.133 197.0	44.456 171.7	35.893	1:56.482	6 - 36.029 195.6	43.367 173.0	35.323	1:54.719
3	35.552 199.6	46.635 173.3	41.107	2:03.294P	7 - 35.073 196.3	43.374 171.9	35.093	1:53.540
4	X:00.000 195.6	45.287 172.2	38.516	X:00.000	8 - 35.083 197.4	43.559 171.4	39.180	1:57.822P
19	Valle MAKELA			FIN	Seat Toledo Cupra			
1	X:00.000 190.1	46.083 176.7	38.912	X:00.000	7 - 34.771 208.8	42.839 177.9	35.403	1:53.013
2	35.730 204.5	43.523 177.3	36.088	1:55.341	8 - 34.440 208.8	42.966 178.2	38.979	1:56.385P
3	35.848 201.1	43.684 178.2	35.562	1:55.094	9 - 7:35.990 209.7	43.335 178.5	35.269	X:00.000
4	34.616 210.1	42.621 178.8	35.241	1:52.478	10 - 34.429 209.3	42.484 179.4	35.796	1:52.709
5	34.429 210.1	42.746 177.9	35.287	1:52.462	11 - 34.352 210.5	42.776 179.4	35.035	1:52.163
6	34.893 206.8	43.065 176.7	35.609	1:53.567	12 - 34.133 211.7	42.746 178.8	34.916	1:51.795
20	Tom CORONEL			NED	Seat Toledo Cupra			
1	X:00.000 203.3	45.112 177.0	37.263	X:00.000	6 - 34.437 206.8	42.800 176.7	34.759	1:51.996
2	34.986 208.0	1:10.932 175.0	36.656	2:22.574	7 - 34.340 206.5	42.553 176.4	34.799	1:51.692
3	34.629 208.0	43.163 176.1	35.081	1:52.873	8 - 34.198 207.6	42.516 176.4	34.730	1:51.444
4	34.508 208.4	43.476 175.8	39.094	1:57.078P	9 - 34.045 207.2	42.811 176.4	38.213	1:55.069P
5	3:31.061 205.7	43.425 175.6	35.537	4:50.023				
21	Robert HUFF			GBR	Chevrolet Lacetti			
1	X:00.000 176.7	48.552 169.2	38.051	X:00.000	7 - 34.708 202.2	43.237 173.0	35.187	1:53.126
2	36.386 199.6	45.534 164.6	36.490	1:58.410	8 - 34.734 202.2	43.192 173.3	35.261	1:53.187
3	34.706 204.9	44.271 172.2	35.845	1:54.822	9 - 34.780 201.4	43.527 174.1	35.428	1:53.735
4	34.775 203.7	43.778 174.1	35.461	1:54.014	10 - 35.735 198.1	43.792 174.4	39.872	1:59.399P
5	34.660 202.6	43.569 173.9	36.350	1:54.579	11 - 7:35.124 201.1	44.037 173.0	38.062	X:00.000
6	34.698 202.2	43.307 173.3	35.851	1:53.856	12 - 35.165 202.6	43.923 173.6	35.379	1:54.467

Ballast Car1(+10kg) 3(+35) 5(+25) 43(+45)
Weather/Track: Sun/Dry

www.mstworld.com

Page 3 of 7

Magny-Cours
Circuit Length = 4.4110 km.
Start: 09:00 End: 09:30

Printed - 09:35 Saturday, 30 April 2005

2005 FIA World Touring Car Championship FREE PRACTICE 1 - SECTOR ANALYSIS

(contd.)

22	Nicola LARINI			ITA	Chevrolet Lacetti				
1	X:00.000 174.4	49.191 167.4	38.476	X:00.000	7	8:42.716 199.6	43.413 175.0	36.353	X:00.000
2	35.671 204.9	43.809 175.6	35.799	1:55.279	8	34.715 204.1	42.749 175.3	34.841	1:52.305
3	36.083 204.1	43.306 152.3	35.639	1:55.028	9	34.578 204.5	42.677 175.6	34.895	1:52.150
4	34.458 206.1	42.430 175.6	35.075	1:51.963	10	34.486 204.1	43.802 175.3	35.660	1:53.948
5	34.555 205.3	42.602 175.0	35.278	1:52.435	11	34.529 204.9	43.203 174.7	40.296	1:58.028P
6	34.597 204.1	42.615 175.6	40.695	1:57.907P					
23	Alain MENU			SUI	Chevrolet Lacetti				
1	X:00.000 189.1	47.229 171.7	36.483	X:00.000	4	34.219 207.6	42.885 176.1	34.859	1:51.963
2	35.540 203.3	44.562 171.7	35.140	1:55.242	5	34.209 207.2	42.572 176.7	35.211	1:51.992
3	35.306 194.9	44.820 175.3	37.947	1:58.073	6	35.272 206.1	44.408 175.0	40.332	2:00.012P
26	Roberto COLCIAGO			ITA	Honda Accord Euro R				
1	X:00.000 192.8	46.146 175.6	37.315	X:00.000	4	36.045 176.7	49.115 113.4	42.438	2:07.598P
2	35.814 206.5	44.131 178.5	35.943	1:55.888	5	6:43.514 205.7	43.593 176.4	35.247	X:00.000
3	34.589 208.8	42.642 177.3	34.897	1:52.128	6	34.350 208.8	42.414 178.5	34.920	1:51.684
27	Adriano DE MICHELI			ITA	Honda Accord Euro R				I
1	X:00.000 165.8	47.785 175.6	37.903	X:00.000	8	5:57.737 201.1	43.944 176.7	37.165	X:00.000
2	37.334 195.2	44.882 178.2	37.810	2:00.026	9	34.431 207.2	43.635 144.7	35.879	1:53.945
3	35.466 208.4	44.032 177.6	35.874	1:55.372	10	34.667 208.4	43.042 180.3	41.032	1:58.741
4	35.252 205.7	43.484 177.9	36.409	1:55.145	11	34.866 208.0	43.215 177.9	35.308	1:53.389
5	34.617 208.4	42.844 178.2	35.431	1:52.892	12	34.671 208.4	43.364 178.5	35.520	1:53.555
6	34.877 206.8	43.343 177.9	35.221	1:53.441	13	34.882 208.4	43.344 178.8	35.299	1:53.525
7	35.948 201.8	44.338 177.9	46.348	2:06.634P					
28	Carl ROSENBLAD			SWE	BMW 320i				I
1	X:00.000 187.1	46.827 175.3	36.776	X:00.000	8	6:47.297 200.0	45.983 179.4	37.073	X:00.000
2	35.791 210.5	43.319 180.6	35.073	1:54.183	9	33.928 212.5	42.294 179.1	34.656	1:50.878
3	34.902 208.8	42.696 178.2	34.687	1:52.285	10	34.061 213.8	43.155 179.4	34.684	1:51.900
4	34.021 213.0	42.274 180.3	34.879	1:51.174	11	34.036 211.7	42.479 179.4	34.971	1:51.486
5	33.936 211.7	42.539 179.4	34.800	1:51.275	12	33.884 212.1	42.550 178.8	34.834	1:51.268
6	33.878 212.5	42.647 178.5	34.697	1:51.222	13	33.820 212.1	42.492 179.7	34.786	1:51.098
7	34.390 211.3	42.810 178.8	37.662	1:54.862P					

Ballast Car1(+10kg) 3(+35) 5(+25) 43(+45)
Weather/Track: Sun/Dry

www.mstworld.com

Page 4 of 7

Magny-Cours
Circuit Length = 4.4110 km.
Start: 09:00 End: 09:30

Printed - 09:35 Saturday, 30 April 2005

2005 FIA World Touring Car Championship FREE PRACTICE 1 - SECTOR ANALYSIS

(contd.)

30		Stefano D'ASTE			ITA		BMW 320i		 					
1	-X:00.000	180.3	45.654	175.0	35.892	X:00.000	8	- 4:57.876	208.0	42.975	175.8	35.169	X:00.000	
2	-	34.348	209.3	42.845	175.8	34.903	9	-	34.100	211.3	42.538	177.0	35.183	1:51.821
3	-	34.309	208.8	43.003	175.0	34.742	10	-	33.981	212.1	42.964	177.0	35.122	1:52.067
4	-	34.271	208.8	43.560	177.6	35.031	11	-	34.037	211.3	42.794	176.4	36.619	1:53.450
5	-	34.076	210.1	42.746	175.8	35.490	12	-	34.522	207.2	42.806	176.1	35.143	1:52.471
6	-	34.264	208.4	42.588	175.3	35.007	13	-	34.341	208.4	42.909	176.1	35.411	1:52.661
7	-	35.080	203.0	45.657	142.2	47.280								
						2:08.017P								
31		Giuseppe CIRO			ITA		BMW 320i		 					
1	-X:00.000	176.1	52.301	150.6	40.360	X:00.000	8	-	34.726	204.5	42.969	175.3	35.039	1:52.734
2	-	40.030	170.0	53.834	105.3	38.871	9	-	35.127	204.1	43.801	173.3	40.971	1:59.899P
3	-	37.297	175.6	46.372	174.7	36.246	10	-	4:58.319	163.6	44.387	175.6	35.874	X:00.000
4	-	34.784	207.6	43.514	174.4	36.268	11	-	34.641	207.2	43.026	175.6	34.964	1:52.631
5	-	34.586	207.6	43.100	175.8	35.263	12	-	35.035	207.2	42.616	177.3	34.954	1:52.605
6	-	35.073	207.2	43.021	174.7	35.232	13	-	34.357	206.8	43.011	175.0	34.986	1:52.354
7	-	34.719	207.2	43.032	175.6	35.016								
						1:52.767								
32		Marc HENNERICI			GER		BMW 320i		 					
1	-X:00.000	197.8	45.906	178.2	36.554	X:00.000	8	-	34.332	209.7	43.095	178.5	34.429	1:51.856
2	-	35.423	211.3	44.851	179.1	35.567	9	-	34.422	209.7	42.678	178.2	34.490	1:51.590
3	-	35.015	211.3	44.026	179.1	35.207	10	-	34.196	209.7	43.057	179.1	46.919	2:04.172P
4	-	34.686	211.3	43.456	177.0	35.093	11	-	3:09.613	210.5	43.323	178.8	35.253	4:28.189
5	-	34.497	210.5	43.445	179.1	38.157	12	-	34.175	213.8	43.601	179.1	35.035	1:52.811
6	-	3:33.966	209.3	43.845	176.7	36.085	13	-	34.071	210.1	43.010	179.7	34.772	1:51.853
7	-	34.675	208.8	43.345	176.7	35.058								
						1:53.078								
33		Adam LACKO			CZE		BMW 320i		 					
1	-					X:00.000P	8	-	34.426	210.5	44.323	179.4	36.394	1:55.143
2	-					3:20.350	9	-	34.703	210.9	44.282	178.5	38.322	1:57.307P
3	-					1:55.163	10	-	4:20.788	202.2	46.743	179.4	36.539	X:00.000
4	-					1:56.712	11	-	35.214	209.7	42.977	180.0	35.918	1:54.109
5	-	34.619	211.3	44.522	177.3	35.849	12	-	34.835	205.3	44.197	165.6	36.337	1:55.369
6	-	35.266	211.3	44.267	175.6	36.797	13	-	34.999	209.3	44.101	170.8	35.940	1:55.040
7	-	34.711	208.4	43.898	177.0	35.662								
						1:54.271								

Ballast Car1(+10kg) 3(+35) 5(+25) 43(+45)
Weather/Track: Sun/Dry

www.mstworld.com

Page 5 of 7

Magny-Cours
Circuit Length = 4.4110 km.
Start: 09:00 End: 09:30

Printed - 09:35 Saturday, 30 April 2005

2005 FIA World Touring Car Championship FREE PRACTICE 1 - SECTOR ANALYSIS

(contd.)

36	Sascha PLODERL			AUT	Ford Focus ST170			
1 -				X:00.000	7 - 35.178 201.4	43.588 173.9	35.810	1:54.576
2 -				2:00.769	8 - 35.965 179.4	50.072 144.3	44.334	2:10.371P
3 - 35.933 203.3	46.947 156.9	41.345		2:04.225P	9 - 4:31.060 190.8	45.920 173.9	36.224	X:00.000
4 - 2:45.955 160.4	45.150 171.7	37.750		4:08.855	10 - 36.030 198.5	44.226 173.6	36.526	1:56.782
5 - 36.577 169.5	44.658 173.6	36.134		1:57.369	11 - 35.400 201.4	43.902 173.3	36.286	1:55.588
6 - 35.346 202.6	43.484 173.0	35.957		1:54.787	12 - 35.523 198.8	47.535 165.3	42.399	2:05.457P
37	Frank DIEFENBACHER			GER	Ford Focus ST170			
1 -				X:00.000P	6 - 34.812 202.6	43.212 172.8	38.246	1:56.270P
2 -				X:00.000	7 - 8:12.125 182.7	44.505 147.9	37.754	X:00.000
3 -	1:18.774 171.4			1:54.511	8 - 34.673 203.7	43.178 173.9	35.544	1:53.395
4 - 35.007 204.1	43.473 174.4	35.383		1:53.863	9 - 34.599 203.3	43.129 173.6	38.670	1:56.398P
5 - 34.680 203.3	43.241 173.3	35.606		1:53.527				
42	Jorg MULLER			GER	BMW 320i			
1 - X:00.000 190.4	47.405 173.9	36.468		X:00.000	5 - 33.561 215.5	41.508 180.9	34.157	1:49.226
2 - 35.428 211.3	42.649 180.3	35.425		1:53.502	6 - 33.305 215.5	41.907 181.2	34.153	1:49.365
3 - 33.761 213.4	44.361 178.8	1:02.878		2:21.000	7 - 33.635 213.0	41.517 178.2	34.219	1:49.371
4 - 33.906 213.4	41.710 180.3	34.087		1:49.703	8 - 34.143 210.5	42.393 180.9	37.971	1:54.507P
43	Dirk MULLER			GER	BMW 320i			
1 - X:00.000 179.4	45.042 177.9	35.524		X:00.000	7 - 34.372 212.1	42.979 178.2	38.761	1:56.112P
2 - 34.223 211.3	42.406 179.7	34.963		1:51.592	8 - 4:01.076 210.9	42.942 176.4	34.871	X:00.000
3 - 33.860 212.5	42.226 177.9	34.501		1:50.587	9 - 33.841 210.1	41.884 177.6	34.520	1:50.245
4 - 33.724 212.1	41.928 179.1	34.530		1:50.182	10 - 33.681 211.3	42.020 178.2	34.257	1:49.958
5 - 33.797 212.5	41.941 178.8	34.437		1:50.175	11 - 33.835 212.1	41.865 178.8	34.364	1:50.064
6 - 33.823 211.7	41.916 178.5	34.529		1:50.268	12 - 33.678 212.1	42.552 178.8	38.901	1:55.131P
51	Salvatore TAVANO			ITA	Alfa Romeo 156			
1 - X:00.000 203.7	44.898 176.7	42.145		X:00.000P	7 - 34.455 206.5	43.699 177.0	45.068	2:03.222P
2 - 2:01.021 205.7	43.470 176.7	35.167		3:19.658	8 - 3:32.284 203.3	42.945 176.4	35.152	4:50.381
3 - 34.738 210.5	42.888 175.0	34.722		1:52.348	9 - 34.271 206.8	42.696 177.3	34.892	1:51.859
4 - 34.822 206.5	42.798 177.0	35.175		1:52.795	10 - 34.327 206.5	42.754 177.0	34.971	1:52.052
5 - 34.706 204.9	43.112 175.3	34.930		1:52.748	11 - 34.458 206.5	42.784 176.7	34.852	1:52.094
6 - 34.237 206.8	42.650 176.7	34.915		1:51.802	12 - 51.370 125.5	48.851 163.3	44.367	2:24.588P

Ballast Car1(+10kg) 3(+35) 5(+25) 43(+45)
Weather/Track: Sun/Dry

www.mstworld.com

Page 6 of 7

Magny-Cours
Circuit Length = 4.4110 km.
Start: 09:00 End: 09:30

Printed - 09:35 Saturday, 30 April 2005

2005 FIA World Touring Car Championship FREE PRACTICE 1 - SECTOR ANALYSIS

(contd.)

52	Andrea LARINI			ITA	Alfa Romeo 156			
1	X:00.000 195.2	45.959 177.3	40.926	X:00.000P	5 - 34.819 210.5	42.919 177.6	35.327	1:53.065
2	2:10.951 197.0	44.174 176.4	39.950	3:35.075P	6 - 35.235 206.5	42.980 177.9	35.224	1:53.439
3	X:00.000 200.7	45.135 175.3	35.829	X:00.000	7 - 34.553 210.1	42.721 177.9	35.555	1:52.829
4	35.866 204.5	43.444 175.8	35.965	1:55.275				
53	Gianluca DE LORENZI			ITA	BMW 320i			
1	X:00.000 160.7	46.556 175.8	36.928	X:00.000	8 - 35.423 175.8	46.413 174.4	41.689	2:03.525P
2	35.395 209.3	43.379 177.6	35.289	1:54.063	9 - 6:19.339 144.7	45.621 176.7	35.123	X:00.000
3	34.611 208.8	43.212 176.4	34.806	1:52.629	10 - 34.615 207.6	43.465 177.3	34.777	1:52.857
4	35.935 192.1	44.129 176.7	35.200	1:55.264	11 - 35.192 203.3	42.802 176.4	34.608	1:52.602
5	34.456 209.7	43.188 176.4	34.936	1:52.580	12 - 34.451 206.5	42.849 176.4	34.636	1:51.936
6	34.483 206.8	43.112 175.8	34.900	1:52.495	13 - 34.366 206.8	42.830 175.3	35.262	1:52.458
7	34.257 209.7	43.076 177.3	35.049	1:52.382				
54	Stefano VALLI			RSM	BMW 320i			
1	X:00.000 182.1	50.430 171.7	38.055	X:00.000	5 - 35.461 205.3	44.075 174.4	35.582	1:55.118
2	36.719 204.9	45.749 173.9	39.476	2:01.944P	6 - 35.052 206.5	43.921 173.6	35.367	1:54.340
3	3:12.373 205.7	44.580 173.9	35.389	4:32.342	7 - 35.254 197.4	44.243 174.7	35.087	1:54.584
4	35.482 205.7	44.499 173.3	36.365	1:56.346	8 - 35.302 206.1	43.833 174.7	38.227	1:57.362P
55	Alessandro BALZAN			ITA	SEAT Toledo Cupra			
1	X:00.000 187.5	47.195 176.7	37.512	X:00.000	7 - 5:47.475 205.7	43.537 177.0	35.746	X:00.000
2	35.773 206.8	43.881 176.4	36.046	1:55.700	8 - 34.611 205.3	42.880 175.8	35.385	1:52.876
3	34.498 210.5	44.255 177.0	35.713	1:54.466	9 - 34.413 207.2	42.672 176.7	34.971	1:52.056
4	34.471 207.6	42.980 177.3	35.305	1:52.756	10 - 34.502 206.8	42.728 177.6	35.212	1:52.442
5	34.281 210.5	43.505 178.8	37.913	1:55.699	11 - 34.394 207.6	43.220 140.9	41.088	1:58.702P
6	34.688 208.0	44.343 176.4	41.265	2:00.296P				

Ballast Car1(+10kg) 3(+35) 5(+25) 43(+45)
Weather/Track: Sun/Dry

www.mstworld.com

Page 7 of 7

Magny-Cours
Circuit Length = 4.4110 km.
Start: 09:00 End: 09:30

Printed - 09:35 Saturday, 30 April 2005

2005 FIA World Touring Car Championship

FREE PRACTICE 1 - SPEED TRAP - SECTOR 1

POS	NO	CL	DRIVER	NAT	CAR	KPH
1	1		Andy PRIAULX	GBR	BMW 320i	216.4
2	7		Augusto FARFUS JR.	BRA	Alfa Romeo 156	216.0
3	2		Gabriele TARQUINI	ITA	Alfa Romeo 156	216.0
4	42		Jorg MULLER	GER	BMW 320i	215.5
5	5		Antonio GARCIA	ESP	BMW 320i	214.2
6	4		Alessandro ZANARDI	ITA	BMW 320i	213.8
7	32		Marc HENNERICI	GER	BMW 320i	213.8
8	28		Carl ROSENBLAD	SWE	BMW 320i	213.8
9	3		James THOMPSON	GBR	Alfa Romeo 156	213.0
10	9		Jordi GENE	ESP	SEAT Toledo Cupra	212.5
11	43		Dirk MULLER	GER	BMW 320i	212.5
12	30		Stefano D'ASTE	ITA	BMW 320i	212.1
13	19		Valle MAKELA	FIN	Seat Toledo Cupra	211.7
14	6		Fabrizio GIOVANARDI	ITA	Alfa Romeo 156	211.7
15	33		Adam LACKO	CZE	BMW 320i	211.3
16	10		Peter TERTING	GER	SEAT Toledo Cupra	210.9
17	52		Andrea LARINI	ITA	Alfa Romeo 156	210.5
18	51		Salvatore TAVANO	ITA	Alfa Romeo 156	210.5
19	55		Alessandro BALZAN	ITA	SEAT Toledo Cupra	210.5
20	53		Gianluca DE LORENZI	ITA	BMW 320i	209.7
21	8		Rickard RYDELL	SWE	SEAT Toledo Cupra	209.7
22	27		Adriano DE MICHELI	ITA	Honda Accord Euro R	208.8
23	26		Roberto COLCIAGO	ITA	Honda Accord Euro R	208.8
24	20		Tom CORONEL	NED	Seat Toledo Cupra	208.4
25	31		Giuseppe CIRO	ITA	BMW 320i	207.6
26	23		Alain MENU	SUI	Chevrolet Lacetti	207.6
27	54		Stefano VALLI	RSM	BMW 320i	206.5
28	22		Nicola LARINI	ITA	Chevrolet Lacetti	206.1
29	21		Robert HUFF	GBR	Chevrolet Lacetti	204.9
30	37		Frank DIEFENBACHER	GER	Ford Focus ST170	204.1
31	36		Sascha PLODERL	AUT	Ford Focus ST170	203.3
32	14		Thomas KLENKE	GER	Ford Focus	200.3
33	15		Thomas JAGER	GER	Ford Focus	199.6

Ballast Car1(+10kg) 3(+35) 5(+25) 43(+45)
Weather/Track: Sun/Dry

www.mstworld.com

Magny-Cours
Circuit Length = 4.4110 km.
Start: 09:00 End: 09:30

Printed - 09:36 Saturday, 30 April 2005

2005 FIA World Touring Car Championship FREE PRACTICE 1 - SPEED TRAP - SECTOR 2

(contd.)

POS	NO	CL	DRIVER	NAT	CAR	KPH
1	7		Augusto FARFUS JR.	BRA	Alfa Romeo 156	181.5
2	42		Jorg MULLER	GER	BMW 320i	181.2
3	1		Andy PRIAULX	GBR	BMW 320i	180.9
4	2		Gabriele TARQUINI	ITA	Alfa Romeo 156	180.9
5	28		Carl ROSENBLAD	SWE	BMW 320i	180.6
6	27		Adriano DE MICHELI	ITA	Honda Accord Euro R	180.3
7	33		Adam LACKO	CZE	BMW 320i	180.0
8	9		Jordi GENE	ESP	SEAT Toledo Cupra	180.0
9	32		Marc HENNERICI	GER	BMW 320i	179.7
10	4		Alessandro ZANARDI	ITA	BMW 320i	179.7
11	10		Peter TERTING	GER	SEAT Toledo Cupra	179.7
12	43		Dirk MULLER	GER	BMW 320i	179.7
13	19		Valle MAKELA	FIN	Seat Toledo Cupra	179.4
14	3		James THOMPSON	GBR	Alfa Romeo 156	179.1
15	8		Rickard RYDELL	SWE	SEAT Toledo Cupra	179.1
16	5		Antonio GARCIA	ESP	BMW 320i	178.8
17	55		Alessandro BALZAN	ITA	SEAT Toledo Cupra	178.8
18	26		Roberto COLCIAGO	ITA	Honda Accord Euro R	178.5
19	6		Fabrizio GIOVANARDI	ITA	Alfa Romeo 156	178.2
20	52		Andrea LARINI	ITA	Alfa Romeo 156	177.9
21	30		Stefano D'ASTE	ITA	BMW 320i	177.6
22	53		Gianluca DE LORENZI	ITA	BMW 320i	177.6
23	31		Giuseppe CIRO	ITA	BMW 320i	177.3
24	51		Salvatore TAVANO	ITA	Alfa Romeo 156	177.3
25	20		Tom CORONEL	NED	Seat Toledo Cupra	177.0
26	23		Alain MENU	SUI	Chevrolet Lacetti	176.7
27	22		Nicola LARINI	ITA	Chevrolet Lacetti	175.6
28	54		Stefano VALLI	RSM	BMW 320i	174.7
29	21		Robert HUFF	GBR	Chevrolet Lacetti	174.4
30	37		Frank DIEFENBACHER	GER	Ford Focus ST170	174.4
31	36		Sascha PLODERL	AUT	Ford Focus ST170	173.9
32	14		Thomas KLENKE	GER	Ford Focus	173.3
33	15		Thomas JAGER	GER	Ford Focus	173.3

Ballast Car1(+10kg) 3(+35) 5(+25) 43(+45)
Weather/Track: Sun/Dry

www.mstworld.com

Magny-Cours
Circuit Length = 4.4110 km.
Start: 09:00 End: 09:30

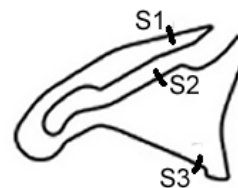
Printed - 09:36 Saturday, 30 April 2005

2005 FIA World Touring Car Championship

Free Practice 1 - Best Sector Times Report

POS	SECTOR 1			SECTOR 2			SECTOR 3			IDEAL/BEST LAP COMPARISON					
	NO	TIME	LAP	NO	TIME	LAP	NO	TIME	LAP	NO	NAME	IDEAL	BEST	LAP	DIFF
1	42	33.305	6	42	41.508	5	42	34.087	4	42	MULLER	1:48.900	1:49.226	5	+ 0.326
2	7	33.549	4	1	41.812	6	10	34.168	4	8	RYDELL	1:49.657	1:49.657	7	+ 0.000
3	8	33.588	7	2	41.816	7	8	34.216	7	43	MULLER	1:49.800	1:49.958	10	+ 0.158
4	9	33.669	8	8	41.853	7	43	34.257	10	7	FARFUS JR.	1:49.869	1:50.120	3	+ 0.251
5	43	33.678	12	43	41.865	11	5	34.307	4	1	PRIAULX	1:49.875	1:49.927	6	+ 0.052
6	10	33.736	4	7	42.006	2	9	34.309	6	2	TARQUINI	1:49.916	1:50.127	7	+ 0.211
7	1	33.741	6	10	42.073	4	7	34.314	3	10	TERTING	1:49.977	1:49.977	4	+ 0.000
8	2	33.742	3	4	42.079	6	1	34.322	5	9	GENE	1:50.092	1:50.377	8	+ 0.285
9	5	33.777	9	9	42.114	8	2	34.358	7	5	GARCIA	1:50.349	1:50.489	9	+ 0.140
10	28	33.820	13	5	42.265	9	32	34.429	8	4	ZANARDI	1:50.592	1:50.796	6	+ 0.204
11	3	33.834	7	28	42.274	4	3	34.517	6	3	THOMPSON	1:50.662	1:50.972	3	+ 0.310
12	4	33.963	13	3	42.311	3	4	34.550	6	28	ROSENBLAD	1:50.750	1:50.878	9	+ 0.128
13	30	33.981	10	26	42.414	6	53	34.608	11	6	GIOVANARD	1:51.136	1:51.136	2	+ 0.000
14	20	34.045	9	22	42.430	4	6	34.626	2	32	HENNERICI	1:51.178	1:51.590	9	+ 0.412
15	32	34.071	13	6	42.438	2	28	34.656	9	30	D'ASTE	1:51.261	1:51.821	9	+ 0.560
16	6	34.072	2	19	42.484	10	51	34.722	3	20	CORONEL	1:51.291	1:51.444	8	+ 0.153
17	19	34.133	12	20	42.516	8	20	34.730	8	19	MAKELA	1:51.533	1:51.795	12	+ 0.262
18	23	34.209	5	30	42.538	9	30	34.742	3	51	TAVANO	1:51.609	1:51.802	6	+ 0.193
19	51	34.237	6	23	42.572	5	22	34.841	8	23	MENU	1:51.640	1:51.963	4	+ 0.323
20	53	34.257	7	31	42.616	12	23	34.859	4	26	COLCIAGO	1:51.661	1:51.684	6	+ 0.023
21	55	34.281	5	51	42.650	6	26	34.897	3	53	DE LORENZI	1:51.667	1:51.936	12	+ 0.269
22	26	34.350	6	55	42.672	9	19	34.916	12	22	LARINI	1:51.729	1:51.963	4	+ 0.234
23	31	34.357	13	32	42.678	9	31	34.954	12	55	BALZAN	1:51.924	1:52.056	9	+ 0.132
24	33	34.426	8	52	42.721	7	55	34.971	9	31	CIRO	1:51.927	1:52.354	13	+ 0.427
25	27	34.431	9	53	42.802	11	54	35.087	7	27	DE MICHELI	1:52.496	1:52.892	5	+ 0.396
26	22	34.458	4	27	42.844	5	15	35.093	7	52	LARINI	1:52.498	1:52.829	7	+ 0.331
27	52	34.553	7	33	42.977	11	21	35.181	7	21	HUFF	1:53.033	1:53.126	7	+ 0.093
28	37	34.599	9	37	43.129	9	27	35.221	6	33	LACKO	1:53.065	1:54.109	11	+ 1.044
29	21	34.660	5	21	43.192	8	52	35.224	6	37	DIEFENBAC	1:53.111	1:53.395	8	+ 0.284
30	14	34.867	6	14	43.236	5	37	35.383	4	15	JAGER	1:53.533	1:53.540	7	+ 0.007
31	54	35.052	6	15	43.367	6	14	35.469	5	14	KLENKE	1:53.572	1:53.607	5	+ 0.035
32	15	35.073	7	36	43.484	6	33	35.662	7	54	VALLI	1:53.972	1:54.340	6	+ 0.368
33	36	35.178	7	54	43.833	8	36	35.810	7	36	PLODERL	1:54.472	1:54.576	7	+ 0.104

'Perfect Lap' - 1:48.900



Circuit Length - 4.4110 kilometres
Circuit de Nevers
Magny-Cours

2005 FIA World Touring Car Championship FREE PRACTICE 2

POS	NO	CL	DRIVER	NAT	CAR	TIME	LAPS	GAP	KPH
1	2		Gabriele TARQUINI	ITA	Alfa Romeo 156	1:50.327	11		143.93
2	9		Jordi GENE	ESP	SEAT Toledo Cupra	1:50.465	12	0.138	143.75
3	42		Jorg MULLER	GER	BMW 320i	1:50.564	8	0.237	143.62
4	43		Dirk MULLER	GER	BMW 320i	1:50.910	12	0.583	143.17
5	7		Augusto FARFUS JR.	BRA	Alfa Romeo 156	1:51.024	12	0.697	143.02
6	1		Andy PRIAULX	GBR	BMW 320i	1:51.048	13	0.721	142.99
7	3		James THOMPSON	GBR	Alfa Romeo 156	1:51.117	12	0.790	142.90
8	5		Antonio GARCIA	ESP	BMW 320i	1:51.222	12	0.895	142.77
9	8		Rickard RYDELL	SWE	SEAT Toledo Cupra	1:51.242	9	0.915	142.74
10	32	I	Marc HENNERICI	GER	BMW 320i	1:51.514	13	1.187	142.40
11	10		Peter TERTING	GER	SEAT Toledo Cupra	1:51.544	13	1.217	142.36
12	4		Alessandro ZANARDI	ITA	BMW 320i	1:51.708	14	1.381	142.15
13	28	I	Carl ROSENBLAD	SWE	BMW 320i	1:51.904	11	1.577	141.90
14	20	I	Tom CORONEL	NED	Seat Toledo Cupra	1:52.094	9	1.767	141.66
15	53	I	Gianluca DE LORENZI	ITA	BMW 320i	1:52.116	13	1.789	141.63
16	6		Fabrizio GIOVANARDI	ITA	Alfa Romeo 156	1:52.399	8	2.072	141.27
17	22		Nicola LARINI	ITA	Chevrolet Lacetti	1:52.516	8	2.189	141.13
18	30	I	Stefano D'ASTE	ITA	BMW 320i	1:52.575	7	2.248	141.05
19	23		Alain MENU	SUI	Chevrolet Lacetti	1:52.857	9	2.530	140.70
20	19	I	Valle MAKELA	FIN	Seat Toledo Cupra	1:52.959	13	2.632	140.57
21	51	I	Salvatore TAVANO	ITA	Alfa Romeo 156	1:53.014	12	2.687	140.51
22	31	I	Giuseppe CIRO	ITA	BMW 320i	1:53.017	11	2.690	140.50
23	52	I	Andrea LARINI	ITA	Alfa Romeo 156	1:53.055	11	2.728	140.45
24	27	I	Adriano DE MICHELI	ITA	Honda Accord Euro R	1:53.419	10	3.092	140.00
25	55	I	Alessandro BALZAN	ITA	SEAT Toledo Cupra	1:53.459	7	3.132	139.95
26	21		Robert HUFF	GBR	Chevrolet Lacetti	1:53.712	12	3.385	139.64
27	15		Thomas JAGER	GER	Ford Focus	1:53.787	10	3.460	139.55
28	37	I	Frank DIEFENBACHER	GER	Ford Focus ST170	1:54.012	11	3.685	139.28
29	33	I	Adam LACKO	CZE	BMW 320i	1:54.404	12	4.077	138.80
30	54	I	Stefano VALLI	RSM	BMW 320i	1:54.703	12	4.376	138.44
31	36	I	Sascha PLODERL	AUT	Ford Focus ST170	1:55.412	12	5.085	137.59
32	14		Thomas KLENKE	GER	Ford Focus	1:55.644	5	5.317	137.31
33	26		Roberto COLCIAGO	ITA	Honda Accord Euro R	12:30.260	3	10:39.933	21.16

Ballast Car1(+10kg) 3(+35) 5(+25) 43(+45)
Weather/Track: Sun/Dry

Magny-Cours
Circuit Length = 4.4110 km.
Start: 12:30 End: 13:00

Race Director:	Steward:	Timekeeper:
----------------	----------	-------------

2005 FIA World Touring Car Championship

FREE PRACTICE 2 - SECTOR ANALYSIS

1	Andy PRIAULX			GBR	BMW 320i			
1	X:00.000 164.3	45.779 178.5	36.620	X:00.000	8 - 33.940 211.3	42.612 178.2	34.851	1:51.403
2	35.030 208.4	42.950 179.1	35.465	1:53.445	9 - 34.081 212.1	42.538 178.5	36.468	1:53.087P
3	34.080 212.5	42.533 178.2	34.477	1:51.090	10 - 3:19.950 194.5	43.767 178.2	39.342	4:43.059
4	34.096 209.3	42.666 177.6	34.876	1:51.638	11 - 34.078 210.5	42.765 177.0	34.677	1:51.520
5	34.335 209.3	42.724 177.6	37.027	1:54.086P	12 - 33.919 211.3	42.577 177.9	34.552	1:51.048
6	4:24.119 209.3	43.119 176.7	34.810	X:00.000	13 - 34.619 208.0	43.297 176.1	38.795	1:56.711P
7	34.077 210.1	42.387 177.9	34.692	1:51.156				
2	Gabriele TARQUINI			ITA	Alfa Romeo 156			
1	X:00.000 192.1	45.448 179.7	37.414	X:00.000	7 - 34.190 210.1	42.668 179.7	34.778	1:51.636
2	33.811 213.8	44.283 180.3	35.269	1:53.363	8 - 34.144 210.9	42.664 180.0	35.116	1:51.924
3	33.951 212.1	42.633 179.1	34.711	1:51.295	9 - 34.677 210.5	44.300 180.0	39.348	1:58.325P
4	33.896 212.5	42.582 180.0	34.897	1:51.375	10 - 3:52.200 213.4	42.752 180.3	37.905	X:00.000
5	34.220 197.0	44.380 169.2	40.980	1:59.580P	11 - 33.635 213.0	42.054 180.9	34.638	1:50.327
6	6:14.712 206.8	43.313 178.2	35.053	X:00.000				
3	James THOMPSON			GBR	Alfa Romeo 156			
1	X:00.000 205.3	47.826 149.1	37.489	X:00.000	7 - 3:07.794 206.5	46.830 177.3	35.293	4:29.917
2	34.103 209.7	42.465 175.0	34.549	1:51.117	8 - 34.145 207.6	42.758 177.0	35.193	1:52.096
3	33.853 212.5	43.651 177.6	39.246	1:56.750P	9 - 34.291 208.8	43.191 176.4	37.756	1:55.238P
4	3:32.467 202.2	45.486 173.9	36.184	4:54.137	10 - 2:42.267 208.8	43.993 177.9	35.645	4:01.905
5	34.017 207.2	42.783 176.7	35.566	1:52.366	11 - 34.253 208.4	42.802 178.5	35.337	1:52.392
6	34.450 208.8	42.770 177.3	38.938	1:56.158P	12 - 34.301 210.5	43.066 178.8	44.472	2:01.839P
4	Alessandro ZANARDI			ITA	BMW 320i			
1	X:00.000 88.7	49.800 177.9	36.530	X:00.000	8 - 34.666 208.8	42.589 177.9	35.241	1:52.496
2	34.347 211.3	42.812 178.2	35.349	1:52.508	9 - 34.095 210.5	42.475 178.2	35.177	1:51.747
3	34.301 210.9	42.652 177.6	35.050	1:52.003	10 - 35.292 208.0	47.123 160.4	36.533	1:58.948
4	37.361 185.2	45.558 170.0	35.767	1:58.686	11 - 34.188 210.1	42.718 177.3	35.109	1:52.015
5	34.205 208.8	42.716 179.1	34.787	1:51.708	12 - 34.118 209.7	42.638 177.0	35.526	1:52.282
6	34.447 212.5	46.439 173.3	38.368	1:59.254P	13 - 34.778 209.3	45.987 178.5	35.925	1:56.690
7	3:52.370 203.7	43.631 174.4	35.873	X:00.000	14 - 34.109 210.9	43.547 177.0	44.537	2:02.193P
5	Antonio GARCIA			ESP	BMW 320i			
1	X:00.000 191.8	45.635 176.1	35.916	X:00.000	7 - 3:39.868 206.8	43.088 176.4	34.680	4:57.636
2	34.076 211.7	42.918 177.3	34.982	1:51.976	8 - 33.925 211.3	42.650 177.6	34.647	1:51.222
3	33.878 212.5	43.080 176.1	35.000	1:51.958	9 - 33.890 212.5	43.895 176.4	35.842	1:53.627
4	33.811 211.7	42.895 177.0	34.841	1:51.547	10 - 33.916 212.5	42.665 177.9	39.866	1:56.447P
5	33.920 210.5	42.792 176.7	34.733	1:51.445	11 - 4:00.727 209.3	43.016 177.9	34.806	X:00.000
6	34.046 210.1	42.858 175.8	40.623	1:57.527P	12 - 34.038 210.5	42.798 177.9	34.721	1:51.557

Ballast Car1(+10kg) 3(+35) 5(+25) 43(+45)
Weather/Track: Sun/Dry

www.mstworld.com

Page 1 of 7

Magny-Cours
Circuit Length = 4.4110 km.
Start: 12:30 End: 13:00

Printed - 13:05 Saturday, 30 April 2005

2005 FIA World Touring Car Championship FREE PRACTICE 2 - SECTOR ANALYSIS

(contd.)

6	Fabrizio GIOVANARDI			ITA	Alfa Romeo 156				
1	X:00.000 199.2	47.265 174.1	43.668	X:00.000P	5	5:28.468 212.5	43.797 176.4	35.365	X:00.000
2	2:11.117 133.6	45.277 177.3	35.070	3:31.464	6	34.119 209.3	42.766 178.8	35.586	1:52.471
3	3: 33.874 210.5	43.429 177.6	35.096	1:52.399	7	34.123 209.7	42.597 178.5	37.187	1:53.907
4	33.938 210.9	42.651 178.5	38.216	1:54.805P	8	34.166 210.1	42.911 178.5	42.434	1:59.511P
7	Augusto FARFUS JR.			BRA	Alfa Romeo 156				
1	X:00.000 208.8	43.828 177.6	35.597	X:00.000	7	34.029 208.8	42.438 178.8	34.658	1:51.125
2	34.138 210.5	42.784 178.8	35.377	1:52.299	8	34.221 207.6	43.443 177.3	39.283	1:56.947P
3	34.974 207.2	42.689 178.2	34.865	1:52.528	9	4:44.366 145.5	45.753 177.6	35.026	X:00.000
4	34.264 210.5	42.902 177.9	38.322	1:55.488P	10	34.078 209.3	42.523 178.2	34.901	1:51.502
5	3:55.897 206.1	43.448 177.0	35.113	X:00.000	11	34.075 211.3	43.358 178.5	34.723	1:52.156
6	3: 33.936 206.8	42.432 177.3	34.656	1:51.024	12	34.248 212.1	42.950 178.8	41.247	1:58.445P
8	Rickard RYDELL			SWE	SEAT Toledo Cupra				
1	X:00.000 204.9	43.517 177.3	35.422	X:00.000	6	34.337 206.8	42.781 177.6	34.756	1:51.874
2	34.100 206.8	42.536 176.4	34.606	1:51.242	7	34.180 206.8	42.995 176.4	34.748	1:51.923
3	34.088 206.8	42.728 176.7	35.465	1:52.281	8	34.051 208.8	43.583 177.3	39.327	1:56.961
4	34.196 205.7	42.931 177.3	38.083	1:55.210P	9	35.206 202.2	43.027 176.7	38.534	1:56.767P
5	7:32.637 206.1	47.503 175.0	35.907	X:00.000					
9	Jordi GENE			ESP	SEAT Toledo Cupra				
1	X:00.000 206.1	44.341 173.6	35.858	X:00.000	7	34.061 207.6	42.853 175.3	35.139	1:52.053
2	34.477 207.6	43.839 176.4	35.047	1:53.363	8	34.482 206.5	43.079 176.7	37.740	1:55.301P
3	34.037 210.1	42.528 176.7	34.807	1:51.372	9	2:46.552 198.1	44.413 175.8	35.213	4:06.178
4	33.957 209.3	43.065 175.6	38.910	1:55.932P	10	33.624 210.1	42.518 175.8	34.498	1:50.640
5	4:38.817 202.6	43.666 174.7	35.224	X:00.000	11	33.615 208.8	42.326 176.7	34.524	1:50.465
6	34.284 207.2	42.836 176.1	34.900	1:52.020	12	34.003 209.7	43.392 177.0	39.575	1:56.970P
10	Peter TERTING			GER	SEAT Toledo Cupra				
1	X:00.000 208.8	43.909 177.9	35.215	X:00.000	8	34.015 211.3	42.966 177.0	34.753	1:51.734
2	34.184 210.1	42.766 177.0	35.780	1:52.730	9	34.141 209.7	42.947 177.3	34.959	1:52.047
3	34.020 209.7	43.621 177.9	34.777	1:52.418	10	34.103 208.8	42.932 177.3	34.819	1:51.854
4	34.736 205.7	43.074 178.5	38.884	1:56.694P	11	34.264 208.8	42.988 179.1	35.219	1:52.471
5	6:21.452 207.6	43.318 178.8	34.986	X:00.000	12	34.294 208.8	42.728 178.2	34.943	1:51.965
6	34.134 209.7	42.696 177.6	34.714	1:51.544	13	34.210 209.7	43.957 177.0	38.813	1:56.980P
7	3: 33.949 213.0	42.889 179.7	36.690	1:53.528					

Ballast Car1(+10kg) 3(+35) 5(+25) 43(+45)
Weather/Track: Sun/Dry

www.mstworld.com

Page 2 of 7

Magny-Cours
Circuit Length = 4.4110 km.
Start: 12:30 End: 13:00

Printed - 13:05 Saturday, 30 April 2005

2005 FIA World Touring Car Championship FREE PRACTICE 2 - SECTOR ANALYSIS

(contd.)

14	Thomas KLENKE			GER	Ford Focus				
1	X:00.000 186.8	44.926 170.0	35.819	X:00.000	4	8:48.589 197.4	44.382 171.1	35.525	X:00.000
2	35.745 195.2	44.136 170.0	35.763	1:55.644	5	34.759 197.8	49.244 130.9	46.438	2:10.441P
3	36.117 194.5	44.719 169.2	39.456	2:00.292P					
15	Thomas JAGER			GER	Ford Focus				
1	X:00.000 192.1	45.446 169.2	35.933	X:00.000	6	5:00.226 194.5	46.140 156.0	37.164	X:00.000
2	35.106 196.3	43.405 170.3	35.364	1:53.875	7	34.864 197.8	44.152 173.3	39.202	1:58.218P
3	34.821 196.3	43.634 170.0	35.525	1:53.980	8	3:11.379 197.0	45.752 170.8	35.717	4:32.848
4	34.926 196.0	43.568 169.2	35.293	1:53.787	9	35.110 197.4	44.635 173.0	35.561	1:55.306
5	35.018 195.6	43.595 170.0	40.248	1:58.861P	10	34.893 198.1	43.806 171.4	35.917	1:54.616
19	Valle MAKELA			FIN	Seat Toledo Cupra				I
1	X:00.000 194.5	49.027 173.6	45.053	X:00.000P	8	34.292 210.1	43.865 176.7	35.569	1:53.726
2	5:29.238 204.5	44.330 175.8	35.611	X:00.000	9	34.379 210.5	43.592 178.2	35.572	1:53.543
3	35.055 206.8	43.291 175.8	35.655	1:54.001	10	34.384 209.7	44.037 177.9	35.628	1:54.049
4	34.617 208.8	43.139 177.0	35.336	1:53.092	11	34.485 208.0	43.465 175.3	36.981	1:54.931
5	34.475 209.7	43.035 176.1	35.449	1:52.959	12	34.513 210.9	43.224 177.6	35.489	1:53.226
6	34.500 208.0	44.526 176.1	35.693	1:54.719	13	34.303 209.3	43.359 177.6	35.348	1:53.010
7	34.340 208.8	43.249 177.6	35.409	1:52.998					
20	Tom CORONEL			NED	Seat Toledo Cupra				I
1	X:00.000 183.0	51.064 170.8	42.490	X:00.000P	6	34.219 206.8	43.255 174.7	35.304	1:52.778
2	2:14.605 203.7	44.062 174.1	35.373	3:34.040	7	34.419 206.5	43.373 175.3	35.313	1:53.105
3	34.213 204.5	42.899 174.7	35.344	1:52.456	8	34.528 204.5	43.619 174.7	40.370	1:58.517P
4	34.075 205.7	42.639 174.7	35.380	1:52.094	9	3:24.124 205.7	43.633 174.7	35.481	4:43.238
5	34.228 206.5	43.171 174.4	35.517	1:52.916					
21	Robert HUFF			GBR	Chevrolet Lacetti				
1	X:00.000 164.8	47.624 171.9	36.576	X:00.000	7	34.836 203.0	43.645 172.8	35.718	1:54.199
2	35.520 201.4	43.622 172.2	36.011	1:55.153	8	34.902 203.7	43.372 173.6	35.438	1:53.712
3	34.777 203.3	43.399 173.0	35.558	1:53.734	9	34.807 203.7	43.777 173.3	39.168	1:57.752P
4	34.847 203.0	44.653 173.0	35.553	1:55.053	10	4:26.120 200.0	43.660 172.8	36.964	X:00.000
5	35.182 202.6	43.733 173.0	43.029	2:01.944P	11	34.853 202.2	43.660 172.5	35.434	1:53.947
6	4:49.402 202.2	44.197 172.5	37.350	X:00.000	12	34.859 201.1	43.713 172.8	35.806	1:54.378
22	Nicola LARINI			ITA	Chevrolet Lacetti				
1	X:00.000 183.6	45.336 175.0	37.467	X:00.000	5	6:10.050 201.8	44.998 172.8	35.322	X:00.000
2	34.972 205.3	43.090 174.7	35.516	1:53.578	6	34.802 203.0	43.093 173.6	35.063	1:52.958
3	34.627 206.1	43.045 174.7	35.098	1:52.770	7	34.407 207.6	43.180 175.6	34.929	1:52.516
4	34.482 205.3	43.193 174.7	40.851	1:58.526P	8	35.495 171.1	44.903 175.6	41.048	2:01.446P

Ballast Car1(+10kg) 3(+35) 5(+25) 43(+45)
Weather/Track: Sun/Dry

www.mstworld.com

Page 3 of 7

Magny-Cours
Circuit Length = 4.4110 km.
Start: 12:30 End: 13:00

Printed - 13:05 Saturday, 30 April 2005

2005 FIA World Touring Car Championship FREE PRACTICE 2 - SECTOR ANALYSIS

(contd.)

23	Alain MENU			SUI	Chevrolet Lacetti				
1	X:00.000 195.6	44.949 174.1	38.281	X:00.000	6	6:34.387 196.7	45.849 162.8	36.877	X:00.000
2	34.726 205.3	43.322 173.3	35.429	1:53.477	7	34.756 204.1	42.959 174.4	35.297	1:53.012
3	34.647 204.9	42.941 174.7	35.269	1:52.857	8	34.737 203.0	43.252 173.9	35.471	1:53.460
4	34.595 204.5	43.162 175.3	35.127	1:52.884	9	36.957 200.3	45.751 172.5	39.764	2:02.472P
5	35.437 203.3	44.819 173.9	39.717	1:59.973P					
26	Roberto COLCIAGO			ITA	Honda Accord Euro R				
1	X:00.000 195.2	49.686 108.1	44.657	X:00.000	3	X:00.000 202.6	44.159 175.3	35.347	X:00.000
2	52.557 125.4	1:01.200 106.8	54.165	2:47.922P					
27	Adriano DE MICHELI			ITA	Honda Accord Euro R				I
1	X:00.000 205.3	43.787 176.4	36.162	X:00.000	6	6:51.616 204.9	47.929 164.3	36.077	X:00.000
2	35.076 206.5	43.087 177.0	35.965	1:54.128	7	34.722 208.0	43.836 177.0	38.781	1:57.339
3	35.006 204.1	42.938 177.3	35.762	1:53.706	8	34.376 210.5	43.285 177.0	35.758	1:53.419
4	34.956 205.7	43.567 176.7	36.269	1:54.792	9	34.611 207.6	43.323 177.6	36.006	1:53.940
5	36.117 162.8	50.133 170.0	44.885	2:11.135P	10	34.382 208.0	43.487 177.9	42.930	2:00.799P
28	Carl ROSENBLAD			SWE	BMW 320i				I
1	X:00.000 202.6	45.411 177.6	35.977	X:00.000	7	9:00.102 202.2	48.479 170.3	36.722	X:00.000
2	34.333 212.1	43.379 177.9	35.397	1:53.109	8	34.167 209.7	42.958 177.9	35.171	1:52.296
3	34.062 213.0	43.768 178.8	36.123	1:53.953	9	34.119 211.7	42.789 180.0	35.737	1:52.645
4	34.456 210.5	42.919 177.6	35.147	1:52.522	10	34.283 208.8	42.914 177.6	35.230	1:52.427
5	34.095 212.5	43.082 177.0	35.181	1:52.358	11	34.145 209.7	42.662 178.8	35.097	1:51.904
6	34.223 209.3	42.756 177.3	37.141	1:54.120P					
30	Stefano D'ASTE			ITA	BMW 320i				I
1	X:00.000 188.1	44.274 174.4	35.814	X:00.000	5	34.351 208.0	43.068 174.4	35.156	1:52.575
2	34.378 210.1	43.639 174.1	35.448	1:53.465	6	34.340 208.4	43.400 170.3	43.934	2:01.674P
3	34.450 209.7	43.547 171.9	35.234	1:53.231	7	6:50.533 205.7	53.439 116.6	43.863	X:00.000P
4	34.434 208.0	43.519 174.7	35.474	1:53.427					
31	Giuseppe CIRO			ITA	BMW 320i				I
1	X:00.000 200.0	44.902 173.3	35.577	X:00.000	7	34.627 205.7	43.476 174.4	35.515	1:53.618
2	34.472 207.2	43.006 174.7	35.539	1:53.017	8	34.660 209.7	43.493 175.6	35.654	1:53.807
3	34.731 206.8	43.427 174.7	35.583	1:53.741	9	34.690 205.3	44.034 171.1	42.892	2:01.616P
4	34.647 206.8	43.135 175.0	35.669	1:53.451	10	5:27.055 201.1	44.334 174.1	35.604	X:00.000
5	34.270 208.4	44.503 174.4	35.555	1:54.328	11	34.361 207.2	45.788 137.7	47.909	2:08.058P
6	34.486 205.7	43.199 174.4	35.348	1:53.033					

Ballast Car1(+10kg) 3(+35) 5(+25) 43(+45)
Weather/Track: Sun/Dry

www.mstworld.com

Page 4 of 7

Magny-Cours
Circuit Length = 4.4110 km.
Start: 12:30 End: 13:00

Printed - 13:05 Saturday, 30 April 2005

2005 FIA World Touring Car Championship FREE PRACTICE 2 - SECTOR ANALYSIS

(contd.)

32	Marc HENNERICI			GER	BMW 320i			
1	X:00.000 207.6	45.008 175.3	35.909	X:00.000	8 - 34.185 209.3	43.296 178.2	34.753	1:52.234
2	34.504 210.1	42.935 178.5	35.170	1:52.609	9 - 34.169 210.1	43.340 178.8	34.754	1:52.263
3	34.305 210.5	43.501 177.6	34.921	1:52.727	10 - 34.318 209.7	43.692 178.2	40.099	1:58.109P
4	34.337 210.5	43.093 177.9	40.987	1:58.417P	11 - 2:36.521 208.8	43.511 178.8	35.216	3:55.248
5	4:11.804 206.1	43.722 177.6	35.866	X:00.000	12 - 33.947 213.0	42.805 179.4	34.762	1:51.514
6	34.612 206.8	43.225 178.5	35.021	1:52.858	13 - 33.946 209.7	42.876 178.5	34.964	1:51.786
7	34.410 208.0	43.515 177.3	34.952	1:52.877				
33	Adam LACKO			CZE	BMW 320i			
1	X:00.000 191.8	45.667 177.3	36.264	X:00.000	7 - 34.676 209.7	43.917 175.8	39.543	1:58.136P
2	34.466 212.5	44.679 180.0	35.891	1:55.036	8 - 7:06.637 202.6	44.209 175.6	36.032	X:00.000
3	34.837 210.9	44.124 178.2	36.750	1:55.711	9 - 34.600 208.8	43.769 176.1	36.035	1:54.404
4	34.518 213.4	44.565 169.0	37.335	1:56.418	10 - 34.908 204.5	44.012 177.0	36.058	1:54.978
5	39.250 182.4	44.875 175.6	35.679	1:59.804	11 - 34.945 206.5	43.897 176.1	36.122	1:54.964
6	34.463 209.3	44.212 176.7	36.037	1:54.712	12 - 34.718 207.6	44.328 176.1	37.060	1:56.106
36	Sascha PLODERL			AUT	Ford Focus ST170			
1	X:00.000 190.1	46.388 172.2	38.728	X:00.000	7 - 36.033 202.6	44.227 171.7	39.769	2:00.029P
2	35.619 203.3	44.155 173.3	36.279	1:56.053	8 - 3:19.440 197.4	45.180 170.6	36.659	4:41.279
3	35.434 201.1	44.600 173.9	36.129	1:56.163	9 - 35.905 198.1	44.544 171.4	36.091	1:56.540
4	35.205 201.1	44.556 168.7	36.465	1:56.226	10 - 35.435 200.0	43.939 171.4	36.038	1:55.412
5	35.786 192.5	47.508 155.6	40.978	2:04.272P	11 - 35.358 190.1	47.159 160.2	38.833	2:01.350
6	4:27.590 175.0	49.881 171.9	37.099	X:00.000	12 - 38.582 173.0	49.384 127.2	44.366	2:12.332P
37	Frank DIEFENBACHER			GER	Ford Focus ST170			
1	X:00.000 184.9	46.728 173.6	37.745	X:00.000	7 - 34.628 205.7	43.632 173.3	36.161	1:54.421
2	35.108 203.7	43.333 174.1	35.764	1:54.205	8 - 34.812 203.0	43.461 173.0	35.739	1:54.012
3	34.867 205.3	44.206 173.3	35.936	1:55.009	9 - 34.624 204.1	43.646 173.0	35.900	1:54.170
4	34.672 205.7	43.625 174.1	35.761	1:54.058	10 - 37.367 192.8	45.082 173.0	39.308	2:01.757P
5	34.574 204.9	43.661 174.7	39.410	1:57.645P	11 - 5:10.615 203.7	44.490 173.9	36.102	X:00.000
6	4:44.808 201.1	43.924 172.5	37.830	X:00.000				
42	Jorg MULLER			GER	BMW 320i			
1	X:00.000 182.7	47.794 159.7	37.042	X:00.000	5 - 33.511 214.7	42.636 178.2	34.729	1:50.876
2	35.050 210.5	43.280 177.9	34.853	1:53.183	6 - 38.481 158.8	51.674 140.9	39.691	2:09.846P
3	33.668 211.3	42.354 177.6	34.542	1:50.564	7 - X:00.000 203.7	43.350 177.3	34.761	X:00.000
4	33.752 212.5	43.514 178.5	49.671	2:06.937	8 - 33.766 211.3	42.307 178.5	37.034	1:53.107P

Ballast Car1(+10kg) 3(+35) 5(+25) 43(+45)
Weather/Track: Sun/Dry

www.mstworld.com

Page 5 of 7

Magny-Cours
Circuit Length = 4.4110 km.
Start: 12:30 End: 13:00

Printed - 13:05 Saturday, 30 April 2005

2005 FIA World Touring Car Championship FREE PRACTICE 2 - SECTOR ANALYSIS

(contd.)

43	Dirk MULLER			GER	BMW 320i			
1	X:00.000 206.1	43.017 177.3	35.041	X:00.000	7 - 4:29.911 207.6	43.049 176.4	35.276	X:00.000
2	34.228 212.5	42.237 178.2	35.183	1:51.648	8 - 34.021 211.3	42.404 177.3	34.824	1:51.249
3	33.911 211.3	42.443 177.0	35.000	1:51.354	9 - 34.031 209.7	43.212 176.1	38.969	1:56.212P
4	33.947 211.7	42.872 178.5	34.949	1:51.768	10 - 4:05.099 210.5	42.995 176.1	35.106	X:00.000
5	34.370 211.3	42.733 176.7	35.260	1:52.363	11 - 33.836 210.9	42.383 177.0	34.691	1:50.910
6	34.159 210.1	42.526 177.6	37.488	1:54.173P	12 - 33.614 212.5	42.652 178.8	36.842	1:53.108P
51	Salvatore TAVANO			ITA	Alfa Romeo 156			I
1	X:00.000 160.0	48.180 163.6	39.725	X:00.000	7 - 34.558 206.5	43.404 174.4	35.568	1:53.530
2	36.547 202.6	44.556 175.3	43.203	2:04.306P	8 - 34.762 204.9	43.136 174.1	40.081	1:57.979P
3	3:33.056 201.8	43.423 173.3	35.646	4:52.125	9 - 4:38.804 203.0	47.446 175.6	38.837	X:00.000
4	34.778 203.7	43.537 172.5	43.179	2:01.494	10 - 34.679 204.9	43.703 175.6	35.341	1:53.723
5	34.676 203.7	43.251 173.6	35.269	1:53.196	11 - 34.705 205.3	42.783 175.6	35.526	1:53.014
6	34.852 204.1	42.871 174.4	35.381	1:53.104	12 - 34.533 207.2	43.292 160.2	43.386	2:01.211
52	Andrea LARINI			ITA	Alfa Romeo 156			I
1	X:00.000 180.0	47.758 172.2	37.992	X:00.000	7 - 34.919 206.5	42.808 174.7	35.328	1:53.055
2	36.357 189.1	45.935 175.8	40.425	2:02.717P	8 - 34.827 206.1	43.052 175.3	40.690	1:58.569P
3	3:46.129 203.0	43.524 175.6	35.477	X:00.000	9 - 6:52.000 197.8	43.453 175.6	35.449	X:00.000
4	34.717 207.2	42.810 175.8	35.690	1:53.217	10 - 34.645 207.6	42.958 175.8	35.518	1:53.121
5	34.805 205.3	43.317 174.1	35.050	1:53.172	11 - 34.801 206.1	43.579 173.3	35.505	1:53.885
6	34.935 206.1	43.024 175.0	35.246	1:53.205				
53	Gianluca DE LORENZI			ITA	BMW 320i			I
1	X:00.000 172.2	49.235 150.8	37.232	X:00.000	8 - 34.632 205.7	43.127 175.8	34.958	1:52.717
2	35.104 210.9	43.485 176.4	35.538	1:54.127	9 - 34.583 208.4	43.439 174.4	35.114	1:53.136
3	34.421 207.2	43.072 175.0	35.317	1:52.810	10 - 34.513 208.4	43.120 176.7	35.672	1:53.305
4	34.919 203.7	48.274 174.4	35.515	1:58.708	11 - 34.770 208.8	44.936 172.2	39.873	1:59.579P
5	34.549 207.2	43.079 175.6	35.297	1:52.925	12 - 3:24.566 205.3	43.555 174.4	35.692	4:43.813
6	34.619 204.5	43.288 175.3	39.915	1:57.822P	13 - 34.472 207.2	42.734 175.8	34.910	1:52.116
7	4:01.757 203.0	44.143 173.9	35.922	X:00.000				
54	Stefano VALLI			RSM	BMW 320i			I
1	X:00.000 188.1	46.927 170.8	37.319	X:00.000	7 - 35.504 205.7	43.708 174.7	35.803	1:55.015
2	35.689 206.1	44.128 176.1	36.259	1:56.076	8 - 34.963 205.7	43.957 174.1	35.873	1:54.793
3	35.543 202.6	44.088 175.0	38.686	1:58.317	9 - 35.109 205.7	43.649 174.1	36.085	1:54.843
4	43.853 184.9	47.670 172.8	42.127	2:13.650P	10 - 35.489 203.3	44.129 173.9	35.809	1:55.427
5	6:18.997 200.7	46.373 173.9	35.923	X:00.000	11 - 35.753 204.5	43.905 174.1	38.805	1:58.463
6	35.043 204.1	43.782 173.3	37.795	1:56.620	12 - 35.099 205.3	43.896 174.1	35.708	1:54.703

Ballast Car1(+10kg) 3(+35) 5(+25) 43(+45)
Weather/Track: Sun/Dry

www.mstworld.com

Page 6 of 7

Magny-Cours
Circuit Length = 4.4110 km.
Start: 12:30 End: 13:00

Printed - 13:05 Saturday, 30 April 2005

2005 FIA World Touring Car Championship
FREE PRACTICE 2 - SECTOR ANALYSIS

(contd.)

55	Alessandro BALZAN			ITA	SEAT Toledo Cupra			I
1 -X:00.000 204.9	44.841 175.6	36.356	X:00.000	5 - 34.582 206.5	45.009 143.6	43.007	2:02.598P	
2 - 35.203 206.1	43.379 175.0	35.549	1:54.131	6 - 5:06.017 203.3	44.959 124.8	38.705	X:00.000	
3 - 34.664 205.7	43.249 176.1	35.546	1:53.459	7 - 34.696 206.8	43.470 176.4	35.671	1:53.837	
4 - 34.578 206.1	43.619 175.8	35.883	1:54.080					

Ballast Car1(+10kg) 3(+35) 5(+25) 43(+45)
 Weather/Track: Sun/Dry

www.mstworld.com

Page 7 of 7

Magny-Cours
 Circuit Length = 4.4110 km.
 Start: 12:30 End: 13:00

Printed - 13:05 Saturday, 30 April 2005

2005 FIA World Touring Car Championship

FREE PRACTICE 2 - SPEED TRAP - SECTOR 1

POS	NO	CL	DRIVER	NAT	CAR	KPH
1	42		Jorg MULLER	GER	BMW 320i	214.7
2	2		Gabriele TARQUINI	ITA	Alfa Romeo 156	213.8
3	33		Adam LACKO	CZE	BMW 320i	213.4
4	32		Marc HENNERICI	GER	BMW 320i	213.0
5	10		Peter TERTING	GER	SEAT Toledo Cupra	213.0
6	28		Carl ROSENBLAD	SWE	BMW 320i	213.0
7	6		Fabrizio GIOVANARDI	ITA	Alfa Romeo 156	212.5
8	4		Alessandro ZANARDI	ITA	BMW 320i	212.5
9	5		Antonio GARCIA	ESP	BMW 320i	212.5
10	3		James THOMPSON	GBR	Alfa Romeo 156	212.5
11	1		Andy PRIAULX	GBR	BMW 320i	212.5
12	43		Dirk MULLER	GER	BMW 320i	212.5
13	7		Augusto FARFUS JR.	BRA	Alfa Romeo 156	212.1
14	19		Valle MAKELA	FIN	Seat Toledo Cupra	210.9
15	53		Gianluca DE LORENZI	ITA	BMW 320i	210.9
16	27		Adriano DE MICHELI	ITA	Honda Accord Euro R	210.5
17	9		Jordi GENE	ESP	SEAT Toledo Cupra	210.1
18	30		Stefano D'ASTE	ITA	BMW 320i	210.1
19	31		Giuseppe CIRO	ITA	BMW 320i	209.7
20	8		Rickard RYDELL	SWE	SEAT Toledo Cupra	208.8
21	55		Alessandro BALZAN	ITA	SEAT Toledo Cupra	208.4
22	52		Andrea LARINI	ITA	Alfa Romeo 156	207.6
23	22		Nicola LARINI	ITA	Chevrolet Lacetti	207.6
24	51		Salvatore TAVANO	ITA	Alfa Romeo 156	207.2
25	20		Tom CORONEL	NED	Seat Toledo Cupra	206.8
26	54		Stefano VALLI	RSM	BMW 320i	206.1
27	37		Frank DIEFENBACHER	GER	Ford Focus ST170	205.7
28	23		Alain MENU	SUI	Chevrolet Lacetti	205.3
29	21		Robert HUFF	GBR	Chevrolet Lacetti	203.7
30	36		Sascha PLODERL	AUT	Ford Focus ST170	203.3
31	26		Roberto COLCIAGO	ITA	Honda Accord Euro R	202.6
32	15		Thomas JAGER	GER	Ford Focus	198.1
33	14		Thomas KLENKE	GER	Ford Focus	197.8

Ballast Car1(+10kg) 3(+35) 5(+25) 43(+45)
Weather/Track: Sun/Dry

www.mstworld.com

Magny-Cours
Circuit Length = 4.4110 km.
Start: 12:30 End: 13:00

Printed - 13:06 Saturday, 30 April 2005

2005 FIA World Touring Car Championship FREE PRACTICE 2 - SPEED TRAP - SECTOR 2

(contd.)

POS	NO	CL	DRIVER	NAT	CAR	KPH
1	2		Gabriele TARQUINI	ITA	Alfa Romeo 156	180.9
2	28		Carl ROSENBLAD	SWE	BMW 320i	180.0
3	33		Adam LACKO	CZE	BMW 320i	180.0
4	10		Peter TERTING	GER	SEAT Toledo Cupra	179.7
5	32		Marc HENNERICI	GER	BMW 320i	179.4
6	4		Alessandro ZANARDI	ITA	BMW 320i	179.1
7	1		Andy PRIAULX	GBR	BMW 320i	179.1
8	3		James THOMPSON	GBR	Alfa Romeo 156	178.8
9	43		Dirk MULLER	GER	BMW 320i	178.8
10	6		Fabrizio GIOVANARDI	ITA	Alfa Romeo 156	178.8
11	7		Augusto FARFUS JR.	BRA	Alfa Romeo 156	178.8
12	42		Jorg MULLER	GER	BMW 320i	178.5
13	19		Valle MAKELA	FIN	Seat Toledo Cupra	178.2
14	27		Adriano DE MICHELI	ITA	Honda Accord Euro R	177.9
15	5		Antonio GARCIA	ESP	BMW 320i	177.9
16	8		Rickard RYDELL	SWE	SEAT Toledo Cupra	177.6
17	9		Jordi GENE	ESP	SEAT Toledo Cupra	177.0
18	53		Gianluca DE LORENZI	ITA	BMW 320i	176.7
19	55		Alessandro BALZAN	ITA	SEAT Toledo Cupra	176.4
20	54		Stefano VALLI	RSM	BMW 320i	176.1
21	26		Roberto COLCIAGO	ITA	Honda Accord Euro R	175.8
22	52		Andrea LARINI	ITA	Alfa Romeo 156	175.8
23	51		Salvatore TAVANO	ITA	Alfa Romeo 156	175.6
24	22		Nicola LARINI	ITA	Chevrolet Lacetti	175.6
25	31		Giuseppe CIRO	ITA	BMW 320i	175.6
26	20		Tom CORONEL	NED	Seat Toledo Cupra	175.3
27	23		Alain MENU	SUI	Chevrolet Lacetti	175.3
28	37		Frank DIEFENBACHER	GER	Ford Focus ST170	174.7
29	30		Stefano D'ASTE	ITA	BMW 320i	174.7
30	36		Sascha PLODERL	AUT	Ford Focus ST170	173.9
31	21		Robert HUFF	GBR	Chevrolet Lacetti	173.6
32	15		Thomas JAGER	GER	Ford Focus	173.3
33	14		Thomas KLENKE	GER	Ford Focus	171.1

Ballast Car1(+10kg) 3(+35) 5(+25) 43(+45)
Weather/Track: Sun/Dry

www.mstworld.com

Magny-Cours
Circuit Length = 4.4110 km.
Start: 12:30 End: 13:00

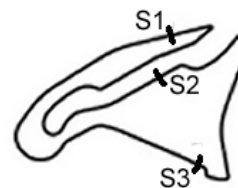
Printed - 13:06 Saturday, 30 April 2005

2005 FIA World Touring Car Championship

Free Practice 2 - Best Sector Times Report

POS	SECTOR 1			SECTOR 2			SECTOR 3			IDEAL/BEST LAP COMPARISON					
	NO	TIME	LAP	NO	TIME	LAP	NO	TIME	LAP	NO	NAME	IDEAL	BEST	LAP	DIFF
1	42	33.511	5	2	42.054	11	1	34.477	3	2	TARQUINI	1:50.327	1:50.327	11	+ 0.000
2	43	33.614	12	43	42.237	2	9	34.498	10	42	MULLER	1:50.360	1:50.564	3	+ 0.204
3	9	33.615	11	42	42.307	8	42	34.542	3	9	GENE	1:50.439	1:50.465	11	+ 0.026
4	2	33.635	11	9	42.326	11	3	34.549	2	43	MULLER	1:50.542	1:50.910	11	+ 0.368
5	5	33.811	4	1	42.387	7	8	34.606	2	1	PRIAULX	1:50.783	1:51.048	12	+ 0.265
6	3	33.853	3	7	42.432	6	2	34.638	11	3	THOMPSON	1:50.867	1:51.117	2	+ 0.250
7	6	33.874	3	3	42.465	2	5	34.647	8	7	FARFUS JR.	1:51.024	1:51.024	6	+ 0.000
8	1	33.919	12	4	42.475	9	7	34.656	6	5	GARCIA	1:51.108	1:51.222	8	+ 0.114
9	7	33.936	6	8	42.536	2	43	34.691	11	8	RYDELL	1:51.193	1:51.242	2	+ 0.049
10	32	33.946	13	6	42.597	7	10	34.714	6	4	ZANARDI	1:51.357	1:51.708	5	+ 0.351
11	10	33.949	7	20	42.639	4	32	34.753	8	10	TERTING	1:51.359	1:51.544	6	+ 0.185
12	8	34.051	8	5	42.650	8	4	34.787	5	32	HENNERICI	1:51.504	1:51.514	12	+ 0.010
13	28	34.062	3	28	42.662	11	53	34.910	13	6	GIOVANARD	1:51.541	1:52.399	3	+ 0.858
14	20	34.075	4	10	42.696	6	22	34.929	7	28	ROSENBLAD	1:51.821	1:51.904	11	+ 0.083
15	4	34.095	9	53	42.734	13	52	35.050	5	20	CORONEL	1:52.018	1:52.094	4	+ 0.076
16	31	34.270	5	51	42.783	11	6	35.070	2	53	DE LORENZI	1:52.065	1:52.116	13	+ 0.051
17	19	34.292	8	32	42.805	12	28	35.097	11	22	LARINI	1:52.381	1:52.516	7	+ 0.135
18	30	34.340	6	52	42.808	7	23	35.127	4	52	LARINI	1:52.503	1:53.055	7	+ 0.552
19	27	34.376	8	27	42.938	3	30	35.156	5	30	D'ASTE	1:52.564	1:52.575	5	+ 0.011
20	22	34.407	7	23	42.941	3	51	35.269	5	51	TAVANO	1:52.585	1:53.014	11	+ 0.429
21	53	34.421	3	31	43.006	2	15	35.293	4	31	CIRO	1:52.624	1:53.017	2	+ 0.393
22	33	34.463	6	19	43.035	5	20	35.304	6	19	MAKELA	1:52.663	1:52.959	5	+ 0.296
23	51	34.533	12	22	43.045	3	19	35.336	4	23	MENU	1:52.663	1:52.857	3	+ 0.194
24	37	34.574	5	30	43.068	5	26	35.347	3	27	DE MICHELI	1:53.072	1:53.419	8	+ 0.347
25	55	34.578	4	55	43.249	3	31	35.348	6	55	BALZAN	1:53.373	1:53.459	3	+ 0.086
26	23	34.595	4	37	43.333	2	21	35.434	11	15	JAGER	1:53.519	1:53.787	4	+ 0.268
27	52	34.645	10	21	43.372	8	14	35.525	4	21	HUFF	1:53.583	1:53.712	8	+ 0.129
28	14	34.759	5	15	43.405	2	55	35.546	3	37	DIEFENBAC	1:53.646	1:54.012	8	+ 0.366
29	21	34.777	3	54	43.649	9	33	35.679	5	33	LACKO	1:53.911	1:54.404	9	+ 0.493
30	15	34.821	3	33	43.769	9	54	35.708	12	54	VALLI	1:54.320	1:54.703	12	+ 0.383
31	54	34.963	8	36	43.939	10	37	35.739	8	14	KLENKE	1:54.420	1:55.644	2	+ 1.224
32	36	35.205	4	14	44.136	2	27	35.758	8	36	PLODERL	1:55.182	1:55.412	10	+ 0.230
33	26	52.557	2	26	44.159	3	36	36.038	10	26	COLCIAGO	2:12.063	2:47.922	2	+ 35.85

'Perfect Lap' - 1:50.042



Circuit Length - 4.4110 kilometres
Circuit de Nevers
Magny-Cours

2005 FIA World Touring Car Championship QUALIFYING

POS	NO	CL	DRIVER	NAT	CAR	TIME	LAPS	GAP	KPH
1	42		Jorg MULLER	GER	BMW 320i	1:49.486	10		145.03
2	8		Rickard RYDELL	SWE	SEAT Toledo Cupra	1:49.824	10	0.338	144.59
3	7		Augusto FARFUS JR.	BRA	Alfa Romeo 156	1:49.864	10	0.378	144.53
4	1		Andy PRIAULX	GBR	BMW 320i	1:49.865	10	0.379	144.53
5	2		Gabriele TARQUINI	ITA	Alfa Romeo 156	1:49.985	10	0.499	144.38
6	5		Antonio GARCIA	ESP	BMW 320i	1:50.048	11	0.562	144.29
7	10		Peter TERTING	GER	SEAT Toledo Cupra	1:50.114	9	0.628	144.21
8	9		Jordi GENE	ESP	SEAT Toledo Cupra	1:50.132	11	0.646	144.18
9	43		Dirk MULLER	GER	BMW 320i	1:50.205	11	0.719	144.09
10	3		James THOMPSON	GBR	Alfa Romeo 156	1:50.530	9	1.044	143.66
11	6		Fabrizio GIOVANARDI	ITA	Alfa Romeo 156	1:50.539	12	1.053	143.65
12	19	I	Valle MAKELA	FIN	Seat Toledo Cupra	1:51.250	13	1.764	142.73
13	26		Roberto COLCIAGO	ITA	Honda Accord Euro R	1:51.292	12	1.806	142.68
14	4		Alessandro ZANARDI	ITA	BMW 320i	1:51.311	8	1.825	142.66
15	23		Alain MENU	SUI	Chevrolet Lacetti	1:51.395	10	1.909	142.55
16	28	I	Carl ROSENBLAD	SWE	BMW 320i	1:51.449	12	1.963	142.48
17	55	I	Alessandro BALZAN	ITA	SEAT Toledo Cupra	1:51.719	12	2.233	142.13
18	22		Nicola LARINI	ITA	Chevrolet Lacetti	1:51.846	9	2.360	141.97
19	51	I	Salvatore TAVANO	ITA	Alfa Romeo 156	1:51.868	12	2.382	141.94
20	32	I	Marc HENNERICI	GER	BMW 320i	1:51.938	9	2.452	141.86
21	52	I	Andrea LARINI	ITA	Alfa Romeo 156	1:52.053	11	2.567	141.71
22	33	I	Adam LACKO	CZE	BMW 320i	1:52.091	11	2.605	141.66
23	20	I	Tom CORONEL	NED	Seat Toledo Cupra	1:52.120	10	2.634	141.63
24	31	I	Giuseppe CIRO	ITA	BMW 320i	1:52.173	13	2.687	141.56
25	14		Thomas KLENKE	GER	Ford Focus	1:52.378	9	2.892	141.30
26	30	I	Stefano D'ASTE	ITA	BMW 320i	1:52.388	13	2.902	141.29
27	53	I	Gianluca DE LORENZI	ITA	BMW 320i	1:52.653	13	3.167	140.96
28	27	I	Adriano DE MICHELI	ITA	Honda Accord Euro R	1:52.861	7	3.375	140.70
29	15		Thomas JAGER	GER	Ford Focus	1:52.898	11	3.412	140.65
30	21		Robert HUFF	GBR	Chevrolet Lacetti	1:52.972	10	3.486	140.56
31	37	I	Frank DIEFENBACHER	GER	Ford Focus ST170	1:53.436	10	3.950	139.98
32	54	I	Stefano VALLI	RSM	BMW 320i	1:54.405	12	4.919	138.80
33	36	I	Sascha PLODERL	AUT	Ford Focus ST170	1:55.157	11	5.671	137.89

QUALIFICATION MAXIMA 1:57.150

Ballast Car1(+10kg) 3(+35) 5(+25) 43(+45)
Weather/Track: Sun/Dry

Magny-Cours
Circuit Length = 4.4110 km.
Start: 15:20 End: 15:50

Race Director:	Steward:	Timekeeper:
----------------	----------	-------------

2005 FIA World Touring Car Championship QUALIFYING - SECTOR ANALYSIS

1	Andy PRIAULX			GBR	BMW 320i			
	1 - 5:50.159 200.3	44.976 178.2	39.070	X:00.000	6 - 33.736 212.5	42.122 177.9	34.092	1:49.950
	2 - 34.218 211.7	43.256 178.2	35.060	1:52.534	7 - 34.365 210.9	42.510 177.3	36.784	1:53.659P
	3 - 34.431 210.5	43.089 177.0	37.291	1:54.811P	8 - 5:06.239 196.7	44.655 158.8	39.465	X:00.000
	4 - 3:27.628 204.1	47.362 117.1	38.746	4:53.736	9 - 33.487 212.5	42.350 177.3	34.028	1:49.865
	5 - 33.761 210.5	42.082 177.0	34.081	1:49.924	10 - 33.617 214.7	44.733 171.9	44.669	2:03.019P
2	Gabriele TARQUINI			ITA	Alfa Romeo 156			
	1 - 6:18.259 164.8	49.471 176.7	38.402	X:00.000	6 - 6:30.609 167.1	47.697 173.6	35.984	X:00.000
	2 - 34.516 210.5	42.668 179.7	41.169	1:58.353P	7 - 33.466 213.0	41.892 180.3	34.627	1:49.985
	3 - 4:23.869 181.2	45.869 173.3	36.177	X:00.000	8 - 34.088 213.4	43.368 178.5	40.547	1:58.003P
	4 - 33.561 211.3	42.149 179.4	34.831	1:50.541	9 - 2:11.101 210.9	43.831 178.8	34.979	3:29.911
	5 - 35.000 185.8	43.754 180.0	41.375	2:00.129P	10 - 33.521 214.2	42.136 180.3	34.590	1:50.247
3	James THOMPSON			GBR	Alfa Romeo 156			
	1 - 6:44.732 140.2	56.946 145.3	39.586	X:00.000	6 - 34.795 199.2	45.596 177.0	42.922	2:03.313P
	2 - 33.983 208.4	42.731 176.4	35.071	1:51.785	7 - 5:34.091 193.5	47.631 177.0	36.529	X:00.000
	3 - 36.478 193.5	49.948 177.0	43.320	2:09.746P	8 - 33.558 210.1	42.397 178.2	34.575	1:50.530
	4 - 5:01.026 187.8	48.484 175.3	37.062	X:00.000	9 - 37.690 153.8	45.442 177.3	41.174	2:04.306P
	5 - 33.937 209.3	42.482 175.8	34.656	1:51.075				
4	Alessandro ZANARDI			ITA	BMW 320i			
	1 - 8:56.761 208.4	46.578 176.7	36.392	X:00.000	5 - 3:54.107 209.7	43.931 176.7	36.338	X:00.000
	2 - 34.135 209.7	42.487 177.0	34.832	1:51.454	6 - 34.019 211.7	42.532 178.8	34.760	1:51.311
	3 - 33.918 210.5	42.561 177.9	34.941	1:51.420	7 - 34.576 210.1	44.211 177.3	41.273	2:00.060P
	4 - 37.934 160.0	46.427 178.2	38.261	2:02.622P	8 - 2:55.122 194.2	44.715 176.7	36.155	4:15.992
5	Antonio GARCIA			ESP	BMW 320i			
	1 - 6:07.180 177.9	45.362 177.0	35.587	X:00.000	7 - 33.890 213.0	43.243 177.9	40.691	1:57.824P
	2 - 34.226 211.3	43.311 176.7	35.044	1:52.581	8 - 3:55.619 155.6	50.010 165.8	41.346	X:00.000
	3 - 34.330 210.9	43.042 176.7	41.122	1:58.494P	9 - 33.680 213.0	42.223 177.0	34.145	1:50.048
	4 - 3:32.569 205.7	48.300 166.6	36.024	4:56.893	10 - 33.606 212.5	42.389 175.0	34.402	1:50.397
	5 - 33.786 210.9	42.425 177.6	34.430	1:50.641	11 - 34.418 193.2	44.728 177.6	41.736	2:00.882P
	6 - 33.849 212.5	42.439 177.6	34.464	1:50.752				

Ballast Car1(+10kg) 3(+35) 5(+25) 43(+45)
Weather/Track: Sun/Dry

www.mstworld.com

Page 1 of 7

Magny-Cours
Circuit Length = 4.4110 km.
Start: 15:20 End: 15:50

Printed - 15:55 Saturday, 30 April 2005

2005 FIA World Touring Car Championship QUALIFYING - SECTOR ANALYSIS

(contd.)

6	Fabrizio GIOVANARDI			ITA	Alfa Romeo 156			
1 - 6:30.227 206.1	43.755 177.0	38.254	X:00.000	7 - 33.955 210.1	42.062 179.1	35.430	1:51.447	
2 - 34.369 210.1	43.294 178.5	38.974	1:56.637P	8 - 33.778 209.7	42.435 178.8	34.775	1:50.988	
3 - 2:59.461 208.4	44.094 177.3	36.862	4:20.417	9 - 34.012 211.7	43.951 170.8	38.617	1:56.580P	
4 - 33.795 210.9	42.595 178.2	34.877	1:51.267	10 - 2:48.429 207.2	43.844 177.6	36.180	4:08.453	
5 - 33.958 208.8	42.417 177.6	39.245	1:55.620P	11 - 33.663 212.1	42.250 179.1	34.863	1:50.776	
6 - 3:50.923 208.8	43.883 178.5	35.833	X:00.000	12 - 33.650 210.5	42.310 179.4	34.579	1:50.539	
7	Augusto FARFUS JR.			BRA	Alfa Romeo 156			
1 - 7:20.404 111.4	55.940 129.8	42.028	X:00.000	6 - 33.590 212.5	41.984 179.4	34.599	1:50.173	
2 - 34.094 210.5	42.172 179.4	34.518	1:50.784	7 - 33.816 212.1	42.211 179.7	38.112	1:54.139P	
3 - 33.914 210.1	42.282 178.8	34.456	1:50.652	8 - 3:30.481 160.4	44.658 178.5	35.813	4:50.952	
4 - 34.684 195.2	45.150 180.0	41.741	2:01.575P	9 - 33.459 213.8	42.020 180.3	34.385	1:49.864	
5 - 5:00.411 126.9	54.669 178.2	35.305	X:00.000	10 - 33.561 213.8	41.950 180.3	34.458	1:49.969	
8	Rickard RYDELL			SWE	SEAT Toledo Cupra			
1 - 7:27.515 206.8	47.341 174.1	49.444	X:00.000	6 - 33.747 210.1	45.844 140.6	38.911	1:58.502	
2 - 34.007 208.0	42.442 176.7	34.591	1:51.040	7 - 33.751 208.0	42.210 178.5	34.325	1:50.286	
3 - 33.866 206.8	42.424 177.0	34.468	1:50.758	8 - 34.875 203.3	43.949 175.0	39.269	1:58.093P	
4 - 34.933 206.1	43.875 175.8	41.064	1:59.872P	9 - 4:11.354 205.3	43.476 177.3	35.288	X:00.000	
5 - 5:10.580 206.1	44.218 159.2	36.318	X:00.000	10 - 33.550 208.4	41.973 178.2	34.301	1:49.824	
9	Jordi GENE			ESP	SEAT Toledo Cupra			
1 - 6:01.742 204.9	44.804 175.6	35.889	X:00.000	7 - 36.735 156.7	48.460 171.4	42.689	2:07.884P	
2 - 34.637 207.6	43.163 175.8	35.489	1:53.289	8 - 6:00.363 150.2	46.001 174.4	34.985	X:00.000	
3 - 34.221 208.0	43.282 175.8	39.452	1:56.955P	9 - 33.393 210.1	42.442 176.7	35.891	1:51.726	
4 - 2:56.929 180.0	46.045 168.2	35.653	4:18.627	10 - 33.492 210.1	42.244 178.2	34.396	1:50.132	
5 - 33.710 210.1	42.242 177.6	34.391	1:50.343	11 - 36.642 145.5	47.263 174.1	43.718	2:07.623P	
6 - 33.717 210.5	42.270 177.6	34.675	1:50.662					
10	Peter TERTING			GER	SEAT Toledo Cupra			
1 - 7:21.455 134.8	54.189 149.3	44.091	X:00.000	6 - 33.765 208.4	42.070 177.9	34.279	1:50.114	
2 - 34.011 211.7	42.391 177.9	34.636	1:51.038	7 - 33.791 209.3	42.226 178.8	34.544	1:50.561	
3 - 33.977 211.3	42.205 178.2	34.515	1:50.697D	8 - 34.163 208.4	43.457 177.3	40.017	1:57.637P	
4 - 33.900 211.3	43.473 173.0	40.441	1:57.814P	9 - 5:42.319 156.0	46.268 170.3	35.726	X:00.000	
5 - 6:30.558 198.1	46.675 172.5	35.555	X:00.000					

Ballast Car1(+10kg) 3(+35) 5(+25) 43(+45)
Weather/Track: Sun/Dry

www.mstworld.com

Page 2 of 7

Magny-Cours
Circuit Length = 4.4110 km.
Start: 15:20 End: 15:50

Printed - 15:55 Saturday, 30 April 2005

2005 FIA World Touring Car Championship QUALIFYING - SECTOR ANALYSIS

(contd.)

14	Thomas KLENKE			GER	Ford Focus							
1	6:10.566	189.8	48.656	169.2	38.165	X:00.000	6 - 34.252	201.4	43.294	171.9	34.832	1:52.378
2	35.212	198.8	45.616	166.9	35.713	1:56.541	7 - 34.338	203.7	45.656	150.8	40.976	2:00.970P
3	34.867	200.0	43.816	172.8	36.508	1:55.191	8 - 7:46.688	176.7	47.455	170.3	35.618	X:00.000
4	34.735	199.2	43.697	171.7	39.068	1:57.500P	9 - 34.510	199.2	43.573	170.3	35.446	1:53.529
5	4:24.212	198.1	44.055	171.4	35.508	X:00.000						
15	Thomas JAGER			GER	Ford Focus							
1	6:40.444	192.5	44.535	169.0	35.846	X:00.000	7 - 4:15.360	194.2	44.167	171.1	35.462	X:00.000
2	35.236	194.9	43.691	171.1	35.550	1:54.477	8 - 34.567	198.5	43.273	171.4	35.058	1:52.898
3	34.709	197.8	43.268	171.1	39.511	1:57.488P	9 - 34.534	198.8	43.235	171.7	35.380	1:53.149
4	5:56.463	197.8	44.064	169.0	35.721	X:00.000	10 - 35.301	191.1	44.037	172.2	35.964	1:55.302
5	34.496	200.3	43.276	171.4	35.523	1:53.295	11 - 34.621	199.6	43.429	171.9	35.276	1:53.326
6	34.760	198.8	44.497	170.6	38.270	1:57.527P						
19	Valle MAKELA			FIN	Seat Toledo Cupra			I				
1	7:10.617	141.1	46.551	174.4	39.582	X:00.000	8 - 34.273	208.8	46.526	122.8	45.070	2:05.869P
2	34.418	207.2	43.143	176.4	34.989	1:52.550	9 - 3:10.653	187.8	49.126	176.7	35.285	4:35.064
3	34.696	206.8	43.096	175.6	35.049	1:52.841	10 - 34.000	207.2	42.517	178.2	34.809	1:51.326
4	34.163	209.7	43.431	176.7	35.219	1:52.813	11 - 34.067	210.9	42.424	177.6	34.759	1:51.250
5	34.277	208.8	42.939	176.7	35.182	1:52.398	12 - 34.034	210.9	42.733	178.5	35.066	1:51.833
6	34.625	206.1	43.175	177.3	35.505	1:53.305	13 - 34.199	208.4	42.863	177.9	35.084	1:52.146
7	34.311	208.8	43.102	178.5	35.273	1:52.686						
20	Tom CORONEL			NED	Seat Toledo Cupra			I				
1	5:48.363	198.8	45.753	173.3	37.051	X:00.000	6 - 2:35.801	204.1	43.602	176.1	35.103	3:54.506
2	35.821	201.8	49.361	174.4	38.554	2:03.736P	7 - 34.163	208.0	43.158	174.4	38.532	1:55.853P
3	2:21.462	200.0	43.783	174.7	36.662	3:41.907	8 - 7:47.131	198.1	44.034	175.0	35.152	X:00.000
4	37.599	168.7	49.363	172.5	36.900	2:03.862	9 - 34.082	205.3	43.124	175.3	34.914	1:52.120
5	35.096	197.8	46.817	172.5	40.063	2:01.976P	10 - 34.039	206.5	42.856	175.8	35.415	1:52.310
21	Robert HUFF			GBR	Chevrolet Lacetti							
1	7:04.474	171.9	48.503	166.4	39.227	X:00.000	6 - 34.467	202.6	43.068	173.0	35.644	1:53.179
2	34.739	201.8	43.330	172.8	35.221	1:53.290	7 - 34.373	202.2	43.345	173.3	35.180	1:52.898D
3	34.580	202.2	43.708	172.5	35.126	1:53.414	8 - 35.144	204.1	43.199	173.3	40.358	1:58.701P
4	34.564	203.7	47.791	169.2	41.878	2:04.233P	9 - 2:44.521	155.6	47.612	174.7	36.266	4:08.399
5	7:47.016	174.1	49.868	141.7	37.930	X:00.000	10 - 34.375	202.6	43.482	174.7	35.115	1:52.972

Ballast Car1(+10kg) 3(+35) 5(+25) 43(+45)
Weather/Track: Sun/Dry

www.mstworld.com

Page 3 of 7

Magny-Cours
Circuit Length = 4.4110 km.
Start: 15:20 End: 15:50

Printed - 15:55 Saturday, 30 April 2005

2005 FIA World Touring Car Championship QUALIFYING - SECTOR ANALYSIS

(contd.)

22	Nicola LARINI			ITA	Chevrolet Lacetti				
1	6:41.287 165.8	52.283 101.9	38.532	X:00.000	6	4:51.918 191.4	45.874 173.3	35.685	X:00.000
2	34.445 204.9	43.136 174.1	35.144	1:52.725	7	34.233 204.9	42.787 174.7	34.826	1:51.846
3	34.286 205.7	43.023 175.3	35.702	1:53.011	8	34.271 205.7	42.695 175.0	34.857	1:51.823D
4	34.319 204.9	42.818 174.7	35.122	1:52.259	9	35.585 203.0	46.937 166.6	44.085	2:06.607P
5	36.227 197.4	45.070 172.8	40.877	2:02.174P					
23	Alain MENU			SUI	Chevrolet Lacetti				
1	6:09.756 173.0	48.490 171.9	38.431	X:00.000	6	36.269 203.0	47.421 171.4	39.082	2:02.772P
2	36.239 166.1	48.683 174.7	38.805	2:03.727P	7	5:36.904 199.6	45.212 172.5	36.654	X:00.000
3	2:37.640 199.6	44.845 172.8	36.368	3:58.853	8	34.292 203.0	42.685 173.6	34.951	1:51.928
4	34.454 204.9	43.082 175.8	35.211	1:52.747	9	34.151 204.5	42.667 174.1	34.577	1:51.395
5	34.336 206.1	42.923 174.7	35.061	1:52.320	10	36.013 190.4	47.152 171.9	40.810	2:03.975P
26	Roberto COLCIAGO			ITA	Honda Accord Euro R				
1	5:52.060 204.1	48.225 136.1	37.594	X:00.000	7	34.230 208.8	42.644 177.3	35.073	1:51.947
2	34.458 209.7	43.169 178.2	35.707	1:53.334	8	35.872 204.1	45.107 176.1	40.779	2:01.758P
3	34.563 207.2	42.735 177.0	35.164	1:52.462	9	4:10.879 206.5	44.518 175.8	35.315	X:00.000
4	36.391 194.9	44.945 177.3	41.322	2:02.658P	10	34.350 207.2	42.776 177.6	34.980	1:52.106
5	3:09.970 203.7	45.167 175.8	35.304	4:30.441	11	34.088 208.4	42.379 178.2	34.825	1:51.292
6	34.297 209.3	42.720 176.7	35.099	1:52.116	12	38.645 193.2	47.273 176.4	43.752	2:09.670P
27	Adriano DE MICHELI			ITA	Honda Accord Euro R				
1	9:58.493 192.8	46.317 171.1	37.101	X:00.000	5	4:47.268 174.7	47.510 174.4	36.678	X:00.000
2	34.769 206.1	43.004 177.0	35.301	1:53.074	6	34.390 207.2	43.056 176.7	35.415	1:52.861
3	34.412 207.2	43.314 175.8	35.696	1:53.422	7	34.587 207.2	43.111 177.6	36.073	1:53.771
4	39.087 177.6	47.943 165.1	45.154	2:12.184P					
28	Carl ROSENBLAD			SWE	BMW 320i				
1	5:52.672 208.8	46.060 170.8	36.397	X:00.000	7	34.091 209.3	43.009 176.4	35.076	1:52.176
2	34.425 210.1	43.143 177.3	35.276	1:52.844	8	34.092 209.3	42.665 176.4	35.105	1:51.862
3	34.330 209.7	42.996 177.0	35.204	1:52.530	9	34.305 209.3	43.708 175.3	37.927	1:55.940P
4	34.313 208.4	43.652 172.8	39.018	1:56.983P	10	2:36.995 198.1	46.191 173.3	37.565	4:00.751
5	5:44.279 210.5	43.437 177.3	35.564	X:00.000	11	34.373 208.0	44.645 157.6	35.904	1:54.922
6	33.983 210.1	42.755 176.4	35.290	1:52.028	12	34.007 210.5	42.558 177.6	34.884	1:51.449

Ballast Car1(+10kg) 3(+35) 5(+25) 43(+45)
Weather/Track: Sun/Dry

www.mstworld.com

Page 4 of 7

Magny-Cours
Circuit Length = 4.4110 km.
Start: 15:20 End: 15:50

Printed - 15:55 Saturday, 30 April 2005

2005 FIA World Touring Car Championship QUALIFYING - SECTOR ANALYSIS

(contd.)

30	Stefano D'ASTE			ITA	BMW 320i				I				
1	6:00.215	174.4	46.600	165.1	40.320	X:00.000P	8	33.911	210.9	43.247	175.0	35.233	1:52.391
2	2:32.873	188.1	47.068	169.8	36.523	3:56.464	9	34.340	208.0	42.708	175.3	35.360	1:52.408
3	34.140	208.4	42.978	174.7	35.270	1:52.388	10	34.180	208.8	43.114	175.6	35.295	1:52.589
4	34.053	210.1	43.286	175.0	35.346	1:52.685	11	34.402	208.4	42.936	175.3	35.277	1:52.615
5	35.940	181.2	45.260	167.9	36.153	1:57.353	12	36.130	177.6	49.352	149.3	37.962	2:03.444
6	34.266	207.2	47.059	163.3	42.219	2:03.544P	13	34.330	212.1	43.546	177.6	36.163	1:54.039
7	2:39.901	210.9	44.784	174.4	35.096	3:59.781							

31	Giuseppe CIRO			ITA	BMW 320i				I				
1	6:08.855	174.4	47.688	167.9	37.143	X:00.000	8	34.696	208.8	43.388	175.6	35.419	1:53.503
2	35.433	204.1	44.479	173.3	36.114	1:56.026	9	34.618	208.0	45.003	169.8	40.516	2:00.137P
3	38.550	153.8	46.532	174.4	40.842	2:05.924P	10	4:06.777	165.8	44.326	174.7	35.145	X:00.000
4	2:39.699	206.1	43.825	174.4	35.556	3:59.080	11	34.119	209.3	43.198	175.0	34.856	1:52.173
5	34.769	205.7	43.418	174.4	35.095	1:53.282	12	34.256	209.7	43.156	175.6	35.211	1:52.623
6	34.356	209.7	43.211	174.4	34.981	1:52.548	13	34.273	209.7	42.967	175.6	35.085	1:52.325
7	34.837	206.8	43.207	175.3	35.406	1:53.450							

32	Marc HENNERICI			GER	BMW 320i				I				
1	6:14.939	151.4	49.301	177.9	35.757	X:00.000	6	4:16.576	205.3	49.368	147.3	36.970	X:00.000
2	34.048	214.2	43.802	176.1	35.322	1:53.172	7	37.880	186.2	49.633	155.1	42.815	2:10.328P
3	34.063	211.7	43.512	179.1	36.974	1:54.549	8	4:10.599	141.3	47.115	175.8	36.434	X:00.000
4	34.101	210.1	42.872	177.9	34.965	1:51.938	9	37.579	184.6	46.534	171.1	41.209	2:05.322P
5	34.423	209.3	43.372	177.6	39.779	1:57.574P							

33	Adam LACKO			CZE	BMW 320i				I				
1	5:54.491	205.3	44.691	165.8	37.164	X:00.000	7	35.173	201.4	45.328	175.6	41.416	2:01.917P
2	34.597	210.5	44.113	177.6	35.994	1:54.704	8	9:20.101	195.6	44.589	176.7	35.542	X:00.000
3	34.984	213.0	43.377	177.3	35.554	1:53.915	9	33.870	212.1	43.051	177.9	35.170	1:52.091
4	34.514	209.7	43.782	177.3	35.364	1:53.660	10	34.100	209.7	43.734	179.7	35.514	1:53.348
5	34.499	205.3	43.793	175.8	35.761	1:54.053	11	34.071	212.1	43.131	179.4	35.538	1:52.740
6	34.535	206.1	43.573	175.8	35.647	1:53.755							

36	Sascha PLODERL			AUT	Ford Focus ST170				I				
1	6:41.808	170.6	47.377	170.3	36.619	X:00.000	7	35.237	199.6	43.741	171.1	38.781	1:57.759P
2	35.467	201.1	44.532	171.4	36.433	1:56.432	8	3:29.456	200.7	47.616	171.7	36.912	4:53.984
3	35.213	201.1	43.996	171.4	37.124	1:56.333	9	35.015	202.2	45.352	173.0	36.276	1:56.643
4	35.044	203.3	52.151	118.4	50.585	2:17.780P	10	35.070	201.4	44.064	171.7	36.023	1:55.157
5	5:17.857	197.4	45.289	170.8	36.201	X:00.000	11	35.065	202.2	44.241	172.2	37.054	1:56.360
6	35.581	196.7	44.430	172.2	35.733	1:55.744							

Ballast Car1(+10kg) 3(+35) 5(+25) 43(+45)
Weather/Track: Sun/Dry

www.mstworld.com

Page 5 of 7

Magny-Cours
Circuit Length = 4.4110 km.
Start: 15:20 End: 15:50

Printed - 15:55 Saturday, 30 April 2005

2005 FIA World Touring Car Championship QUALIFYING - SECTOR ANALYSIS

(contd.)

37	Frank DIEFENBACHER			GER	Ford Focus ST170			 	
1	6:49.760 178.2	48.178 168.7	37.685	X:00.000	6	3:39.002 177.3	46.554 121.3	37.518	X:00.000
2	34.606 204.1	44.031 172.5	35.772	1:54.409	7	34.331 206.1	1:03.268 153.8	36.789	2:14.388
3	34.613 203.3	43.392 173.3	35.679	1:53.684	8	34.587 204.9	43.116 172.8	35.733	1:53.436
4	34.400 204.9	50.646 172.2	35.800	2:00.846	9	34.474 204.1	43.810 171.9	36.000	1:54.284
5	34.626 202.6	44.052 171.9	38.777	1:57.455P	10	34.502 204.1	43.707 171.7	38.910	1:57.119P
42	Jorg MULLER			GER	BMW 320i				
1	5:47.043 206.1	43.400 177.3	35.024	X:00.000	6	33.511 212.5	42.098 177.9	34.316	1:49.925
2	33.971 211.3	42.575 177.6	34.780	1:51.326	7	33.560 213.0	42.601 172.2	34.761	1:50.922
3	33.880 210.9	42.472 177.3	34.617	1:50.969	8	34.164 213.0	46.392 172.5	39.311	1:59.867P
4	36.484 202.2	43.641 178.5	38.798	1:58.923P	9	6:19.591 208.4	44.761 175.6	34.720	X:00.000
5	3:52.284 208.0	42.862 177.9	36.055	X:00.000	10	33.386 212.5	41.929 178.8	34.171	1:49.486
43	Dirk MULLER			GER	BMW 320i				
1	6:18.967 175.3	44.970 176.4	35.599	X:00.000	7	5:17.247 182.1	45.624 170.0	35.743	X:00.000
2	34.144 211.3	42.944 177.3	35.143	1:52.231	8	33.709 212.5	42.136 177.9	34.360	1:50.205
3	35.396 165.1	44.123 178.2	38.441	1:57.960P	9	33.805 213.0	42.244 178.2	34.738	1:50.787
4	4:21.100 207.6	43.625 169.0	39.463	X:00.000	10	34.268 212.1	42.931 177.0	34.811	1:52.010
5	33.781 211.7	42.148 177.6	34.636	1:50.565	11	33.762 212.1	42.247 178.2	34.873	1:50.882
6	34.823 210.9	43.709 177.9	38.429	1:56.961P					
51	Salvatore TAVANO			ITA	Alfa Romeo 156			 	
1	6:24.500 198.1	44.121 175.3	38.015	X:00.000	7	34.826 203.3	42.881 175.3	34.822	1:52.529
2	34.357 209.7	42.836 177.9	35.477	1:52.670	8	34.449 205.3	42.831 175.8	35.105	1:52.385
3	34.383 205.7	42.702 175.6	35.034	1:52.119	9	35.320 200.3	45.359 169.5	41.821	2:02.500P
4	34.325 206.8	43.043 175.0	35.477	1:52.845	10	2:59.105 193.8	46.394 174.4	35.131	4:20.630
5	36.605 200.3	43.439 175.0	41.540	2:01.584P	11	34.375 204.9	42.919 175.8	34.739	1:52.033
6	3:31.802 202.2	44.172 174.1	35.304	4:51.278	12	34.087 207.2	43.091 176.1	34.690	1:51.868
52	Andrea LARINI			ITA	Alfa Romeo 156			 	
1	8:37.246 189.8	45.813 171.9	40.597	X:00.000P	7	34.176 208.4	42.788 176.7	35.089	1:52.053
2	5:12.858 201.8	44.003 173.9	35.637	X:00.000	8	34.259 208.0	43.077 173.6	34.974	1:52.310
3	34.606 203.3	42.949 174.4	35.212	1:52.767	9	34.223 207.6	42.992 175.0	35.307	1:52.522
4	34.570 204.9	42.873 174.4	35.039	1:52.482	10	34.404 209.3	42.930 175.6	35.252	1:52.586
5	34.461 206.1	43.519 176.7	37.955	1:55.935P	11	34.252 206.8	43.073 176.4	35.422	1:52.747
6	3:33.823 151.4	50.101 173.0	42.020	X:00.000					

Ballast Car1(+10kg) 3(+35) 5(+25) 43(+45)
Weather/Track: Sun/Dry

www.mstworld.com

Page 6 of 7

Magny-Cours
Circuit Length = 4.4110 km.
Start: 15:20 End: 15:50

Printed - 15:55 Saturday, 30 April 2005

2005 FIA World Touring Car Championship QUALIFYING - SECTOR ANALYSIS

(contd.)

53	Gianluca DE LORENZI			ITA	BMW 320i				 	
1	6:20.444	156.5	44.845 176.1	35.594	X:00.000	8	34.656 206.5	42.999 175.3	35.092	1:52.747
2	34.622	208.8	43.489 175.8	35.437	1:53.548	9	35.385 205.3	44.106 174.1	40.701	2:00.192P
3	34.520	206.8	43.881 176.4	39.394	1:57.795P	10	3:36.460 204.5	43.937 174.4	35.281	4:55.678
4	3:20.933	206.8	47.400 170.8	36.458	4:44.791	11	34.402 208.4	43.252 175.6	35.105	1:52.759
5	34.674	204.5	43.062 174.1	40.040	1:57.776	12	34.477 210.1	43.638 175.8	35.157	1:53.272
6	34.249	206.8	42.793 174.4	35.611	1:52.653	13	34.463 208.4	43.366 175.0	35.185	1:53.014
7	34.481	207.2	43.338 173.6	35.091	1:52.910					

54	Stefano VALLI			RSM	BMW 320i				 	
1	6:30.454	185.2	45.788 173.0	37.594	X:00.000	7	35.144 206.1	43.929 173.6	35.752	1:54.825
2	35.384	206.5	44.436 175.8	35.894	1:55.714	8	34.978 204.9	47.637 155.6	40.016	2:02.631
3	35.459	203.3	43.973 175.0	35.813	1:55.245	9	34.886 206.1	44.034 175.8	35.595	1:54.515
4	35.706	205.7	44.364 173.9	36.315	1:56.385	10	34.812 206.1	43.760 175.3	35.833	1:54.405
5	34.910	207.6	43.934 174.4	40.558	1:59.402P	11	35.431 198.5	47.556 176.1	36.291	1:59.278
6	5:12.398	200.3	47.503 173.0	35.916	X:00.000	12	34.791 206.5	43.820 175.0	40.629	1:59.240P

55	Alessandro BALZAN			ITA	SEAT Toledo Cupra				 	
1	6:26.680	201.1	44.496 174.4	37.526	X:00.000	7	34.074 209.3	42.823 176.4	34.822	1:51.719
2	34.536	206.1	43.493 175.3	35.530	1:53.559	8	34.333 205.7	42.783 175.6	34.934	1:52.050
3	34.471	206.1	42.924 175.6	35.397	1:52.792	9	34.889 204.1	42.768 175.8	37.541	1:55.198P
4	34.434	206.5	43.888 167.4	42.340	2:00.662P	10	3:17.499 191.1	44.491 177.0	35.483	4:37.473
5	4:11.245	163.3	47.864 118.6	39.125	X:00.000	11	34.285 208.8	42.820 176.7	34.980	1:52.085
6	34.565	208.0	43.027 175.8	35.077	1:52.669	12	34.217 209.7	42.535 178.5	35.040	1:51.792

Ballast Car1(+10kg) 3(+35) 5(+25) 43(+45)
Weather/Track: Sun/Dry

www.mstworld.com

Page 7 of 7

Magny-Cours
Circuit Length = 4.4110 km.
Start: 15:20 End: 15:50

Printed - 15:55 Saturday, 30 April 2005

2005 FIA World Touring Car Championship QUALIFYING - SPEED TRAP - SECTOR 1

POS	NO	CL	DRIVER	NAT	CAR	KPH
1	1		Andy PRIAULX	GBR	BMW 320i	214.7
2	2		Gabriele TARQUINI	ITA	Alfa Romeo 156	214.2
3	32		Marc HENNERICI	GER	BMW 320i	214.2
4	7		Augusto FARFUS JR.	BRA	Alfa Romeo 156	213.8
5	43		Dirk MULLER	GER	BMW 320i	213.0
6	5		Antonio GARCIA	ESP	BMW 320i	213.0
7	42		Jorg MULLER	GER	BMW 320i	213.0
8	33		Adam LACKO	CZE	BMW 320i	213.0
9	6		Fabrizio GIOVANARDI	ITA	Alfa Romeo 156	212.1
10	30		Stefano D'ASTE	ITA	BMW 320i	212.1
11	4		Alessandro ZANARDI	ITA	BMW 320i	211.7
12	10		Peter TERTING	GER	SEAT Toledo Cupra	211.7
13	19		Valle MAKELA	FIN	Seat Toledo Cupra	210.9
14	28		Carl ROSENBLAD	SWE	BMW 320i	210.5
15	9		Jordi GENE	ESP	SEAT Toledo Cupra	210.5
16	53		Gianluca DE LORENZI	ITA	BMW 320i	210.1
17	3		James THOMPSON	GBR	Alfa Romeo 156	210.1
18	8		Rickard RYDELL	SWE	SEAT Toledo Cupra	210.1
19	55		Alessandro BALZAN	ITA	SEAT Toledo Cupra	209.7
20	31		Giuseppe CIRO	ITA	BMW 320i	209.7
21	51		Salvatore TAVANO	ITA	Alfa Romeo 156	209.7
22	26		Roberto COLCIAGO	ITA	Honda Accord Euro R	209.7
23	52		Andrea LARINI	ITA	Alfa Romeo 156	209.3
24	20		Tom CORONEL	NED	Seat Toledo Cupra	208.0
25	54		Stefano VALLI	RSM	BMW 320i	207.6
26	27		Adriano DE MICHELI	ITA	Honda Accord Euro R	207.2
27	37		Frank DIEFENBACHER	GER	Ford Focus ST170	206.1
28	23		Alain MENU	SUI	Chevrolet Lacetti	206.1
29	22		Nicola LARINI	ITA	Chevrolet Lacetti	205.7
30	21		Robert HUFF	GBR	Chevrolet Lacetti	204.1
31	14		Thomas KLENKE	GER	Ford Focus	203.7
32	36		Sascha PLODERL	AUT	Ford Focus ST170	203.3
33	15		Thomas JAGER	GER	Ford Focus	200.3

Ballast Car1(+10kg) 3(+35) 5(+25) 43(+45)
Weather/Track: Sun/Dry

www.mstworld.com

Magny-Cours
Circuit Length = 4.4110 km.
Start: 15:20 End: 15:50

Printed - 15:56 Saturday, 30 April 2005

2005 FIA World Touring Car Championship QUALIFYING - SPEED TRAP - SECTOR 2

(contd.)

POS	NO	CL	DRIVER	NAT	CAR	KPH
1	7		Augusto FARFUS JR.	BRA	Alfa Romeo 156	180.3
2	2		Gabriele TARQUINI	ITA	Alfa Romeo 156	180.3
3	33		Adam LACKO	CZE	BMW 320i	179.7
4	6		Fabrizio GIOVANARDI	ITA	Alfa Romeo 156	179.4
5	32		Marc HENNERICI	GER	BMW 320i	179.1
6	42		Jorg MULLER	GER	BMW 320i	178.8
7	10		Peter TERTING	GER	SEAT Toledo Cupra	178.8
8	4		Alessandro ZANARDI	ITA	BMW 320i	178.8
9	55		Alessandro BALZAN	ITA	SEAT Toledo Cupra	178.5
10	8		Rickard RYDELL	SWE	SEAT Toledo Cupra	178.5
11	19		Valle MAKELA	FIN	Seat Toledo Cupra	178.5
12	9		Jordi GENE	ESP	SEAT Toledo Cupra	178.2
13	3		James THOMPSON	GBR	Alfa Romeo 156	178.2
14	43		Dirk MULLER	GER	BMW 320i	178.2
15	26		Roberto COLCIAGO	ITA	Honda Accord Euro R	178.2
16	1		Andy PRIAULX	GBR	BMW 320i	178.2
17	5		Antonio GARCIA	ESP	BMW 320i	177.9
18	51		Salvatore TAVANO	ITA	Alfa Romeo 156	177.9
19	28		Carl ROSENBLAD	SWE	BMW 320i	177.6
20	30		Stefano D'ASTE	ITA	BMW 320i	177.6
21	27		Adriano DE MICHELI	ITA	Honda Accord Euro R	177.6
22	52		Andrea LARINI	ITA	Alfa Romeo 156	176.7
23	53		Gianluca DE LORENZI	ITA	BMW 320i	176.4
24	54		Stefano VALLI	RSM	BMW 320i	176.1
25	20		Tom CORONEL	NED	Seat Toledo Cupra	176.1
26	23		Alain MENU	SUI	Chevrolet Lacetti	175.8
27	31		Giuseppe CIRO	ITA	BMW 320i	175.6
28	22		Nicola LARINI	ITA	Chevrolet Lacetti	175.3
29	21		Robert HUFF	GBR	Chevrolet Lacetti	174.7
30	37		Frank DIEFENBACHER	GER	Ford Focus ST170	173.3
31	36		Sascha PLODERL	AUT	Ford Focus ST170	173.0
32	14		Thomas KLENKE	GER	Ford Focus	172.8
33	15		Thomas JAGER	GER	Ford Focus	172.2

Ballast Car1(+10kg) 3(+35) 5(+25) 43(+45)
Weather/Track: Sun/Dry

www.mstworld.com

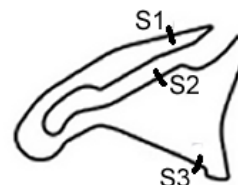
Magny-Cours
Circuit Length = 4.4110 km.
Start: 15:20 End: 15:50

Printed - 15:56 Saturday, 30 April 2005

2005 FIA World Touring Car Championship Qualifying - Best Sector Times Report

POS	NO	SECTOR 1		SECTOR 2		SECTOR 3		IDEAL/BEST LAP COMPARISON							
		TIME	LAP	NO	TIME	LAP	NO	TIME	LAP	NO	NAME	IDEAL	BEST	LAP	DIFF
1	42	33.386	10	2	41.892	7	1	34.028	9	42	MULLER	1:49.486	1:49.486	10	+ 0.000
2	9	33.393	9	42	41.929	10	5	34.145	9	1	PRIAULX	1:49.597	1:49.865	9	+ 0.268
3	7	33.459	9	7	41.950	10	42	34.171	10	7	FARFUS JR.	1:49.794	1:49.864	9	+ 0.070
4	2	33.466	7	8	41.973	10	10	34.279	6	8	RYDELL	1:49.824	1:49.824	10	+ 0.000
5	1	33.487	9	6	42.062	7	8	34.301	10	2	TARQUINI	1:49.948	1:49.985	7	+ 0.037
6	8	33.550	10	10	42.070	6	43	34.360	8	5	GARCIA	1:49.974	1:50.048	9	+ 0.074
7	3	33.558	8	1	42.082	5	7	34.385	9	9	GENE	1:50.026	1:50.132	10	+ 0.106
8	5	33.606	10	43	42.136	8	9	34.391	5	10	TERTING	1:50.114	1:50.114	6	+ 0.000
9	6	33.650	12	5	42.223	9	3	34.575	8	43	MULLER	1:50.205	1:50.205	8	+ 0.000
10	43	33.709	8	9	42.242	5	23	34.577	9	6	GIOVANARD	1:50.291	1:50.539	12	+ 0.248
11	10	33.765	6	26	42.379	11	6	34.579	12	3	THOMPSON	1:50.530	1:50.530	8	+ 0.000
12	33	33.870	9	3	42.397	8	2	34.590	10	4	ZANARDI	1:51.165	1:51.311	6	+ 0.146
13	30	33.911	8	19	42.424	11	51	34.690	12	19	MAKELA	1:51.183	1:51.250	11	+ 0.067
14	4	33.918	3	4	42.487	2	19	34.759	11	26	COLCIAGO	1:51.292	1:51.292	11	+ 0.000
15	28	33.983	6	55	42.535	12	4	34.760	6	23	MENU	1:51.395	1:51.395	9	+ 0.000
16	19	34.000	10	28	42.558	12	55	34.822	7	28	ROSENBLAD	1:51.425	1:51.449	12	+ 0.024
17	20	34.039	10	23	42.667	9	26	34.825	11	55	BALZAN	1:51.431	1:51.719	7	+ 0.288
18	32	34.048	2	22	42.695	8	22	34.826	7	51	TAVANO	1:51.479	1:51.868	12	+ 0.389
19	55	34.074	7	51	42.702	3	14	34.832	6	30	D'ASTE	1:51.715	1:52.388	3	+ 0.673
20	51	34.087	12	30	42.708	9	31	34.856	11	22	LARINI	1:51.754	1:51.823	8	+ 0.069
21	26	34.088	11	52	42.788	7	28	34.884	12	20	CORONEL	1:51.809	1:52.120	9	+ 0.311
22	31	34.119	11	53	42.793	6	20	34.914	9	32	HENNERICI	1:51.885	1:51.938	4	+ 0.053
23	23	34.151	9	20	42.856	10	32	34.965	4	52	LARINI	1:51.938	1:52.053	7	+ 0.115
24	52	34.176	7	32	42.872	4	52	34.974	8	31	CIRO	1:51.942	1:52.173	11	+ 0.231
25	22	34.233	7	31	42.967	13	15	35.058	8	33	LACKO	1:52.091	1:52.091	9	+ 0.000
26	53	34.249	6	27	43.004	2	53	35.091	7	53	DE LORENZI	1:52.133	1:52.653	6	+ 0.520
27	14	34.252	6	33	43.051	9	30	35.096	7	14	KLENKE	1:52.378	1:52.378	6	+ 0.000
28	37	34.331	7	21	43.068	6	21	35.115	10	21	HUFF	1:52.556	1:52.898	7	+ 0.342
29	21	34.373	7	37	43.116	8	33	35.170	9	27	DE MICHELI	1:52.695	1:52.861	6	+ 0.166
30	27	34.390	6	15	43.235	9	27	35.301	2	15	JAGER	1:52.789	1:52.898	8	+ 0.109
31	15	34.496	5	14	43.294	6	54	35.595	9	37	DIEFENBAC	1:53.126	1:53.436	8	+ 0.310
32	54	34.791	12	36	43.741	7	37	35.679	3	54	VALLI	1:54.146	1:54.405	10	+ 0.259
33	36	35.015	9	54	43.760	10	36	35.733	6	36	PLODERL	1:54.489	1:55.157	10	+ 0.668

'Perfect Lap' - 1:49.306



Circuit Length - 4.4110 kilometres
Circuit de Nevers
Magny-Cours

2005 FIA World Touring Car Championship WARM UP

POS	NO	CL	DRIVER	NAT	CAR	TIME	LAPS	GAP	KPH
1	2		Gabriele TARQUINI	ITA	Alfa Romeo 156	1:49.540	4		144.96
2	7		Augusto FARFUS JR.	BRA	Alfa Romeo 156	1:49.738	4	0.198	144.70
3	42		Jorg MULLER	GER	BMW 320i	1:49.761	4	0.221	144.67
4	43		Dirk MULLER	GER	BMW 320i	1:50.324	4	0.784	143.93
5	1		Andy PRIAULX	GBR	BMW 320i	1:50.355	4	0.815	143.89
6	8		Rickard RYDELL	SWE	SEAT Toledo Cupra	1:50.427	3	0.887	143.80
7	3		James THOMPSON	GBR	Alfa Romeo 156	1:50.516	4	0.976	143.68
8	10		Peter TERTING	GER	SEAT Toledo Cupra	1:50.586	3	1.046	143.59
9	6		Fabrizio GIOVANARDI	ITA	Alfa Romeo 156	1:50.680	4	1.140	143.47
10	28		Carl ROSENBLAD	SWE	BMW 320i	1:51.168	4	1.628	142.84
11	26		Roberto COLCIAGO	ITA	Honda Accord Euro R	1:51.261	4	1.721	142.72
12	19		Valle MAKELA	FIN	Seat Toledo Cupra	1:51.342	4	1.802	142.62
13	20		Tom CORONEL	NED	Seat Toledo Cupra	1:51.475	3	1.935	142.45
14	51		Salvatore TAVANO	ITA	Alfa Romeo 156	1:51.622	4	2.082	142.26
15	32		Marc HENNERICI	GER	BMW 320i	1:51.631	4	2.091	142.25
16	22		Nicola LARINI	ITA	Chevrolet Lacetti	1:51.665	4	2.125	142.20
17	30		Stefano D'ASTE	ITA	BMW 320i	1:51.707	3	2.167	142.15
18	5		Antonio GARCIA	ESP	BMW 320i	1:51.995	4	2.455	141.78
19	15		Thomas JAGER	GER	Ford Focus	1:52.164	3	2.624	141.57
20	23		Alain MENU	SUI	Chevrolet Lacetti	1:52.243	4	2.703	141.47
21	31		Giuseppe CIRO	ITA	BMW 320i	1:52.311	4	2.771	141.39
22	33		Adam LACKO	CZE	BMW 320i	1:52.620	4	3.080	141.00
23	14		Thomas KLENKE	GER	Ford Focus	1:52.866	3	3.326	140.69
24	55		Alessandro BALZAN	ITA	SEAT Toledo Cupra	1:53.184	4	3.644	140.29
25	53		Gianluca DE LORENZI	ITA	BMW 320i	1:53.210	4	3.670	140.26
26	54		Stefano VALLI	RSM	BMW 320i	1:54.053	4	4.513	139.23
27	27		Adriano DE MICHELI	ITA	Honda Accord Euro R	1:55.147	4	5.607	137.90
28	4		Alessandro ZANARDI	ITA	BMW 320i	1:58.189	4	8.649	134.35
29	52		Andrea LARINI	ITA	Alfa Romeo 156	3:06.721	3	1:17.181	85.04
30	21		Robert HUFF	GBR	Chevrolet Lacetti	12:29.658	2	10:40.118	21.18
31	36		Sascha PLODERL	AUT	Ford Focus ST170	13:26.039	1	11:36.499	19.70

Ballast Car1(+10kg) 3(+35) 5(+25) 43(+45)
Weather/Track: Sun/Dry

Magny-Cours
Circuit Length = 4.4110 km.
Start: 09:25 End: 09:34

Race Director:	Steward:	Timekeeper:
----------------	----------	-------------

2005 FIA World Touring Car Championship

WARM UP - SECTOR ANALYSIS

1	Andy PRIAULX			GBR	BMW 320i			
1	X:00.000 170.3	46.845 175.3	36.395	X:00.000	3 - 33.864 213.4	42.144 180.9	34.347	1:50.355
2	34.375 192.8	43.571 179.1	37.117	1:55.063	4 - 33.624 213.8	42.116 180.6	37.130	1:52.870P
2	Gabriele TARQUINI			ITA	Alfa Romeo 156			
1	X:00.000 210.1	44.695 155.3	36.982	X:00.000	3 - 33.322 216.4	41.975 181.2	34.243	1:49.540
2	33.649 214.2	42.206 181.5	34.679	1:50.534	4 - 33.569 213.0	41.882 179.4	35.137	1:50.588
3	James THOMPSON			GBR	Alfa Romeo 156			
1	X:00.000 176.4	47.359 143.0	40.401	X:00.000	3 - 33.902 212.5	42.221 177.6	34.393	1:50.516
2	33.993 212.5	42.706 178.2	35.092	1:51.791	4 - 33.684 212.5	41.974 179.7	35.878	1:51.536
4	Alessandro ZANARDI			ITA	BMW 320i			
1	X:00.000 179.4	47.474 178.8	38.213	X:00.000	3 - 35.112 201.4	47.044 180.9	36.033	1:58.189
2	36.148 176.4	45.225 178.5	36.902	1:58.275	4 - 34.272 210.5	45.047 142.6	40.326	1:59.645
5	Antonio GARCIA			ESP	BMW 320i			
1	X:00.000 132.1	52.586 140.9	39.874	X:00.000	3 - 37.197 191.8	44.726 177.6	35.207	1:57.130
2	42.709 157.6	50.402 145.5	36.975	2:10.086	4 - 33.769 212.1	42.533 177.6	35.693	1:51.995
6	Fabrizio GIOVANARDI			ITA	Alfa Romeo 156			
1	X:00.000 197.8	46.594 175.3	36.175	X:00.000	3 - 33.809 213.0	42.107 180.3	34.764	1:50.680
2	33.987 213.0	42.533 179.7	34.844	1:51.364	4 - 33.697 212.1	41.994 178.5	35.306	1:50.997
7	Augusto FARFUS JR.			BRA	Alfa Romeo 156			
1	X:00.000 206.1	44.638 179.4	35.992	X:00.000	3 - 33.606 213.8	41.931 180.3	34.207	1:49.738
2	34.046 213.0	42.310 180.6	34.540	1:50.896	4 - 33.485 216.0	42.095 180.3	35.127	1:50.707
8	Rickard RYDELL			SWE	SEAT Toledo Cupra			
1	X:00.000 201.8	44.000 143.8	39.345	X:00.000	3 - 33.831 205.7	42.164 177.3	34.432	1:50.427
2	34.111 206.8	42.293 177.6	34.616	1:51.020				
10	Peter TERTING			GER	SEAT Toledo Cupra			
1	X:00.000 204.5	45.752 175.6	41.200	X:00.000P	3 - 33.848 208.8	42.279 178.8	34.459	1:50.586
2	1:21.670 208.0	43.417 179.1	34.815	2:39.902				

Ballast Car1(+10kg) 3(+35) 5(+25) 43(+45)
Weather/Track: Sun/Dry

www.mstworld.com

Page 1 of 4

Magny-Cours
Circuit Length = 4.4110 km.
Start: 09:20 End: 09:34

Printed - 09:48 Sunday, 01 May 2005

2005 FIA World Touring Car Championship WARM UP - SECTOR ANALYSIS

(contd.)

14	Thomas KLENKE			GER	Ford Focus			
1	X:00.000 159.7	45.673 169.2	36.643	X:00.000	3 - 34.689 200.0	43.118 172.2	<i>35.059</i>	1:52.866
2	35.549 197.4	43.913 172.2	35.151	1:54.613				
15	Thomas JAGER			GER	Ford Focus			
1	X:00.000 192.8	44.641 171.4	39.147	X:00.000	3 - 34.578 197.8	<i>42.883</i> 171.4	<i>34.703</i>	1:52.164
2	34.817 197.4	43.168 <i>171.7</i>	34.928	1:52.913				
19	Valle MAKELA			FIN	Seat Toledo Cupra			
1	X:00.000 203.0	44.980 177.6	35.424	X:00.000	3 - 34.059 <i>210.9</i>	<i>42.445</i> 178.8	<i>34.838</i>	1:51.342
2	34.327 210.1	43.285 171.9	35.859	1:53.471	4 - 34.141 208.0	42.508 178.2	34.856	1:51.505
20	Tom CORONEL			NED	Seat Toledo Cupra			
1	X:00.000 204.9	44.035 175.8	35.213	X:00.000	3 - 34.072 207.6	<i>42.546</i> 177.0	<i>34.857</i>	1:51.475
2	35.861 204.5	43.645 174.4	39.608	1:59.114				
21	Robert HUFF			GBR	Chevrolet Lacetti			
1	X:00.000 167.7	47.911 <i>172.5</i>	38.172	X:00.000	2 - <i>35.389</i> 192.5	<i>45.385</i> 160.7	<i>41.384</i>	2:02.158P
22	Nicola LARINI			ITA	Chevrolet Lacetti			
1	X:00.000 187.8	50.349 142.4	38.980	X:00.000	3 - 34.243 207.6	43.063 <i>177.6</i>	<i>34.732</i>	1:52.038
2	34.734 207.2	44.087 175.8	35.320	1:54.141	4 - <i>34.155</i> 208.0	<i>42.453</i> 177.0	35.057	1:51.665
23	Alain MENU			SUI	Chevrolet Lacetti			
1	X:00.000 195.6	48.180 167.1	37.579	X:00.000	3 - 34.660 <i>204.9</i>	42.834 175.6	<i>34.749</i>	1:52.243
2	35.606 203.3	43.651 175.8	35.261	1:54.518	4 - <i>34.286</i> 204.1	<i>42.819</i> 176.7	35.310	1:52.415
26	Roberto COLCIAGO			ITA	Honda Accord Euro R			
1	X:00.000 145.5	48.885 166.4	37.316	X:00.000	3 - 34.328 209.7	43.143 <i>179.7</i>	<i>34.723</i>	1:52.194
2	35.088 207.6	42.870 177.6	35.461	1:53.419	4 - <i>33.956</i> 210.9	42.577 179.1	34.728	1:51.261
27	Adriano DE MICHELI			ITA	Honda Accord Euro R			
1	X:00.000 141.9	48.989 166.6	41.185	X:00.000	3 - 40.399 147.3	51.959 149.3	<i>38.785</i>	2:11.143
2	37.469 204.5	46.109 137.7	43.704	2:07.282	4 - <i>34.343</i> 208.4	<i>42.939</i> 176.7	37.865	1:55.147

Ballast Car1(+10kg) 3(+35) 5(+25) 43(+45)
Weather/Track: Sun/Dry

www.mstworld.com

Page 2 of 4

Magny-Cours
Circuit Length = 4.4110 km.
Start: 09:20 End: 09:34
Printed - 09:48 Sunday, 01 May 2005

2005 FIA World Touring Car Championship WARM UP - SECTOR ANALYSIS

(contd.)

28	Carl ROSENBLAD			SWE	BMW 320i			
1	X:00.000 197.8	44.771 179.7	36.478	X:00.000	3 - 33.746 213.8	42.745 180.6	34.677	1:51.168
2	34.105 212.5	42.474 180.0	35.146	1:51.725	4 - 33.506 214.7	42.963 178.2	35.565	1:52.034
30	Stefano D'ASTE			ITA	BMW 320i			
1	X:00.000 172.2	46.229 171.4	37.246	X:00.000	3 - 33.976 209.7	42.786 176.4	34.945	1:51.707
2	34.055 209.7	43.208 176.4	35.554	1:52.817				
31	Giuseppe CIRO			ITA	BMW 320i			
1	X:00.000 155.8	50.132 155.3	41.084	X:00.000	3 - 34.426 207.2	42.851 175.8	35.034	1:52.311
2	38.254 179.1	45.786 174.1	35.552	1:59.592	4 - 34.330 207.6	42.903 176.4	36.533	1:53.766
32	Marc HENNERICI			GER	BMW 320i			
1	X:00.000 159.5	45.461 179.1	35.387	X:00.000	3 - 33.935 212.1	42.748 180.9	34.948	1:51.631
2	34.168 214.2	42.908 180.0	34.911	1:51.987	4 - 34.013 210.9	42.668 179.7	36.961	1:53.642
33	Adam LACKO			CZE	BMW 320i			
1	X:00.000 147.7	50.100 143.0	38.845	X:00.000	3 - 34.341 209.7	43.194 178.8	35.085	1:52.620
2	35.577 162.8	46.366 177.6	35.707	1:57.650	4 - 34.155 210.5	44.446 177.3	36.819	1:55.420
36	Sascha PLODERL			AUT	Ford Focus ST170			
1	X:00.000 133.6	49.179 167.9	37.056	X:00.000				
42	Jorg MULLER			GER	BMW 320i			
1	X:00.000 177.0	46.904 165.6	36.440	X:00.000	3 - 33.431 213.4	42.039 178.8	34.291	1:49.761
2	34.077 213.8	42.434 179.4	34.492	1:51.003	4 - 33.381 214.2	41.667 180.3	34.938	1:49.986
43	Dirk MULLER			GER	BMW 320i			
1	X:00.000 163.3	44.773 177.6	35.440	X:00.000	3 - 33.620 213.8	42.186 179.1	34.561	1:50.367
2	33.884 212.5	41.944 179.1	34.522	1:50.350	4 - 33.636 212.5	42.057 179.7	34.631	1:50.324
51	Salvatore TAVANO			ITA	Alfa Romeo 156			
1	X:00.000 201.4	43.462 174.7	42.336	X:00.000P	3 - 34.238 206.8	42.688 176.7	34.696	1:51.622
2	1:48.151 205.7	43.107 175.0	34.993	3:06.251	4 - 34.099 207.2	42.536 176.4	35.283	1:51.918

Ballast Car1(+10kg) 3(+35) 5(+25) 43(+45)
Weather/Track: Sun/Dry

www.mstworld.com

Page 3 of 4

Magny-Cours
Circuit Length = 4.4110 km.
Start: 09:20 End: 09:34

Printed - 09:48 Sunday, 01 May 2005

2005 FIA World Touring Car Championship WARM UP - SECTOR ANALYSIS

(contd.)

52	Andrea LARINI			ITA	Alfa Romeo 156			
1	X:00.000 201.8	44.086 174.1	35.918	X:00.000	3 - 1:48.725 206.1	43.042 176.1	34.954	3:06.721
2	35.305 204.1	43.519 174.1	38.172	1:56.996P				
53	Gianluca DE LORENZI			ITA	BMW 320i			
1	X:00.000 166.4	51.674 173.3	38.089	X:00.000	3 - 34.658 209.7	43.652 175.8	34.900	1:53.210
2	40.285 154.5	46.137 176.4	36.383	2:02.805	4 - 34.486 207.2	43.560 177.3	35.756	1:53.802
54	Stefano VALLI			RSM	BMW 320i			
1	X:00.000 161.1	49.875 174.7	38.146	X:00.000	3 - 34.675 208.0	43.927 176.7	36.044	1:54.646
2	35.383 208.0	44.566 175.6	36.921	1:56.870	4 - 34.680 209.3	44.376 176.1	34.997	1:54.053
55	Alessandro BALZAN			ITA	SEAT Toledo Cupra			
1	X:00.000 193.5	45.920 176.4	37.905	X:00.000	3 - 34.555 206.1	43.437 176.7	35.192	1:53.184
2	35.291 206.1	44.474 174.4	35.720	1:55.485	4 - 34.381 208.0	42.827 177.0	38.176	1:55.384

Ballast Car1(+10kg) 3(+35) 5(+25) 43(+45)
Weather/Track: Sun/Dry

www.mstworld.com

Page 4 of 4

Magny-Cours
Circuit Length = 4.4110 km.
Start: 09:20 End: 09:34
Printed - 09:48 Sunday, 01 May 2005

2005 FIA World Touring Car Championship

WARM UP - SPEED TRAP - SECTOR 1

POS	NO	CL	DRIVER	NAT	CAR	KPH
1	2		Gabriele TARQUINI	ITA	Alfa Romeo 156	216.4
2	7		Augusto FARFUS JR.	BRA	Alfa Romeo 156	216.0
3	28		Carl ROSENBLAD	SWE	BMW 320i	214.7
4	42		Jorg MULLER	GER	BMW 320i	214.2
5	32		Marc HENNERICI	GER	BMW 320i	214.2
6	1		Andy PRIAULX	GBR	BMW 320i	213.8
7	43		Dirk MULLER	GER	BMW 320i	213.8
8	3		James THOMPSON	GBR	Alfa Romeo 156	213.4
9	5		Antonio GARCIA	ESP	BMW 320i	213.0
10	6		Fabrizio GIOVANARDI	ITA	Alfa Romeo 156	213.0
11	4		Alessandro ZANARDI	ITA	BMW 320i	212.1
12	26		Roberto COLCIAGO	ITA	Honda Accord Euro R	210.9
13	19		Valle MAKELA	FIN	Seat Toledo Cupra	210.9
14	33		Adam LACKO	CZE	BMW 320i	210.5
15	53		Gianluca DE LORENZI	ITA	BMW 320i	209.7
16	30		Stefano D'ASTE	ITA	BMW 320i	209.7
17	10		Peter TERTING	GER	SEAT Toledo Cupra	209.3
18	54		Stefano VALLI	RSM	BMW 320i	209.3
19	27		Adriano DE MICHELI	ITA	Honda Accord Euro R	208.4
20	22		Nicola LARINI	ITA	Chevrolet Lacetti	208.0
21	55		Alessandro BALZAN	ITA	SEAT Toledo Cupra	208.0
22	20		Tom CORONEL	NED	Seat Toledo Cupra	208.0
23	31		Giuseppe CIRO	ITA	BMW 320i	207.6
24	51		Salvatore TAVANO	ITA	Alfa Romeo 156	207.2
25	8		Rickard RYDELL	SWE	SEAT Toledo Cupra	206.8
26	52		Andrea LARINI	ITA	Alfa Romeo 156	206.1
27	23		Alain MENU	SUI	Chevrolet Lacetti	204.9
28	14		Thomas KLENKE	GER	Ford Focus	200.3
29	15		Thomas JAGER	GER	Ford Focus	200.0
30	21		Robert HUFF	GBR	Chevrolet Lacetti	192.5
31	36		Sascha PLODERL	AUT	Ford Focus ST170	133.6

Ballast Car1(+10kg) 3(+35) 5(+25) 43(+45)
Weather/Track: Sun/Dry

www.mstworld.com

Magny-Cours
Circuit Length = 4.4110 km.
Start: 09:20 End: 09:34

Printed - 09:49 Sunday, 01 May 2005

2005 FIA World Touring Car Championship

WARM UP - SPEED TRAP - SECTOR 2

(contd.)

POS	NO	CL	DRIVER	NAT	CAR	KPH
1	2		Gabriele TARQUINI	ITA	Alfa Romeo 156	181.5
2	4		Alessandro ZANARDI	ITA	BMW 320i	180.9
3	32		Marc HENNERICI	GER	BMW 320i	180.9
4	1		Andy PRIAULX	GBR	BMW 320i	180.9
5	28		Carl ROSENBLAD	SWE	BMW 320i	180.6
6	7		Augusto FARFUS JR.	BRA	Alfa Romeo 156	180.6
7	42		Jorg MULLER	GER	BMW 320i	180.3
8	6		Fabrizio GIOVANARDI	ITA	Alfa Romeo 156	180.3
9	10		Peter TERTING	GER	SEAT Toledo Cupra	179.7
10	3		James THOMPSON	GBR	Alfa Romeo 156	179.7
11	43		Dirk MULLER	GER	BMW 320i	179.7
12	26		Roberto COLCIAGO	ITA	Honda Accord Euro R	179.7
13	33		Adam LACKO	CZE	BMW 320i	178.8
14	19		Valle MAKELA	FIN	Seat Toledo Cupra	178.8
15	5		Antonio GARCIA	ESP	BMW 320i	177.6
16	22		Nicola LARINI	ITA	Chevrolet Lacetti	177.6
17	8		Rickard RYDELL	SWE	SEAT Toledo Cupra	177.6
18	53		Gianluca DE LORENZI	ITA	BMW 320i	177.3
19	55		Alessandro BALZAN	ITA	SEAT Toledo Cupra	177.0
20	20		Tom CORONEL	NED	Seat Toledo Cupra	177.0
21	27		Adriano DE MICHELI	ITA	Honda Accord Euro R	176.7
22	23		Alain MENU	SUI	Chevrolet Lacetti	176.7
23	51		Salvatore TAVANO	ITA	Alfa Romeo 156	176.7
24	54		Stefano VALLI	RSM	BMW 320i	176.7
25	31		Giuseppe CIRO	ITA	BMW 320i	176.4
26	30		Stefano D'ASTE	ITA	BMW 320i	176.4
27	52		Andrea LARINI	ITA	Alfa Romeo 156	176.1
28	14		Thomas KLENKE	GER	Ford Focus	172.5
29	21		Robert HUFF	GBR	Chevrolet Lacetti	172.5
30	15		Thomas JAGER	GER	Ford Focus	171.7
31	36		Sascha PLODERL	AUT	Ford Focus ST170	167.9

Ballast Car1(+10kg) 3(+35) 5(+25) 43(+45)
Weather/Track: Sun/Dry

www.mstworld.com

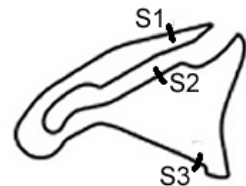
Magny-Cours
Circuit Length = 4.4110 km.
Start: 09:20 End: 09:34

Printed - 09:49 Sunday, 01 May 2005

2005 FIA World Touring Car Championship Warm-Up - Best Sector Times Report

POS	NO	SECTOR 1		SECTOR 2		SECTOR 3		IDEAL/BEST LAP COMPARISON							
		TIME	LAP	NO	TIME	LAP	NO	TIME	LAP	NO	NAME	IDEAL	BEST	LAP	DIFF
1	2	33.322	3	42	41.667	4	7	34.201	3	42	MULLER	1:49.339	1:49.761	3	+ 0.422
2	42	33.381	4	2	41.882	4	2	34.243	3	2	TARQUINI	1:49.447	1:49.540	3	+ 0.093
3	7	33.485	4	7	41.931	3	42	34.291	3	7	FARFUS JR.	1:49.617	1:49.738	3	+ 0.121
4	28	33.506	4	43	41.944	2	1	34.347	3	3	THOMPSON	1:50.051	1:50.516	3	+ 0.465
5	43	33.620	3	3	41.974	4	3	34.393	3	43	MULLER	1:50.086	1:50.324	4	+ 0.238
6	1	33.624	4	6	41.994	4	8	34.432	3	1	PRIAULX	1:50.087	1:50.355	3	+ 0.268
7	3	33.684	4	1	42.116	4	10	34.459	3	8	RYDELL	1:50.427	1:50.427	3	+ 0.000
8	6	33.697	4	8	42.164	3	43	34.522	2	6	GIOVANARD	1:50.455	1:50.680	3	+ 0.225
9	5	33.769	4	10	42.279	3	28	34.677	3	10	TERTING	1:50.586	1:50.586	3	+ 0.000
10	8	33.831	3	19	42.445	3	51	34.696	3	28	ROSENBLAD	1:50.657	1:51.168	3	+ 0.511
11	10	33.848	3	22	42.453	4	15	34.703	3	26	COLCIAGO	1:51.256	1:51.261	4	+ 0.005
12	32	33.935	3	28	42.474	2	26	34.723	3	51	TAVANO	1:51.331	1:51.622	3	+ 0.291
13	26	33.956	4	5	42.533	4	22	34.732	3	22	LARINI	1:51.340	1:51.665	4	+ 0.325
14	30	33.976	3	51	42.536	4	23	34.749	3	19	MAKELA	1:51.342	1:51.342	3	+ 0.000
15	19	34.059	3	20	42.546	3	6	34.764	3	20	CORONEL	1:51.475	1:51.475	3	+ 0.000
16	20	34.072	3	26	42.577	4	19	34.838	3	5	GARCIA	1:51.509	1:51.995	4	+ 0.486
17	51	34.099	4	32	42.668	4	20	34.857	3	32	HENNERICI	1:51.514	1:51.631	3	+ 0.117
18	22	34.155	4	30	42.786	3	53	34.900	3	30	D'ASTE	1:51.707	1:51.707	3	+ 0.000
19	33	34.155	4	23	42.819	4	32	34.911	2	23	MENU	1:51.854	1:52.243	3	+ 0.389
20	4	34.272	4	55	42.827	4	30	34.945	3	15	JAGER	1:52.164	1:52.164	3	+ 0.000
21	23	34.286	4	31	42.851	3	52	34.954	3	31	CIRO	1:52.215	1:52.311	3	+ 0.096
22	31	34.330	4	15	42.883	3	54	34.997	4	55	BALZAN	1:52.400	1:53.184	3	+ 0.784
23	27	34.343	4	27	42.939	4	31	35.034	3	33	LACKO	1:52.434	1:52.620	3	+ 0.186
24	55	34.381	4	52	43.042	3	14	35.059	3	14	KLENKE	1:52.866	1:52.866	3	+ 0.000
25	53	34.486	4	14	43.118	3	33	35.085	3	53	DE LORENZI	1:52.946	1:53.210	3	+ 0.264
26	15	34.578	3	33	43.194	3	55	35.192	3	52	LARINI	1:53.301	1:56.996	2	+ 3.695
27	54	34.675	3	53	43.560	4	5	35.207	3	54	VALLI	1:53.599	1:54.053	4	+ 0.454
28	14	34.689	3	54	43.927	3	4	36.033	3	27	DE MICHELI	1:55.147	1:55.147	4	+ 0.000
29	52	35.305	2	4	45.047	4	36	37.056	1	4	ZANARDI	1:55.352	1:58.189	3	+ 2.837
30	21	35.389	2	21	45.385	2	27	37.865	4	21	HUFF	1:58.946	2:02.158	2	+ 3.212
31	36	11:59.80	1	36	49.179	1	21	38.172	1	36	PLODERL	13:26.039	13:26.039	1	+ 0.000

'Perfect Lap' - 1:49.190



Circuit Length - 4.4110 kilometres
Circuit de Nevers
Magny-Cours

2005 FIA World Touring Car Championship

GRID - RACE 1

ROW
17
ROW
16
ROW
15
ROW
14
ROW
13
ROW
12
ROW
11
ROW
10
ROW
9
ROW
8
ROW
7
ROW
6
ROW
5
ROW
4
ROW
3
ROW
2
ROW
1

15 JAGER

14 KLENKE

54 VALLI

21 HUFF

30 D'ASTE

20 CORONEL

52 LARINI

51 TAVANO

55 BALZAN

23 MENU

26 COLCIAGO

6 GIOVANARDI

43 MULLER

10 TERTING

2 TARQUINI

7 FARFUS JR.

42 MULLER

53 DE LORENZI

36 PLODERL

37 DIEFENBACHER

27 DE MICHELI

31 CIRO

33 LACKO

32 HENNERICI

22 LARINI

28 ROSENBLAD

4 ZANARDI

19 MAKELA

3 THOMPSON


9 GENE

5 GARCIA

1 PRIAULX

8 RYDELL

POLE



Ballast Car1(+10kg) 3(+35) 5(+25) 43(+45)
Weather/Track: Sun/Dry

Magny-Cours
Circuit Length = 4.4110 km.
Start: 15:20 End: 15:50

Race Director:

Steward:

Timekeeper:

2005 FIA World Touring Car Championship

RACE CLASSIFICATION - RACE 1

POS	NO	CL	DRIVER	NAT	CAR	TIME	LAPS	GAP	KPH	BEST
1	42		Jorg MULLER	GER	BMW 320i	22:19.545	12		141.75	1:50.826
2	1		Andy PRIAULX	GBR	BMW 320i	22:22.427	12	2.882	141.44	1:51.051
3	8		Rickard RYDELL	SWE	SEAT Toledo Cupra	22:26.798	12	7.253	140.99	1:51.084
4	2		Gabriele TARQUINI	ITA	Alfa Romeo 156	22:27.879	12	8.334	140.87	1:50.961
5	5		Antonio GARCIA	ESP	BMW 320i	22:29.444	12	9.899	140.71	1:51.673
6	43		Dirk MULLER	GER	BMW 320i	22:32.457	12	12.912	140.40	1:51.484
7	9		Jordi GENE	ESP	SEAT Toledo Cupra	22:33.660	12	14.115	140.27	1:51.275
8	7		Augusto FARFUS JR.	BRA	Alfa Romeo 156	22:35.212	12	15.667	140.11	1:51.703
9	10		Peter TERTING	GER	SEAT Toledo Cupra	22:38.998	12	19.453	139.72	1:51.743
10	6		Fabrizio GIOVANARDI	ITA	Alfa Romeo 156	22:39.132	12	19.587	139.71	1:51.714
11	3		James THOMPSON	GBR	Alfa Romeo 156	22:43.536	12	23.991	139.26	1:51.992
12	26		Roberto COLCIAGO	ITA	Honda Accord Euro R	22:44.357	12	24.812	139.17	1:52.393
13	32	I	Marc HENNERICI	GER	BMW 320i	22:46.088	12	26.543	139.00	1:52.576
14	28	I	Carl ROSENBLAD	SWE	BMW 320i	22:47.605	12	28.060	138.84	1:52.481
15	4		Alessandro ZANARDI	ITA	BMW 320i	22:54.737	12	35.192	138.12	1:52.594
16	19	I	Valle MAKELA	FIN	Seat Toledo Cupra	22:55.300	12	35.755	138.06	1:52.644
17	22		Nicola LARINI	ITA	Chevrolet Lacetti	22:58.040	12	38.495	137.79	1:52.945
18	51	I	Salvatore TAVANO	ITA	Alfa Romeo 156	23:01.189	12	41.644	137.48	1:53.489
19	21		Robert HUFF	GBR	Chevrolet Lacetti	23:03.753	12	44.208	137.22	1:53.923
20	53	I	Gianluca DE LORENZI	ITA	BMW 320i	23:07.165	12	47.620	136.88	1:53.120
21	31	I	Giuseppe CIRO	ITA	BMW 320i	23:07.337	12	47.792	136.87	1:53.989
22	27	I	Adriano DE MICHELI	ITA	Honda Accord Euro R	23:08.172	12	48.627	136.78	1:54.382
23	20	I	Tom CORONEL	NED	Seat Toledo Cupra	23:12.246	12	52.701	136.38	1:53.986
24	15		Thomas JAGER	GER	Ford Focus	23:18.731	12	59.186	135.75	1:54.647
25	54	I	Stefano VALLI	RSM	BMW 320i	23:27.928	12	1:08.383	134.86	1:54.767

NOT CLASSIFIED

14			Thomas KLENKE	GER	Ford Focus	16:04.040	8	D.N.F.	131.08	1:54.837
55	I		Alessandro BALZAN	ITA	SEAT Toledo Cupra	7:46.739	4	D.N.F.	134.65	1:53.797
52	I		Andrea LARINI	ITA	Alfa Romeo 156	8:33.182	4	D.N.F.	122.46	1:56.019
36	I		Sascha PLODERL	AUT	Ford Focus ST170	22:59.937	3	N.C.F.	34.03	1:57.576
23			Alain MENU	SUI	Chevrolet Lacetti		0	D.N.F.	N/A	
33	I		Adam LACKO	CZE	BMW 320i		0	D.N.F.	N/A	
30	I		Stefano D'ASTE	ITA	BMW 320i		0	D.N.F.	N/A	

FASTEST LAP

42			Jorg MULLER		BMW 320i	1:50.826	3	143.28kph		89.03mph
28	I		Carl ROSENBLAD		BMW 320i	1:52.481	3	141.17kph		87.72mph

Ballast Car1(+10kg) 3(+35) 5(+25) 43(+45)
Weather/Track: Sun/Dry

Magny-Cours
Circuit Length = 4.4110 km.
Start: 15:09 End: 15:31

Race Director:	Steward:	Timekeeper:
----------------	----------	-------------

2005 FIA World Touring Car Championship

RACE 1 - LAP CHART

Lap 1			Lap 2			Lap 3			Lap 4			Lap 5		
No	Behind	Laptime	No	Behind	Laptime	No	Behind	Laptime	No	Behind	Laptime	No	Behind	Laptime
42		1:51.100	42		1:51.185	42		1:50.826	42		1:51.024	42		1:51.356
1	0.498	1:51.598	1	1.008	1:51.695	1	1.233	1:51.051	1	1.351	1:51.142	1	1.243	1:51.248
8	2.325	1:53.425	8	2.329	1:51.189	8	2.587	1:51.084	8	3.007	1:51.444	8	3.348	1:51.697
2	2.980	1:54.080	2	2.756	1:50.961	2	3.368	1:51.438	2	3.894	1:51.550	2	4.189	1:51.651
5	3.604	1:54.704	5	4.278	1:51.859	5	5.125	1:51.673	5	5.923	1:51.822	5	6.335	1:51.768
7	3.817	1:54.917	7	4.545	1:51.913	7	5.422	1:51.703	7	6.315	1:51.917	7	6.994	1:52.035
43	4.594	1:55.694	9	5.745	1:51.275	9	6.462	1:51.543	9	7.373	1:51.935	9	7.810	1:51.793
9	5.655	1:56.755	43	6.564	1:53.155	43	7.302	1:51.564	43	7.762	1:51.484	43	8.410	1:52.004
6	6.259	1:57.359	6	7.937	1:52.863	6	9.374	1:52.263	6	10.064	1:51.714	6	10.769	1:52.061
10	7.097	1:58.197	10	8.561	1:52.649	10	9.827	1:52.092	10	10.546	1:51.743	10	11.402	1:52.212
3	7.441	1:58.541	3	9.024	1:52.768	3	10.190	1:51.992	3	11.197	1:52.031	3	12.793	1:52.952
26	7.800	1:58.900	26	9.901	1:53.286	26	11.544	1:52.469	26	13.003	1:52.483	26	14.040	1:52.393
28	9.072	2:00.172	28	10.980	1:53.093	28	12.635	1:52.481	28	14.265	1:52.654	28	15.712	1:52.803
19	9.402	2:00.502	4	11.748	1:53.172	4	13.516	1:52.594	4	15.096	1:52.604	4	17.058	1:53.318
4	9.761	2:00.861	32	13.005	1:53.671	32	14.816	1:52.637	32	16.368	1:52.576	32	17.666	1:52.654
22	10.122	2:01.222	19	14.639	1:56.422	19	16.872	1:53.059	19	18.492	1:52.644	19	20.022	1:52.886
32	10.519	2:01.619	22	15.374	1:56.437	22	17.973	1:53.425	22	19.894	1:52.945	22	21.569	1:53.031
55	10.987	2:02.087	55	15.651	1:55.849	51	18.638	1:53.515	51	21.103	1:53.489	51	23.252	1:53.505
51	11.479	2:02.579	51	15.949	1:55.655	55	19.831	1:55.006	55	22.604	1:53.797	53	24.727	1:53.120
53	13.105	2:04.205	53	16.305	1:54.385	53	20.111	1:54.632	53	22.963	1:53.876	20	26.559	1:54.283
20	13.528	2:04.628	20	16.670	1:54.327	20	20.670	1:54.826	20	23.632	1:53.986	21	27.300	1:54.855
21	14.235	2:05.335	21	17.097	1:54.047	21	20.902	1:54.631	21	23.801	1:53.923	31	29.646	1:56.257
31	14.613	2:05.713	31	17.887	1:54.459	31	21.464	1:54.403	31	24.745	1:54.305	27	30.630	1:54.627
54	15.052	2:06.152	54	19.043	1:55.176	54	22.984	1:54.767	27	27.359	1:54.759	15	34.118	1:57.291
27	15.325	2:06.425	27	19.381	1:55.241	27	23.624	1:55.069	54	27.909	1:55.949	54	34.924	1:58.371
15	15.647	2:06.747	15	20.166	1:55.704	15	23.987	1:54.647	15	28.183	1:55.220	14	35.120	1:57.926
14	16.071	2:07.171	14	20.684	1:55.798	14	24.737	1:54.879	14	28.550	1:54.837			
52	24.342	2:15.442	52	30.124	1:56.967	52	35.317	1:56.019	52	1:09.047	2:24.754P			
36	29.088	2:20.188P												

Ballast Car1(+10kg) 3(+35) 5(+25) 43(+45)
Weather/Track: Sun/Dry

Magny-Cours
Circuit Length = 4.4110 km.
Start: 15:09 End: 15:31

2005 FIA World Touring Car Championship

RACE 1 - LAP CHART

(contd.)

Lap 6			Lap 7			Lap 8			Lap 9			Lap 10		
No	Behind	Laptime	No	Behind	Laptime	No	Behind	Laptime	No	Behind	Laptime	No	Behind	Laptime
42		1:52.244	42		1:52.289	42		1:52.189	42		1:51.955	42		1:52.112
1	1.963	1:52.964	1	1.693	1:52.019	1	2.117	1:52.613	1	2.233	1:52.071	1	1.923	1:51.802
8	3.282	1:52.178	8	3.506	1:52.513	8	4.330	1:53.013	8	4.667	1:52.292	8	4.805	1:52.250
2	4.645	1:52.700	2	4.605	1:52.249	2	5.016	1:52.600	2	5.515	1:52.454	2	5.880	1:52.477
5	6.912	1:52.821	5	7.176	1:52.553	5	7.930	1:52.943	5	8.178	1:52.203	5	8.273	1:52.207
7	7.344	1:52.594	9	9.161	1:53.234	9	9.457	1:52.485	43	10.345	1:52.418	43	10.977	1:52.744
9	8.216	1:52.650	43	9.576	1:52.633	43	9.882	1:52.495	9	11.077	1:53.575	9	11.508	1:52.543
43	9.232	1:53.066	7	10.005	1:54.950	7	10.907	1:53.091	7	11.825	1:52.873	7	12.791	1:53.078
6	10.738	1:52.213	6	11.522	1:53.073	6	12.560	1:53.227	6	13.787	1:53.182	6	14.686	1:53.011
10	12.662	1:53.504	10	12.676	1:52.303	10	13.353	1:52.866	10	14.253	1:52.855	10	15.208	1:53.067
3	15.154	1:54.605	3	16.323	1:53.458	3	17.634	1:53.500	3	18.821	1:53.142	3	19.868	1:53.159
26	15.760	1:53.964	26	17.038	1:53.567	26	18.628	1:53.779	26	19.995	1:53.322	26	21.128	1:53.245
28	17.238	1:53.770	28	18.737	1:53.788	28	20.114	1:53.566	28	21.808	1:53.649	28	23.072	1:53.376
32	19.114	1:53.692	32	20.547	1:53.722	32	21.626	1:53.268	32	22.385	1:52.714	32	23.591	1:53.318
4	20.358	1:55.544	4	22.055	1:53.986	4	24.195	1:54.329	4	26.163	1:53.923	4	28.261	1:54.210
19	21.770	1:53.992	19	23.402	1:53.921	19	25.367	1:54.154	19	27.400	1:53.988	19	29.187	1:53.899
22	24.979	1:55.654	22	27.017	1:54.327	22	29.023	1:54.195	22	30.925	1:53.857	22	33.138	1:54.325
51	27.381	1:56.373	51	29.399	1:54.307	51	31.133	1:53.923	51	33.372	1:54.194	51	35.556	1:54.296
53	28.138	1:55.655	53	30.247	1:54.398	53	32.529	1:54.471	53	35.585	1:55.011	21	38.582	1:54.405
21	29.925	1:54.869	21	31.790	1:54.154	21	34.129	1:54.528	21	36.289	1:54.115	53	39.698	1:56.225
20	30.382	1:56.067	20	33.863	1:55.770	31	37.593	1:55.635	31	40.361	1:54.723	31	42.599	1:54.350
31	32.421	1:55.019	31	34.147	1:54.015	27	37.899	1:54.730	27	40.716	1:54.772	27	42.986	1:54.382
27	32.997	1:54.611	27	35.358	1:54.650	20	38.859	1:57.185	20	41.825	1:54.921	20	44.741	1:55.028
15	38.345	1:56.471	15	42.328	1:56.272	15	45.933	1:55.794	15	48.989	1:55.011	15	52.340	1:55.463
54	39.428	1:56.748	14	44.453	1:57.087	54	48.815	1:55.973	54	53.218	1:56.358	54	57.685	1:56.579
14	39.655	1:56.779	54	45.031	1:57.892	14	1:11.827	2:19.563P						

Ballast Car1(+10kg) 3(+35) 5(+25) 43(+45)
Weather/Track: Sun/Dry

Magny-Cours
Circuit Length = 4.4110 km.
Start: 15:09 End: 15:31

2005 FIA World Touring Car Championship

RACE 1 - LAP CHART

(contd.)

Lap 11			Lap 12			Lap 13			Lap 14			Lap 15		
No	Behind	Laptime	No	Behind	Laptime	No	Behind	Laptime	No	Behind	Laptime	No	Behind	Laptime
42		1:51.576	42		1:51.689									
1	2.120	1:51.773	1	2.882	1:52.451									
8	5.815	1:52.586	8	7.253	1:53.127									
2	7.342	1:53.038	2	8.334	1:52.681									
5	9.083	1:52.386	5	9.899	1:52.505									
43	11.660	1:52.259	43	12.912	1:52.941									
9	12.890	1:52.958	9	14.115	1:52.914									
7	14.120	1:52.905	7	15.667	1:53.236									
6	15.880	1:52.770	10	19.453	1:54.710									
10	16.432	1:52.800	6	19.587	1:55.396									
3	21.348	1:53.056	3	23.991	1:54.332									
26	22.868	1:53.316	26	24.812	1:53.633									
32	25.099	1:53.084	32	26.543	1:53.133									
28	25.865	1:54.369	28	28.060	1:53.884									
4	30.945	1:54.260	4	35.192	1:55.936									
19	31.688	1:54.077	19	35.755	1:55.756									
36	9 LAPS	18:42.173	22	38.495	1:54.554									
22	35.630	1:54.068	36	9 LAPS	1:57.576									
51	38.675	1:54.695	51	41.644	1:54.658									
21	41.420	1:54.414	21	44.208	1:54.477									
53	43.302	1:55.180	53	47.620	1:56.007									
31	45.012	1:53.989	31	47.792	1:54.469									
27	45.812	1:54.402	27	48.627	1:54.504									
20	48.173	1:55.008	20	52.701	1:56.217									
15	55.874	1:55.110	15	59.186	1:55.001									
54	1:03.290	1:57.181	54	1:08.383	1:56.782									

Ballast Car1(+10kg) 3(+35) 5(+25) 43(+45)
Weather/Track: Sun/Dry

Magny-Cours
Circuit Length = 4.4110 km.
Start: 15:09 End: 15:31

2005 FIA World Touring Car Championship

RACE 1 - SECTOR ANALYSIS

1		Andy PRIAULX		GBR		BMW 320i			
1 -	34.895 210.9	<i>42.128</i> 176.7	<i>34.575</i>	1:51.598	7 -	34.027 210.1	43.197 177.0	34.795	1:52.019
2 -	<i>33.773</i> 212.1	42.812 176.7	35.110	1:51.695	8 -	34.175 210.9	43.626 177.0	34.812	1:52.613
3 -	33.937 210.9	42.431 176.7	34.683	1:51.051	9 -	34.112 211.3	43.189 177.0	34.770	1:52.071
4 -	34.037 210.5	42.361 177.0	34.744	1:51.142	10 -	34.045 210.1	42.957 176.7	34.800	1:51.802
5 -	34.052 211.3	42.556 <i>177.3</i>	34.640	1:51.248	11 -	34.047 210.5	42.812 176.7	34.914	1:51.773
6 -	34.053 211.7	44.118 177.0	34.793	1:52.964	12 -	34.236 210.5	43.215 176.4	35.000	1:52.451
2		Gabriele TARQUINI		ITA		Alfa Romeo 156			
1 -	36.190 211.7	43.183 176.4	<i>34.707</i>	1:54.080	7 -	34.330 209.7	42.858 177.6	35.061	1:52.249
2 -	<i>33.981</i> 211.7	<i>42.098</i> 176.4	34.882	1:50.961	8 -	34.278 210.9	43.118 177.9	35.204	1:52.600
3 -	34.045 212.1	42.366 177.6	35.027	1:51.438	9 -	34.374 <i>212.5</i>	43.025 <i>178.8</i>	35.055	1:52.454
4 -	34.083 211.3	42.555 177.6	34.912	1:51.550	10 -	34.246 211.3	42.958 178.2	35.273	1:52.477
5 -	34.130 211.3	42.569 177.9	34.952	1:51.651	11 -	34.512 209.7	43.111 177.6	35.415	1:53.038
6 -	34.292 210.9	43.154 177.0	35.254	1:52.700	12 -	34.447 210.1	42.951 177.9	35.283	1:52.681
3		James THOMPSON		GBR		Alfa Romeo 156			
1 -	37.351 209.3	44.664 176.7	36.526	1:58.541	7 -	34.559 207.6	43.608 176.1	35.291	1:53.458
2 -	34.827 210.9	42.706 <i>177.0</i>	35.235	1:52.768	8 -	34.622 207.2	43.611 175.6	35.267	1:53.500
3 -	<i>34.286</i> 211.3	<i>42.675</i> 176.7	35.031	1:51.992	9 -	34.672 207.6	43.338 176.7	35.132	1:53.142
4 -	34.296 <i>211.7</i>	42.849 176.4	<i>34.886</i>	1:52.031	10 -	34.670 206.8	43.148 175.6	35.341	1:53.159
5 -	34.652 208.8	43.139 176.1	35.161	1:52.952	11 -	34.636 206.5	43.156 176.1	35.264	1:53.056
6 -	34.412 208.8	45.075 175.3	35.118	1:54.605	12 -	34.858 207.2	43.621 <i>177.0</i>	35.853	1:54.332
4		Alessandro ZANARDI		ITA		BMW 320i			
1 -	37.882 213.8	46.949 175.6	36.030	2:00.861	7 -	34.669 207.6	43.437 175.6	35.880	1:53.986
2 -	34.560 <i>214.2</i>	43.203 176.1	35.409	1:53.172	8 -	35.039 206.8	43.498 175.6	35.792	1:54.329
3 -	34.564 209.3	<i>42.683</i> 176.7	35.347	1:52.594	9 -	34.952 208.4	43.260 175.3	35.711	1:53.923
4 -	<i>34.530</i> 210.1	42.739 175.8	35.335	1:52.604	10 -	35.224 206.5	43.082 175.0	35.904	1:54.210
5 -	34.679 208.0	43.084 175.8	35.555	1:53.318	11 -	35.064 206.8	43.335 174.7	35.861	1:54.260
6 -	35.396 210.5	44.823 175.0	<i>35.325</i>	1:55.544	12 -	35.038 206.5	44.040 172.2	36.858	1:55.936
5		Antonio GARCIA		ESP		BMW 320i			
1 -	35.857 207.2	43.625 170.8	35.222	1:54.704	7 -	34.202 208.4	43.221 175.6	35.130	1:52.553
2 -	34.123 <i>213.0</i>	42.601 <i>176.7</i>	35.135	1:51.859	8 -	34.185 209.7	43.572 175.3	35.186	1:52.943
3 -	<i>34.098</i> 210.9	<i>42.545</i> 176.4	35.030	1:51.673	9 -	34.212 210.1	42.994 <i>176.7</i>	34.997	1:52.203
4 -	34.148 210.9	42.786 176.1	<i>34.888</i>	1:51.822	10 -	34.212 210.1	42.950 175.8	35.045	1:52.207
5 -	34.146 210.9	42.709 176.1	34.913	1:51.768	11 -	34.267 208.8	43.004 175.8	35.115	1:52.386
6 -	34.114 210.5	43.698 175.6	35.009	1:52.821	12 -	34.162 210.9	43.018 176.1	35.325	1:52.505

Ballast Car1(+10kg) 3(+35) 5(+25) 43(+45)
Weather/Track: Sun/Dry

www.mstworld.com

Page 1 of 6

Magny-Cours
Circuit Length = 4.4110 km.
Start: 15:09 End: 15:31

Printed - 15:40 Sunday, 01 May 2005

2005 FIA World Touring Car Championship RACE 1 - SECTOR ANALYSIS

(contd.)

6	Fabrizio GIOVANARDI			ITA	Alfa Romeo 156				
1 -	37.473 <i>211.7</i>	44.001 173.3	35.885	1:57.359	7 -	34.504 208.0	43.061 177.3	35.508	1:53.073
2 -	34.352 210.9	43.521 <i>179.1</i>	34.990	1:52.863	8 -	34.314 210.9	43.561 177.3	35.352	1:53.227
3 -	34.442 209.7	42.754 177.3	35.067	1:52.263	9 -	34.860 210.9	43.092 176.7	35.230	1:53.182
4 -	34.206 210.5	42.470 177.0	35.038	1:51.714	10 -	34.443 211.3	42.963 177.9	35.605	1:53.011
5 -	34.215 210.5	42.633 178.2	35.213	1:52.061	11 -	34.540 210.9	43.007 <i>179.1</i>	35.223	1:52.770
6 -	34.354 209.3	42.648 178.5	35.211	1:52.213	12 -	34.623 208.4	43.261 177.6	37.512	1:55.396
7	Augusto FARFUS JR.			BRA	Alfa Romeo 156				
1 -	36.323 210.9	43.383 <i>179.7</i>	35.211	1:54.917	7 -	34.304 211.3	45.341 179.1	35.305	1:54.950
2 -	34.123 <i>215.5</i>	42.642 179.4	35.148	1:51.913	8 -	34.487 212.1	43.481 178.2	35.123	1:53.091
3 -	34.075 214.2	42.615 179.4	35.013	1:51.703	9 -	34.464 211.7	43.241 <i>179.7</i>	35.168	1:52.873
4 -	34.009 214.7	42.910 177.9	34.998	1:51.917	10 -	34.446 212.1	43.431 178.8	35.201	1:53.078
5 -	34.273 209.7	42.745 178.2	35.017	1:52.035	11 -	34.551 210.1	43.342 178.8	35.012	1:52.905
6 -	34.183 210.9	43.459 177.6	34.952	1:52.594	12 -	34.464 210.1	43.308 179.1	35.464	1:53.236
8	Rickard RYDELL			SWE	SEAT Toledo Cupra				
1 -	35.715 <i>208.0</i>	42.994 176.4	34.716	1:53.425	7 -	34.299 205.7	43.053 176.1	35.161	1:52.513
2 -	34.039 206.1	42.396 176.4	34.754	1:51.189	8 -	34.325 205.7	43.537 176.1	35.151	1:53.013
3 -	34.110 206.8	42.089 <i>177.3</i>	34.885	1:51.084	9 -	34.394 205.7	42.819 176.7	35.079	1:52.292
4 -	34.252 205.7	42.433 <i>177.3</i>	34.759	1:51.444	10 -	34.281 205.7	42.971 177.0	34.998	1:52.250
5 -	34.208 206.8	42.675 176.4	34.814	1:51.697	11 -	34.373 204.5	43.105 176.1	35.108	1:52.586
6 -	34.236 205.3	43.186 176.1	34.756	1:52.178	12 -	34.522 204.5	43.209 176.1	35.396	1:53.127
9	Jordi GENE			ESP	SEAT Toledo Cupra				
1 -	36.807 209.7	44.702 174.1	35.246	1:56.755	7 -	34.347 210.1	43.332 175.3	35.555	1:53.234
2 -	33.783 <i>210.9</i>	42.651 175.0	34.841	1:51.275	8 -	34.324 208.8	42.916 176.4	35.245	1:52.485
3 -	34.114 209.3	42.524 176.4	34.905	1:51.543	9 -	34.443 208.4	43.917 <i>177.0</i>	35.215	1:53.575
4 -	34.260 209.7	42.679 176.4	34.996	1:51.935	10 -	34.365 209.3	42.772 <i>177.0</i>	35.406	1:52.543
5 -	34.126 210.5	42.688 <i>177.0</i>	34.979	1:51.793	11 -	34.357 208.8	43.222 176.4	35.379	1:52.958
6 -	34.187 210.1	43.231 176.1	35.232	1:52.650	12 -	34.328 208.8	43.027 <i>177.0</i>	35.559	1:52.914
10	Peter TERTING			GER	SEAT Toledo Cupra				
1 -	37.378 205.7	44.313 178.8	36.506	1:58.197	7 -	34.465 209.3	42.920 177.6	34.918	1:52.303
2 -	34.259 210.9	42.939 176.7	35.451	1:52.649	8 -	34.194 211.3	43.367 178.5	35.305	1:52.866
3 -	34.056 212.1	42.798 <i>179.7</i>	35.238	1:52.092	9 -	34.297 212.1	43.303 <i>179.7</i>	35.255	1:52.855
4 -	34.147 212.5	42.599 178.5	34.997	1:51.743	10 -	34.236 213.4	43.680 177.6	35.151	1:53.067
5 -	34.103 <i>213.8</i>	42.755 178.5	35.354	1:52.212	11 -	34.399 212.1	43.156 178.5	35.245	1:52.800
6 -	34.152 213.0	44.200 177.0	35.152	1:53.504	12 -	34.471 210.9	43.152 178.8	37.087	1:54.710

Ballast Car1(+10kg) 3(+35) 5(+25) 43(+45)
Weather/Track: Sun/Dry

www.mstworld.com

Page 2 of 6

Magny-Cours
Circuit Length = 4.4110 km.
Start: 15:09 End: 15:31

Printed - 15:40 Sunday, 01 May 2005

2005 FIA World Touring Car Championship RACE 1 - SECTOR ANALYSIS

(contd.)

14	Thomas KLENKE			GER	Ford Focus				
1 -	42.949 <i>204.5</i>	47.944 167.9	36.278	2:07.171	5 -	35.052 203.3	46.939 171.1	35.935	1:57.926
2 -	35.101 203.7	44.541 <i>171.9</i>	36.156	1:55.798	6 -	35.129 199.2	45.851 <i>171.9</i>	35.799	1:56.779
3 -	35.105 199.6	<i>44.262</i> 170.0	<i>35.512</i>	1:54.879	7 -	35.671 199.6	45.129 168.7	36.287	1:57.087
4 -	<i>34.721</i> 203.0	44.276 170.8	35.840	1:54.837	8 -	35.597 197.8	54.752 118.0	49.214	2:19.563P
15	Thomas JAGER			GER	Ford Focus				
1 -	44.365 203.0	46.124 171.1	36.258	2:06.747	7 -	35.078 196.0	44.961 169.5	36.233	1:56.272
2 -	35.125 <i>204.9</i>	44.746 172.2	35.833	1:55.704	8 -	35.204 196.3	44.505 171.1	36.085	1:55.794
3 -	<i>34.603</i> 204.1	44.234 <i>172.8</i>	35.810	1:54.647	9 -	34.926 197.0	44.295 169.8	35.790	1:55.011
4 -	34.681 203.7	44.791 171.4	<i>35.748</i>	1:55.220	10 -	35.010 196.0	44.561 168.7	35.892	1:55.463
5 -	35.289 201.8	46.090 170.6	35.912	1:57.291	11 -	35.087 196.7	44.153 169.5	35.870	1:55.110
6 -	34.902 197.8	45.684 170.8	35.885	1:56.471	12 -	35.149 196.3	<i>44.027</i> 169.5	35.825	1:55.001
19	Valle MAKELA			FIN	Seat Toledo Cupra				I
1 -	38.875 <i>211.7</i>	45.374 177.0	36.253	2:00.502	7 -	34.530 208.4	43.846 176.1	35.545	1:53.921
2 -	34.770 211.3	45.197 175.6	36.455	1:56.422	8 -	34.606 209.7	43.847 176.1	35.701	1:54.154
3 -	34.476 208.4	42.996 175.8	35.587	1:53.059	9 -	34.498 210.1	43.785 <i>177.3</i>	35.705	1:53.988
4 -	<i>34.363</i> 208.8	<i>42.946</i> 176.1	35.335	1:52.644	10 -	34.732 210.1	43.262 176.7	35.905	1:53.899
5 -	34.576 208.4	43.155 176.4	<i>35.155</i>	1:52.886	11 -	34.755 210.9	43.563 176.4	35.759	1:54.077
6 -	34.544 208.4	44.076 175.0	35.372	1:53.992	12 -	34.844 208.8	44.335 175.0	36.577	1:55.756
20	Tom CORONEL			NED	Seat Toledo Cupra				I
1 -	41.765 209.3	46.760 172.5	36.103	2:04.628	7 -	34.925 205.3	44.350 173.6	36.495	1:55.770
2 -	<i>34.422</i> <i>210.5</i>	<i>43.720</i> 174.7	36.185	1:54.327	8 -	34.907 205.3	46.063 174.7	36.215	1:57.185
3 -	34.932 206.8	43.922 175.3	35.972	1:54.826	9 -	34.811 206.5	43.807 175.3	36.303	1:54.921
4 -	34.515 208.8	43.794 174.7	<i>35.677</i>	1:53.986	10 -	34.845 204.1	44.131 173.6	36.052	1:55.028
5 -	34.591 208.4	43.912 174.1	35.780	1:54.283	11 -	34.889 205.3	44.155 173.6	35.964	1:55.008
6 -	34.738 204.9	45.189 <i>175.8</i>	36.140	1:56.067	12 -	35.313 203.7	44.327 173.0	36.577	1:56.217
21	Robert HUFF			GBR	Chevrolet Lacetti				
1 -	42.040 205.3	46.610 171.7	36.685	2:05.335	7 -	34.852 203.0	43.993 172.2	35.309	1:54.154
2 -	34.652 204.5	43.613 172.8	35.782	1:54.047	8 -	34.887 204.1	<i>43.589</i> 173.3	36.052	1:54.528
3 -	34.760 201.4	43.921 173.6	35.950	1:54.631	9 -	35.085 204.1	43.695 173.6	35.335	1:54.115
4 -	34.793 <i>207.6</i>	43.625 173.6	35.505	1:53.923	10 -	34.630 207.2	44.556 173.0	<i>35.219</i>	1:54.405
5 -	34.774 <i>207.6</i>	44.371 172.5	35.710	1:54.855	11 -	34.892 202.6	44.054 <i>173.9</i>	35.468	1:54.414
6 -	<i>34.588</i> 204.9	44.359 172.5	35.922	1:54.869	12 -	34.878 202.6	44.209 171.9	35.390	1:54.477

Ballast Car1(+10kg) 3(+35) 5(+25) 43(+45)
Weather/Track: Sun/Dry

www.mstworld.com

Page 3 of 6

Magny-Cours
Circuit Length = 4.4110 km.
Start: 15:09 End: 15:31

Printed - 15:40 Sunday, 01 May 2005

2005 FIA World Touring Car Championship RACE 1 - SECTOR ANALYSIS

(contd.)

22	Nicola LARINI			ITA	Chevrolet Lacetti								
1 -	39.180	208.4	46.092	<i>175.6</i>	35.950	2:01.222	7 -	34.656	203.3	44.147	173.3	35.524	1:54.327
2 -	34.548	<i>209.3</i>	44.891	<i>175.6</i>	36.998	1:56.437	8 -	34.727	204.1	43.651	174.4	35.817	1:54.195
3 -	<i>34.307</i>	208.0	43.227	175.3	35.891	1:53.425	9 -	34.665	205.3	43.626	174.4	35.566	1:53.857
4 -	34.538	206.5	<i>43.074</i>	174.7	<i>35.333</i>	1:52.945	10 -	34.974	202.6	43.684	173.3	35.667	1:54.325
5 -	34.605	206.8	43.082	175.0	35.344	1:53.031	11 -	34.781	203.0	43.709	174.4	35.578	1:54.068
6 -	34.923	205.7	45.320	173.3	35.411	1:55.654	12 -	34.949	203.0	43.778	173.3	35.827	1:54.554
23	Alain MENU			SUI	Chevrolet Lacetti								
26	Roberto COLCIAGO			ITA	Honda Accord Euro R								
1 -	38.267	211.3	45.350	175.8	35.283	1:58.900	7 -	34.548	209.3	43.333	<i>178.2</i>	35.686	1:53.567
2 -	34.680	<i>213.0</i>	43.234	177.3	35.372	1:53.286	8 -	34.564	208.8	43.591	<i>178.2</i>	35.624	1:53.779
3 -	34.465	210.5	42.832	177.6	<i>35.172</i>	1:52.469	9 -	34.540	210.1	43.376	<i>178.2</i>	35.406	1:53.322
4 -	34.376	209.7	42.857	177.9	35.250	1:52.483	10 -	34.546	208.4	43.296	177.3	35.403	1:53.245
5 -	<i>34.447</i>	208.8	<i>42.751</i>	177.9	35.195	1:52.393	11 -	34.716	208.0	43.218	177.3	35.382	1:53.316
6 -	34.877	208.0	43.861	177.6	35.226	1:53.964	12 -	34.590	207.6	43.351	177.6	35.692	1:53.633
27	Adriano DE MICHELI			ITA	Honda Accord Euro R					I			
1 -	42.418	203.0	47.182	176.7	36.825	2:06.425	7 -	34.976	207.6	<i>43.676</i>	176.1	35.998	1:54.650
2 -	34.845	204.9	44.290	177.3	36.106	1:55.241	8 -	34.778	205.3	43.913	<i>177.9</i>	36.039	1:54.730
3 -	34.912	204.9	43.959	177.0	36.198	1:55.069	9 -	34.877	209.7	43.941	176.7	35.954	1:54.772
4 -	<i>34.544</i>	<i>210.5</i>	43.801	175.8	36.414	1:54.759	10 -	34.689	208.4	43.878	177.3	35.815	1:54.382
5 -	34.984	205.3	44.277	176.4	<i>35.366</i>	1:54.627	11 -	34.820	207.2	43.940	177.3	35.642	1:54.402
6 -	34.735	207.6	44.186	177.3	35.690	1:54.611	12 -	34.750	207.6	43.738	176.1	36.016	1:54.504
28	Carl ROSENBLAD			SWE	BMW 320i					I			
1 -	38.492	<i>215.5</i>	45.481	<i>178.2</i>	36.199	2:00.172	7 -	34.506	209.3	43.766	177.3	35.516	1:53.788
2 -	34.310	211.3	43.059	177.6	35.724	1:53.093	8 -	34.593	209.3	43.394	177.9	35.579	1:53.566
3 -	<i>34.195</i>	212.1	42.938	177.3	35.348	1:52.481	9 -	34.967	209.3	43.207	177.0	35.475	1:53.649
4 -	34.304	210.9	<i>42.912</i>	177.3	35.438	1:52.654	10 -	34.649	207.2	43.273	176.4	35.454	1:53.376
5 -	34.250	212.1	43.260	176.4	<i>35.293</i>	1:52.803	11 -	34.693	206.8	44.202	176.7	35.474	1:54.369
6 -	34.605	210.1	43.658	177.6	35.507	1:53.770	12 -	34.604	208.8	43.652	175.8	35.628	1:53.884
30	Stefano D'ASTE			ITA	BMW 320i					I			

Ballast Car1(+10kg) 3(+35) 5(+25) 43(+45)
Weather/Track: Sun/Dry

www.mstworld.com

Page 4 of 6

Magny-Cours
Circuit Length = 4.4110 km.
Start: 15:09 End: 15:31

Printed - 15:40 Sunday, 01 May 2005

2005 FIA World Touring Car Championship RACE 1 - SECTOR ANALYSIS

(contd.)

31	Giuseppe CIRO			ITA	BMW 320i			 	
1 -	41.094 209.3	47.924 172.2	36.695	2:05.713	7 -	34.681 206.5	43.562 174.1	35.772	1:54.015
2 -	34.678 211.3	43.653 174.1	36.128	1:54.459	8 -	34.957 207.6	44.756 174.4	35.922	1:55.635
3 -	34.782 206.8	43.570 173.9	36.051	1:54.403	9 -	34.921 205.7	43.966 173.3	35.836	1:54.723
4 -	34.630 210.9	43.787 174.4	35.888	1:54.305	10 -	34.651 205.7	43.945 173.3	35.754	1:54.350
5 -	34.635 209.7	45.648 173.3	35.974	1:56.257	11 -	34.576 206.1	43.906 173.6	35.507	1:53.989
6 -	34.741 206.5	44.475 173.9	35.803	1:55.019	12 -	34.652 207.2	43.357 175.8	36.460	1:54.469
32	Marc HENNERICI			GER	BMW 320i			 	
1 -	40.422 213.4	45.438 177.3	35.759	2:01.619	7 -	34.463 209.3	43.955 176.1	35.304	1:53.722
2 -	34.297 215.5	44.096 176.1	35.278	1:53.671	8 -	34.409 211.3	43.396 177.9	35.463	1:53.268
3 -	34.144 212.5	42.949 178.2	35.544	1:52.637	9 -	34.194 213.0	43.064 177.3	35.456	1:52.714
4 -	34.227 211.7	42.924 178.5	35.425	1:52.576	10 -	34.098 213.4	43.810 176.1	35.410	1:53.318
5 -	34.339 213.0	43.229 178.2	35.086	1:52.654	11 -	34.330 212.1	43.587 177.3	35.167	1:53.084
6 -	34.432 210.5	44.107 177.9	35.153	1:53.692	12 -	34.328 210.1	43.357 177.9	35.448	1:53.133
33	Adam LACKO			CZE	BMW 320i			 	
36	Sascha PLODERL			AUT	Ford Focus ST170			 	
1 -	44.029 201.8	48.384 149.7	47.775	2:20.188P	3 -	36.275 196.3	44.903 169.5	36.398	1:57.576
2 -	X:00.000 190.8	47.681 169.2	36.442	X:00.000					
42	Jorg MULLER			GER	BMW 320i			 	
1 -	34.374 208.0	42.071 176.4	34.655	1:51.100	7 -	33.945 209.3	43.384 177.3	34.960	1:52.289
2 -	33.904 208.8	42.387 177.0	34.894	1:51.185	8 -	34.014 209.3	43.004 176.7	35.171	1:52.189
3 -	33.904 209.3	42.166 177.3	34.756	1:50.826	9 -	34.091 209.3	42.750 177.6	35.114	1:51.955
4 -	33.890 208.8	42.329 177.0	34.805	1:51.024	10 -	34.319 208.8	42.840 177.0	34.953	1:52.112
5 -	34.122 209.7	42.381 177.0	34.853	1:51.356	11 -	34.073 208.8	42.664 177.6	34.839	1:51.576
6 -	34.235 209.3	43.123 177.3	34.886	1:52.244	12 -	34.221 209.3	42.580 177.3	34.888	1:51.689
43	Dirk MULLER			GER	BMW 320i			 	
1 -	36.442 211.3	44.105 176.1	35.147	1:55.694	7 -	34.259 210.5	42.873 177.3	35.501	1:52.633
2 -	33.909 212.5	43.875 173.0	35.371	1:53.155	8 -	34.302 210.9	42.927 177.9	35.266	1:52.495
3 -	34.084 212.1	42.637 177.0	34.843	1:51.564	9 -	34.219 213.8	43.151 177.3	35.048	1:52.418
4 -	33.871 213.8	42.774 177.6	34.839	1:51.484	10 -	34.223 210.1	43.115 175.6	35.406	1:52.744
5 -	33.997 213.4	42.886 177.6	35.121	1:52.004	11 -	34.225 210.1	42.762 176.4	35.272	1:52.259
6 -	34.118 212.5	43.371 177.3	35.577	1:53.066	12 -	34.517 210.1	42.900 176.4	35.524	1:52.941

Ballast Car1(+10kg) 3(+35) 5(+25) 43(+45)
Weather/Track: Sun/Dry

www.mstworld.com

Page 5 of 6

Magny-Cours
Circuit Length = 4.4110 km.
Start: 15:09 End: 15:31

Printed - 15:40 Sunday, 01 May 2005

2005 FIA World Touring Car Championship RACE 1 - SECTOR ANALYSIS

(contd.)

51	Salvatore TAVANO			ITA	Alfa Romeo 156			 	
1 -	39.664 210.9	46.970 <i>175.3</i>	35.945	2:02.579	7 -	<i>34.676</i> 205.3	44.042 173.9	35.589	1:54.307
2 -	34.739 209.3	44.029 174.4	36.887	1:55.655	8 -	34.780 206.5	43.490 174.7	35.653	1:53.923
3 -	34.686 <i>212.5</i>	43.344 <i>175.3</i>	<i>35.485</i>	1:53.515	9 -	34.730 207.2	43.508 <i>175.3</i>	35.956	1:54.194
4 -	34.732 207.6	43.198 174.4	35.559	1:53.489	10 -	34.957 205.3	43.601 174.7	35.738	1:54.296
5 -	34.848 206.8	<i>43.112</i> 175.0	35.545	1:53.505	11 -	35.111 204.9	43.718 174.7	35.866	1:54.695
6 -	34.807 209.3	45.434 173.6	36.132	1:56.373	12 -	35.061 204.9	43.613 174.4	35.984	1:54.658
52	Andrea LARINI			ITA	Alfa Romeo 156			 	
1 -	41.489 <i>205.3</i>	56.642 157.6	37.311	2:15.442	3 -	<i>35.472</i> 197.0	44.304 <i>170.0</i>	<i>36.243</i>	1:56.019
2 -	35.871 195.2	<i>44.215</i> 169.8	36.881	1:56.967	4 -	35.940 194.9	55.029 118.5	53.785	2:24.754P
53	Gianluca DE LORENZI			ITA	BMW 320i			 	
1 -	42.220 211.3	46.111 174.7	35.874	2:04.205	7 -	34.769 207.2	43.995 174.4	35.634	1:54.398
2 -	<i>34.550</i> 208.0	43.166 176.1	36.669	1:54.385	8 -	34.920 207.2	43.747 174.7	35.804	1:54.471
3 -	34.605 <i>211.7</i>	43.952 176.4	36.075	1:54.632	9 -	34.804 206.5	44.111 175.6	36.096	1:55.011
4 -	34.607 209.3	43.669 176.4	35.600	1:53.876	10 -	35.034 205.3	45.144 <i>177.0</i>	36.047	1:56.225
5 -	34.754 210.5	<i>42.936</i> 175.6	<i>35.430</i>	1:53.120	11 -	35.016 206.5	44.212 173.9	35.952	1:55.180
6 -	34.652 207.6	45.274 174.4	35.729	1:55.655	12 -	35.426 204.9	44.040 173.6	36.541	1:56.007
54	Stefano VALLI			RSM	BMW 320i			 	
1 -	42.656 <i>211.3</i>	46.670 <i>174.7</i>	36.826	2:06.152	7 -	35.395 204.9	45.866 171.4	36.631	1:57.892
2 -	35.037 208.8	44.103 173.9	36.036	1:55.176	8 -	35.167 208.8	44.324 173.9	36.482	1:55.973
3 -	35.141 208.4	<i>43.738</i> 174.4	<i>35.888</i>	1:54.767	9 -	35.478 204.5	44.421 174.4	36.459	1:56.358
4 -	35.019 207.6	43.904 174.4	37.026	1:55.949	10 -	35.672 204.1	44.452 173.3	36.455	1:56.579
5 -	35.488 206.1	46.487 173.0	36.396	1:58.371	11 -	35.426 203.7	45.261 171.9	36.494	1:57.181
6 -	<i>34.985</i> 208.4	45.709 174.4	36.054	1:56.748	12 -	35.431 203.7	44.883 172.5	36.468	1:56.782
55	Alessandro BALZAN			ITA	SEAT Toledo Cupra			 	
1 -	39.950 <i>208.4</i>	45.499 172.5	36.638	2:02.087	3 -	34.902 203.0	43.991 <i>173.0</i>	36.113	1:55.006
2 -	<i>34.707</i> 208.0	43.635 172.8	37.507	1:55.849	4 -	34.753 201.8	<i>43.528</i> 172.5	<i>35.516</i>	1:53.797

Ballast Car1(+10kg) 3(+35) 5(+25) 43(+45)
Weather/Track: Sun/Dry

www.mstworld.com

Page 6 of 6

Magny-Cours
Circuit Length = 4.4110 km.
Start: 15:09 End: 15:31

Printed - 15:40 Sunday, 01 May 2005

2005 FIA World Touring Car Championship

RACE 1 - SPEED TRAP - SECTOR 1

POS	NO	CL	DRIVER	NAT	CAR	KPH
1	32	I	Marc HENNERICI	GER	BMW 320i	215.5
2	7		Augusto FARFUS JR.	BRA	Alfa Romeo 156	215.5
3	28	I	Carl ROSENBLAD	SWE	BMW 320i	215.5
4	4		Alessandro ZANARDI	ITA	BMW 320i	214.2
5	10		Peter TERTING	GER	SEAT Toledo Cupra	213.8
6	43		Dirk MULLER	GER	BMW 320i	213.8
7	26		Roberto COLCIAGO	ITA	Honda Accord Euro R	213.0
8	5		Antonio GARCIA	ESP	BMW 320i	213.0
9	2		Gabriele TARQUINI	ITA	Alfa Romeo 156	212.5
10	51	I	Salvatore TAVANO	ITA	Alfa Romeo 156	212.5
11	1		Andy PRIAULX	GBR	BMW 320i	212.1
12	3		James THOMPSON	GBR	Alfa Romeo 156	211.7
13	53	I	Gianluca DE LORENZI	ITA	BMW 320i	211.7
14	19	I	Valle MAKELA	FIN	Seat Toledo Cupra	211.7
15	6		Fabrizio GIOVANARDI	ITA	Alfa Romeo 156	211.7
16	31	I	Giuseppe CIRO	ITA	BMW 320i	211.3
17	54	I	Stefano VALLI	RSM	BMW 320i	211.3
18	9		Jordi GENE	ESP	SEAT Toledo Cupra	210.9
19	27	I	Adriano DE MICHELI	ITA	Honda Accord Euro R	210.5
20	20	I	Tom CORONEL	NED	Seat Toledo Cupra	210.5
21	33	I	Adam LACKO	CZE	BMW 320i	210.5
22	42		Jorg MULLER	GER	BMW 320i	209.7
23	22		Nicola LARINI	ITA	Chevrolet Lacetti	209.3
24	55	I	Alessandro BALZAN	ITA	SEAT Toledo Cupra	208.4
25	23		Alain MENU	SUI	Chevrolet Lacetti	208.4
26	30	I	Stefano D'ASTE	ITA	BMW 320i	208.0
27	8		Rickard RYDELL	SWE	SEAT Toledo Cupra	208.0
28	21		Robert HUFF	GBR	Chevrolet Lacetti	207.6
29	52	I	Andrea LARINI	ITA	Alfa Romeo 156	205.3
30	15		Thomas JAGER	GER	Ford Focus	204.9
31	14		Thomas KLENKE	GER	Ford Focus	204.5
32	36	I	Sascha PLODERL	AUT	Ford Focus ST170	201.8

Ballast Car1(+10kg) 3(+35) 5(+25) 43(+45)
Weather/Track: Sun/Dry

www.mstworld.com

Magny-Cours
Circuit Length = 4.4110 km.
Start: 15:09 End: 15:31

Printed - 15:41 Sunday, 01 May 2005

2005 FIA World Touring Car Championship

RACE 1 - SPEED TRAP - SECTOR 2

(contd.)

POS	NO	CL	DRIVER	NAT	CAR	KPH
1	10		Peter TERTING	GER	SEAT Toledo Cupra	179.7
2	7		Augusto FARFUS JR.	BRA	Alfa Romeo 156	179.7
3	6		Fabrizio GIOVANARDI	ITA	Alfa Romeo 156	179.1
4	2		Gabriele TARQUINI	ITA	Alfa Romeo 156	178.8
5	32	I	Marc HENNERICI	GER	BMW 320i	178.5
6	26		Roberto COLCIAGO	ITA	Honda Accord Euro R	178.2
7	28	I	Carl ROSENBLAD	SWE	BMW 320i	178.2
8	27	I	Adriano DE MICHELI	ITA	Honda Accord Euro R	177.9
9	43		Dirk MULLER	GER	BMW 320i	177.9
10	42		Jorg MULLER	GER	BMW 320i	177.6
11	19	I	Valle MAKELA	FIN	Seat Toledo Cupra	177.3
12	1		Andy PRIAULX	GBR	BMW 320i	177.3
13	8		Rickard RYDELL	SWE	SEAT Toledo Cupra	177.3
14	53	I	Gianluca DE LORENZI	ITA	BMW 320i	177.0
15	9		Jordi GENE	ESP	SEAT Toledo Cupra	177.0
16	3		James THOMPSON	GBR	Alfa Romeo 156	177.0
17	4		Alessandro ZANARDI	ITA	BMW 320i	176.7
18	5		Antonio GARCIA	ESP	BMW 320i	176.7
19	31	I	Giuseppe CIRO	ITA	BMW 320i	175.8
20	20	I	Tom CORONEL	NED	Seat Toledo Cupra	175.8
21	22		Nicola LARINI	ITA	Chevrolet Lacetti	175.6
22	51	I	Salvatore TAVANO	ITA	Alfa Romeo 156	175.3
23	54	I	Stefano VALLI	RSM	BMW 320i	174.7
24	21		Robert HUFF	GBR	Chevrolet Lacetti	173.9
25	55	I	Alessandro BALZAN	ITA	SEAT Toledo Cupra	173.0
26	15		Thomas JAGER	GER	Ford Focus	172.8
27	14		Thomas KLENKE	GER	Ford Focus	171.9
28	52	I	Andrea LARINI	ITA	Alfa Romeo 156	170.0
29	36	I	Sascha PLODERL	AUT	Ford Focus ST170	169.5
30	33	I	Adam LACKO	CZE	BMW 320i	125.4

Ballast Car1(+10kg) 3(+35) 5(+25) 43(+45)
Weather/Track: Sun/Dry

www.mstworld.com

Magny-Cours
Circuit Length = 4.4110 km.
Start: 15:09 End: 15:31

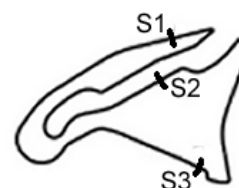
Printed - 15:41 Sunday, 01 May 2005

2005 FIA World Touring Car Championship

Race 1 - Best Sector Times Report

POS	SECTOR 1			SECTOR 2			SECTOR 3			IDEAL/BEST LAP COMPARISON					
	NO	TIME	LAP	NO	TIME	LAP	NO	TIME	LAP	NO	NAME	IDEAL	BEST	LAP	DIFF
1	1	33.773	2	42	42.071	1	1	34.575	1	1	PRIAULX	1:50.476	1:51.051	3	+ 0.575
2	9	33.783	2	8	42.089	3	42	34.655	1	42	MULLER	1:50.616	1:50.826	3	+ 0.210
3	43	33.871	4	2	42.098	2	2	34.707	1	2	TARQUINI	1:50.786	1:50.961	2	+ 0.175
4	42	33.890	4	1	42.128	1	8	34.716	1	8	RYDELL	1:50.844	1:51.084	3	+ 0.240
5	2	33.981	2	6	42.470	4	43	34.839	4	9	GENE	1:51.148	1:51.275	2	+ 0.127
6	7	34.009	4	9	42.524	3	9	34.841	2	43	MULLER	1:51.347	1:51.484	4	+ 0.137
7	8	34.039	2	5	42.545	3	3	34.886	4	5	GARCIA	1:51.531	1:51.673	3	+ 0.142
8	10	34.056	3	10	42.599	4	5	34.888	4	10	TERTING	1:51.573	1:51.743	4	+ 0.170
9	5	34.098	3	7	42.615	3	10	34.918	7	7	FARFUS JR.	1:51.576	1:51.703	3	+ 0.127
10	32	34.098	10	43	42.637	3	7	34.952	6	6	GIOVANARD	1:51.666	1:51.714	4	+ 0.048
11	28	34.195	3	3	42.675	3	6	34.990	2	3	THOMPSON	1:51.847	1:51.992	3	+ 0.145
12	6	34.206	4	4	42.683	3	32	35.086	5	32	HENNERICI	1:52.108	1:52.576	4	+ 0.468
13	3	34.286	3	26	42.751	5	19	35.155	5	26	COLCIAGO	1:52.299	1:52.393	5	+ 0.094
14	22	34.307	3	28	42.912	4	26	35.172	3	28	ROSENBLAD	1:52.400	1:52.481	3	+ 0.081
15	19	34.363	4	32	42.924	4	21	35.219	10	19	MAKELA	1:52.464	1:52.644	4	+ 0.180
16	26	34.376	4	53	42.936	5	28	35.293	5	4	ZANARDI	1:52.538	1:52.594	3	+ 0.056
17	20	34.422	2	19	42.946	4	4	35.325	6	22	LARINI	1:52.714	1:52.945	4	+ 0.231
18	4	34.530	4	22	43.074	4	22	35.333	4	53	DE LORENZI	1:52.916	1:53.120	5	+ 0.204
19	27	34.544	4	51	43.112	5	27	35.366	5	51	TAVANO	1:53.273	1:53.489	4	+ 0.216
20	53	34.550	2	31	43.357	12	53	35.430	5	21	HUFF	1:53.396	1:53.923	4	+ 0.527
21	31	34.576	11	55	43.528	4	51	35.485	3	31	CIRO	1:53.440	1:53.989	11	+ 0.549
22	21	34.588	6	21	43.589	8	31	35.507	11	27	DE MICHELI	1:53.586	1:54.382	10	+ 0.796
23	15	34.603	3	27	43.676	7	14	35.512	3	55	BALZAN	1:53.751	1:53.797	4	+ 0.046
24	51	34.676	7	20	43.720	2	55	35.516	4	20	CORONEL	1:53.819	1:53.986	4	+ 0.167
25	55	34.707	2	54	43.738	3	20	35.677	4	15	JAGER	1:54.378	1:54.647	3	+ 0.269
26	14	34.721	4	15	44.027	12	15	35.748	4	14	KLENKE	1:54.495	1:54.837	4	+ 0.342
27	54	34.985	6	52	44.215	2	54	35.888	3	54	VALLI	1:54.611	1:54.767	3	+ 0.156
28	52	35.472	3	14	44.262	3	52	36.243	3	52	LARINI	1:55.930	1:56.019	3	+ 0.089
29	36	36.275	3	36	44.903	3	36	36.398	3	36	PLODERL	1:57.576	1:57.576	3	+ 0.000

'Perfect Lap' - 1:50.419



Circuit Length - 4.4110 kilometres
Circuit de Nevers
Magny-Cours

2005 FIA World Touring Car Championship

GRID - RACE 2

ROW 16	33	LACKO	14	KLENKE
ROW 15	30	D'ASTE	23	MENU
ROW 14	36	PLODERL	55	BALZAN
ROW 13	54	VALLI	15	JAGER
ROW 12	20	CORONEL	27	DE MICHELI
ROW 11	31	CIRO	53	DE LORENZI
ROW 10	21	HUFF	51	TAVANO
ROW 9	22	LARINI	19	MAKELA
ROW 8	4	ZANARDI	28	ROSENBLAD
ROW 7	32	HENNERICI	26	COLCIAGO
ROW 6	3	THOMPSON	6	GIOVANARDI
ROW 5	10	TERTING	42	MULLER
ROW 4	1	PRIAULX	8	RYDELL
ROW 3	2	TARQUINI	5	GARCIA
ROW 2	43	MULLER	9	GENE
ROW 1	7	FARFUS JR.		

POLE

Ballast Car1(+10kg) 3(+35) 5(+25) 43(+45)
Weather/Track: Sun/Dry

Magny-Cours
Circuit Length = 4.4110 km.
Start: 15:09 End: 15:31

Race Director:	Steward:	Timekeeper:
----------------	----------	-------------

2005 FIA World Touring Car Championship

RACE CLASSIFICATION - RACE 2

POS	NO	CL	DRIVER	NAT	CAR	TIME	LAPS	GAP	KPH	BEST
1	42		Jorg MULLER	GER	BMW 320i	22:23.707	12		141.31	1:50.447
2	43		Dirk MULLER	GER	BMW 320i	22:28.710	12	5.003	140.79	1:51.563
3	1		Andy PRIAULX	GBR	BMW 320i	22:28.878	12	5.171	140.77	1:51.138
4	5		Antonio GARCIA	ESP	BMW 320i	22:29.187	12	5.480	140.74	1:51.479
5	7		Augusto FARFUS JR.	BRA	Alfa Romeo 156	22:29.741	12	6.034	140.68	1:51.525
6	9		Jordi GENE	ESP	SEAT Toledo Cupra	22:32.586	12	8.879	140.38	1:51.903
7	6		Fabrizio GIOVANARDI	ITA	Alfa Romeo 156	22:34.245	12	10.538	140.21	1:51.946
8	2		Gabriele TARQUINI	ITA	Alfa Romeo 156	22:34.535	12	10.828	140.18	1:52.201
9	3		James THOMPSON	GBR	Alfa Romeo 156	22:40.842	12	17.135	139.53	1:51.596
10	10		Peter TERTING	GER	SEAT Toledo Cupra	22:42.764	12	19.057	139.33	1:52.133
11	8		Rickard RYDELL	SWE	SEAT Toledo Cupra	22:44.963	12	21.256	139.11	1:52.326
12	26		Roberto COLCIAGO	ITA	Honda Accord Euro R	22:46.234	12	22.527	138.98	1:52.538
13	22		Nicola LARINI	ITA	Chevrolet Lacetti	22:47.501	12	23.794	138.85	1:52.641
14	20	I	Tom CORONEL	NED	Seat Toledo Cupra	22:48.834	12	25.127	138.72	1:52.757
15	28	I	Carl ROSENBLAD	SWE	BMW 320i	22:50.559	12	26.852	138.54	1:52.487
16	21		Robert HUFF	GBR	Chevrolet Lacetti	22:51.099	12	27.392	138.49	1:52.998
17	32	I	Marc HENNERICI	GER	BMW 320i	22:52.550	12	28.843	138.34	1:52.409
18	31	I	Giuseppe CIRO	ITA	BMW 320i	22:52.869	12	29.162	138.31	1:52.947
19	51	I	Salvatore TAVANO	ITA	Alfa Romeo 156	22:55.425	12	31.718	138.05	1:52.975
20	53	I	Gianluca DE LORENZI	ITA	BMW 320i	22:56.021	12	32.314	137.99	1:52.951
21	27	I	Adriano DE MICHELI	ITA	Honda Accord Euro R	22:56.609	12	32.902	137.93	1:53.276
22	15		Thomas JAGER	GER	Ford Focus	23:02.088	12	38.381	137.39	1:53.532
23	14		Thomas KLENKE	GER	Ford Focus	23:02.934	12	39.227	137.30	1:53.442
24	54	I	Stefano VALLI	RSM	BMW 320i	23:15.966	12	52.259	136.02	1:54.805
25	4		Alessandro ZANARDI	ITA	BMW 320i	23:17.569	12	53.862	135.86	1:53.102
26	36	I	Sascha PLODERL	AUT	Ford Focus ST170	20:40.628	10	2 LAPS	127.45	1:56.091
NOT CLASSIFIED										
19	I		Valle MAKELA	FIN	Seat Toledo Cupra	7:38.928	4	D.N.F.	136.94	1:52.885
FASTEST LAP										
42			Jorg MULLER		BMW 320i	1:50.447	7	143.77kph		89.33mph
32	I		Marc HENNERICI		BMW 320i	1:52.409	3	141.26kph		87.77mph

Ballast Car1(+10kg) 3(+35) 5(+25) 43(+45)
Weather/Track: Sun/Dry

Magny-Cours
Circuit Length = 4.4110 km.
Start: 16:14 End: 16:37

Race Director:	Steward:	Timekeeper:
----------------	----------	-------------

2005 FIA World Touring Car Championship

RACE 2 - LAP CHART

Lap 1			Lap 2			Lap 3			Lap 4			Lap 5		
No	Behind	Laptime	No	Behind	Laptime	No	Behind	Laptime	No	Behind	Laptime	No	Behind	Laptime
7		1:52.145	7		1:52.916	7		1:53.370	43		1:51.952	42		1:51.097
43	0.718	1:52.863	43	0.350	1:52.548	43	0.453	1:53.473	42	0.225	1:51.857	43	0.754	1:52.076
5	1.152	1:53.297	5	0.721	1:52.485	42	0.773	1:53.111	5	0.673	1:52.039	5	1.074	1:51.723
2	1.480	1:53.625	42	1.032	1:52.118	5	1.039	1:53.688	2	1.074	1:52.201	2	2.087	1:52.335
42	1.830	1:53.975	2	1.317	1:52.753	2	1.278	1:53.331	7	1.343	1:53.748	7	2.358	1:52.337
9	2.347	1:54.492	9	1.622	1:52.191	1	1.565	1:53.125	1	1.723	1:52.563	1	2.651	1:52.250
1	2.914	1:55.059	1	1.810	1:51.812	3	1.855	1:52.977	9	2.698	1:52.922	9	3.279	1:51.903
3	3.568	1:55.713	3	2.248	1:51.596	9	2.181	1:53.929	26	3.826	1:52.828	6	5.594	1:52.512
26	4.471	1:56.616	26	4.235	1:52.680	26	3.403	1:52.538	3	4.089	1:54.639	26	6.615	1:54.111
8	4.894	1:57.039	6	4.595	1:52.359	8	3.880	1:52.326	6	4.404	1:52.280	8	6.917	1:53.541
6	5.152	1:57.297	8	4.924	1:52.946	6	4.529	1:53.304	8	4.698	1:53.223	10	7.644	1:53.927
28	5.695	1:57.840	28	5.731	1:52.952	10	5.030	1:52.323	10	5.039	1:52.414	3	7.821	1:55.054
4	6.572	1:58.717	10	6.077	1:52.133	28	5.779	1:53.418	28	5.861	1:52.487	28	8.243	1:53.704
10	6.860	1:59.005	4	7.082	1:53.426	4	6.814	1:53.102	4	7.721	1:53.312	22	10.656	1:53.556
19	7.355	1:59.500	19	7.749	1:53.310	19	7.612	1:53.233	19	8.092	1:52.885	21	12.101	1:53.464
22	7.686	1:59.831	22	8.896	1:54.126	22	8.167	1:52.641	22	8.422	1:52.660	20	13.390	1:54.144
53	8.046	2:00.191	53	9.214	1:54.084	53	8.795	1:52.951	53	9.483	1:53.093	51	13.749	1:54.189
51	8.106	2:00.251	21	9.426	1:53.604	21	9.366	1:53.310	21	9.959	1:52.998	31	14.459	1:54.156
21	8.738	2:00.883	20	10.145	1:53.764	20	9.895	1:53.120	20	10.568	1:53.078	53	14.828	1:56.667
20	9.297	2:01.442	51	10.475	1:55.285	51	10.259	1:53.154	51	10.882	1:53.028	4	15.095	1:58.696
31	9.755	2:01.900	31	10.862	1:54.023	31	11.017	1:53.525	31	11.625	1:53.013	32	15.375	1:53.103
27	10.070	2:02.215	27	11.627	1:54.473	27	11.697	1:53.440	32	13.594	1:53.876	27	16.221	1:53.479
15	11.431	2:03.576	32	13.084	1:53.623	32	12.123	1:52.409	27	14.064	1:54.772	15	17.803	1:53.724
32	12.377	2:04.522	15	13.370	1:54.855	15	13.874	1:53.874	15	15.401	1:53.932	14	21.498	1:53.907
54	13.335	2:05.480	54	15.924	1:55.505	54	17.359	1:54.805	14	18.913	1:53.680	54	25.273	1:55.450
36	14.840	2:06.985	14	17.566	1:54.939	14	17.638	1:53.442	54	21.145	1:56.191	36	34.438	1:58.177
14	15.543	2:07.688	36	18.015	1:56.091	36	21.994	1:57.349	36	27.583	1:57.994			

Ballast Car1(+10kg) 3(+35) 5(+25) 43(+45)
Weather/Track: Sun/Dry

Magny-Cours
Circuit Length = 4.4110 km.
Start: 16:14 End: 16:37

2005 FIA World Touring Car Championship RACE 2 - LAP CHART

(contd.)

Lap 6			Lap 7			Lap 8			Lap 9			Lap 10		
No	Behind	Laptime	No	Behind	Laptime	No	Behind	Laptime	No	Behind	Laptime	No	Behind	Laptime
42		1:50.590	42		1:50.447	42		1:50.638	42		1:51.398	42		1:51.666
43	1.727	1:51.563	43	3.208	1:51.928	43	4.393	1:51.823	43	4.955	1:51.960	43	5.411	1:52.122
5	1.963	1:51.479	5	3.481	1:51.965	5	4.929	1:52.086	1	5.375	1:51.232	1	5.590	1:51.881
7	3.293	1:51.525	7	4.655	1:51.809	1	5.541	1:51.138	5	6.122	1:52.591	5	6.521	1:52.065
1	4.129	1:52.068	1	5.041	1:51.359	7	6.335	1:52.318	7	7.233	1:52.296	7	7.654	1:52.087
2	4.409	1:52.912	9	7.201	1:52.892	9	8.568	1:52.005	9	9.281	1:52.111	9	9.759	1:52.144
9	4.756	1:52.067	2	7.651	1:53.689	2	9.315	1:52.302	6	11.305	1:52.414	6	12.181	1:52.542
6	7.166	1:52.162	6	8.981	1:52.262	6	10.289	1:51.946	2	11.686	1:53.769	2	12.778	1:52.758
26	11.202	1:55.177	26	14.060	1:53.305	3	17.016	1:53.038	3	17.946	1:52.328	3	18.607	1:52.327
3	11.439	1:54.208	8	14.348	1:52.597	10	18.993	1:53.945	10	20.251	1:52.656	10	20.768	1:52.183
10	11.874	1:54.820	3	14.616	1:53.624	26	19.236	1:55.814	26	20.825	1:52.987	26	21.749	1:52.590
8	12.198	1:55.871	10	15.686	1:54.259	8	19.612	1:55.902	8	21.136	1:52.922	8	22.331	1:52.861
28	12.715	1:55.062	28	16.307	1:54.039	28	20.229	1:54.560	22	22.762	1:53.760	22	24.113	1:53.017
22	13.161	1:53.095	22	16.520	1:53.806	22	20.400	1:54.518	20	23.587	1:53.826	20	24.778	1:52.857
21	14.805	1:53.294	21	18.073	1:53.715	20	21.159	1:53.477	28	23.953	1:55.122	28	25.559	1:53.272
20	15.557	1:52.757	20	18.320	1:53.210	21	21.655	1:54.220	21	24.126	1:53.869	21	26.413	1:53.953
51	16.134	1:52.975	51	19.076	1:53.389	51	22.371	1:53.933	32	25.482	1:53.761	31	27.732	1:53.537
31	16.816	1:52.947	31	19.406	1:53.037	31	22.938	1:54.170	31	25.861	1:54.321	51	28.283	1:53.724
53	17.609	1:53.371	53	20.542	1:53.380	32	23.119	1:52.828	51	26.225	1:55.252	53	28.723	1:53.379
4	18.580	1:54.075	32	20.929	1:52.567	53	24.812	1:54.908	53	27.010	1:53.596	32	29.748	1:55.932
32	18.809	1:54.024	4	22.661	1:54.528	4	26.207	1:54.184	27	28.847	1:53.827	27	30.457	1:53.276
27	19.312	1:53.681	27	23.364	1:54.499	27	26.418	1:53.692	4	31.100	1:56.291	15	35.117	1:55.428
15	20.745	1:53.532	15	24.364	1:54.066	15	27.983	1:54.257	15	31.355	1:54.770	4	36.440	1:57.006
14	25.494	1:54.586	14	28.858	1:53.811	14	32.202	1:53.982	14	35.787	1:54.983	14	38.009	1:53.888
54	29.831	1:55.148	54	35.760	1:56.376	54	40.464	1:55.342	54	44.735	1:55.669	54	47.944	1:54.875
36	46.553	2:02.705	36	58.719	2:02.613	36	1:14.046	2:05.965	36	1:29.362	2:06.714			

Ballast Car1(+10kg) 3(+35) 5(+25) 43(+45)
Weather/Track: Sun/Dry

Magny-Cours
Circuit Length = 4.4110 km.
Start: 16:14 End: 16:37

2005 FIA World Touring Car Championship RACE 2 - LAP CHART

(contd.)

Lap 11			Lap 12			Lap 13			Lap 14			Lap 15		
No	Behind	Laptime	No	Behind	Laptime	No	Behind	Laptime	No	Behind	Laptime	No	Behind	Laptime
42		1:51.936	42		1:54.874									
43	6.807	1:53.332	43	5.003	1:53.070									
1	7.094	1:53.440	1	5.171	1:52.951									
5	7.369	1:52.784	5	5.480	1:52.985									
7	8.040	1:52.322	7	6.034	1:52.868									
9	10.726	1:52.903	9	8.879	1:53.027									
36	1 LAP	2:26.035P	6	10.538	1:52.677									
6	12.735	1:52.490	2	10.828	1:52.388									
2	13.314	1:52.472	3	17.135	1:52.712									
3	19.297	1:52.626	10	19.057	1:52.669									
10	21.262	1:52.430	8	21.256	1:53.201									
26	22.531	1:52.718	26	22.527	1:54.870									
8	22.929	1:52.534	22	23.794	1:53.410									
22	25.258	1:53.081	20	25.127	1:53.864									
20	26.137	1:53.295	28	26.852	1:54.307									
28	27.419	1:53.796	21	27.392	1:54.209									
21	28.057	1:53.580	32	28.843	1:53.246									
31	29.685	1:53.889	31	29.162	1:54.351									
51	30.183	1:53.836	51	31.718	1:56.409									
32	30.471	1:52.659	53	32.314	1:55.870									
53	31.318	1:54.531	27	32.902	1:55.053									
27	32.723	1:54.202	15	38.381	1:55.365									
15	37.890	1:54.709	14	39.227	1:54.176									
14	39.925	1:53.852	54	52.259	1:54.921									
4	44.902	2:00.398	4	53.862	2:03.834									
54	52.212	1:56.204												

Ballast Car1(+10kg) 3(+35) 5(+25) 43(+45)
Weather/Track: Sun/Dry

2005 FIA World Touring Car Championship RACE 2 - SECTOR ANALYSIS

1 Andy PRIAULX													
GBR				BMW 320i									
1 -	36.743	215.1	43.319	178.8	34.997	1:55.059	7 -	33.776	215.1	42.722	177.9	34.861	1:51.359
2 -	33.763	214.7	42.671	177.6	35.378	1:51.812	8 -	34.024	206.1	42.396	177.9	34.718	1:51.138
3 -	33.945	216.4	43.039	178.2	36.141	1:53.125	9 -	33.676	216.0	42.658	177.3	34.898	1:51.232
4 -	33.955	216.4	43.706	177.0	34.902	1:52.563	10 -	33.838	215.5	42.621	179.4	35.422	1:51.881
5 -	33.788	216.8	43.499	178.8	34.963	1:52.250	11 -	34.110	210.9	43.313	177.3	36.017	1:53.440
6 -	33.854	216.4	43.200	178.2	35.014	1:52.068	12 -	33.974	211.3	43.354	177.3	35.623	1:52.951
2 Gabriele TARQUINI													
ITA				Alfa Romeo 156									
1 -	35.758	213.0	42.909	178.8	34.958	1:53.625	7 -	34.314	211.3	42.920	178.2	36.455	1:53.689
2 -	33.802	216.0	43.046	177.9	35.905	1:52.753	8 -	34.525	213.4	42.713	178.5	35.064	1:52.302
3 -	34.003	211.7	43.109	178.5	36.219	1:53.331	9 -	34.357	212.1	44.032	178.5	35.380	1:53.769
4 -	34.077	214.2	42.984	178.2	35.140	1:52.201	10 -	34.440	214.2	43.175	177.9	35.143	1:52.758
5 -	34.077	215.1	43.104	177.3	35.154	1:52.335	11 -	34.329	212.5	43.068	179.1	35.075	1:52.472
6 -	34.111	214.2	43.122	178.5	35.679	1:52.912	12 -	34.419	213.4	42.992	178.8	34.977	1:52.388
3 James THOMPSON													
GBR				Alfa Romeo 156									
1 -	37.359	215.1	43.635	177.3	34.719	1:55.713	7 -	34.546	212.5	44.051	177.3	35.027	1:53.624
2 -	33.952	211.7	42.868	175.3	34.776	1:51.596	8 -	34.381	211.7	43.860	176.1	34.797	1:53.038
3 -	34.211	210.9	43.322	177.0	35.444	1:52.977	9 -	34.458	205.7	42.928	175.8	34.942	1:52.328
4 -	34.349	212.5	44.537	175.6	35.753	1:54.639	10 -	34.484	208.4	43.047	175.6	34.796	1:52.327
5 -	34.287	214.2	44.671	177.3	36.096	1:55.054	11 -	34.448	207.2	43.192	176.1	34.986	1:52.626
6 -	34.820	213.0	43.877	178.5	35.511	1:54.208	12 -	34.561	208.4	42.981	175.3	35.170	1:52.712
4 Alessandro ZANARDI													
ITA				BMW 320i									
1 -	39.031	215.1	43.737	177.0	35.949	1:58.717	7 -	34.596	206.5	43.937	171.1	35.995	1:54.528
2 -	34.746	210.9	43.184	175.0	35.496	1:53.426	8 -	34.668	208.0	43.474	171.9	36.042	1:54.184
3 -	34.508	208.0	43.260	172.8	35.334	1:53.102	9 -	35.800	205.7	44.056	170.8	36.435	1:56.291
4 -	34.520	208.0	43.012	173.6	35.780	1:53.312	10 -	35.562	197.0	44.811	171.7	36.633	1:57.006
5 -	34.547	208.8	48.698	173.6	35.451	1:58.696	11 -	35.919	203.3	45.778	169.2	38.701	2:00.398
6 -	34.947	212.5	43.466	172.8	35.662	1:54.075	12 -	36.453	185.5	47.581	170.3	39.800	2:03.834
5 Antonio GARCIA													
ESP				BMW 320i									
1 -	35.543	214.2	42.934	177.9	34.820	1:53.297	7 -	33.947	213.8	42.969	176.4	35.049	1:51.965
2 -	33.641	212.5	42.662	176.7	36.182	1:52.485	8 -	34.147	210.5	42.921	176.7	35.018	1:52.086
3 -	34.002	213.4	43.585	177.9	36.101	1:53.688	9 -	34.182	212.5	43.301	175.6	35.108	1:52.591
4 -	33.892	212.5	43.047	177.3	35.100	1:52.039	10 -	34.206	210.9	42.731	176.1	35.128	1:52.065
5 -	33.925	212.5	42.836	177.0	34.962	1:51.723	11 -	34.274	210.5	42.978	175.8	35.532	1:52.784
6 -	33.928	213.8	42.781	175.8	34.770	1:51.479	12 -	34.254	210.5	43.263	177.3	35.468	1:52.985

Ballast Car1(+10kg) 3(+35) 5(+25) 43(+45)
Weather/Track: Sun/Dry

www.mstworld.com

Page 1 of 6

Magny-Cours
Circuit Length = 4.4110 km.
Start: 16:14 End: 16:37

Printed - 16:40 Sunday, 01 May 2005

2005 FIA World Touring Car Championship RACE 2 - SECTOR ANALYSIS

(contd.)

6	Fabrizio GIOVANARDI			ITA	Alfa Romeo 156				
1 -	38.578 214.2	43.217 178.2	35.502	1:57.297	7 -	34.312 209.7	42.905 178.5	35.045	1:52.262
2 -	33.948 216.8	43.077 177.9	35.334	1:52.359	8 -	34.240 210.5	42.758 177.9	34.948	1:51.946
3 -	34.071 214.2	44.362 177.0	34.871	1:53.304	9 -	34.199 213.8	42.985 177.3	35.230	1:52.414
4 -	34.052 213.8	42.669 178.8	35.559	1:52.280	10 -	34.521 210.5	42.758 177.6	35.263	1:52.542
5 -	34.099 215.5	43.029 176.4	35.384	1:52.512	11 -	34.377 210.9	42.809 177.6	35.304	1:52.490
6 -	34.311 210.5	42.644 177.3	35.207	1:52.162	12 -	34.413 210.1	42.989 178.2	35.275	1:52.677
7	Augusto FARFUS JR.			BRA	Alfa Romeo 156				
1 -	34.753 208.0	42.481 177.6	34.911	1:52.145	7 -	34.224 210.5	42.748 179.4	34.837	1:51.809
2 -	34.081 209.3	42.583 177.3	36.252	1:52.916	8 -	34.410 208.8	42.935 179.7	34.973	1:52.318
3 -	34.306 208.8	43.096 177.6	35.968	1:53.370	9 -	34.392 212.1	42.835 178.2	35.069	1:52.296
4 -	34.391 208.8	44.193 181.2	35.164	1:53.748	10 -	34.320 212.1	42.797 179.7	34.970	1:52.087
5 -	33.906 216.8	43.406 180.0	35.025	1:52.337	11 -	34.331 212.1	42.915 179.1	35.076	1:52.322
6 -	33.936 217.3	42.741 178.8	34.848	1:51.525	12 -	34.371 212.5	43.258 178.8	35.239	1:52.868
8	Rickard RYDELL			SWE	SEAT Toledo Cupra				
1 -	36.996 210.1	44.165 177.0	35.878	1:57.039	7 -	34.204 209.3	43.319 176.4	35.074	1:52.597
2 -	34.058 211.3	43.759 177.0	35.129	1:52.946	8 -	34.313 207.2	45.455 174.1	36.134	1:55.902
3 -	34.003 210.9	43.363 177.6	34.960	1:52.326	9 -	34.286 210.9	43.271 177.9	35.365	1:52.922
4 -	33.953 211.3	43.653 178.5	35.617	1:53.223	10 -	34.360 211.3	43.508 176.7	34.993	1:52.861
5 -	33.980 212.5	43.558 177.0	36.003	1:53.541	11 -	34.249 210.9	42.969 177.3	35.316	1:52.534
6 -	34.612 209.3	45.531 176.1	35.728	1:55.871	12 -	34.394 208.0	43.299 176.4	35.508	1:53.201
9	Jordi GENE			ESP	SEAT Toledo Cupra				
1 -	36.148 214.2	43.409 177.9	34.935	1:54.492	7 -	34.114 210.5	43.113 177.6	35.665	1:52.892
2 -	33.703 212.1	42.840 176.7	35.648	1:52.191	8 -	34.488 209.3	42.552 177.0	34.965	1:52.005
3 -	33.996 214.2	44.360 176.7	35.573	1:53.929	9 -	34.190 209.7	42.815 177.0	35.106	1:52.111
4 -	34.204 213.4	43.770 176.1	34.948	1:52.922	10 -	34.194 210.5	42.848 177.6	35.102	1:52.144
5 -	33.962 211.3	42.803 177.9	35.138	1:51.903	11 -	34.142 209.7	43.255 174.1	35.506	1:52.903
6 -	33.945 212.1	42.929 177.9	35.193	1:52.067	12 -	34.701 207.6	43.005 176.1	35.321	1:53.027
10	Peter TERTING			GER	SEAT Toledo Cupra				
1 -	37.261 211.7	45.708 177.6	36.036	1:59.005	7 -	34.259 213.8	44.356 179.1	35.644	1:54.259
2 -	34.405 207.2	42.860 176.1	34.868	1:52.133	8 -	34.308 210.9	43.901 176.1	35.736	1:53.945
3 -	34.087 213.0	43.123 177.0	35.113	1:52.323	9 -	34.368 209.3	43.278 176.7	35.010	1:52.656
4 -	34.055 213.0	42.675 179.7	35.684	1:52.414	10 -	34.297 210.5	42.757 177.9	35.129	1:52.183
5 -	34.183 213.4	43.348 178.2	36.396	1:53.927	11 -	34.331 209.3	42.864 178.5	35.235	1:52.430
6 -	34.757 210.5	44.321 176.7	35.742	1:54.820	12 -	34.555 207.6	42.896 177.6	35.218	1:52.669

Ballast Car1(+10kg) 3(+35) 5(+25) 43(+45)
Weather/Track: Sun/Dry

www.mstworld.com

Page 2 of 6

Magny-Cours
Circuit Length = 4.4110 km.
Start: 16:14 End: 16:37

Printed - 16:40 Sunday, 01 May 2005

2005 FIA World Touring Car Championship RACE 2 - SECTOR ANALYSIS

(contd.)

14	Thomas KLENKE			GER	Ford Focus				
1 -	43.420 198.8	44.352 172.2	39.916	2:07.688	7 -	34.772 198.5	43.637 171.1	35.402	1:53.811
2 -	34.958 201.8	43.859 170.0	36.122	1:54.939	8 -	34.791 199.6	43.612 171.7	35.579	1:53.982
3 -	34.637 200.0	43.463 172.5	35.342	1:53.442	9 -	34.772 199.2	44.583 170.0	35.628	1:54.983
4 -	34.968 200.7	43.570 170.8	35.142	1:53.680	10 -	34.749 200.3	43.606 171.1	35.533	1:53.888
5 -	34.487 199.6	44.125 171.9	35.295	1:53.907	11 -	34.527 206.8	43.905 172.2	35.420	1:53.852
6 -	34.859 198.8	44.494 171.4	35.233	1:54.586	12 -	34.773 200.3	43.993 172.5	35.410	1:54.176
15	Thomas JAGER			GER	Ford Focus				
1 -	42.525 202.2	44.838 171.1	36.213	2:03.576	7 -	34.638 201.4	43.761 170.3	35.667	1:54.066
2 -	34.472 206.1	43.878 171.9	36.505	1:54.855	8 -	34.742 201.8	43.856 171.7	35.659	1:54.257
3 -	34.307 205.3	44.134 170.8	35.433	1:53.874	9 -	34.822 203.3	43.984 172.2	35.964	1:54.770
4 -	34.571 201.1	43.835 172.5	35.526	1:53.932	10 -	35.312 197.8	44.258 170.3	35.858	1:55.428
5 -	34.590 202.6	43.685 170.8	35.449	1:53.724	11 -	34.875 199.2	44.167 170.0	35.667	1:54.709
6 -	34.546 203.0	43.551 171.9	35.435	1:53.532	12 -	34.830 199.2	44.775 169.5	35.760	1:55.365
19	Valle MAKELA			FIN	Seat Toledo Cupra				I
1 -	39.405 212.1	44.038 177.0	36.057	1:59.500	3 -	34.387 210.9	43.149 175.8	35.697	1:53.233
2 -	34.547 210.1	43.502 176.7	35.261	1:53.310	4 -	34.277 211.7	42.925 176.4	35.683	1:52.885
20	Tom CORONEL			NED	Seat Toledo Cupra				I
1 -	40.936 211.7	44.470 175.0	36.036	2:01.442	7 -	34.542 207.6	43.292 175.3	35.376	1:53.210
2 -	34.478 209.3	43.195 175.3	36.091	1:53.764	8 -	34.813 210.5	43.523 174.7	35.141	1:53.477
3 -	34.241 210.5	43.301 175.8	35.578	1:53.120	9 -	34.575 210.1	43.479 174.7	35.772	1:53.826
4 -	34.252 211.3	43.326 175.0	35.500	1:53.078	10 -	34.365 208.8	43.221 175.3	35.271	1:52.857
5 -	34.360 210.9	44.020 175.3	35.764	1:54.144	11 -	34.503 208.8	43.280 175.3	35.512	1:53.295
6 -	34.503 207.6	42.934 175.0	35.320	1:52.757	12 -	34.841 207.2	43.445 174.1	35.578	1:53.864
21	Robert HUFF			GBR	Chevrolet Lacetti				
1 -	40.569 206.5	44.726 173.9	35.588	2:00.883	7 -	34.703 203.7	43.494 173.0	35.518	1:53.715
2 -	34.398 206.5	43.470 173.3	35.736	1:53.604	8 -	34.962 203.3	44.140 171.9	35.118	1:54.220
3 -	34.694 205.7	43.256 172.5	35.360	1:53.310	9 -	34.586 206.5	43.628 173.0	35.655	1:53.869
4 -	34.603 206.5	43.186 173.3	35.209	1:52.998	10 -	34.955 206.1	43.745 172.5	35.253	1:53.953
5 -	34.567 206.8	43.533 172.5	35.364	1:53.464	11 -	34.671 204.9	43.583 174.1	35.326	1:53.580
6 -	34.616 203.7	43.353 172.8	35.325	1:53.294	12 -	35.003 203.0	43.755 173.3	35.451	1:54.209

Ballast Car1(+10kg) 3(+35) 5(+25) 43(+45)
Weather/Track: Sun/Dry

www.mstworld.com

Page 3 of 6

Magny-Cours
Circuit Length = 4.4110 km.
Start: 16:14 End: 16:37

Printed - 16:40 Sunday, 01 May 2005

2005 FIA World Touring Car Championship RACE 2 - SECTOR ANALYSIS

(contd.)

22	Nicola LARINI			ITA	Chevrolet Lacetti				
1 -	39.824 208.0	44.373 174.4	35.634	1:59.831	7 -	34.442 207.6	43.336 176.1	36.028	1:53.806
2 -	34.433 210.5	43.853 175.0	35.840	1:54.126	8 -	34.626 208.8	43.533 175.8	36.359	1:54.518
3 -	34.261 206.8	42.953 175.3	35.427	1:52.641	9 -	34.832 206.8	43.311 175.6	35.617	1:53.760
4 -	34.178 210.1	43.035 175.3	35.447	1:52.660	10 -	34.534 206.1	43.254 174.4	35.229	1:53.017
5 -	34.436 209.3	43.448 175.3	35.672	1:53.556	11 -	34.655 205.3	43.157 174.4	35.269	1:53.081
6 -	34.354 206.1	43.278 174.7	35.463	1:53.095	12 -	34.376 206.1	43.585 175.3	35.449	1:53.410
26	Roberto COLCIAGO			ITA	Honda Accord Euro R				
1 -	37.925 213.0	43.398 177.9	35.293	1:56.616	7 -	34.678 206.8	43.208 175.8	35.419	1:53.305
2 -	34.317 208.0	43.215 178.2	35.148	1:52.680	8 -	34.414 208.0	45.613 177.3	35.787	1:55.814
3 -	34.169 208.4	43.220 177.0	35.149	1:52.538	9 -	34.368 211.3	43.237 178.8	35.382	1:52.987
4 -	34.162 210.1	43.052 176.4	35.614	1:52.828	10 -	34.335 212.1	43.099 177.6	35.156	1:52.590
5 -	34.292 209.7	43.892 176.1	35.927	1:54.111	11 -	34.351 209.3	43.054 177.9	35.313	1:52.718
6 -	34.742 206.1	44.881 176.7	35.554	1:55.177	12 -	34.650 207.2	44.735 177.6	35.485	1:54.870
27	Adriano DE MICHELI			ITA	Honda Accord Euro R				I
1 -	41.813 209.3	44.399 176.7	36.003	2:02.215	7 -	34.536 208.4	43.547 178.2	36.416	1:54.499
2 -	35.307 210.9	43.522 177.3	35.644	1:54.473	8 -	34.385 210.9	43.366 178.2	35.941	1:53.692
3 -	34.366 210.5	43.242 178.2	35.832	1:53.440	9 -	34.973 207.6	43.379 176.7	35.475	1:53.827
4 -	34.538 208.8	43.920 176.7	36.314	1:54.772	10 -	34.523 208.4	43.022 177.9	35.731	1:53.276
5 -	34.479 209.7	43.177 178.2	35.823	1:53.479	11 -	34.810 208.0	43.329 177.3	36.063	1:54.202
6 -	34.742 210.1	43.331 177.9	35.608	1:53.681	12 -	34.835 208.4	44.047 177.0	36.171	1:55.053
28	Carl ROSENBLAD			SWE	BMW 320i				I
1 -	38.692 215.1	43.729 177.6	35.419	1:57.840	7 -	33.985 214.7	43.584 176.7	36.470	1:54.039
2 -	33.932 214.7	43.336 178.5	35.684	1:52.952	8 -	34.123 212.5	43.800 175.3	36.637	1:54.560
3 -	34.030 213.0	43.562 173.3	35.826	1:53.418	9 -	35.064 214.2	43.531 177.9	36.527	1:55.122
4 -	34.236 212.1	42.521 178.2	35.730	1:52.487	10 -	34.289 214.7	43.242 177.3	35.741	1:53.272
5 -	34.084 213.4	43.421 177.9	36.199	1:53.704	11 -	34.634 210.9	43.452 177.3	35.710	1:53.796
6 -	34.688 213.8	44.156 173.6	36.218	1:55.062	12 -	34.661 211.7	43.697 176.4	35.949	1:54.307
31	Giuseppe CIRO			ITA	BMW 320i				I
1 -	40.714 213.0	45.048 174.1	36.138	2:01.900	7 -	34.305 210.5	43.140 176.1	35.592	1:53.037
2 -	35.337 208.4	43.013 175.8	35.673	1:54.023	8 -	34.661 208.8	43.579 175.0	35.930	1:54.170
3 -	34.821 208.8	43.147 175.8	35.557	1:53.525	9 -	34.946 206.5	43.555 175.0	35.820	1:54.321
4 -	34.278 210.9	43.050 176.1	35.685	1:53.013	10 -	34.581 209.3	43.492 171.7	35.464	1:53.537
5 -	34.304 210.1	43.980 175.8	35.872	1:54.156	11 -	34.693 208.4	43.574 174.7	35.622	1:53.889
6 -	34.486 211.3	43.057 175.3	35.404	1:52.947	12 -	34.689 207.6	43.361 175.8	36.301	1:54.351

Ballast Car1(+10kg) 3(+35) 5(+25) 43(+45)
Weather/Track: Sun/Dry

www.mstworld.com

Page 4 of 6

Magny-Cours
Circuit Length = 4.4110 km.
Start: 16:14 End: 16:37

Printed - 16:40 Sunday, 01 May 2005

2005 FIA World Touring Car Championship RACE 2 - SECTOR ANALYSIS

(contd.)

32	Marc HENNERICI			GER	BMW 320i				
1 -	45.043 206.5	43.350 174.4	36.129	2:04.522	7 -	34.387 213.0	43.033 178.5	35.147	1:52.567
2 -	34.413 213.0	43.211 173.0	35.999	1:53.623	8 -	34.412 211.3	42.767 177.3	35.649	1:52.828
3 -	34.203 211.7	42.742 177.3	35.464	1:52.409	9 -	34.555 212.5	43.105 176.7	36.101	1:53.761
4 -	34.152 214.2	44.097 178.5	35.627	1:53.876	10 -	34.409 213.0	45.983 159.7	35.540	1:55.932
5 -	34.590 210.1	42.959 176.7	35.554	1:53.103	11 -	34.487 210.5	42.751 178.8	35.421	1:52.659
6 -	34.810 210.9	43.541 177.0	35.673	1:54.024	12 -	34.314 214.7	43.150 177.0	35.782	1:53.246
36	Sascha PLODERL			AUT	Ford Focus ST170				
1 -	45.624 200.7	44.310 170.8	37.051	2:06.985	6 -	38.321 186.5	46.897 162.1	37.487	2:02.705
2 -	35.372 201.8	43.924 170.8	36.795	1:56.091	7 -	37.537 194.5	46.393 159.0	38.683	2:02.613
3 -	35.986 199.6	44.477 169.2	36.886	1:57.349	8 -	38.415 179.7	47.511 153.8	40.039	2:05.965
4 -	36.110 198.8	45.294 168.4	36.590	1:57.994	9 -	39.475 190.1	48.082 159.2	39.157	2:06.714
5 -	35.880 198.5	45.043 168.7	37.254	1:58.177	10 -	43.186 149.1	51.031 154.7	51.818	2:26.035P
42	Jorg MULLER			GER	BMW 320i				
1 -	36.272 216.0	42.893 178.8	34.810	1:53.975	7 -	33.735 209.7	42.129 177.9	34.583	1:50.447
2 -	33.633 216.0	42.398 177.9	36.087	1:52.118	8 -	33.736 210.9	42.201 178.5	34.701	1:50.638
3 -	33.811 215.5	43.131 178.8	36.169	1:53.111	9 -	34.058 209.3	42.382 177.6	34.958	1:51.398
4 -	33.771 213.4	43.121 177.6	34.965	1:51.857	10 -	34.053 210.5	42.671 177.9	34.942	1:51.666
5 -	33.823 211.7	42.523 176.7	34.751	1:51.097	11 -	34.058 209.7	42.757 178.2	35.121	1:51.936
6 -	33.855 209.7	42.167 177.6	34.568	1:50.590	12 -	34.626 208.0	44.179 167.4	36.069	1:54.874
43	Dirk MULLER			GER	BMW 320i				
1 -	35.352 211.3	42.851 176.7	34.660	1:52.863	7 -	34.051 211.7	42.722 176.7	35.155	1:51.928
2 -	33.623 212.5	42.607 177.0	36.318	1:52.548	8 -	34.005 210.5	42.948 177.0	34.870	1:51.823
3 -	34.068 211.3	43.349 178.2	36.056	1:53.473	9 -	34.164 210.1	42.675 177.3	35.121	1:51.960
4 -	33.996 213.0	43.076 177.0	34.880	1:51.952	10 -	34.040 210.5	42.594 176.7	35.488	1:52.122
5 -	33.972 211.3	43.237 177.3	34.867	1:52.076	11 -	34.150 212.5	43.157 176.7	36.025	1:53.332
6 -	34.025 212.1	42.570 177.0	34.968	1:51.563	12 -	34.135 212.1	43.200 176.4	35.735	1:53.070
51	Salvatore TAVANO			ITA	Alfa Romeo 156				
1 -	40.214 208.4	44.563 176.7	35.474	2:00.251	7 -	34.423 212.5	43.397 176.1	35.569	1:53.389
2 -	36.629 208.8	42.973 175.8	35.683	1:55.285	8 -	34.687 208.8	43.694 175.6	35.552	1:53.933
3 -	34.418 209.3	43.117 176.7	35.619	1:53.154	9 -	34.646 210.5	43.476 176.7	37.130	1:55.252
4 -	34.437 211.7	43.226 175.3	35.365	1:53.028	10 -	34.596 211.7	43.671 175.6	35.457	1:53.724
5 -	34.207 213.8	43.573 175.6	36.409	1:54.189	11 -	34.562 211.3	43.508 176.7	35.766	1:53.836
6 -	34.541 210.5	43.043 175.6	35.391	1:52.975	12 -	34.591 205.3	44.149 176.1	37.669	1:56.409

Ballast Car1(+10kg) 3(+35) 5(+25) 43(+45)
Weather/Track: Sun/Dry

www.mstworld.com

Page 5 of 6

Magny-Cours
Circuit Length = 4.4110 km.
Start: 16:14 End: 16:37

Printed - 16:40 Sunday, 01 May 2005

2005 FIA World Touring Car Championship RACE 2 - SECTOR ANALYSIS

(contd.)

53	Gianluca DE LORENZI			ITA	BMW 320i				 				
1 -	40.576	<i>213.8</i>	44.045	<i>177.6</i>	35.570	2:00.191	7 -	34.491	208.8	<i>42.906</i>	176.4	35.983	1:53.380
2 -	34.552	212.1	43.583	175.8	35.949	1:54.084	8 -	35.650	204.5	43.655	175.3	35.603	1:54.908
3 -	<i>34.217</i>	212.5	43.247	175.0	35.487	1:52.951	9 -	34.562	209.3	43.243	176.4	35.791	1:53.596
4 -	34.696	209.7	43.023	175.8	<i>35.374</i>	1:53.093	10 -	34.548	210.1	43.296	177.0	35.535	1:53.379
5 -	34.503	209.3	45.523	176.1	36.641	1:56.667	11 -	34.867	210.5	43.821	176.4	35.843	1:54.531
6 -	34.734	211.7	43.009	177.3	35.628	1:53.371	12 -	34.985	208.8	43.425	176.1	37.460	1:55.870

54	Stefano VALLI			RSM	BMW 320i				 				
1 -	42.009	206.1	45.446	170.3	38.025	2:05.480	7 -	35.145	206.5	43.941	173.6	37.290	1:56.376
2 -	35.519	<i>207.2</i>	43.900	173.6	36.086	1:55.505	8 -	35.255	204.9	44.108	172.8	35.979	1:55.342
3 -	<i>35.004</i>	206.5	43.864	174.1	35.937	1:54.805	9 -	35.383	206.8	44.252	172.2	36.034	1:55.669
4 -	35.070	206.5	44.334	<i>174.7</i>	36.787	1:56.191	10 -	35.211	205.7	44.022	172.5	<i>35.642</i>	1:54.875
5 -	35.216	206.5	44.210	173.9	36.024	1:55.450	11 -	35.442	204.5	<i>43.780</i>	172.8	36.982	1:56.204
6 -	35.143	206.5	43.935	173.9	36.070	1:55.148	12 -	35.140	205.7	43.858	174.4	35.923	1:54.921

Ballast Car1(+10kg) 3(+35) 5(+25) 43(+45)
Weather/Track: Sun/Dry

www.mstworld.com

Page 6 of 6

Magny-Cours
Circuit Length = 4.4110 km.
Start: 16:14 End: 16:37

Printed - 16:40 Sunday, 01 May 2005

2005 FIA World Touring Car Championship

RACE 2 - SPEED TRAP - SECTOR 1

POS	NO	CL	DRIVER	NAT	CAR	KPH
1	7		Augusto FARFUS JR.	BRA	Alfa Romeo 156	217.3
2	1		Andy PRIAULX	GBR	BMW 320i	216.8
3	6		Fabrizio GIOVANARDI	ITA	Alfa Romeo 156	216.8
4	2		Gabriele TARQUINI	ITA	Alfa Romeo 156	216.0
5	42		Jorg MULLER	GER	BMW 320i	216.0
6	4		Alessandro ZANARDI	ITA	BMW 320i	215.1
7	28	I	Carl ROSENBLAD	SWE	BMW 320i	215.1
8	3		James THOMPSON	GBR	Alfa Romeo 156	215.1
9	32	I	Marc HENNERICI	GER	BMW 320i	214.7
10	9		Jordi GENE	ESP	SEAT Toledo Cupra	214.2
11	5		Antonio GARCIA	ESP	BMW 320i	214.2
12	10		Peter TERTING	GER	SEAT Toledo Cupra	213.8
13	51	I	Salvatore TAVANO	ITA	Alfa Romeo 156	213.8
14	53	I	Gianluca DE LORENZI	ITA	BMW 320i	213.8
15	43		Dirk MULLER	GER	BMW 320i	213.0
16	31	I	Giuseppe CIRO	ITA	BMW 320i	213.0
17	26		Roberto COLCIAGO	ITA	Honda Accord Euro R	213.0
18	8		Rickard RYDELL	SWE	SEAT Toledo Cupra	212.5
19	19	I	Valle MAKELA	FIN	Seat Toledo Cupra	212.1
20	20	I	Tom CORONEL	NED	Seat Toledo Cupra	211.7
21	27	I	Adriano DE MICHELI	ITA	Honda Accord Euro R	210.9
22	22		Nicola LARINI	ITA	Chevrolet Lacetti	210.5
23	54	I	Stefano VALLI	RSM	BMW 320i	207.2
24	14		Thomas KLENKE	GER	Ford Focus	206.8
25	21		Robert HUFF	GBR	Chevrolet Lacetti	206.8
26	15		Thomas JAGER	GER	Ford Focus	206.1
27	36	I	Sascha PLODERL	AUT	Ford Focus ST170	201.8

Ballast Car1(+10kg) 3(+35) 5(+25) 43(+45)
Weather/Track: Sun/Dry

www.mstworld.com

Magny-Cours
Circuit Length = 4.4110 km.
Start: 16:14 End: 16:37

Printed - 16:41 Sunday, 01 May 2005

2005 FIA World Touring Car Championship
RACE 2 - SPEED TRAP - SECTOR 2

(contd.)

POS	NO	CL	DRIVER	NAT	CAR	KPH
1	7		Augusto FARFUS JR.	BRA	Alfa Romeo 156	181.2
2	10		Peter TERTING	GER	SEAT Toledo Cupra	179.7
3	1		Andy PRIAULX	GBR	BMW 320i	179.4
4	2		Gabriele TARQUINI	ITA	Alfa Romeo 156	179.1
5	32	I	Marc HENNERICI	GER	BMW 320i	178.8
6	26		Roberto COLCIAGO	ITA	Honda Accord Euro R	178.8
7	6		Fabrizio GIOVANARDI	ITA	Alfa Romeo 156	178.8
8	42		Jorg MULLER	GER	BMW 320i	178.8
9	3		James THOMPSON	GBR	Alfa Romeo 156	178.5
10	8		Rickard RYDELL	SWE	SEAT Toledo Cupra	178.5
11	28	I	Carl ROSENBLAD	SWE	BMW 320i	178.5
12	27	I	Adriano DE MICHELI	ITA	Honda Accord Euro R	178.2
13	43		Dirk MULLER	GER	BMW 320i	178.2
14	9		Jordi GENE	ESP	SEAT Toledo Cupra	177.9
15	5		Antonio GARCIA	ESP	BMW 320i	177.9
16	53	I	Gianluca DE LORENZI	ITA	BMW 320i	177.6
17	19	I	Valle MAKELA	FIN	Seat Toledo Cupra	177.0
18	4		Alessandro ZANARDI	ITA	BMW 320i	177.0
19	51	I	Salvatore TAVANO	ITA	Alfa Romeo 156	176.7
20	22		Nicola LARINI	ITA	Chevrolet Lacetti	176.1
21	31	I	Giuseppe CIRO	ITA	BMW 320i	176.1
22	20	I	Tom CORONEL	NED	Seat Toledo Cupra	175.8
23	54	I	Stefano VALLI	RSM	BMW 320i	174.7
24	21		Robert HUFF	GBR	Chevrolet Lacetti	174.1
25	15		Thomas JAGER	GER	Ford Focus	172.5
26	14		Thomas KLENKE	GER	Ford Focus	172.5
27	36	I	Sascha PLODERL	AUT	Ford Focus ST170	170.8

Ballast Car1(+10kg) 3(+35) 5(+25) 43(+45)
 Weather/Track: Sun/Dry

www.mstworld.com

Magny-Cours
 Circuit Length = 4.4110 km.
 Start: 16:14 End: 16:37

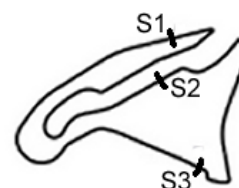
Printed - 16:41 Sunday, 01 May 2005

2005 FIA World Touring Car Championship

Race 2 - Best Sector Times Report

POS	NO	SECTOR 1		SECTOR 2		SECTOR 3		IDEAL/BEST LAP COMPARISON							
		TIME	LAP	NO	TIME	LAP	NO	TIME	LAP	NO	NAME	IDEAL	BEST	LAP	DIFF
1	43	33.623	2	42	42.129	7	42	34.568	6	42	MULLER	1:50.330	1:50.447	7	+ 0.117
2	42	33.633	2	1	42.396	8	43	34.660	1	1	PRIAULX	1:50.790	1:51.138	8	+ 0.348
3	5	33.641	2	7	42.481	1	1	34.718	8	43	MULLER	1:50.853	1:51.563	6	+ 0.710
4	1	33.676	9	28	42.521	4	3	34.719	1	5	GARCIA	1:51.073	1:51.479	6	+ 0.406
5	9	33.703	2	9	42.552	8	5	34.770	6	9	GENE	1:51.190	1:51.903	5	+ 0.713
6	2	33.802	2	43	42.570	6	7	34.837	7	7	FARFUS JR.	1:51.224	1:51.525	6	+ 0.301
7	7	33.906	5	6	42.644	6	10	34.868	2	6	GIOVANARD	1:51.463	1:51.946	8	+ 0.483
8	28	33.932	2	5	42.662	2	6	34.871	3	2	TARQUINI	1:51.473	1:52.201	4	+ 0.728
9	6	33.948	2	10	42.675	4	9	34.935	1	3	THOMPSON	1:51.539	1:51.596	2	+ 0.057
10	3	33.952	2	2	42.713	8	2	34.958	1	10	TERTING	1:51.598	1:52.133	2	+ 0.535
11	8	33.953	4	32	42.742	3	8	34.960	3	28	ROSENBLAD	1:51.872	1:52.487	4	+ 0.615
12	10	34.055	4	3	42.868	2	21	35.118	8	8	RYDELL	1:51.882	1:52.326	3	+ 0.444
13	32	34.152	4	53	42.906	7	20	35.141	8	32	HENNERICI	1:52.041	1:52.409	3	+ 0.368
14	26	34.162	4	19	42.925	4	14	35.142	4	20	CORONEL	1:52.316	1:52.757	6	+ 0.441
15	22	34.178	4	20	42.934	6	32	35.147	7	22	LARINI	1:52.360	1:52.641	3	+ 0.281
16	51	34.207	5	22	42.953	3	26	35.148	2	26	COLCIAGO	1:52.362	1:52.538	3	+ 0.176
17	53	34.217	3	8	42.969	11	22	35.229	10	19	MAKELA	1:52.463	1:52.885	4	+ 0.422
18	20	34.241	3	51	42.973	2	19	35.261	2	53	DE LORENZI	1:52.497	1:52.951	3	+ 0.454
19	19	34.277	4	4	43.012	4	4	35.334	3	51	TAVANO	1:52.545	1:52.975	6	+ 0.430
20	31	34.278	4	31	43.013	2	51	35.365	4	31	CIRO	1:52.695	1:52.947	6	+ 0.252
21	15	34.307	3	27	43.022	10	53	35.374	4	21	HUFF	1:52.702	1:52.998	4	+ 0.296
22	27	34.366	3	26	43.052	4	31	35.404	6	4	ZANARDI	1:52.854	1:53.102	3	+ 0.248
23	21	34.398	2	21	43.186	4	28	35.419	1	27	DE MICHELI	1:52.863	1:53.276	10	+ 0.413
24	14	34.487	5	14	43.463	3	15	35.433	3	14	KLENKE	1:53.092	1:53.442	3	+ 0.350
25	4	34.508	3	15	43.551	6	27	35.475	9	15	JAGER	1:53.291	1:53.532	6	+ 0.241
26	54	35.004	3	54	43.780	11	54	35.642	10	54	VALLI	1:54.426	1:54.805	3	+ 0.379
27	36	35.372	2	36	43.924	2	36	36.590	4	36	PLODERL	1:55.886	1:56.091	2	+ 0.205

'Perfect Lap' - 1:50.320



Circuit Length - 4.4110 kilometres
Circuit de Nevers
Magny-Cours