



INTERNATIONAL GT OPEN

Rounds 3 & 4

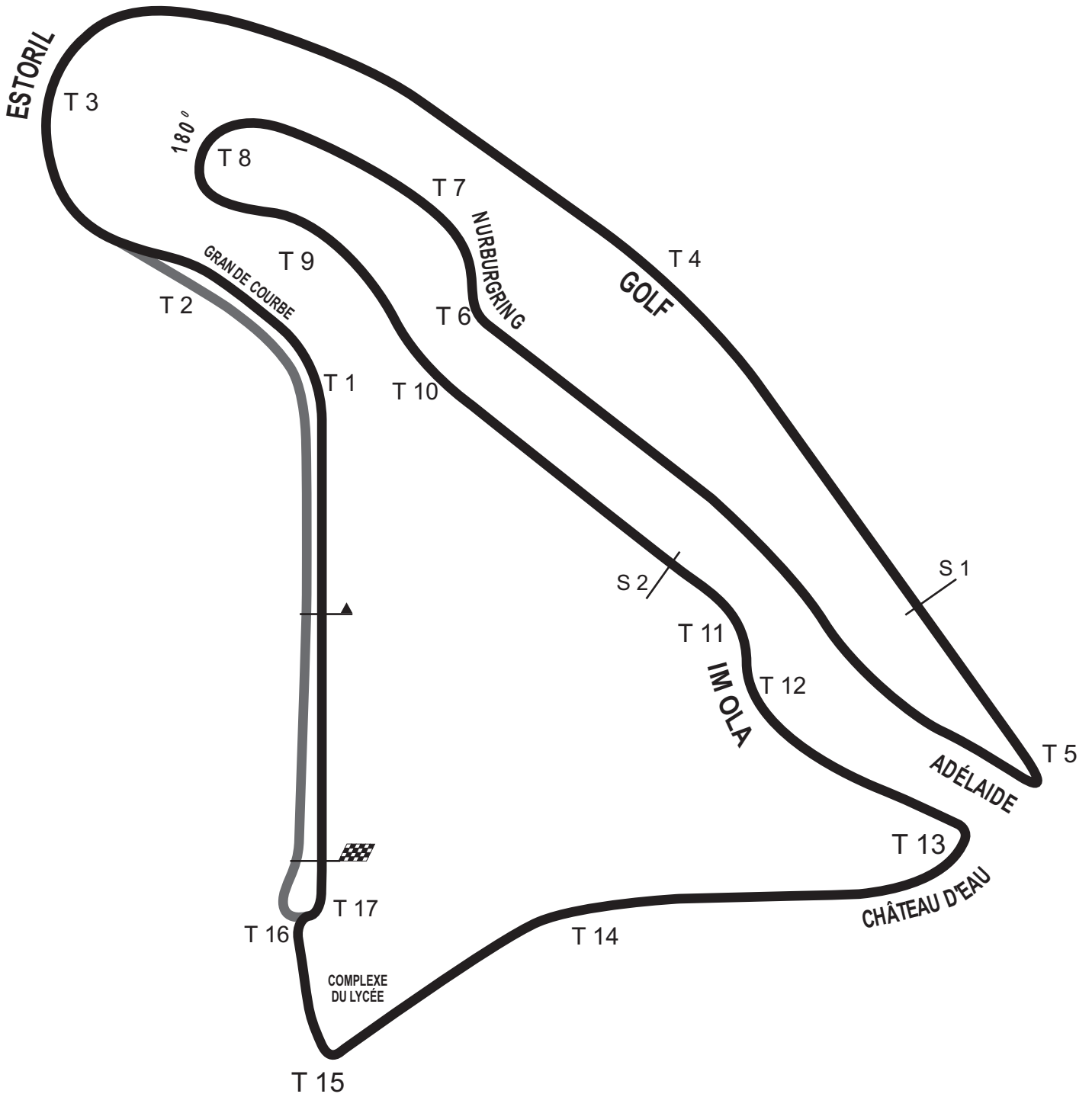
Magny Cours
28th - 30th April 2006



Timing and Results by MST Systems Ltd
www.mstworld.com



WTCC BERU Race of France – Circuit de Nevers Magny-Cours – 29 / 30 April 2006
www.fiawtcc.com – www.magnyf1.com



International GT Open FREE PRACTICE 1

POS	NO	CL	DRIVERS	CAR	TIME	LAPS	GAP	KPH
1	36	GTA	Guidi/Bartyan	Ferrari 430 GT2	1:43.348	18		153.65
2	20	GTA	Ruberti/Cressoni	Ferrari 360 Modena GTC	1:44.328	19	0.980	152.20
3	4	GTA	Montermini/Bastos	Ferrari 360 Modena	1:45.051	23	1.703	151.16
4	27	GTS	Zonca/Belicchi	Dodge Viper GT3	1:45.334	13	1.986	150.75
5	5	GTA	Sundberg/Romero	Ferrari 430 GT2	1:45.462	21	2.114	150.57
6	29	GTB	Perazzini/Cioci	Dodge Viper GT3	1:47.219	11	3.871	148.10
7	7	GTA	Villalba/Gutierrez	Mosler MT900R	1:47.627	21	4.279	147.54
8	10	GTA	Giao/Amorin	Seat Cupra GT	1:47.655	17	4.307	147.50
9	8	GTA	Merino/Jourdain	Porsche GT3 RSR	1:48.297	19	4.949	146.63
10	2	GTA	Guerrero/Aicart	Mosler MT900R	1:48.359	15	5.011	146.54
11	23	GTS	Malucelli/Zani	Aston Martin DBRS9	1:49.238	8	5.890	145.36
12	17	GTA	Roda/Mowlem	Porsche GT3 RSR	1:49.386	21	6.038	145.17
13	11	GTA	Vivancos/Vinyes	Seat Cupra GT	1:49.421	16	6.073	145.12
14	6	GTA	Ligonnet/Severin	Seat Cupra GT2	1:50.287	14	6.939	143.98
15	24	GTS	Groppi/Seiler	Aston Martin DBRS9	1:50.825	16	7.477	143.28
16	31	GTB	Pla/Medard	Porsche 996 Cup	1:51.376	20	8.028	142.57
17	28	GTS	Maddalena/Peroni	Dodge Viper GT3	1:52.495	5	9.147	141.15
18	43	GTB	Zoest/Santos	Ferrari 430 Challenge	1:52.729	19	9.381	140.86
19	18	GTA	Caternet/Bourdais	Porsche GT3 RSR	1:52.787	19	9.439	140.79
20	41	GTB	Diaz/Villa	Ferrari 430 Challenge	1:53.175	17	9.827	140.31
21	35	GTB	Arlotti/Gini	Ferrari 360 Challenge	1:53.792	19	10.444	139.54
22	33	GTB	Cutrera/Giudici	Ferrari 360 Challenge	1:53.924	20	10.576	139.38
23	42	GTB	Robert/Villacieros	Ferrari 430 Challenge	1:55.458	20	12.110	137.53
24	44	GTB	Farait/Michali	Lamborghini Diablo	1:58.015	20	14.667	134.55
25	37	GTA	Tedoldi/Giannoccaro	Ferrari 360 Modena	1:58.643	6	15.295	133.84
26	39	GTB	Slout/De Castro	Marcos Mantis	2:05.117	19	21.769	126.91

Weather/Track: Cloudy 16°/Dry 17 °

Magny-Cours
Circuit Length = 4.4110 km.
Start: 14:11 End: 14:56

Race Director:	Steward:	Timekeeper:
----------------	----------	-------------

International GT Open

FREE PRACTICE 1 - SECTOR ANALYSIS

2		Guerrero/Aicart				Mosler MT900R				GTA					
1	X:00.000	174.1	50.425	172.8	41.954	X:00.000	9	6:21.389	222.2	44.157	199.2	37.025	X:00.000		
2	-	38.578	190.4	46.177	192.5	36.778	2:01.533	10	-	33.989	238.4	42.548	200.0	35.060	1:51.597
3	-	34.816	239.4	42.581	202.2	37.710	1:55.107	11	-	33.025	240.5	42.048	200.3	34.834	1:49.907
4	-	33.304	238.9	43.217	204.1	35.163	1:51.684	12	-	32.671	240.0	41.371	197.0	34.317	1:48.359
5	-	35.574	222.6	44.010	181.5	40.670	2:00.254P	13	-	32.703	240.0	41.063	200.3	36.348	1:50.114
6	X:00.000	238.9	43.252	204.5	35.062	35.062	X:00.000	14	-	32.671	242.7	41.330	203.7	34.475	1:48.476
7	-	32.715	241.6	41.532	202.2	34.114	1:48.361	15	-	32.486	241.0	41.174	204.1	34.915	1:48.575
8	-	34.877	234.2	45.414	142.1	42.700	2:02.991P								
4		Montermini/Bastos				Ferrari 360 Modena				GTA					
1	-					X:00.000	13	-	34.911	216.0	45.224	199.2	38.879	1:59.014	
2	-					1:51.486	14	-	34.665	236.3	44.956	200.3	37.211	1:56.832	
3	-		1:13.663	203.7		1:47.553	15	-	34.315	237.8	43.697	198.1	36.617	1:54.629	
4	-	33.996	238.9	41.208	203.7	34.834	1:50.038	16	-	33.967	238.9	42.810	198.5	36.783	1:53.560
5	-	31.781	241.6	40.215	204.9	33.382	1:45.378	17	-	33.765	238.4	42.618	194.9	36.515	1:52.898
6	-	31.950	240.5	40.043	204.9	33.975	1:45.968	18	-	33.557	240.0	42.848	200.7	37.056	1:53.461
7	-	31.655	238.9	40.144	204.9	33.252	1:45.051	19	-	33.284	240.0	43.042	201.8	36.968	1:53.294
8	-	33.561	240.5	41.275	205.3	34.047	1:48.883	20	-	33.300	240.0	41.534	203.0	34.874	1:49.708
9	-	31.617	240.0	39.959	204.1	33.503	1:45.079	21	-	33.991	236.8	42.091	201.8	35.024	1:51.106
10	-	31.944	239.4	41.641	205.3	37.391	1:50.976P	22	-	33.214	240.5	41.674	202.2	37.052	1:51.940
11	-	4:27.937	203.0	48.224	175.8	41.747	X:00.000	23	-	33.406	240.5	41.982	200.7	34.734	1:50.122
12	-	37.586	211.3	47.207	189.8	42.231	2:07.024								
5		Sundberg/Romero				Ferrari 430 GT2				GTA					
1	X:00.000	238.9	42.184	203.7		X:00.000P	12	-	34.710	236.3	44.003	198.8	35.635	1:54.348	
2	-	53.189	241.0		3:26.481	4:19.670	13	-	33.321	236.8	43.300	199.2	34.805	1:51.426	
3	-					1:48.867	14	-	32.865	238.9	42.851	198.8	34.873	1:50.589	
4	-					1:47.670	15	-	33.111	235.8	46.182	198.1	37.977	1:57.270	
5	-					1:45.462	16	-	33.609	229.7	43.685	198.8	36.106	1:53.400	
6	-					1:48.037	17	-	33.380	240.0	43.721	203.3	34.646	1:51.747	
7	-					1:49.794	18	-	32.557	239.4	43.267	170.0	36.106	1:51.930	
8	-					1:49.129P	19	-	33.266	237.8	42.550	200.7	35.565	1:51.381	
9	-	3:51.584	151.6	1:00.044	139.5	40.386	X:00.000	20	-	32.869	240.0	42.639	200.3	41.973	1:57.481
10	-	36.713	220.8	47.314	195.2	39.207	2:03.234	21	-	34.067	239.4	49.976	199.6	35.730	1:59.773
11	-	34.373	236.3	44.666	197.8	39.983	1:59.022								

Weather/Track: Cloudy 16°/Dry 17 °

www.mstworld.com

Page 1 of 8

Magny-Cours
Circuit Length = 4.4110 km.
Start: 14:11 End: 14:56
Printed - 15:01 Friday, 28 April 2006

International GT Open

FREE PRACTICE 1 - SECTOR ANALYSIS

(contd.)

6 Lignonnet/Severin				Seat Cupra GT2				GTA					
1 - X:00.000	162.4	49.257	184.9	42.250	X:00.000	8 - X:00.000	226.4	43.166	193.2	37.456	X:00.000		
2 -	36.287	222.2	46.071	192.8	43.735	2:06.093P	9 -	34.344	230.2	43.175	194.2	35.233	1:52.752
3 -	6:12.116	225.0	45.244	193.5	38.158	X:00.000	10 -	33.928	230.2	42.198	194.9	35.396	1:51.522
4 -	34.708	228.3	43.259	195.2	36.169	1:54.136	11 -	33.527	230.2	41.843	196.0	34.917	1:50.287
5 -	34.497	227.8	43.334	196.0	35.598	1:53.429	12 -	33.172	230.2	42.455	196.0	35.105	1:50.732
6 -	33.669	230.7	42.960	193.5	35.647	1:52.276	13 -	33.353	231.2	42.220	195.6	35.915	1:51.488
7 -	35.301	230.7	43.593	193.5	38.014	1:56.908P	14 -	33.319	232.7	42.628	193.8	35.408	1:51.355
7 Villalba/Gutierrez				Mosler MT900R				GTA					
1 - X:00.000	166.1	54.222	96.6	42.704	X:00.000	12 -	2:18.153	230.7	45.314	192.1	38.307	3:41.774	
2 -	37.555	204.9	46.059	195.6	37.289	2:00.903	13 -	35.427	235.8	44.605	186.2	37.362	1:57.394
3 -	34.367	236.8	41.922	201.4	35.377	1:51.666	14 -	34.493	234.7	44.198	198.5	36.312	1:55.003
4 -	33.131	231.7	41.077	202.2	34.558	1:48.766	15 -	35.682	222.6	43.834	200.0	36.095	1:55.611
5 -	32.873	239.4	42.004	198.5	34.539	1:49.416	16 -	34.131	236.3	43.285	196.7	36.334	1:53.750
6 -	32.810	237.8	40.921	203.3	33.896	1:47.627	17 -	36.276	230.2	44.049	194.9	36.968	1:57.293
7 -	32.669	240.5	40.875	203.0	38.106	1:51.650P	18 -	34.267	237.8	42.996	199.6	35.857	1:53.120
8 -	2:46.081	187.8	50.263	174.4	43.806	4:20.150	19 -	34.204	237.3	42.807	201.8	35.789	1:52.800
9 -	38.874	217.3	46.454	182.1	41.383	2:06.711	20 -	34.233	229.2	42.471	202.6	35.676	1:52.380
10 -	36.369	217.3	45.332	190.1	38.538	2:00.239	21 -	34.059	237.8	42.150	202.2	35.152	1:51.361
11 -	34.889	235.8	55.351	121.4	47.874	2:18.114P							
8 Merino/Jourdain				Porsche GT3 RSR				GTA					
1 - X:00.000	185.5	50.555	166.9	40.920	X:00.000	11 -	34.033	247.1	41.315	203.7	35.091	1:50.439	
2 -	36.158	231.7	44.492	188.1	37.935	1:58.585	12 -	32.565	246.0	41.199	197.8	34.886	1:48.650
3 -	33.786	236.3	42.721	197.8	35.986	1:52.493	13 -	33.299	247.1	43.207	197.4	41.286	1:57.792P
4 -	34.213	239.4	41.704	201.1	33.797	1:49.714	14 -	3:54.771	180.9	51.100	162.4	42.494	X:00.000
5 -	35.621	241.0	41.526	201.8	34.971	1:52.118	15 -	37.277	218.1	46.857	195.2	37.842	2:01.976
6 -	33.032	231.2	42.041	202.2	34.598	1:49.671	16 -	37.018	220.4	44.414	191.8	38.499	1:59.931
7 -	32.772	243.2	41.190	203.0	40.250	1:54.212P	17 -	35.614	240.0	44.027	190.1	37.860	1:57.501
8 -	3:55.177	240.5	40.130	203.7	2:55.755	X:00.000	18 -	34.882	234.7	44.357	153.4	37.898	1:57.137
9 -	32.589	244.8	41.022	203.0	34.686	1:48.297	19 -	34.732	235.2	43.938	198.5	37.098	1:55.768
10 -	32.427	238.4	43.880	203.0	35.665	1:51.972							

Weather/Track: Cloudy 16°/Dry 17 °

www.mstworld.com

Page 2 of 8

Magny-Cours
Circuit Length = 4.4110 km.
Start: 14:11 End: 14:56

Printed - 15:01 Friday, 28 April 2006

International GT Open

FREE PRACTICE 1 - SECTOR ANALYSIS

(contd.)

10 Giao/Amorin				Seat Cupra GT				GTA
1 -			X:00.000	10 -			1:50.439	
2 -			2:02.378	11 -			1:57.375P	
3 -			1:53.746	12 -			X:00.000	
4 -			1:51.976	13 -			1:48.943	
5 -			1:50.765	14 -			1:48.188	
6 -			1:58.338P	15 -			1:49.596	
7 -			X:00.000	16 -			1:47.655	
8 -			1:50.598	17 -			1:53.970P	
9 -			1:51.123					

11 Vivancos/Vinyes				Seat Cupra GT				GTA			
1 - X:00.000	157.8	55.611	123.5	49.753	X:00.000	9 - 33.430	234.7	41.501	199.2	34.490	1:49.421
2 - 40.249	184.6	44.902	178.8	41.125	2:06.276	10 - 33.797	236.8	41.461	199.6	38.380	1:53.638P
3 - 35.023	195.2	45.437	193.5	36.811	1:57.271	11 - 7:02.470	187.5	47.980	185.2	39.950	X:00.000
4 - 33.539	219.5	43.985	167.1	45.689	2:03.213P	12 - 35.929	231.2	46.803	195.2	37.174	1:59.906
5 - 7:00.072	224.0	42.858	198.5	35.111	X:00.000	13 - 35.298	232.7	45.044	197.8	37.948	1:58.290
6 - 33.324	234.2	42.021	199.2	34.758	1:50.103	14 - 35.753	229.2	44.902	196.7	37.093	1:57.748
7 - 33.364	234.7	42.104	198.5	35.059	1:50.527	15 - 35.164	231.7	44.069	196.0	36.589	1:55.822
8 - 37.846	234.2	41.948	199.6	34.913	1:54.707	16 - 34.812	231.2	43.807	196.0	37.093	1:55.712

17 Roda/Mowlem				Porsche GT3 RSR				GTA			
1 -				X:00.000	12 - 33.130	238.9	42.149	201.8	38.569	1:53.848P	
2 -		1:24.912	164.1	2:03.962	13 - 3:11.499	226.4	44.824	188.4	37.500	4:33.823	
3 - 40.375	187.8	46.555	191.1	41.411	2:08.341P	14 - 34.342	239.4	43.152	200.0	35.996	1:53.490
4 - 3:42.918	215.5	44.895	193.5	35.847	X:00.000	15 - 34.639	240.5	42.372	193.8	37.311	1:54.322
5 - 33.435	234.2	43.024	199.6	36.222	1:52.681	16 - 32.853	242.1	41.838	203.7	34.703	1:49.394
6 - 33.391	237.3	42.700	200.7	35.383	1:51.474	17 - 33.223	244.3	44.308	204.5	36.107	1:53.638
7 - 33.055	240.0	41.680	201.1	37.809	1:52.544	18 - 34.042	234.7	42.902	204.5	34.733	1:51.677
8 - 32.873	241.0	42.426	199.6	35.286	1:50.585	19 - 32.960	243.7	41.745	204.1	34.720	1:49.425
9 - 32.939	242.1	41.892	201.4	35.008	1:49.839	20 - 32.700	246.0	41.693	204.5	35.440	1:49.833
10 - 32.841	223.6	42.094	200.3	34.695	1:49.630	21 - 32.882	244.3	41.580	203.0	34.924	1:49.386
11 - 35.338	241.6	42.097	203.7	34.774	1:52.209						

Weather/Track: Cloudy 16°/Dry 17 °

www.mstworld.com

Page 3 of 8

Magny-Cours
 Circuit Length = 4.4110 km.
 Start: 14:11 End: 14:56
 Printed - 15:01 Friday, 28 April 2006

International GT Open

FREE PRACTICE 1 - SECTOR ANALYSIS

(contd.)

18 Caternet/Bourdais				Porsche GT3 RSR				GTA
1 -			X:00.000P	11 - 34.011 233.7	42.481 200.7	37.285	1:53.777	
2 -			4:34.950	12 - 33.921 241.6	42.614 197.4	36.663	1:53.198	
3 -			2:05.754	13 - 37.349 236.8	42.903 195.2	37.180	1:57.432	
4 -			2:02.973	14 - 34.182 236.3	43.269 200.7	36.977	1:54.428	
5 -			2:01.598	15 - 33.943 239.4	43.256 189.4	37.672	1:54.871	
6 -			2:06.893	16 - 33.868 241.0	43.960 198.5	37.273	1:55.101	
7 - 39.743 188.4	47.903 167.7	45.717	2:13.363P	17 - 33.702 240.5	42.426 202.6	36.715	1:52.843	
8 - 5:01.352 166.4	49.454 184.9	42.677	X:00.000	18 - 33.817 237.8	42.805 199.6	36.789	1:53.411	
9 - 36.021 220.8	44.394 192.5	37.989	1:58.404	19 - 33.622 241.6	42.503 203.0	36.662	1:52.787	
10 - 34.436 234.7	42.989 195.6	37.521	1:54.946					
20 Ruberti/Cressoni				Ferrari 360 Modena GTC				GTA
1 - X:00.000 149.7	50.820 185.5	39.304	X:00.000	11 - 32.519 241.6	43.347 202.2	34.693	1:50.559	
2 - 33.785 225.4	42.806 202.2	35.326	1:51.917	12 - 33.190 241.0	41.016 204.1	33.928	1:48.134	
3 - 32.122 240.5	40.529 203.7	37.547	1:50.198P	13 - 36.104 224.5	41.636 201.1	34.076	1:51.816	
4 - 3:52.175 238.9	41.028 201.4	33.769	X:00.000	14 - 34.364 238.4	40.984 203.3	35.437	1:50.785	
5 - 31.671 240.0	39.868 203.7	32.882	1:44.421	15 - 32.042 242.1	41.529 196.7	36.103	1:49.674	
6 - 31.491 240.5	39.756 203.7	33.081	1:44.328	16 - 32.255 242.6	42.674 202.6	34.883	1:49.812	
7 - 31.510 241.6	40.054 203.7	33.150	1:44.714	17 - 32.125 241.6	40.926 201.8	34.414	1:47.465	
8 - 37.507 238.4	41.209 203.3	37.071	1:55.787P	18 - 32.163 241.6	40.918 203.3	34.092	1:47.173	
9 - 6:23.179 202.2	45.090 184.3	37.408	X:00.000	19 - 32.545 238.9	44.100 181.8	45.768	2:02.413P	
10 - 33.558 238.4	42.534 201.4	35.487	1:51.579					
23 Malucelli/Zani				Aston Martin DBRS9				GTS
1 - X:00.000 170.8	50.501 161.6	40.815	X:00.000	5 - 32.620 237.8	42.506 178.2	40.061	1:55.187P	
2 - 35.381 228.3	43.611 193.5	36.375	1:55.367	6 - 3:43.816 230.2	42.180 199.2	35.945	X:00.000	
3 - 33.784 210.9	42.657 198.5	35.252	1:51.693	7 - 32.995 237.8	44.723 195.2	36.899	1:54.617	
4 - 32.648 234.2	41.654 198.8	34.936	1:49.238	8 - 48.820 141.3	50.480 148.3	43.852	2:23.152P	
24 Groppi/Seiler				Aston Martin DBRS9				GTS
1 - X:00.000 167.1	53.399 149.1	46.062	X:00.000	9 - 4:36.654 231.2	47.361 197.4	38.826	X:00.000	
2 - 36.429 210.1	44.563 194.2	39.955	2:00.947	10 - 34.602 225.4	44.272 191.4	44.795	2:03.669P	
3 - 34.260 232.7	43.144 193.8	44.542	2:01.946P	11 - 7:01.602 225.4	44.131 193.5	49.382	X:00.000	
4 - 4:26.244 194.9	44.168 194.9	37.285	X:00.000	12 - 34.652 236.8	43.535 198.1	37.019	1:55.206	
5 - 33.648 236.8	43.607 196.3	36.165	1:53.420	13 - 34.691 189.8	45.107 199.2	38.298	1:58.096	
6 - 33.414 234.7	42.696 197.8	35.839	1:51.949	14 - 34.262 235.2	44.291 197.0	37.184	1:55.737	
7 - 33.319 237.3	42.180 200.0	35.326	1:50.825	15 - 34.345 232.2	45.811 199.2	38.279	1:58.435	
8 - 33.685 236.8	42.202 197.0	43.499	1:59.386P	16 - 34.370 235.8	43.872 194.2	40.436	1:58.678P	

Weather/Track: Cloudy 16°/Dry 17°

www.mstworld.com

Page 4 of 8

Magny-Cours
Circuit Length = 4.4110 km.
Start: 14:11 End: 14:56

Printed - 15:01 Friday, 28 April 2006

International GT Open

FREE PRACTICE 1 - SECTOR ANALYSIS

(contd.)

27		Zonca/Belicchi				Dodge Viper GT3				GTS			
1	X:00.000	165.6	53.199	159.7	49.894	X:00.000	8	32.054	247.7	40.139	202.6	34.342	1:46.535
2	5:09.337	204.1	45.972	176.4	36.047	X:00.000	9	31.916	250.0	42.713	195.6	34.187	1:48.816
3	34.297	234.2	42.634	196.7	34.623	1:51.554	10	31.824	250.0	40.293	203.0	36.713	1:48.830P
4	32.768	237.8	40.974	204.5	33.903	1:47.645	11	7:44.380	243.7	40.804	201.1	34.127	X:00.000
5	32.206	247.1	41.429	204.1	33.717	1:47.352	12	31.759	249.4	40.189	203.0	33.386	1:45.334
6	32.109	248.8	40.482	201.4	36.363	1:48.954P	13	32.899	246.0	40.886	201.1	37.738	1:51.523P
7	9:42.498	230.7	41.504	198.8	34.194	X:00.000							

28		Maddalena/Peroni				Dodge Viper GT3				GTS			
1					X:00.000P	4							1:54.472
2					X:00.000	5							1:52.495
3					1:55.147								

29		Perazzini/Cioci				Dodge Viper GT3				GTB			
1	X:00.000	158.8	53.787	156.0	49.806	X:00.000P	7	5:56.307	232.2	42.012	202.6	35.989	X:00.000
2	3:03.815	186.8	45.108	194.9	35.973	4:24.896	8	32.387	247.7	41.572	204.1	34.850	1:48.809
3	34.724	231.7	42.647	201.4	35.290	1:52.661	9	31.937	249.4	40.942	207.6	34.340	1:47.219
4	33.594	234.7	42.369	201.4	34.368	1:50.331	10	32.677	248.2	42.331	203.7	36.788	1:51.796P
5	33.008	244.3	41.819	203.7	34.369	1:49.196	11	9:27.737	175.6	48.121	194.5	38.761	X:00.000
6	34.495	244.8	41.989	204.1	36.297	1:52.781P							

31		Pla/Medard				Porsche 996 Cup				GTB			
1	X:00.000	140.8	53.252	172.5	41.951	X:00.000	11	35.367	173.6	45.241	188.8	40.477	2:01.085P
2	37.328	216.4	46.080	186.2	38.141	2:01.549	12	3:16.355	229.2	44.196	189.8	38.029	4:38.580
3	35.980	228.3	44.528	188.4	36.784	1:57.292	13	34.782	229.2	42.776	190.8	36.037	1:53.595
4	35.337	226.8	44.361	191.1	36.994	1:56.692	14	34.197	230.7	42.673	189.4	36.467	1:53.337
5	36.707	229.2	44.047	190.8	36.338	1:57.092	15	34.654	228.8	42.737	190.4	35.729	1:53.120
6	35.107	228.8	44.582	189.4	38.402	1:58.091	16	34.237	229.7	42.287	191.8	36.244	1:52.768
7	35.391	228.3			1:24.188	1:59.579P	17	34.291	230.2	42.363	192.7	35.565	1:52.219
8	2:24.764	189.1	46.807	181.2	36.899	3:48.470	18	34.159	209.7	45.729	185.8	43.353	2:03.241P
9	35.413	227.8	44.174	184.3	36.330	1:55.917	19	2:13.128	229.7	43.546	188.4	35.563	3:32.237
10	35.082	228.8	43.510	188.8	36.476	1:55.068	20	33.988	231.2	42.137	190.8	35.251	1:51.376

Weather/Track: Cloudy 16°/Dry 17 °

www.mstworld.com

Page 5 of 8

Magny-Cours
 Circuit Length = 4.4110 km.
 Start: 14:11 End: 14:56
 Printed - 15:01 Friday, 28 April 2006

International GT Open

FREE PRACTICE 1 - SECTOR ANALYSIS

(contd.)

33 Cutrera/Giudici				Ferrari 360 Challenge				GTB			
1 - X:00.000	175.8	52.120	159.5	43.365	X:00.000	11 - 36.041	225.0	44.849	185.2	37.359	1:58.249
2 - 41.146	184.3	48.632	174.7	40.214	2:09.992	12 - 35.207	230.7	44.563	185.8	36.689	1:56.459
3 - 37.091	219.0	45.142	185.8	36.881	1:59.114	13 - 35.195	229.2	45.151	184.3	36.090	1:56.436
4 - 35.219	227.3	43.830	185.8	36.613	1:55.662	14 - 35.678	227.8	43.772	184.9	36.019	1:55.469
5 - 35.151	228.8	44.161	185.8	36.513	1:55.825	15 - 35.042	230.7	43.449	187.1	35.814	1:54.305
6 - 36.876	228.8	45.188	186.2	36.483	1:58.547	16 - 41.343	169.8	57.850	135.1	45.857	2:25.050P
7 - 35.567	225.4	44.940	186.8	36.364	1:56.871	17 - 4:41.579	163.6	48.228	187.8	38.224	X:00.000
8 - 35.162	228.3	45.004	186.2	36.165	1:56.331	18 - 34.565	232.2	43.619	188.4	35.740	1:53.924
9 - 35.012	230.2	44.749	186.2	43.286	2:03.047P	19 - 34.515	232.2	43.960	188.4	35.756	1:54.231
10 - 2:38.857	204.1	1:01.959	165.3	38.958	4:19.774	20 - 34.082	232.2	44.295	187.5	35.675	1:54.052

35 Arlotti/Gini				Ferrari 360 Challenge				GTB			
1 - X:00.000	155.1	1:16.528	132.1	53.023	X:00.000	11 - 1:52.181	211.3	44.096	187.1	36.025	3:12.302
2 - 41.875	200.7	52.468	175.6	42.999	2:17.342	12 - 34.996	231.7	43.346	187.8	36.158	1:54.500
3 - 38.827	224.5	48.636	185.8	41.769	2:09.232	13 - 36.731	223.6	43.915	186.5	36.085	1:56.731
4 - 38.270	225.0	48.593	186.2	39.905	2:06.768	14 - 35.310	223.1	45.341	186.5	36.458	1:57.109
5 - 38.005	226.4	48.303	185.8	39.226	2:05.534	15 - 35.124	230.2	43.956	189.1	36.879	1:55.959
6 - 38.087	225.4	47.406	185.5	38.787	2:04.280	16 - 34.548	225.4	43.690	189.4	36.074	1:54.312
7 - 37.818	228.8	46.860	186.2	41.925	2:06.603P	17 - 34.568	230.2	43.423	187.1	35.801	1:53.792
8 - 2:47.595	214.2	45.443	183.6	38.677	4:11.715	18 - 34.619	231.7	42.735	188.4	1:19.206	2:36.560
9 - 37.620	216.8	44.208	187.5	37.739	1:59.567	19 - 40.156	205.3	45.905	183.3	45.274	2:11.335P
10 - 35.742	217.7	1:54.371	126.1	44.110	3:14.223P						

36 Guidi/Bartyan				Ferrari 430 GT2				GTA			
1 - X:00.000	176.7	47.580	194.2	36.565	X:00.000	10 - 32.035	240.0	39.717	204.5	33.913	1:45.665
2 - 33.715	236.3	42.191	199.6	36.980	1:52.886P	11 - 31.914	241.6	41.681	202.2	34.787	1:48.382P
3 - 3:53.637	163.3	43.128	200.7	36.381	X:00.000P	12 - 2:43.841	235.2	42.225	204.5	34.113	4:00.179
4 - 3:19.729	226.8	42.147	201.8	33.885	4:35.761	13 - 32.889	242.1	39.921	205.3	33.907	1:46.717
5 - 32.489	238.4	40.400	201.8	33.563	1:46.452	14 - 31.509	242.1	39.310	205.7	32.529	1:43.348
6 - 31.840	240.5	39.955	203.7	33.204	1:44.999	15 - 31.229	238.9	40.752	206.5	33.004	1:44.985
7 - 32.518	241.6	41.179	203.0	33.647	1:47.344	16 - 31.440	242.6	39.122	206.1	33.762	1:44.324
8 - 32.189	241.0	39.837	203.0	34.170	1:46.196P	17 - 31.307	242.6	39.438	206.5	33.533	1:44.278
9 - 6:04.981	241.0	40.611	203.3	34.398	X:00.000	18 - 31.438	241.6	39.721	206.1	34.083	1:45.242

37 Tedoldi/Giannoccaro				Ferrari 360 Modena				GTA			
1 - X:00.000	176.1	51.430	138.6	1:54.355	X:00.000	4 - 34.911	234.2	44.127	199.6	40.225	1:59.263
2 - 37.443	232.7	46.634	191.8	37.377	2:01.454	5 - 39.854	235.2	53.029	160.7	43.229	2:16.112P
3 - 35.619	215.1	45.337	195.2	37.687	1:58.643	6 - X:00.000	233.2	54.454	177.6	47.433	X:00.000P

Weather/Track: Cloudy 16°/Dry 17°

www.mstworld.com

Page 6 of 8

Magny-Cours
 Circuit Length = 4.4110 km.
 Start: 14:11 End: 14:56
 Printed - 15:01 Friday, 28 April 2006

International GT Open

FREE PRACTICE 1 - SECTOR ANALYSIS

(contd.)

43		Zoest/Santos				Ferrari 430 Challenge				GTB		
1	X:00.000	191.4	50.090	187.1	40.826	X:00.000	11 - 35.232	242.6	46.710	198.5	38.883	2:00.825P
2	35.971	241.6	43.840	199.2	37.131	1:56.942	12 - 6:06.847	219.0	49.101	184.9	42.566	X:00.000
3	35.410	242.1	44.989	197.4	37.230	1:57.629	13 - 36.674	235.2	46.603	192.8	38.442	2:01.719
4	35.073	240.0	43.306	198.8	37.664	1:56.043	14 - 35.767	239.4	45.673	194.9	36.996	1:58.436
5	37.244	238.4	43.353	199.2	36.772	1:57.369	15 - 36.153	197.4	46.790	194.2	37.579	2:00.522
6	35.386	228.3	43.435	198.8	37.246	1:56.067	16 - 35.966	237.8	45.525	195.6	39.319	2:00.810
7	35.009	241.6	42.383	200.3	35.687	1:53.079	17 - 37.993	230.7	45.979	193.5	42.582	2:06.554
8	35.980	239.4	42.895	199.6	36.140	1:55.015	18 - 36.132	240.0	44.810	196.3	37.439	1:58.381
9	35.971	218.1	43.312	197.4	36.392	1:55.675	19 - 35.301	236.8	51.392	187.8	41.698	2:08.391P
10	34.703	242.1	42.203	201.1	35.823	1:52.729						

44		Farait/Michali				Lamborghini Diablo				GTB		
1						X:00.000	11 - 41.427	211.7	49.498	175.3	43.242	2:14.167
2						2:11.888	12 - 38.874	216.8	47.472	179.4	41.971	2:08.317
3						2:09.599P	13 - 38.557	227.3	46.628	185.5	40.766	2:05.951
4						2:50.644	14 - 39.495	224.0	46.672	184.9	40.294	2:06.461
5						1:58.737	15 - 38.440	235.8	46.142	191.1	41.779	2:06.361
6						1:58.015	16 - 37.676	210.9	46.546	184.3	39.326	2:03.548
7						2:01.986P	17 - 36.135	238.4	45.611	187.8	39.056	2:00.802
8	3:25.835	172.8	54.024	160.4	44.525	X:00.000	18 - 37.005	240.0	44.879	192.1	40.365	2:02.249
9	43.084	187.8	49.621	176.4	43.769	2:16.474	19 - 36.815	235.2	44.699	193.5	38.899	2:00.413
10	40.770	213.4	48.286	176.4	42.312	2:11.368	20 - 36.059	237.3	45.355	184.9	38.773	2:00.187

Weather/Track: Cloudy 16°/Dry 17 °

www.mstworld.com

Page 8 of 8

Magny-Cours
 Circuit Length = 4.4110 km.
 Start: 14:11 End: 14:56
 Printed - 15:01 Friday, 28 April 2006

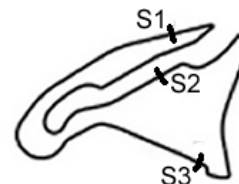
International GT Open

Free Practice 1 - Best Sector Speeds Report

SECTOR 1				SECTOR 2				SECTOR 3				
POS	NO	NAME	SPEED	LAP	NO	NAME	SPEED	LAP	NO	NAME	SPEED	LAP
1	27	ZONCA	250.0	9	29	PERAZZINI	207.6	9				
2	29	PERAZZINI	249.4	9	36	GUIDI	206.5	15				
3	8	MERINO	247.1	11	4	MONTERMINI	205.3	8				
4	17	RODA	246.0	20	2	GUERRERO	204.5	6				
5	20	RUBERTI	242.6	16	17	RODA	204.5	17				
6	36	GUIDI	242.6	16	27	ZONCA	204.5	4				
7	41	DIAZ	242.6	13	20	RUBERTI	204.1	12				
8	43	ZOEST	242.6	11	5	SUNDBERG	203.7	1				
9	2	GUERRERO	242.1	14	8	MERINO	203.7	8				
10	4	MONTERMINI	241.6	5	7	VILLALBA	203.3	6				
11	18	CATERNET	241.6	12	18	CATERNET	203.0	19				
12	5	SUNDBERG	241.0	2	43	ZOEST	201.1	10				
13	7	VILLALBA	240.5	7	24	GROPPI	200.0	7				
14	44	FARAIT	240.0	18	41	DIAZ	200.0	11				
15	23	MALUCELLI	237.8	5	11	VIVANCOS	199.6	8				
16	24	GROPPI	237.3	7	37	TEDOLDI	199.6	4				
17	11	VIVANCOS	236.8	10	23	MALUCELLI	199.2	6				
18	37	TEDOLDI	235.2	5	6	LIGONNET	196.0	5				
19	6	LIGONNET	232.7	14	44	FARAIT	193.5	19				
20	33	CUTRERA	232.2	18	31	PLA	192.1	17				
21	35	ARLOTTI	231.7	12	35	ARLOTTI	189.4	16				
22	31	PLA	231.2	20	33	CUTRERA	188.4	18				
23	39	SLOOT	206.1	11	39	SLOOT	173.9	12				



Weather/Track: Cloud 16°/Dry 17°



Circuit Length - 4.4110 kilometres
Circuit de Nevers
Magny Cours

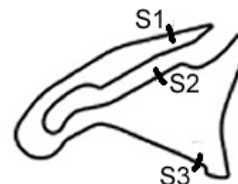
International GT Open Free Practice 1 - Best Sector Times Report

POS	NO	SECTOR 1		SECTOR 2		SECTOR 3		IDEAL/BEST LAP COMPARISON							
		TIME	LAP	NO	TIME	LAP	NO	TIME	LAP	NO	NAME	IDEAL	BEST	LAP	DIFF
1	36	31.229	15	36	39.122	16	36	32.529	14	36	GUIDI	1:42.880	1:43.348	14	+ 0.468
2	20	31.491	6	20	39.756	6	20	32.882	5	20	RUBERTI	1:44.129	1:44.328	6	+ 0.199
3	4	31.617	9	4	39.959	9	4	33.252	7	4	MONTERMI	1:44.828	1:45.051	7	+ 0.223
4	27	31.759	12	8	40.130	8	27	33.386	12	27	ZONCA	1:45.284	1:45.334	12	+ 0.050
5	29	31.937	9	27	40.139	8	8	33.797	4	8	MERINO	1:46.354	1:48.297	9	+ 1.943
6	8	32.427	10	7	40.875	7	7	33.896	6	29	PERAZZINI	1:47.219	1:47.219	9	+ 0.000
7	2	32.486	15	29	40.942	9	2	34.114	7	7	VILLALBA	1:47.440	1:47.627	6	+ 0.187
8	5	32.557	18	2	41.063	13	29	34.340	9	2	GUERRERO	1:47.663	1:48.359	12	+ 0.696
9	23	32.620	5	11	41.461	10	11	34.490	9	17	RODA	1:48.975	1:49.386	21	+ 0.411
10	7	32.669	7	17	41.580	21	5	34.646	17	23	MALUCELLI	1:49.210	1:49.238	4	+ 0.028
11	17	32.700	20	23	41.654	4	17	34.695	10	11	VIVANCOS	1:49.275	1:49.421	9	+ 0.146
12	6	33.172	12	6	41.843	11	6	34.917	11	5	SUNDBERG	1:49.387	1:45.462	5	+ 3.925
13	24	33.319	7	31	42.137	20	23	34.936	4	6	LIGONNET	1:49.932	1:50.287	11	+ 0.355
14	11	33.324	6	24	42.180	7	31	35.251	20	24	GROPPI	1:50.825	1:50.825	7	+ 0.000
15	18	33.622	19	5	42.184	1	24	35.326	7	31	PLA	1:51.376	1:51.376	20	+ 0.000
16	31	33.988	20	43	42.203	10	33	35.675	20	43	ZOEST	1:52.593	1:52.729	10	+ 0.136
17	33	34.082	20	18	42.426	17	43	35.687	7	18	CATERNET	1:52.710	1:52.787	19	+ 0.077
18	41	34.535	7	41	42.718	16	35	35.801	17	41	DIAZ	1:53.082	1:53.175	16	+ 0.093
19	35	34.548	16	35	42.735	18	41	35.829	16	35	ARLOTTI	1:53.084	1:53.792	17	+ 0.708
20	43	34.703	10	33	43.449	15	18	36.662	19	33	CUTRERA	1:53.206	1:53.924	18	+ 0.718
21	37	34.911	4	37	44.127	4	37	37.377	2	37	TEDOLDI	1:56.415	1:58.643	3	+ 2.228
22	44	36.059	20	44	44.699	19	44	38.773	20	44	FARAIT	1:59.531	1:58.015	6	+ 1.516
23	39	37.551	19	39	48.126	13	39	38.954	19	39	SLOOT	2:04.631	2:05.117	19	+ 0.486

'Perfect Lap' - 1:42.880



Weather/Track: Cloud 16°/Dry 17°



Circuit Length - 4.4110 kilometres
Circuit de Nevers
Magny Cours

Printed at 15:03, Friday, 28 April, 2006

© MST Systems Ltd, 2005 (www.mstworld.com)

Page 1

International GT Open FREE PRACTICE 2

POS	NO	CL	DRIVERS	CAR	TIME	LAPS	GAP	KPH
1	20	GTA	Ruberti/Cressoni	Ferrari 360 Modena GTC	1:44.310	20		152.23
2	36	GTA	Guidi/Bartyan	Ferrari 430 GT2	1:44.948	20	0.638	151.30
3	5	GTA	Sundberg/Romero	Ferrari 430 GT2	1:45.334	20	1.024	150.75
4	2	GTA	Guerrero/Aicart	Mosler MT900R	1:45.471	18	1.161	150.55
5	4	GTA	Montermini/Bastos	Ferrari 360 Modena	1:45.616	20	1.306	150.35
6	17	GTA	Roda/Mowlem	Porsche GT3 RSR	1:45.990	15	1.680	149.82
7	27	GTS	Zonca/Belicchi	Dodge Viper GT3	1:46.115	17	1.805	149.64
8	10	GTA	Giao/Amorin	Seat Cupra GT	1:46.319	15	2.009	149.35
9	7	GTA	Villalba/Gutierrez	Mosler MT900R	1:47.037	18	2.727	148.35
10	8	GTA	Merino/Jourdain	Porsche GT3 RSR	1:47.930	17	3.620	147.12
11	37	GTA	Tedoldi/Giannoccaro	Ferrari 360 Modena	1:48.549	17	4.239	146.29
12	23	GTS	Malucelli/Zani	Aston Martin DBRS9	1:49.050	18	4.740	145.61
13	41	GTB	Diaz/Villa	Ferrari 430 Challenge	1:49.991	18	5.681	144.37
14	24	GTS	Groppi/Seiler	Aston Martin DBRS9	1:50.308	18	5.998	143.95
15	29	GTS	Perazzini/Cioci	Dodge Viper GT3	1:50.628	16	6.318	143.54
16	31	GTB	Pla/Medard	Porsche 996 Cup	1:50.911	19	6.601	143.17
17	33	GTB	Cutrer/Giudici	Ferrari 360 Challenge	1:52.518	10	8.208	141.12
18	18	GTA	Caternet/Bourdais	Porsche GT3 RSR	1:53.200	15	8.890	140.27
19	35	GTB	Arlotti/Gini	Ferrari 360 Challenge	1:53.511	16	9.201	139.89
20	43	GTB	Zoest/Santos	Ferrari 430 Challenge	1:53.540	16	9.230	139.85
21	42	GTB	Robert/Villacieros	Ferrari 430 Challenge	1:53.866	17	9.556	139.45
22	44	GTB	Farait/Michali	Lamborghini Diablo	1:54.833	19	10.523	138.28
23	11	GTA	Vivancos/Vinyes	Seat Cupra GT	1:59.566	2	15.256	132.81
24	39	GTB	Sloot/De Castro	Marcos Mantis	2:01.236	16	16.926	130.98
25	6	GTA	Ligonnet/Severin	Seat Cupra GT2	2:05.061	4	20.751	126.97

Weather/Track: Cloud 16 °/Dry 18°

Magny-Cours
Circuit Length = 4.4110 km.
Start: 17:00 End: 17:45

Race Director:	Steward:	Timekeeper:
----------------	----------	-------------

International GT Open

FREE PRACTICE 2 - SECTOR ANALYSIS

2	Guerrero/Aicart				Mosler MT900R				GTA			
1	X:00.000	141.5	53.965	188.4	40.267	X:00.000	10 - 32.482	241.0	47.148	193.2	37.385	1:57.015P
2	- 37.576	198.8	45.107	197.4	35.596	1:58.279	11 - 2:39.866	241.0	40.323	207.2	35.597	3:55.786
3	- 32.998	239.4	41.839	199.6	34.053	1:48.890	12 - 32.182	244.8	40.131	206.5	33.809	1:46.122
4	- 32.293	240.5	40.937	203.3	34.341	1:47.571	13 - 31.720	244.3	40.279	204.1	33.951	1:45.950
5	- 32.319	217.7	50.378	196.3	39.013	2:01.710P	14 - 31.832	243.2	40.190	203.7	33.449	1:45.471
6	- 4:26.360	198.5	45.206	194.2	47.289	X:00.000P	15 - 31.897	243.7	39.856	206.1	33.738	1:45.491
7	- 5:14.038	213.4	42.549	199.6	34.568	X:00.000	16 - 31.878	244.3	40.574	205.3	1:54.738	3:07.190
8	- 32.163	241.6	40.645	201.4	35.320	1:48.128	17 - 32.379	243.2	40.591	204.1	33.914	1:46.884
9	- 32.290	241.6	40.802	204.1	35.401	1:48.493	18 - 32.623	241.6	40.201	205.7	33.864	1:46.688
4	Montermini/Bastos				Ferrari 360 Modena				GTA			
1	X:00.000	233.2	43.695	200.3	35.192	X:00.000	11 - 33.288	239.4	41.537	203.3	35.246	1:50.071
2	- 32.400	240.0	40.279	206.1	33.949	1:46.628	12 - 33.063	240.5	40.844	203.0	34.693	1:48.600
3	- 31.597	241.6	39.900	205.3	34.119	1:45.616	13 - 33.096	238.9	41.498	202.6	34.862	1:49.456
4	- 32.028	239.4	40.069	205.3	34.104	1:46.201	14 - 32.889	241.0	40.668	203.0	35.173	1:48.730
5	- 31.477	240.0	40.039	207.6	36.104	1:47.620	15 - 32.917	240.5	42.044	201.4	34.828	1:49.789
6	- 31.367	240.0	39.978	206.5	34.333	1:45.678	16 - 32.744	240.0	40.733	203.3	35.184	1:48.661
7	- 32.133	241.0	40.943	205.7	38.221	1:51.297P	17 - 33.445	232.2	41.939	200.3	35.706	1:51.090
8	- 8:37.095	170.8	55.128	150.8	43.459	X:00.000	18 - 32.707	241.0	40.673	201.8	34.521	1:47.901
9	- 38.096	226.8	44.456	198.5	36.766	1:59.318	19 - 32.785	239.4	41.381	201.8	48.959	2:03.125
10	- 34.841	229.2	45.175	197.8	36.371	1:56.387	20 - 35.079	222.6	47.915	202.2	34.359	1:57.353
5	Sundberg/Romero				Ferrari 430 GT2				GTA			
1	X:00.000	151.0	51.905	190.8	38.821	X:00.000	11 - 34.358	237.8	42.219	203.3	34.966	1:51.543
2	- 35.937	226.4	43.497	202.6	37.047	1:56.481	12 - 32.491	241.0	41.279	203.7	34.819	1:48.589
3	- 33.240	224.0	44.018	200.0	34.349	1:51.607	13 - 32.777	241.0	41.449	203.3	35.079	1:49.305
4	- 31.823	241.0	40.632	203.7	33.675	1:46.130	14 - 32.676	240.5	41.583	203.0	42.645	1:56.904
5	- 31.985	240.0	40.445	204.5	33.200	1:45.630	15 - 32.861	238.4	41.718	201.8	35.853	1:50.432
6	- 31.294	242.1	40.391	204.1	33.649	1:45.334	16 - 32.332	241.0	41.021	203.0	34.583	1:47.936
7	- 31.256	240.5	40.018	203.0	36.902	1:48.176P	17 - 32.260	241.6	41.083	202.6	37.425	1:50.768
8	- 7:59.927	224.5	45.384	200.3	36.488	X:00.000	18 - 33.804	241.0	41.162	194.2	35.806	1:50.772
9	- 33.268	240.0	42.912	203.0	36.635	1:52.815	19 - 32.438	239.4	41.119	203.3	37.261	1:50.818
10	- 32.849	242.1	43.609	203.3	36.406	1:52.864	20 - 32.538	240.0	41.325	202.6	34.347	1:48.210
6	Lignonnet/Severin				Seat Cupra GT2				GTA			
1	X:00.000	153.1	57.747	127.0	48.576	X:00.000	3 - 40.129	201.1	48.363	187.5	43.293	2:11.785
2	- 43.649	206.1	51.200	179.1	51.260	2:26.109	4 - 36.974	219.9	47.399	186.8	40.688	2:05.061

Weather/Track: Cloud 16 °/Dry 18°

www.mstworld.com

Page 1 of 8

Magny-Cours
Circuit Length = 4.4110 km.
Start: 17:00 End: 17:45
Printed - 17:48 Friday, 28 April 2006

International GT Open FREE PRACTICE 2 - SECTOR ANALYSIS

(contd.)

7	Villalba/Gutierrez				Mosler MT900R				GTA				
1	X:00.000	216.4	45.326	197.4	37.408	X:00.000	10 -	32.406	241.0	41.062	204.1	34.049	1:47.517
2	-	33.451	238.4	41.255	204.1	34.635	11 -	32.822	242.6	40.704	205.3	37.513	1:51.039P
3	-	32.512	241.6	40.832	204.1	33.693	12 -	2:05.711	207.2	2:26.790	92.2	39.665	X:00.000
4	-	32.253	241.6	41.189	203.3	34.226	13 -	35.262	236.8	42.804	200.3	36.598	1:54.664
5	-	31.858	242.6	40.770	204.1	35.122	14 -	34.495	235.2	42.536	201.8	35.303	1:52.334
6	-	32.935	243.2	40.778	204.9	34.120	15 -	33.364	240.0	42.317	202.2	35.391	1:51.072
7	-	33.686	241.6	41.554	203.3	34.388	16 -	34.000	239.4	41.921	203.0	35.082	1:51.003
8	-	32.306	240.0	40.729	204.9	43.361	17 -	33.652	220.4	42.805	201.8	35.487	1:51.944
9	-	6:24.064	236.3	40.745	204.9	33.863	18 -	1:10.044	144.3	56.543	132.6	50.935	2:57.522P
8	Merino/Jourdain				Porsche GT3 RSR				GTA				
1	X:00.000	180.6	49.547	181.5	38.478	X:00.000	10 -	32.912	246.0	41.884	201.8	35.367	1:50.163
2	-	36.063	238.9	48.987	191.4	58.691	11 -	32.450	246.5	40.814	204.1	34.826	1:48.090
3	-	38.219	234.2	43.332	197.8	35.693	12 -	32.585	246.0	40.538	204.9	34.807	1:47.930
4	-	33.910	240.5	44.596	194.5	39.856	13 -	32.305	246.0	41.136	204.1	34.627	1:48.068
5	-	5:46.070	213.0	44.554	180.9	47.571	14 -	32.608	242.6	45.996	159.2	38.171	1:56.775
6	-	4:57.592	198.1	46.523	194.5	36.160	15 -	32.612	246.0	41.375	203.7	35.103	1:49.090
7	-	33.647	237.8	43.043	194.2	35.695	16 -	32.108	247.1	44.779	206.1	34.982	1:51.869
8	-	34.491	241.6	1:10.033	192.8	43.486	17 -	32.314	245.4	41.289	204.1	34.806	1:48.409
9	-	3:10.157	243.2	42.825	204.5	36.128							
10	Giao/Amorin				Seat Cupra GT				GTA				
1	X:00.000	188.4	49.910	192.1	39.136	X:00.000	9 -	32.027	235.2	40.324	198.1	33.968	1:46.319
2	-	33.636	234.2	43.270	199.2	35.181	10 -	32.322	236.3	41.388	199.6	34.549	1:48.259
3	-	34.246	235.8	41.863	198.1	34.776	11 -	32.040	235.2	40.251	198.5	34.087	1:46.378
4	-	32.925	235.8	41.886	199.6	35.255	12 -	32.514	232.7	41.526	198.5	36.601	1:50.641P
5	-	32.860	233.7	40.608	198.5	34.456	13 -	3:21.094	231.7	47.284	185.5	36.521	4:44.899
6	-	32.360	234.7	40.506	190.4	47.538	14 -	33.153	231.2	42.815	197.8	35.820	1:51.788
7	-	5:56.304	224.0	44.254	197.8	34.708	15 -	33.137	233.2	1:15.935	87.6	1:12.653	3:01.725P
8	-	33.401	235.2	40.826	198.8	34.506							
11	Vivancos/Vinyes				Seat Cupra GT				GTA				
1	X:00.000	153.8	56.330	172.8	43.402	X:00.000	2 -	37.060	223.1	45.789	197.4	36.717	1:59.566

Weather/Track: Cloud 16 °/Dry 18°

www.mstworld.com

Page 2 of 8

Magny-Cours
Circuit Length = 4.4110 km.
Start: 17:00 End: 17:45
Printed - 17:48 Friday, 28 April 2006

International GT Open

FREE PRACTICE 2 - SECTOR ANALYSIS

(contd.)

17		Roda/Mowlem				Porsche GT3 RSR				GTA				
1	X:00.000	189.1	48.113	183.3	40.128	X:00.000	9 -	32.150	243.2	40.309	205.7	33.537	1:45.990	
2	-	35.253	235.8	42.727	200.7	35.273	1:53.253	10 -	32.120	244.3	40.112	205.7	37.879	1:50.111P
3	-	32.784	242.6	41.509	204.9	34.963	1:49.256	11 -	9:56.322	239.4	40.952	203.7	35.015	X:00.000
4	-	32.799	242.1	41.361	203.7	34.134	1:48.294	12 -	31.978	243.7	40.234	205.3	34.144	1:46.356
5	-	33.162	242.1	43.024	198.1	37.789	1:53.975P	13 -	32.172	243.2	41.162	203.0	35.498	1:48.832P
6	-	1:40.348	214.2	47.269	200.0	43.323	3:10.940	14 -	1:33.500	233.2	41.456	203.0	35.406	2:50.362
7	-	34.604	237.3	41.155	161.9	51.001	2:06.760P	15 -	32.687	240.5	41.134	204.1	34.554	1:48.375
8	-	5:38.537	226.8	41.488	203.7	34.370	X:00.000							
18		Caternet/Bourdais				Porsche GT3 RSR				GTA				
1	X:00.000	182.4	47.572	184.3	38.705	X:00.000	9 -	1:16.777	146.1	51.851	164.8	43.770	2:52.398P	
2	-	37.636	197.4	46.461	195.6	37.614	2:01.711	10 -	4:37.843	192.5	45.144	133.0	38.335	X:00.000
3	-	34.610	236.3	42.205	201.4	36.385	1:53.200	11 -	33.989	232.2	43.463	202.6	37.355	1:54.807
4	-	34.301	227.3	43.269	180.6	41.759	1:59.329P	12 -	34.197	233.7	43.274	199.2	37.335	1:54.806
5	-	5:12.420	187.8	50.495	189.1	53.845	X:00.000P	13 -	34.252	227.8	43.114	199.6	37.091	1:54.457
6	-	6:16.011	191.4	50.892	188.4	40.479	X:00.000	14 -	34.408	237.8	42.088	203.0	37.463	1:53.959
7	-	37.409	207.6	45.913	192.8	37.867	2:01.189	15 -	34.526	238.4	42.631	193.8	36.218	1:53.375
8	-	35.708	236.3	49.291	179.1	38.292	2:03.291							
20		Ruberti/Cressoni				Ferrari 360 Modena GTC				GTA				
1	X:00.000	174.4	46.530	192.5	35.747	X:00.000	11 -	31.884	243.2	43.679	200.0	33.791	1:49.354	
2	-	34.432	224.0	41.893	203.0	34.273	1:50.598	12 -	31.979	241.0	41.034	203.7	35.442	1:48.455P
3	-	32.147	240.5	41.132	203.0	33.824	1:47.103	13 -	2:04.441	241.0	40.864	203.3	34.669	3:19.974
4	-	31.949	238.4	41.244	203.3	33.571	1:46.764	14 -	31.669	241.0	39.954	203.7	33.547	1:45.170
5	-	32.044	240.5	40.385	204.1	34.091	1:46.520	15 -	32.496	239.4	40.960	201.4	37.039	1:50.495
6	-	32.753	241.6	40.329	204.9	37.000	1:50.082P	16 -	31.309	241.0	39.887	203.7	34.238	1:45.434
7	-	1:55.905	237.3	41.791	202.6	47.022	3:24.718P	17 -	31.283	242.1	39.859	204.1	38.422	1:49.564
8	-	6:38.768	219.9	43.258	201.8	36.679	X:00.000	18 -	32.138	238.4	39.763	203.7	34.428	1:46.329
9	-	32.454	241.0	40.639	201.8	33.530	1:46.623	19 -	31.220	242.1	39.422	206.5	33.668	1:44.310
10	-	31.749	242.1	40.269	203.7	33.901	1:45.919	20 -	31.476	241.6	39.962	204.5	39.198	1:50.636P

Weather/Track: Cloud 16 °/Dry 18°

www.mstworld.com

Page 3 of 8

Magny-Cours
Circuit Length = 4.4110 km.
Start: 17:00 End: 17:45
Printed - 17:48 Friday, 28 April 2006

International GT Open

FREE PRACTICE 2 - SECTOR ANALYSIS

(contd.)

23 Malucelli/Zani				Aston Martin DBRS9				GTS			
1 - X:00.000	147.1	50.525	164.8	44.905	X:00.000P	10 - 32.809	216.0	42.660	200.0	35.776	1:51.245
2 - 2:09.386	171.4	48.365	188.1	38.811	3:36.562	11 - 32.638	225.4	42.478	199.6	35.203	1:50.319
3 - 34.798	204.5	48.092	132.3	42.411	2:05.301P	12 - 32.368	233.2	42.529	200.7	35.036	1:49.933
4 - 2:17.634	205.7	49.060	199.2	36.948	3:43.642	13 - 32.479	228.3	42.801	197.4	36.568	1:51.848P
5 - 33.874	197.0	44.461	198.8	44.711	2:03.046P	14 - 1:51.617	214.2	43.669	173.9	38.635	3:13.921
6 - 6:35.219	200.7	45.269	197.4	35.752	X:00.000	15 - 32.980	233.7	42.532	195.6	38.888	1:54.400
7 - 33.136	212.5	43.580	197.8	35.755	1:52.471	16 - 33.263	238.4	41.294	199.6	34.701	1:49.258
8 - 33.132	227.8	46.235	195.6	35.704	1:55.071	17 - 32.527	236.8	41.214	200.3	35.309	1:49.050
9 - 33.031	225.4	42.676	199.6	35.688	1:51.395	18 - 34.403	208.0	45.540	160.4	40.045	1:59.988P

24 Groppi/Seiler				Aston Martin DBRS9				GTS			
1 - X:00.000	150.8	53.796	146.5	43.070	X:00.000	10 - 33.063	239.4	42.587	196.0	38.932	1:54.582P
2 - 35.743	203.3	44.619	193.8	36.771	1:57.133	11 - 3:08.056	234.2	44.145	198.8	37.255	4:29.456
3 - 33.814	226.4	42.738	200.0	37.666	1:54.218P	12 - 34.689	230.7	43.278	196.7	36.467	1:54.434
4 - 2:55.354	206.8	43.019	197.8	35.741	4:14.114	13 - 34.273	234.2	43.188	197.0	37.228	1:54.689
5 - 33.201	238.4	41.690	198.8	35.417	1:50.308	14 - 33.640	237.8	42.949	196.7	35.915	1:52.504
6 - 33.943	233.2	42.100	181.8	44.356	2:00.399P	15 - 33.448	234.7	43.182	194.5	36.597	1:53.227
7 - 6:21.033	219.5	44.455	196.0	35.747	X:00.000	16 - 33.481	235.8	43.246	197.4	36.233	1:52.960
8 - 34.270	239.4	42.104	198.8	35.350	1:51.724	17 - 33.514	234.7	45.211	198.8	36.345	1:55.070
9 - 33.064	240.5	41.632	200.7	39.668	1:54.364	18 - 33.305	234.7	42.866	198.5	37.753	1:53.924

27 Zonca/Belicchi				Dodge Viper GT3				GTS			
1 - X:00.000	187.8	49.313	156.2	40.062	X:00.000	10 - 32.187	248.8	40.522	207.2	34.390	1:47.099
2 - 34.250	203.7	44.369	202.6	35.708	1:54.327	11 - 37.107	223.6	46.062	184.9	40.117	2:03.286P
3 - 32.822	246.5	42.395	203.7	35.861	1:51.078	12 - 4:03.525	228.8	43.345	197.0	39.766	X:00.000
4 - 33.159	248.8	41.761	205.7	35.136	1:50.056	13 - 32.230	250.0	40.692	205.7	34.855	1:47.777
5 - 32.320	247.7	41.471	203.3	34.803	1:48.594	14 - 31.912	251.1	40.302	204.9	33.901	1:46.115
6 - 32.232	250.0	41.940	203.7	46.751	2:00.923P	15 - 31.829	252.3	40.503	205.3	34.071	1:46.403
7 - 7:10.931	220.4	43.755	201.1	35.622	X:00.000	16 - 38.545	179.7	47.830	162.4	35.524	2:01.899
8 - 32.144	247.1	40.979	203.0	34.278	1:47.401	17 - 34.042	176.4	47.368	178.2	41.186	2:02.596P
9 - 33.838	231.2	42.355	201.4	35.598	1:51.791						

Weather/Track: Cloud 16 °/Dry 18°

www.mstworld.com

Page 4 of 8

Magny-Cours

Circuit Length = 4.4110 km.

Start: 17:00 End: 17:45

Printed - 17:48 Friday, 28 April 2006

International GT Open

FREE PRACTICE 2 - SECTOR ANALYSIS

(contd.)

29		Perazzini/Cioci				Dodge Viper GT3				GTS					
1	X:00.000	172.5	52.911	170.3	39.442	X:00.000	9	33.251	<i>248.8</i>	45.079	188.4	35.940	1:54.270		
2	-	34.618	236.3	43.276	199.6	35.110	1:53.004	10	-	33.314	239.4	42.982	<i>203.3</i>	36.022	1:52.318
3	-	34.890	224.5	42.916	199.6	<i>35.031</i>	1:52.837	11	-	39.725	212.1	44.735	198.1	38.187	2:02.647P
4	-	<i>32.919</i>	241.6	<i>42.436</i>	199.6	35.273	1:50.628	12	-	3:49.759	221.3	45.310	195.2	36.834	X:00.000
5	-	32.924	235.8	42.545	201.4	36.188	1:51.657	13	-	33.266	237.3	42.596	202.6	35.480	1:51.342
6	-	34.225	191.8	50.437	153.1	44.887	2:09.549P	14	-	34.565	226.8	43.306	201.8	37.096	1:54.967P
7	-	5:32.841	213.4	44.517	199.6	35.716	X:00.000	15	-	1:33.398	228.8	44.396	196.3	36.415	2:54.209
8	-	33.116	247.1	42.720	201.1	35.798	1:51.634	16	-	34.204	224.0	44.840	128.4	39.607	1:58.651P
31		Pla/Medard				Porsche 996 Cup				GTB					
1	X:00.000	148.9	52.607	175.6	42.207	X:00.000	11	-	34.980	229.7	42.866	191.1	36.245	1:54.091	
2	-	36.359	208.8	45.348	191.4	36.750	1:58.457	12	-	37.568	179.4	49.024	180.3	43.628	2:10.220P
3	-	35.044	230.7	43.012	192.8	36.102	1:54.158	13	-	2:23.597	223.6	43.260	189.4	36.494	3:43.351
4	-	35.092	231.2	43.438	190.8	36.348	1:54.878	14	-	34.608	229.2	43.445	185.2	35.567	1:53.620
5	-	34.629	230.7	43.630	190.1	35.893	1:54.152	15	-	<i>33.549</i>	<i>232.2</i>	41.939	192.5	35.877	1:51.365
6	-	35.192	229.7	42.978	189.8	36.241	1:54.411	16	-	33.658	231.2	41.941	192.5	37.796	1:53.395
7	-	34.906	229.2	43.806	187.5	46.425	2:05.137P	17	-	34.344	230.7	42.761	190.1	35.360	1:52.465
8	-	7:03.172	198.8	45.967	188.4	37.012	X:00.000	18	-	33.784	231.7	41.828	191.8	<i>35.299</i>	1:50.911
9	-	35.664	228.8	43.872	191.1	36.587	1:56.123	19	-	33.654	231.2	42.229	191.4	35.418	1:51.301
10	-	34.893	229.7	43.342	191.1	36.390	1:54.625								
33		Cutrera/Giudici				Ferrari 360 Challenge				GTB					
1	X:00.000	194.5	49.140	172.8	40.230	X:00.000	6	-	7:10.056	218.1	44.791	186.5	35.843	X:00.000	
2	-	35.369	231.2	44.481	186.8	36.751	1:56.601	7	-	34.119	230.2	42.905	186.2	35.494	1:52.518
3	-	34.877	230.7	43.512	186.8	36.210	1:54.599	8	-	<i>33.999</i>	<i>231.7</i>	43.328	<i>187.1</i>	35.958	1:53.285
4	-	34.623	229.7	44.247	185.5	36.096	1:54.966	9	-	35.411	229.2	<i>42.617</i>	186.8	<i>35.387</i>	1:53.415
5	-	35.046	226.8	42.645	186.8	41.526	1:59.217P	10	-	38.094	181.8	44.969	186.5	40.103	2:03.166P
35		Arlotti/Gini				Ferrari 360 Challenge				GTB					
1	X:00.000	206.5	50.231	180.9	38.944	X:00.000	9	-	35.738	228.8	44.223	186.2	37.448	1:57.409	
2	-	35.737	220.8	44.920	184.9	36.404	1:57.061	10	-	35.817	228.8	44.695	184.9	36.721	1:57.233
3	-	34.679	224.5	<i>43.313</i>	185.5	<i>35.519</i>	1:53.511	11	-	36.373	226.8	45.328	185.8	38.509	2:00.210
4	-	34.943	223.6	43.475	184.3	36.149	1:54.567	12	-	36.511	226.4	45.266	185.5	36.993	1:58.770
5	-	<i>34.155</i>	224.0	47.942	159.0	44.343	2:06.440P	13	-	36.651	226.4	44.782	186.8	40.127	2:01.560P
6	-	5:49.544	220.8	47.831	185.8	37.903	X:00.000	14	-	4:10.093	225.9	45.466	185.8	38.110	X:00.000
7	-	37.152	227.3	45.774	187.1	36.864	1:59.790	15	-	35.614	227.3	47.813	187.1	36.379	1:59.806
8	-	36.123	<i>229.2</i>	45.583	186.8	37.156	1:58.862	16	-	35.971	225.0	44.381	<i>188.4</i>	37.184	1:57.536

Weather/Track: Cloud 16 °/Dry 18°

www.mstworld.com

Page 5 of 8

Magny-Cours
Circuit Length = 4.4110 km.
Start: 17:00 End: 17:45
Printed - 17:48 Friday, 28 April 2006

International GT Open FREE PRACTICE 2 - SECTOR ANALYSIS

(contd.)

36 Guidi/Bartyan				Ferrari 430 GT2				GTA			
1 - X:00.000	182.1	46.835	199.6	36.468	X:00.000	11 - 34.067	243.7	41.504	203.3	34.630	1:50.201P
2 - 35.413	219.5	42.979	203.7	34.414	1:52.806	12 - 2:35.429	202.6	44.574	195.6	36.030	3:56.033
3 - 33.063	240.0	41.400	204.9	33.635	1:48.098	13 - 33.275	237.3	41.158	202.2	33.854	1:48.287
4 - 32.412	241.6	40.786	204.5	33.459	1:46.657	14 - 31.633	241.6	40.192	203.7	33.123	1:44.948
5 - 32.301	242.1	40.635	204.1	33.609	1:46.545	15 - 31.677	241.0	40.199	202.6	33.254	1:45.130
6 - 33.388	240.5	40.935	199.2	36.642	1:50.965P	16 - 31.669	240.0	40.290	203.3	33.667	1:45.626
7 - 2:37.815	237.3	40.517	204.1	42.160	4:00.492P	17 - 31.662	240.5	40.132	201.8	38.756	1:50.550
8 - 5:59.297	233.2	42.377	202.2	34.519	X:00.000	18 - 31.939	240.0	40.263	201.8	33.464	1:45.666
9 - 32.602	241.0	40.594	203.3	33.426	1:46.622	19 - 31.459	241.0	41.043	200.7	33.457	1:45.959
10 - 32.082	241.6	41.782	203.3	33.586	1:47.450	20 - 34.226	240.0	40.489	201.4	34.120	1:48.835P

37 Tedoldi/Giannoccaro				Ferrari 360 Modena				GTA			
1 - X:00.000	188.1	49.150	188.4	39.793	X:00.000	10 - 34.529	238.4	44.580	197.8	36.161	1:55.270
2 - 35.601	236.8	44.031	195.2	35.523	1:55.155	11 - 34.810	237.8	44.051	198.5	36.225	1:55.086
3 - 33.582	240.0	41.609	202.2	34.308	1:49.499	12 - 1:17.734	216.4	44.873	196.3	40.210	2:42.817
4 - 32.535	241.0	42.037	203.7	34.241	1:48.813	13 - 35.394	234.2	43.617	195.6	35.926	1:54.937
5 - 32.328	242.1	41.667	205.7	34.554	1:48.549	14 - 35.168	231.7	43.931	198.5	36.523	1:55.622
6 - 32.336	243.2	40.996	203.7	51.331	2:04.663P	15 - 34.781	235.2	43.531	194.9	36.871	1:55.183
7 - 8:58.295	193.8	48.518	157.8	40.476	X:00.000	16 - 34.696	234.2	44.082	189.1	37.586	1:56.364
8 - 35.622	231.7	44.926	188.4	35.965	1:56.513	17 - 34.475	234.2	46.988	178.5	42.966	2:04.429P
9 - 35.159	237.3	45.227	189.4	36.675	1:57.061						

39 Sloot/De Castro				Marcos Mantis				GTB			
1 - X:00.000	152.5	59.161	131.2	45.163	X:00.000	9 - 37.276	206.1	46.057	173.9	37.903	2:01.236
2 - 40.519	192.1	49.434	172.5	41.262	2:11.215	10 - 37.452	205.7	47.516	166.6	37.969	2:02.937
3 - 38.775	207.2	48.888	169.8	39.036	2:06.699	11 - 39.886	201.4	45.802	173.3	38.021	2:03.709
4 - 37.495	204.9	48.871	166.6	38.745	2:05.111	12 - 37.329	201.4	48.801	165.3	38.132	2:04.262
5 - 37.114	203.3	46.778	173.3	39.869	2:03.761	13 - 36.610	203.3	45.644	174.1	39.436	2:01.690P
6 - 37.606	206.5	46.731	170.6	41.458	2:05.795	14 - 4:44.939	201.8	46.871	172.5	39.878	X:00.000
7 - 38.744	200.7	53.351	135.6	46.322	2:18.417P	15 - 36.839	202.2	46.329	172.8	38.569	2:01.737
8 - 6:06.432	199.6	47.777	170.6	38.705	X:00.000	16 - 37.339	201.4	46.596	169.5	45.090	2:09.025P

Weather/Track: Cloud 16 °/Dry 18°

www.mstworld.com

Page 6 of 8

Magny-Cours
Circuit Length = 4.4110 km.
Start: 17:00 End: 17:45
Printed - 17:48 Friday, 28 April 2006

International GT Open FREE PRACTICE 2 - SECTOR ANALYSIS

(contd.)

41		Diaz/Villa				Ferrari 430 Challenge				GTB				
1	-	X:00.000	157.8	47.560	194.9	38.209	X:00.000	10 -	33.797	242.1	42.469	200.3	35.520	1:51.786
2	-	35.720	228.8	44.475	201.1	36.322	1:56.517	11 -	33.775	244.8	43.785	193.8	36.324	1:53.884
3	-	34.400	234.2	43.843	200.0	35.049	1:53.292	12 -	33.943	244.3	42.472	200.7	34.866	1:51.281
4	-	33.843	242.6	42.158	200.3	35.007	1:51.008	13 -	33.391	238.9	43.829	207.4	35.417	1:52.637
5	-	34.020	242.6	42.626	201.1	35.297	1:51.943	14 -	33.636	243.2	42.087	200.0	34.876	1:50.599
6	-	33.730	243.7	42.318	200.0	35.222	1:51.270	15 -	33.367	243.7	41.993	201.1	34.637	1:49.991
7	-	33.566	242.6	41.908	200.7	35.040	1:50.514	16 -	33.691	243.2	43.364	200.7	39.462	1:56.517P
8	-	35.194	197.8	46.761	169.5	47.172	2:09.127P	17 -	2:11.472	240.5	42.894	201.1	36.275	3:30.641
9	-	5:05.188	187.8	45.848	188.4	37.258	X:00.000	18 -	33.996	226.8	43.256	200.0	39.836	1:57.088P
42		Robert/Villacieros				Ferrari 430 Challenge				GTB				
1	-						X:00.000	10 -						1:54.843
2	-						1:57.927	11 -						1:53.866
3	-						1:54.609	12 -						1:57.059P
4	-						2:01.561	13 -						X:00.000
5	-						1:55.184	14 -						2:02.836
6	-						1:55.003	15 -						2:01.480
7	-						2:07.481P	16 -						2:02.304
8	-						X:00.000	17 -						2:01.926
9	-						1:59.644							
43		Zoest/Santos				Ferrari 430 Challenge				GTB				
1	-	X:00.000	178.2	52.488	186.5	40.905	X:00.000	9 -	35.851	241.6	42.850	199.6	36.252	1:54.953
2	-	37.147	200.7	46.654	193.5	37.572	2:01.373	10 -	35.649	241.0	42.875	200.3	37.502	1:56.026
3	-	35.641	225.9	45.022	197.0	37.966	1:58.629	11 -	35.288	242.6	45.542	200.0	37.229	1:58.059
4	-	35.032	238.4	44.628	197.4	36.058	1:55.718	12 -	34.672	241.0	42.751	200.0	36.117	1:53.540
5	-	35.041	239.4	43.972	198.5	38.736	1:57.749	13 -	34.919	241.6	42.596	199.6	36.657	1:54.172
6	-	34.453	237.8	43.736	195.6	36.108	1:54.297	14 -	35.448	220.8	43.137	207.8	36.393	1:54.978
7	-	35.097	237.3	43.721	194.9	42.619	2:01.437P	15 -	34.659	243.2	1:03.107	188.8	36.290	2:14.056
8	-	6:09.341	222.2	45.864	193.5	37.586	X:00.000	16 -	34.641	242.1	42.437	198.8	5:07.873	X:00.000P

Weather/Track: Cloud 16 °/Dry 18°

www.mstworld.com

Page 7 of 8

Magny-Cours

Circuit Length = 4.4110 km.

Start: 17:00 End: 17:45

Printed - 17:48 Friday, 28 April 2006

International GT Open FREE PRACTICE 2 - SECTOR ANALYSIS

(contd.)

44	Farait/Michali				Lamborghini Diablo				GTB		
1 - X:00.000	162.1	52.665	148.9	43.712	X:00.000	11 - 34.859	231.2	44.741	198.1	37.979	1:57.579
2 - 36.784	208.0	46.451	195.6	38.060	2:01.295	12 - <i>34.243</i>	242.6	<i>43.677</i>	<i>200.7</i>	36.913	1:54.833
3 - 35.471	232.7	44.730	194.5	37.442	1:57.643	13 - 36.260	208.4	46.102	196.7	40.406	2:02.768 ^P
4 - 35.099	233.2	44.371	193.2	37.543	1:57.013	14 - 2:21.413	230.7	46.393	178.2	40.002	3:47.808
5 - 35.622	237.3	44.840	197.8	38.125	1:58.587	15 - 36.590	232.7	45.496	192.5	41.105	2:03.191
6 - 35.138	234.2	44.105	195.2	39.404	1:58.647	16 - 35.328	240.0	46.935	187.1	42.210	2:04.473
7 - 36.249	225.4	45.157	155.1	46.256	2:07.662 ^P	17 - 35.628	238.4	45.041	194.5	39.160	1:59.829
8 - 5:56.987	204.5	45.935	191.1	38.713	X:00.000	18 - 35.539	244.3	44.565	197.4	37.031	1:57.135
9 - 34.954	239.4	44.550	197.0	36.315	1:55.819	19 - 35.435	<i>245.4</i>	45.316	194.9	37.652	1:58.403
10 - 35.548	238.4	45.578	196.7	36.797	1:57.923						

Weather/Track: Cloud 16 °/Dry 18°

www.mstworld.com

Page 8 of 8

Magny-Cours
Circuit Length = 4.4110 km.
Start: 17:00 End: 17:45
Printed - 17:48 Friday, 28 April 2006

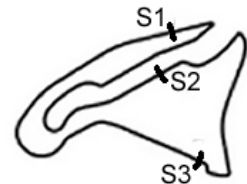
International GT Open

Free Practice 1 - Best Sector Speeds Report

SECTOR 1				SECTOR 2				SECTOR 3				
POS	NO	NAME	SPEED	LAP	NO	NAME	SPEED	LAP	NO	NAME	SPEED	LAP
1	27	ZONCA	252.3	15	4	MONTERMINI	207.6	5				
2	29	PERAZZINI	248.8	9	2	GUERRERO	207.2	11				
3	8	MERINO	247.1	16	27	ZONCA	207.2	10				
4	44	FARAIT	245.4	19	20	RUBERTI	206.5	19				
5	2	GUERRERO	244.8	12	8	MERINO	206.1	16				
6	41	DIAZ	244.8	11	17	RODA	205.7	9				
7	17	RODA	244.3	10	37	TEDOLDI	205.7	5				
8	36	GUIDI	243.7	11	7	VILLALBA	205.3	11				
9	7	VILLALBA	243.2	6	36	GUIDI	204.9	3				
10	20	RUBERTI	243.2	11	5	SUNDBERG	204.5	5				
11	37	TEDOLDI	243.2	6	29	PERAZZINI	203.3	10				
12	43	ZOEST	243.2	15	18	CATERNET	203.0	14				
13	5	SUNDBERG	242.1	6	43	ZOEST	201.8	14				
14	4	MONTERMINI	241.6	3	41	DIAZ	201.4	13				
15	24	GROPPI	240.5	9	23	MALUCELLI	200.7	12				
16	18	CATERNET	238.4	15	24	GROPPI	200.7	9				
17	23	MALUCELLI	238.4	16	44	FARAIT	200.7	12				
18	10	GIAO	236.3	10	10	GIAO	199.6	4				
19	31	PLA	232.2	15	11	VIVANCOS	197.4	2				
20	33	CUTRERA	231.7	8	31	PLA	192.8	3				
21	35	ARLOTTI	229.2	8	35	ARLOTTI	188.4	16				
22	11	VIVANCOS	223.1	2	6	LIGONNET	187.5	3				
23	6	LIGONNET	219.9	4	33	CUTRERA	187.1	8				
24	39	SLOOT	207.2	3	39	SLOOT	174.1	13				



Weather/Track: Cloud 16°/Dry 18°



Circuit Length - 4.4110 kilometres
Circuit de Nevers
Magny Cours

International GT Open

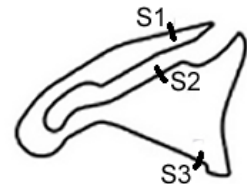
Free Practice 1 - Best Sector Times Report

POS	NO	SECTOR 1		SECTOR 2		SECTOR 3		IDEAL/BEST LAP COMPARISON							
		TIME	LAP	NO	TIME	LAP	NO	TIME	LAP	NO	NAME	IDEAL	BEST	LAP	DIFF
1	20	31.220	19	20	39.422	19	36	33.123	14	20	RUBERTI	1:44.172	1:44.310	19	+ 0.138
2	5	31.256	7	2	39.856	15	5	33.200	5	5	SUNDBERG	1:44.474	1:45.334	6	+ 0.860
3	4	31.367	6	4	39.900	3	2	33.449	14	36	GUIDI	1:44.714	1:44.948	14	+ 0.234
4	36	31.459	19	5	40.018	7	20	33.530	9	2	GUERRERO	1:45.025	1:45.471	14	+ 0.446
5	2	31.720	13	17	40.112	10	17	33.531	9	4	MONTERMI	1:45.216	1:45.616	3	+ 0.400
6	27	31.829	15	36	40.132	17	7	33.693	3	17	RODA	1:45.621	1:45.990	9	+ 0.369
7	7	31.858	5	10	40.251	11	27	33.901	14	27	ZONCA	1:46.032	1:46.115	14	+ 0.083
8	17	31.978	12	27	40.302	14	4	33.949	2	10	GIAO	1:46.246	1:46.319	9	+ 0.073
9	10	32.027	9	8	40.538	12	10	33.968	9	7	VILLALBA	1:46.255	1:47.037	3	+ 0.782
10	8	32.108	16	7	40.704	11	37	34.241	4	8	MERINO	1:47.273	1:47.930	12	+ 0.657
11	37	32.328	5	37	40.996	6	8	34.627	13	37	TEDOLDI	1:47.565	1:48.549	5	+ 0.984
12	23	32.368	12	23	41.214	17	41	34.637	15	23	MALUCELLI	1:48.283	1:49.050	17	+ 0.767
13	29	32.919	4	24	41.632	9	23	34.701	16	41	DIAZ	1:49.906	1:49.991	15	+ 0.085
14	24	33.063	10	31	41.828	18	29	35.031	3	24	GROPPI	1:50.045	1:50.308	5	+ 0.263
15	41	33.361	15	41	41.908	7	31	35.299	18	29	PERAZZINI	1:50.386	1:50.628	4	+ 0.242
16	31	33.549	15	18	42.088	14	24	35.350	8	31	PLA	1:50.676	1:50.911	18	+ 0.235
17	18	33.989	11	29	42.436	4	33	35.387	9	33	CUTRERA	1:52.003	1:52.518	7	+ 0.515
18	33	33.999	8	43	42.437	16	35	35.519	3	18	CATERNET	1:52.295	1:53.200	3	+ 0.905
19	35	34.155	5	33	42.617	9	43	36.058	4	43	ZOEST	1:52.948	1:53.540	12	+ 0.592
20	44	34.243	12	35	43.313	3	18	36.218	15	35	ARLOTTI	1:52.987	1:53.511	3	+ 0.524
21	43	34.453	6	44	43.677	12	44	36.315	9	44	FARAIT	1:54.235	1:54.833	12	+ 0.598
22	39	36.610	13	39	45.644	13	11	36.717	2	11	VIVANCOS	1:59.566	1:59.566	2	+ 0.000
23	6	36.974	4	11	45.789	2	39	37.903	9	39	SLOOT	2:00.157	2:01.236	9	+ 1.079
24	11	37.060	2	6	47.399	4	6	40.688	4	6	LIGONNET	2:05.061	2:05.061	4	+ 0.000

'Perfect Lap' - 1:43.765



Weather/Track: Cloud 16°/Dry 18°



Circuit Length - 4.4110 kilometres
Circuit de Nevers
Magny Cours

International GT Open QUALIFYING 1

POS	NO	CL	DRIVERS	NAT	CAR	TIME	LAPS	GAP	KPH
1	36	GTA	Alessandro GUIDI	ITA	Ferrari 430 GT2	1:41.913	10		155.81
2	5	GTA	Peter SUNDBERG	SWE	Ferrari 430 GT2	1:42.506	9	0.593	154.91
3	27	GTS	Andrea BELICCHI	ITA	Dodge Viper GT3	1:42.813	7	0.900	154.45
4	20	GTA	Matteo CRESSONI	ITA	Ferrari 360 Modena GTC	1:43.402	10	1.489	153.57
5	4	GTA	Andrea MONTERMINI	ITA	Ferrari 360 Modena	1:43.453	8	1.540	153.49
6	2	GTA	Perez AICART	ESP	Mosler MT900R	1:43.588	11	1.675	153.29
7	29	GTS	Marco CIOCI	ITA	Dodge Viper GT3	1:44.136	6	2.223	152.48
8	7	GTA	Franscesc GUTIERREZ	ESP	Mosler MT900R	1:44.813	10	2.900	151.50
9	23	GTS	Matteo MALUCELLI	ITA	Aston Martin DBRS9	1:46.153	9	4.240	149.59
10	11	GTA	Joan VINYES	AND	Seat Cupra GT	1:46.318	8	4.405	149.35
11	17	GTA	Gianluca RODA	ITA	Porsche GT3 RSR	1:46.376	9	4.463	149.27
12	8	GTA	Bernard JOURDAIN	MEX	Porsche GT3 RSR	1:46.645	6	4.732	148.90
13	37	GTA	G GIANNOCCARO	ITA	Ferrari 360 Modena	1:46.701	9	4.788	148.82
14	10	GTA	Ni AMORIN	POR	Seat Cupra GT	1:47.321	9	5.408	147.96
15	6	GTA	Michel LIGONNET	ESP	Seat Cupra GT2	1:47.740	9	5.827	147.38
16	41	GTB	Javier DIAZ	ESP	Ferrari 430 Challenge	1:47.893	6	5.980	147.17
17	42	GTB	Juan VILLACIEROS	ESP	Ferrari 430 Challenge	1:49.794	9	7.881	144.63
18	24	GTS	Franco GROPPPI	ITA	Aston Martin DBRS9	1:50.193	6	8.280	144.10
19	43	GTB	Angel SANTOS	ESP	Ferrari 430 Challenge	1:50.664	8	8.751	143.49
20	35	GTB	Giuseppe ARLOTTI	ITA	Ferrari 360 Challenge	1:50.742	7	8.829	143.39
21	18	GTA	Patrick BOURDAIS	FRA	Porsche GT3 RSR	1:51.125	9	9.212	142.89
22	44	GTB	Michel FARAIT	FRA	Lamborghini Diablo	1:51.629	9	9.716	142.25
23	33	GTB	Paolo CUTRERA	ITA	Ferrari 360 Challenge	1:51.933	6	10.020	141.86
24	31	GTB	Jacques MEDARD	FRA	Porsche 996 Cup	1:52.097	9	10.184	141.65
25	39	GTB	Luis DE CASTRO	ESP	Marcos Mantis	2:05.516	10	23.603	126.51

Weather/Track: Bright 9°/Dry 11°

Magny-Cours
Circuit Length = 4.4110 km.
Start: 10:45 End: 11:20

Race Director:	Steward:	Timekeeper:
----------------	----------	-------------

International GT Open QUALIFYING 1 - SECTOR ANALYSIS

2	Perez AICART			ESP	Mosler MT900R			GTA
1	X:00.000 178.5	53.806 152.7	46.725	X:00.000	7 - 31.399 <i>247.1</i>	39.560 206.8	33.022	1:43.981
2	38.832 234.7	45.679 195.6	37.384	2:01.895	8 - 31.268 246.5	39.385 208.8	33.172	1:43.825
3	33.478 245.4	41.703 208.0	33.789	1:48.970	9 - 37.206 190.1	44.805 207.6	35.243	1:57.254
4	31.530 244.3	40.049 <i>209.3</i>	33.190	1:44.769	10 - 31.197 245.4	39.419 207.6	32.972	1:43.588
5	31.606 246.5	39.566 208.0	32.871	1:44.043	11 - <i>31.056</i> 246.0	43.545 141.5	46.108	2:00.709P
6	31.373 <i>247.1</i>	39.446 207.6	33.173	1:43.992				
4	Andrea MONTERMINI			ITA	Ferrari 360 Modena			GTA
1	X:00.000 128.1	1:28.605 120.4	40.366	X:00.000	5 - 31.144 244.8	39.277 208.8	<i>33.032</i>	1:43.453
2	34.703 178.5	54.381 206.8	34.649	2:03.733	6 - <i>30.930</i> 245.4	39.242 208.8	55.676	2:05.848
3	31.744 244.8	39.900 208.4	33.051	1:44.695	7 - 31.141 244.3	39.341 <i>209.3</i>	33.195	1:43.677
4	31.061 <i>246.5</i>	44.354 185.5	34.141	1:49.556	8 - 31.081 <i>246.5</i>	40.525 206.5	43.393	1:54.999P
5	Peter SUNDBERG			SWE	Ferrari 430 GT2			GTA
1	X:00.000 146.1	56.685 126.6	46.149	X:00.000	6 - 30.738 <i>242.1</i>	39.382 204.9	32.421	1:42.541
2	35.724 226.8	45.147 197.8	37.872	1:58.743	7 - <i>30.586</i> 241.6	39.768 199.2	32.907	1:43.261
3	32.784 233.7	42.875 203.3	35.655	1:51.314	8 - 30.642 241.6	39.730 205.3	32.483	1:42.855
4	31.587 239.4	39.993 205.7	33.140	1:44.720	9 - 32.763 216.0	44.165 198.5	39.660	1:56.588P
5	30.873 241.6	39.249 <i>206.1</i>	32.384	1:42.506				
6	Michel LIGONNET			ESP	Seat Cupra GT2			GTA
1	X:00.000 151.4	56.375 123.2	45.960	X:00.000	6 - <i>32.389</i> <i>231.7</i>	41.937 <i>196.3</i>	34.308	1:48.634
2	36.037 226.8	46.175 194.5	37.218	1:59.430	7 - 32.642 230.7	41.569 196.0	34.671	1:48.882
3	33.408 230.7	43.235 196.0	35.852	1:52.495	8 - 32.405 229.7	<i>41.145</i> 194.9	34.190	1:47.740
4	32.611 <i>237.7</i>	42.317 196.0	34.491	1:49.419	9 - 32.854 229.7	42.411 195.6	36.968	1:52.233P
5	32.617 231.2	41.891 195.2	35.007	1:49.515				
7	Francesc GUTIERREZ			ESP	Mosler MT900R			GTA
1	X:00.000 192.1	50.814 173.0	41.072	X:00.000	6 - 31.750 247.1	40.506 208.8	36.923	1:49.179P
2	34.356 244.8	41.864 206.1	34.605	1:50.825	7 - 3:09.814 210.5	45.991 192.8	37.236	4:33.041
3	32.046 246.0	41.085 208.8	34.473	1:47.604	8 - 32.779 235.2	41.267 206.8	34.478	1:48.524
4	32.207 247.1	40.762 207.6	33.760	1:46.729	9 - 31.612 248.2	40.117 <i>209.3</i>	33.292	1:45.021
5	32.056 248.2	41.077 208.8	33.818	1:46.951	10 - <i>31.309</i> <i>250.5</i>	39.617 <i>209.3</i>	33.887	1:44.813

Weather/Track: Bright 9°/Dry 11°

www.mstworld.com

Page 1 of 5

Magny-Cours
Circuit Length = 4.4110 km.
Start: 10:45 End: 11:20

Printed - 11:23 Saturday, 29 April 2006

International GT Open QUALIFYING 1 - SECTOR ANALYSIS

(contd.)

8	Bernard JOURDAIN			MEX	Porsche GT3 RSR			GTA
1	X:00.000 190.1	51.655 175.6	39.751	X:00.000	4 - 32.614 246.0	42.140 208.0	34.178	1:48.932
2	41.054 210.9	45.157 202.6	36.215	2:02.426	5 - 32.094 248.2	40.170 208.8	34.381	1:46.645
3	33.226 246.0	41.575 208.0	34.608	1:49.409	6 - 32.347 247.1	42.138 190.4	43.710	1:58.195P
10	Ni AMORIN			POR	Seat Cupra GT			GTA
1	X:00.000 167.4	55.093 161.9	42.985	X:00.000	6 - 32.962 231.7	41.891 198.8	36.600	1:51.453
2	36.567 228.3	48.017 193.2	39.381	2:03.965	7 - 32.505 233.2	41.098 198.5	34.407	1:48.010
3	33.883 229.7	43.273 199.2	35.838	1:52.994	8 - 32.288 234.7	40.800 198.5	34.233	1:47.321
4	32.505 233.7	41.603 198.5	34.912	1:49.020	9 - 32.395 234.7	41.008 198.8	34.410	1:47.813
5	32.294 233.2	41.139 199.2	34.046	1:47.479				
11	Joan VINYES			AND	Seat Cupra GT			GTA
1	X:00.000 123.8	53.767 132.5	38.531	X:00.000	5 - 37.100 159.5	52.748 151.6	43.002	2:12.850P
2	34.074 233.7	46.265 156.0	45.380	2:05.719	6 - 1:58.431 185.5	47.080 199.2	39.051	3:24.562
3	32.771 234.7	41.101 201.1	34.660	1:48.532	7 - 32.199 234.7	40.324 200.0	33.795	1:46.318
4	32.180 236.3	40.660 200.0	34.080	1:46.920	8 - 32.028 237.3	40.574 200.0	36.539	1:49.141
17	Gianluca RODA			ITA	Porsche GT3 RSR			GTA
1	X:00.000 171.9	1:09.680 154.0	41.673	X:00.000	6 - 2:35.441 171.9	52.314 159.2	38.546	4:06.301
2	35.716 213.0	43.544 204.5	36.445	1:55.705	7 - 33.813 236.3	41.647 202.6	34.690	1:50.150
3	32.941 241.0	41.240 206.1	34.250	1:48.431	8 - 31.728 243.7	41.115 203.3	33.533	1:46.376
4	32.523 243.2	40.916 205.7	33.851	1:47.290	9 - 32.131 238.4	42.194 152.1	36.106	1:50.431
5	32.983 241.6	41.615 205.3	37.401	1:51.999P				
18	Patrick BOURDAIS			FRA	Porsche GT3 RSR			GTA
1	X:00.000 128.7	58.586 139.3	49.543	X:00.000P	6 - 33.453 239.4	41.902 203.7	35.795	1:51.150
2	2:23.187 170.6	48.846 142.6	45.150	3:57.183	7 - 33.275 241.6	41.779 200.7	36.071	1:51.125
3	35.731 222.2	49.450 189.1	40.373	2:05.554	8 - 33.234 242.6	42.289 203.3	35.885	1:51.408
4	34.324 234.2	42.862 202.2	36.637	1:53.823	9 - 33.440 242.6	41.788 203.3	35.941	1:51.169
5	33.384 240.0	42.338 201.4	36.208	1:51.930				
20	Matteo CRESSONI			ITA	Ferrari 360 Modena GTC			GTA
1	X:00.000 157.8	1:01.662 173.9	39.648	X:00.000	6 - 31.381 241.6	39.738 204.9	33.415	1:44.534
2	33.892 231.7	42.792 202.6	34.793	1:51.477	7 - 31.522 242.6	39.763 204.9	32.907	1:44.192
3	31.951 240.0	40.707 204.9	33.524	1:46.182	8 - 31.470 241.6	39.303 204.5	33.547	1:44.320
4	31.938 236.8	41.282 204.5	36.252	1:49.472P	9 - 31.182 242.1	39.368 204.9	32.852	1:43.402
5	1:47.066 201.4	42.190 174.1	37.148	3:06.404	10 - 32.165 235.2	45.816 180.3	45.175	2:03.156P

Weather/Track: Bright 9°/Dry 11°

www.mstworld.com

Page 2 of 5

Magny-Cours
Circuit Length = 4.4110 km.
Start: 10:45 End: 11:20

Printed - 11:23 Saturday, 29 April 2006

International GT Open QUALIFYING 1 - SECTOR ANALYSIS

(contd.)

23	Matteo MALUCELLI			ITA	Aston Martin DBRS9			GTS
1	X:00.000 153.8	1:14.042 158.3	42.166	X:00.000	6 - 33.053 228.3	43.854 181.2	41.910	1:58.817P
2	35.401 197.0	45.675 181.2	36.639	1:57.715	7 - 2:50.807 173.9	50.418 176.4	40.277	4:21.502
3	32.784 237.3	41.275 202.6	34.459	1:48.518	8 - 34.885 229.7	47.419 192.8	37.258	1:59.562
4	31.914 240.0	41.415 202.2	33.726	1:47.055	9 - 34.198 234.2	42.659 201.4	37.857	1:54.714P
5	31.816 240.5	40.446 203.0	33.891	1:46.153				
24	Franco GROPPPI			ITA	Aston Martin DBRS9			GTS
1	X:00.000 149.7	1:09.191 145.3	47.277	X:00.000	4 - 32.694 240.0	42.599 200.7	34.900	1:50.193
2	37.484 206.5	47.018 196.0	38.914	2:03.416	5 - 32.716 239.4	42.635 198.8	34.944	1:50.295
3	33.894 238.9	42.412 200.3	35.299	1:51.605	6 - 33.842 232.7	42.735 200.0	37.237	1:53.814P
27	Andrea BELICCHI			ITA	Dodge Viper GT3			GTS
1	X:00.000 145.1	59.124 123.2	39.952	X:00.000	5 - 30.833 252.9	39.628 207.2	32.922	1:43.383
2	37.569 234.2	42.984 201.1	41.483	2:02.036	6 - 30.777 253.5	39.365 206.5	32.671	1:42.813
3	31.829 249.4	39.619 206.5	32.952	1:44.400	7 - 34.121 201.1	45.330 178.2	39.208	1:58.659P
4	30.949 252.3	40.154 204.5	32.697	1:43.800				
29	Marco CIOCI			ITA	Dodge Viper GT3			GTS
1	X:00.000 177.6	50.742 192.5	38.224	X:00.000	4 - 33.038 246.5	40.512 195.2	35.827	1:49.377
2	33.366 242.1	42.886 205.7	34.513	1:50.765	5 - 31.062 247.7	40.005 207.6	33.069	1:44.136
3	31.471 247.7	40.644 205.7	33.750	1:45.865	6 - 32.010 243.7	41.712 204.9	36.523	1:50.245P
31	Jacques MEDARD			FRA	Porsche 996 Cup			GTB
1	X:00.000 155.3	53.663 175.6	40.784	X:00.000	6 - 34.025 231.7	42.406 192.1	37.693	1:54.124
2	36.804 224.0	44.721 191.1	37.067	1:58.592	7 - 34.261 231.7	42.592 192.1	35.381	1:52.234
3	35.036 227.3	43.099 192.8	35.997	1:54.132	8 - 33.988 230.7	42.385 185.5	36.146	1:52.519
4	35.139 229.7	43.028 190.8	35.255	1:53.422	9 - 36.425 166.1	53.598 152.1	45.924	2:15.947P
5	34.095 230.2	42.326 193.2	35.676	1:52.097				
33	Paolo CUTRERA			ITA	Ferrari 360 Challenge			GTB
1	X:00.000 98.3	55.685 123.1	53.238	X:00.000	4 - 34.281 231.2	42.941 187.1	35.155	1:52.377
2	46.646 173.9	51.039 183.9	37.463	2:15.148	5 - 34.508 229.2	42.620 188.1	34.805	1:51.933
3	39.729 197.8	49.312 165.3	38.170	2:07.211	6 - 34.138 231.7	46.711 156.0	48.394	2:09.243P

Weather/Track: Bright 9°/Dry 11°

www.mstworld.com

Page 3 of 5

Magny-Cours
Circuit Length = 4.4110 km.
Start: 10:45 End: 11:20

Printed - 11:23 Saturday, 29 April 2006

International GT Open QUALIFYING 1 - SECTOR ANALYSIS

(contd.)

35	Giuseppe ARLOTTI			ITA	Ferrari 360 Challenge			GTB
1	X:00.000 147.1	1:00.119 173.9	42.741	X:00.000	5 - 3:16.000 217.7	44.408 188.4	35.145	4:35.553
2	38.407 185.5	48.887 183.3	37.301	2:04.595	6 - <i>33.795</i> 226.8	<i>41.971 190.4</i>	<i>34.976</i>	1:50.742
3	34.253 232.2	43.009 188.1	35.393	1:52.655	7 - 34.729 210.9	45.720 173.3	39.402	1:59.851P
4	34.203 222.2	43.460 181.8	36.221	1:53.884P				
36	Alessandro GUIDI			ITA	Ferrari 430 GT2			GTA
1	X:00.000 226.4	46.858 167.7	38.013	X:00.000	6 - 32.095 239.4	40.132 205.7	33.652	1:45.879
2	33.631 237.8	43.435 204.5	34.842	1:51.908	7 - 31.298 237.8	39.354 207.2	32.580	1:43.232
3	31.876 239.4	40.514 208.4	33.389	1:45.779	8 - 30.765 241.0	39.393 205.7	32.410	1:42.568
4	31.439 241.0	40.512 186.5	35.416	1:47.367P	9 - <i>30.690</i> 242.1	<i>38.892</i> 207.6	<i>32.331</i>	1:41.913
5	2:22.233 214.7	47.396 161.6	36.957	3:46.586	10 - 30.811 242.6	38.929 206.8	37.420	1:47.160P
37	G GIANNOCCARO			ITA	Ferrari 360 Modena			GTA
1	X:00.000 179.4	1:09.247 103.8	1:08.714	X:00.000P	6 - 33.203 240.5	41.415 204.5	36.017	1:50.635P
2	1:31.422 234.2	43.546 200.3	35.729	2:50.697	7 - 1:56.922 212.5	48.955 163.3	47.529	3:33.406
3	33.406 238.4	41.834 205.3	35.227	1:50.467	8 - 35.219 237.8	42.466 204.5	34.689	1:52.374
4	32.524 241.0	41.129 204.5	34.553	1:48.206	9 - <i>32.026 242.1</i>	<i>40.060 205.7</i>	59.141	2:11.227
5	32.446 241.0	40.676 204.9	33.579	1:46.701				
39	Luis DE CASTRO			ESP	Marcos Mantis			GTB
1	X:00.000 148.1	1:06.889 124.2	50.534	X:00.000	6 - 41.830 196.3	48.807 176.7	40.039	2:10.676
2	44.573 175.8	54.940 166.1	43.224	2:22.737	7 - <i>37.777</i> 205.7	<i>47.643</i> 174.4	40.096	2:05.516
3	43.107 177.6	50.859 167.1	40.921	2:14.887	8 - 38.299 201.4	48.605 169.0	42.649	2:09.553
4	39.229 203.7	49.433 175.3	40.374	2:09.036	9 - 38.783 207.2	49.099 177.6	39.701	2:07.583
5	39.675 204.1	48.916 171.7	1:05.476	2:34.067	10 - 37.883 206.5	49.323 163.3	46.695	2:13.901P
41	Javier DIAZ			ESP	Ferrari 430 Challenge			GTB
1	X:00.000 119.7	1:09.573	1:04.618	X:00.000	4 - 32.755 245.4	<i>40.839 203.7</i>	34.315	1:47.909
2	44.102 218.1	44.535 201.1	36.195	2:04.832	5 - <i>32.698 247.1</i>	40.947 203.3	34.248	1:47.893
3	33.443 245.4	41.611 203.7	34.614	1:49.668	6 - 33.141 246.0	44.554 188.1	43.563	2:01.258P
42	Juan VILLACIEROS			ESP	Ferrari 430 Challenge			GTB
1	X:00.000 130.7	1:02.426 103.7	46.441	X:00.000	6 - 33.541 244.8	42.253 203.3	34.735	1:50.529
2	36.917 231.7	44.389 201.8	36.712	1:58.018	7 - 38.088 198.5	47.601 200.3	35.681	2:01.370
3	34.108 245.4	43.267 201.8	35.239	1:52.614	8 - 33.701 242.6	48.504 180.9	36.753	1:58.958
4	33.768 246.0	42.514 202.6	35.240	1:51.522	9 - 38.780 121.3	48.482 199.6	42.577	2:09.839P
5	33.221 244.8	<i>41.946 203.7</i>	<i>34.627</i>	1:49.794				

Weather/Track: Bright 9°/Dry 11°

www.mstworld.com

Page 4 of 5

Magny-Cours
Circuit Length = 4.4110 km.
Start: 10:45 End: 11:20

Printed - 11:23 Saturday, 29 April 2006

International GT Open QUALIFYING 1 - SECTOR ANALYSIS

(contd.)

43		Angel SANTOS				ESP				Ferrari 430 Challenge				GTB	
1	-X:00.000	128.5	1:09.196	1:07.367	X:00.000	5	-	36.211	239.4	44.838	183.0	39.697	2:00.746		
2	-	38.444	208.8	45.533	198.5	37.666	6	-	33.876	<i>246.5</i>	<i>41.738</i>	<i>203.3</i>	<i>35.123</i>	1:50.737	
3	-	34.515	245.4	42.720	198.8	35.710	7	-	33.870	245.4	42.756	<i>203.3</i>	35.315	1:51.941	
4	-	<i>33.577</i>	244.8	41.804	<i>203.3</i>	35.283	8	-	40.770	166.9	59.704	137.5	48.270	2:28.744P	
44	Michel FARAIT				FRA				Lamborghini Diablo				GTB		
1	-X:00.000	112.0	1:01.734	143.2	47.150	X:00.000	6	-	33.971	244.3	43.566	204.1	36.262	1:53.799	
2	-	41.006	178.5	49.925	186.2	39.054	7	-	<i>33.637</i>	<i>247.1</i>	<i>42.653</i>	200.0	<i>35.339</i>	1:51.629	
3	-	36.602	218.6	44.841	196.3	36.570	8	-	33.665	245.4	42.710	<i>204.5</i>	35.555	1:51.930	
4	-	34.030	243.2	43.055	203.0	35.480	9	-	33.868	244.3	43.064	173.9	44.874	2:01.806P	
5	-	34.185	231.7	43.474	203.7	35.476									

Weather/Track: Bright 9°/Dry 11°

www.mstworld.com

Page 5 of 5

Magny-Cours
Circuit Length = 4.4110 km.
Start: 10:45 End: 11:20

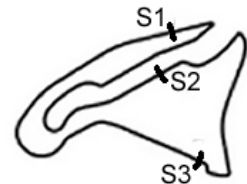
Printed - 11:23 Saturday, 29 April 2006

International GT Open Qualifying 1 - Best Sector Speeds Report

SECTOR 1				SECTOR 2				SECTOR 3				
POS	NO	NAME	SPEED	LAP	NO	NAME	SPEED	LAP	NO	NAME	SPEED	LAP
1	27	BELICCHI	253.5	6	2	AICART	209.3	4				
2	7	GUTIERREZ	250.5	10	4	MONTERMINI	209.3	7				
3	8	JOURDAIN	248.2	5	7	GUTIERREZ	209.3	9				
4	29	CIOCI	247.7	3	8	JOURDAIN	208.8	5				
5	2	AICART	247.1	6	36	GUIDI	208.4	3				
6	41	DIAZ	247.1	5	29	CIOCI	207.6	5				
7	44	FARAIT	247.1	7	27	BELICCHI	207.2	5				
8	4	MONTERMINI	246.5	4	5	SUNDBERG	206.1	5				
9	43	SANTOS	246.5	6	17	RODA	206.1	3				
10	42	VILLACIEROS	246.0	4	37	G GIANNOCC	205.7	9				
11	17	RODA	243.7	8	20	CRESSONI	204.9	3				
12	18	BOURDAIS	242.6	8	44	FARAIT	204.5	8				
13	20	CRESSONI	242.6	7	18	BOURDAIS	203.7	6				
14	36	GUIDI	242.6	10	41	DIAZ	203.7	3				
15	5	SUNDBERG	242.1	6	42	VILLACIEROS	203.7	5				
16	37	G GIANNOCC	242.1	9	43	SANTOS	203.3	4				
17	23	MALUCELLI	240.5	5	23	MALUCELLI	203.0	5				
18	24	GROPPI	240.0	4	11	VINYES	201.1	3				
19	11	VINYES	237.3	8	24	GROPPI	200.7	4				
20	10	AMORIN	234.7	8	10	AMORIN	199.2	3				
21	35	ARLOTTI	232.2	3	6	LIGONNET	196.3	6				
22	6	LIGONNET	231.7	4	31	MEDARD	193.2	5				
23	31	MEDARD	231.7	6	35	ARLOTTI	190.4	6				
24	33	CUTRERA	231.7	6	33	CUTRERA	188.1	5				
25	39	DE CASTRO	207.2	9	39	DE CASTRO	177.6	9				



Weather/Track: Cloud 9°/Dry 11°



Circuit Length - 4.4110 kilometres
Circuit de Nevers
Magny Cours

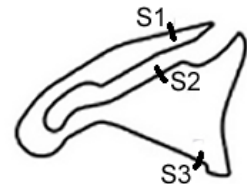
International GT Open Qualifying 1 - Best Sector Times Report

POS	SECTOR 1			SECTOR 2			SECTOR 3			NO	NAME	IDEAL/BEST LAP COMPARISON			DIFF
	NO	TIME	LAP	NO	TIME	LAP	NO	TIME	LAP			IDEAL	BEST	LAP	
1	5	30.586	7	36	38.892	9	36	32.331	9	36	GUIDI	1:41.913	1:41.913	9	+ 0.000
2	36	30.690	9	4	39.242	6	5	32.384	5	5	SUNDBERG	1:42.219	1:42.506	5	+ 0.287
3	27	30.777	6	5	39.249	5	27	32.671	6	27	BELICCHI	1:42.813	1:42.813	6	+ 0.000
4	4	30.930	6	20	39.303	8	20	32.852	9	4	MONTERMI	1:43.204	1:43.453	5	+ 0.249
5	2	31.056	11	27	39.365	6	2	32.871	5	2	AICART	1:43.312	1:43.588	10	+ 0.276
6	29	31.062	5	2	39.385	8	4	33.032	5	20	CRESSONI	1:43.337	1:43.402	9	+ 0.065
7	20	31.182	9	7	39.617	10	29	33.069	5	29	CIOCI	1:44.136	1:44.136	5	+ 0.000
8	7	31.309	10	29	40.005	5	7	33.292	9	7	GUTIERREZ	1:44.218	1:44.813	10	+ 0.595
9	17	31.728	8	37	40.060	9	17	33.533	8	37	G GIANNOC	1:45.665	1:46.701	5	+ 1.036
10	23	31.816	5	8	40.170	5	37	33.579	5	23	MALUCELLI	1:45.988	1:46.153	5	+ 0.165
11	37	32.026	9	11	40.324	7	23	33.726	4	11	VINYES	1:46.147	1:46.318	7	+ 0.171
12	11	32.028	8	23	40.446	5	11	33.795	7	17	RODA	1:46.177	1:46.376	8	+ 0.199
13	8	32.094	5	10	40.800	8	10	34.046	5	8	JOURDAIN	1:46.442	1:46.645	5	+ 0.203
14	10	32.288	8	41	40.839	4	8	34.178	4	10	AMORIN	1:47.134	1:47.321	8	+ 0.187
15	6	32.389	6	17	40.916	4	6	34.190	8	6	LIGONNET	1:47.724	1:47.740	8	+ 0.016
16	24	32.694	4	6	41.145	8	41	34.248	5	41	DIAZ	1:47.785	1:47.893	5	+ 0.108
17	41	32.698	5	43	41.738	6	42	34.627	5	42	VILLACIERO	1:49.794	1:49.794	5	+ 0.000
18	42	33.221	5	18	41.779	7	33	34.805	5	24	GROPPI	1:50.006	1:50.193	4	+ 0.187
19	18	33.234	8	42	41.946	5	24	34.900	4	43	SANTOS	1:50.438	1:50.664	4	+ 0.226
20	43	33.577	4	35	41.971	6	35	34.976	6	35	ARLOTTI	1:50.742	1:50.742	6	+ 0.000
21	44	33.637	7	31	42.326	5	43	35.123	6	18	BOURDAIS	1:50.808	1:51.125	7	+ 0.317
22	35	33.795	6	24	42.412	3	31	35.255	4	33	CUTRERA	1:51.563	1:51.933	5	+ 0.370
23	31	33.988	8	33	42.620	5	44	35.339	7	31	MEDARD	1:51.569	1:52.097	5	+ 0.528
24	33	34.138	6	44	42.653	7	18	35.795	6	44	FARAIT	1:51.629	1:51.629	7	+ 0.000
25	39	37.777	7	39	47.643	7	39	39.701	9	39	DE CASTRO	2:05.121	2:05.516	7	+ 0.395

'Perfect Lap' - 1:41.809



Weather/Track: Cloud 9°/Dry 11°



Circuit Length - 4.4110 kilometres
Circuit de Nevers
Magny Cours

International GT Open QUALIFYING 2

POS	NO	CL	DRIVERS	NAT	CAR	TIME	LAPS	GAP	KPH
1	20	GTA	Paolo RUBERTI	ITA	Ferrari 360 Modena GTC	1:42.293	8		155.23
2	36	GTA	Michele BARTYAN	ITA	Ferrari 430 GT2	1:44.260	10	1.967	152.30
3	2	GTA	Lucas GUERRERO	ESP	Mosler MT900R	1:44.757	12	2.464	151.58
4	17	GTA	Johnny MOWLEM	GBR	Porsche GT3 RSR	1:44.771	12	2.478	151.56
5	10	GTA	Manuel GIAO	POR	Seat Cupra GT	1:45.379	10	3.086	150.69
6	27	GTS	Stefano ZONCA	ITA	Dodge Viper GT3	1:45.978	9	3.685	149.83
7	5	GTA	Domingo ROMERO	ESP	Ferrari 430 GT2	1:46.102	11	3.809	149.66
8	29	GTS	Piery PERAZZINI	ITA	Dodge Viper GT3	1:46.791	7	4.498	148.69
9	4	GTA	Pedro BASTOS	POR	Ferrari 360 Modena	1:48.874	10	6.581	145.85
10	31	GTB	Jean Pierre PLA	FRA	Porsche 996 Cup	1:48.968	9	6.675	145.72
11	23	GTS	Marcello ZANI	ITA	Aston Martin DBRS9	1:48.999	10	6.706	145.68
12	7	GTA	Luis VILLALBA	ESP	Mosler MT900R	1:49.066	11	6.773	145.59
13	24	GTS	Toni SEILER	SUI	Aston Martin DBRS9	1:49.752	9	7.459	144.68
14	11	GTA	Gines VIVANCOS	ESP	Seat Cupra GT	1:49.838	5	7.545	144.57
15	33	GTB	Gianni GIUDICI	ITA	Ferrari 360 Challenge	1:51.570	10	9.277	142.32
16	37	GTA	Gianluca TEDOLDI	ITA	Ferrari 360 Modena	1:53.056	6	10.763	140.45
17	8	GTA	Saez MERINO	ESP	Porsche GT3 RSR	1:54.029	10	11.736	139.25
18	43	GTB	Henk Van ZOEST	NED	Ferrari 430 Challenge	1:54.632	7	12.339	138.52
19	18	GTA	Patrick CATERNET	FRA	Porsche GT3 RSR	1:54.979	8	12.686	138.10
20	42	GTB	Francesc ROBERT	AND	Ferrari 430 Challenge	1:55.774	6	13.481	137.16
21	35	GTB	Fabrizio GINI	ITA	Ferrari 360 Challenge	1:56.401	10	14.108	136.42
22	44	GTB	Franck MICHALI	FRA	Lamborghini Diablo	1:56.636	9	14.343	136.14
23	39	GTB	Sandra Van Der SLOOT	NED	Marcos Mantis	1:58.557	7	16.264	133.94
24	6	GTA	Roland SEVERIN	ESP	Seat Cupra GT2	1:59.340	11	17.047	133.06

Weather/Track: Sun 12°/Dry 16°

Magny-Cours
Circuit Length = 4.4110 km.
Start: 13:00 End: 13:37

Race Director:	Steward:	Timekeeper:
----------------	----------	-------------

International GT Open QUALIFYING 2 - SECTOR ANALYSIS

2	Lucas GUERRERO			ESP	Mosler MT900R			GTA				
1 - X:00.000	169.2	50.604	190.8	39.859	X:00.000	7 - <i>31.457</i> 244.3	40.038	<i>204.9</i>	33.353	1:44.848		
2 -	35.030	221.7	43.158	201.8	37.262	8 -	35.427	199.6	45.916	166.6	36.259	1:57.602
3 -	31.882	242.1	40.275	204.9	34.563	9 -	31.463	243.2	49.332	109.3	53.719	2:14.514P
4 -	31.617	242.6	41.547	198.8	33.476	10 -	2:10.984	183.3	48.036	137.0	41.411	3:40.431
5 -	31.611	243.2	39.948	204.1	39.644	11 -	31.710	242.6	39.909	204.5	33.138	1:44.757
6 -	38.749	165.8	46.713	164.6	37.560	12 -	32.262	240.5	40.056	203.3	33.390	1:45.708
4	Pedro BASTOS			POR	Ferrari 360 Modena			GTA				
1 - X:00.000	157.6	59.659	142.2	46.641	X:00.000	6 -	32.939	240.5	40.858	203.0	35.077	1:48.874
2 -	40.702	199.6	48.322	188.1	37.897	7 -	40.738	176.4	59.188	109.3	36.633	2:16.559
3 -	33.203	239.4	41.257	203.3	47.390	8 -	<i>32.366</i> 242.6		41.693	165.1	50.656	2:04.715P
4 -	33.214	238.4	41.224	201.4	34.805	9 -	2:22.762	238.4	41.349	201.8	33.962	3:38.073
5 -	33.051	241.0	41.336	204.9	34.515	10 -	32.367	242.6	40.337	204.5	37.635	1:50.339P
5	Domingo ROMERO			ESP	Ferrari 430 GT2			GTA				
1 - X:00.000	151.8	1:01.259	146.9	44.277	X:00.000	7 -	32.771	241.0	40.975	205.3	33.747	1:47.493
2 -	36.811	228.8	45.766	198.8	36.587	8 -	33.541	213.0	50.249	170.3	44.191	2:07.981P
3 -	32.800	240.5	42.383	203.3	38.207	9 -	3:09.980	235.8	41.499	203.0	33.806	4:25.285
4 -	32.643	240.0	41.603	204.1	34.487	10 -	32.520	240.0	40.817	204.5	33.996	1:47.333
5 -	32.077	241.6	40.978	204.5	34.049	11 -	35.305	192.5	42.506	203.3	33.929	1:51.740
6 -	<i>31.814</i>	241.0	40.737	204.9	33.551							
6	Roland SEVERIN			ESP	Seat Cupra GT2			GTA				
1 - X:00.000	158.3	58.417	135.0	46.582	X:00.000	7 -	36.702	227.3	45.912	193.5	37.255	1:59.869
2 -	44.469	166.9	56.274	175.6	43.135	8 -	35.921	184.6	57.369	154.9	51.300	2:24.590P
3 -	36.896	224.0	47.403	175.3	40.777	9 -	1:24.479	225.9	45.611	190.8	37.760	2:47.850
4 -	36.388	211.7	45.951	193.2	38.293	10 -	38.135	214.7	45.410	189.1	37.683	2:01.228
5 -	35.862	221.3	44.598	193.2	38.880	11 -	35.616	227.8	45.579	187.8	40.080	2:01.275
6 -	36.252	198.8	47.439	194.2	37.796							
7	Luis VILLALBA			ESP	Mosler MT900R			GTA				
1 - X:00.000	165.3	58.202	163.8	39.872	X:00.000	7 -	39.855	160.2	47.279	186.2	35.521	2:02.655
2 -	38.250	180.6	48.403	191.4	36.511	8 -	34.273	222.2	43.518	157.6	49.010	2:06.801P
3 -	33.570	243.7	42.404	206.1	35.489	9 -	2:44.565	217.7	43.706	203.0	36.033	4:04.304
4 -	33.223	241.6	41.856	205.7	34.584	10 -	35.647	240.5	42.038	200.7	34.447	1:52.132
5 -	33.269	244.8	41.896	204.9	34.341	11 -	33.223	245.4	41.821	206.8	34.469	1:49.513
6 -	32.949	246.0	41.842	205.3	34.275							

Weather/Track: Sun 12°/Dry 16°

www.mstworld.com

Page 1 of 5

Magny-Cours
Circuit Length = 4.4110 km.
Start: 13:00 End: 13:37

Printed - 13:42 Saturday, 29 April 2006

International GT Open QUALIFYING 2 - SECTOR ANALYSIS

(contd.)

8	Saez MERINO			ESP	Porsche GT3 RSR			GTA				
1	X:00.000	158.3	52.812	166.4	44.338	X:00.000	6 - 34.278	240.5	42.601	204.9	37.150	1:54.029
2	- 38.852	204.9	46.335	196.7	39.112	2:04.299	7 - 37.421	234.2	43.588	185.8	39.479	2:00.488
3	- 34.387	239.4	43.832	199.2	36.961	1:55.180	8 - 36.300	233.2	44.404	187.5	46.728	2:07.432P
4	- 34.554	237.3	43.333	201.1	36.969	1:54.856	9 - 3:59.911	226.4	44.502	195.2	36.717	X:00.000
5	- 34.708	233.2	43.142	203.0	36.464	1:54.314	10 - 34.093	243.2	43.602	194.2	37.335	1:55.030
10	Manuel GIAO			POR	Seat Cupra GT			GTA				
1	X:00.000	186.5	45.909	196.7	36.978	X:00.000	6 - 31.854	235.2	40.268	198.1	33.473	1:45.595
2	- 33.037	232.2	41.215	198.5	34.169	1:48.421	7 - 31.687	234.7	41.641	157.8	44.808	1:58.136P
3	- 32.373	233.7	41.370	196.3	44.589	1:58.332P	8 - 2:15.592	231.7	48.759	198.1	34.607	3:38.958
4	- 4:34.734	210.1	43.756	197.8	35.318	X:00.000	9 - 31.871	234.7	40.090	198.5	33.418	1:45.379
5	- 32.733	233.2	40.809	199.6	34.231	1:47.773	10 - 31.678	234.2	40.094	198.5	33.673	1:45.445
11	Gines VIVANCOS			ESP	Seat Cupra GT			GTA				
1	X:00.000	171.4	57.049	172.8	42.745	X:00.000	4 - 33.118	229.7	41.923	196.7	34.797	1:49.838
2	- 37.145	219.9	45.899	193.8	36.076	1:59.120	5 - 3:54.916	122.1	1:10.162	101.1	1:03.660	X:00.000P
3	- 33.742	230.7	43.266	194.2	34.766	1:51.774						
17	Johnny MOWLEM			GBR	Porsche GT3 RSR			GTA				
1	X:00.000	208.4	45.118	197.4	35.569	X:00.000	7 - 34.422	237.8	41.073	206.1	33.795	1:49.290
2	- 32.404	244.3	41.670	204.1	33.908	1:47.982	8 - 34.820	193.2	45.131	202.2	35.164	1:55.115
3	- 31.862	246.0	40.883	204.5	37.363	1:50.108P	9 - 41.558	173.6	48.539	145.1	47.383	2:17.480P
4	- 1:37.379	214.7	45.719	191.8	38.550	3:01.648	10 - 1:09.227	243.2	42.337	202.6	33.663	2:25.227
5	- 33.197	217.3	42.247	201.8	34.757	1:50.201	11 - 31.331	247.1	40.013	206.1	34.301	1:45.645
6	- 31.167	243.2	40.175	205.7	33.429	1:44.771	12 - 31.622	245.4	40.140	205.3	33.382	1:45.144
18	Patrick CATERNET			FRA	Porsche GT3 RSR			GTA				
1	X:00.000	180.0	52.030	194.9	41.197	X:00.000	5 - 36.799	240.5	43.314	194.5	37.992	1:58.105
2	- 36.348	239.4	45.392	196.0	38.214	1:59.954	6 - 39.422	140.6	57.284	143.0	50.625	2:27.331P
3	- 35.596	215.5	45.389	192.8	38.342	1:59.327	7 - 1:51.278	227.3	43.966	198.8	36.904	3:12.148
4	- 35.347	221.3	44.994	194.2	36.745	1:57.086	8 - 34.864	240.5	43.569	198.5	36.546	1:54.979

Weather/Track: Sun 12°/Dry 16°

www.mstworld.com

Page 2 of 5

Magny-Cours
Circuit Length = 4.4110 km.
Start: 13:00 End: 13:37

Printed - 13:42 Saturday, 29 April 2006

International GT Open QUALIFYING 2 - SECTOR ANALYSIS

(contd.)

20	Paolo RUBERTI			ITA	Ferrari 360 Modena GTC			GTA
1	X:00.000 196.7	46.190 198.5	36.567	X:00.000	5 - 30.998 242.1	39.576 203.7	32.915	1:43.489
2	32.551 242.1	41.172 205.7	34.620	1:48.343	6 - 30.755 243.7	39.097 204.9	32.441	1:42.293
3	32.008 198.1	44.380 198.8	39.298	1:55.686P	7 - 30.929 245.4	42.645 189.8	40.331	1:53.905P
4	1:59.294 240.5	44.926 135.8	40.149	3:24.369	8 - 1:02.593 209.3	45.819 146.9	50.646	2:39.058P
23	Marcello ZANI			ITA	Aston Martin DBRS9			GTS
1	X:00.000 167.7	48.455 186.5	44.270	X:00.000	6 - 32.057 235.8	41.849 201.4	35.093	1:48.999
2	34.021 214.2	42.902 202.6	39.455	1:56.378	7 - 31.975 237.8	41.771 201.1	36.219	1:49.965
3	32.137 235.8	42.263 201.1	34.679	1:49.079	8 - 35.542 204.5	44.263 181.2	35.415	1:55.220
4	31.914 234.7	41.650 194.9	37.706	1:51.270	9 - 32.608 232.2	44.327 202.6	35.535	1:52.470
5	31.752 237.3	48.012 201.1	34.719	1:54.483	10 - 33.826 220.4	42.701 200.3	37.124	1:53.651P
24	Toni SEILER			SUI	Aston Martin DBRS9			GTS
1	X:00.000 134.1	53.218 156.7	41.875	X:00.000	6 - 33.176 236.8	41.651 198.1	34.925	1:49.752
2	34.930 226.8	43.701 200.3	35.081	1:53.712	7 - 32.998 237.3	41.848 198.8	34.939	1:49.785
3	32.895 239.4	41.840 201.8	41.233	1:55.968	8 - 33.052 237.8	41.682 198.5	35.180	1:49.914
4	33.013 237.3	42.246 200.0	35.469	1:50.728	9 - 36.472 186.8	45.921 170.3	42.820	2:05.213P
5	33.105 237.3	42.312 199.6	35.542	1:50.959				
27	Stefano ZONCA			ITA	Dodge Viper GT3			GTS
1	X:00.000 173.9	52.368 184.9	41.087	X:00.000	6 - 31.719 248.8	41.002 206.8	33.771	1:46.492
2	35.415 245.4	43.216 205.3	35.258	1:53.889	7 - 36.097 196.0	48.672 170.0	38.463	2:03.232
3	31.991 247.1	41.429 205.3	34.399	1:47.819	8 - 31.481 250.0	40.650 208.0	33.847	1:45.978
4	31.572 248.2	41.347 206.5	34.260	1:47.179	9 - 36.316 209.3	51.909 147.7	45.475	2:13.700P
5	31.710 248.8	45.045 140.0	43.455	2:00.210				
29	PiERG PERAZZINI			ITA	Dodge Viper GT3			GTS
1	X:00.000 151.0	52.421 185.8	38.831	X:00.000	5 - 32.053 247.7	42.389 189.4	39.260	1:53.702
2	33.668 247.7	42.070 204.9	34.677	1:50.415	6 - 32.227 247.1	41.335 207.2	34.476	1:48.038
3	32.235 248.8	40.835 206.1	34.509	1:47.579	7 - 41.875 180.3	46.574 196.3	39.888	2:08.337P
4	31.939 248.2	40.759 205.7	34.093	1:46.791				

Weather/Track: Sun 12°/Dry 16°

www.mstworld.com

Page 3 of 5

Magny-Cours
Circuit Length = 4.4110 km.
Start: 13:00 End: 13:37

Printed - 13:42 Saturday, 29 April 2006

International GT Open QUALIFYING 2 - SECTOR ANALYSIS

(contd.)

31	Jean Pierre PLA			FRA	Porsche 996 Cup			GTB
1	X:00.000 163.1	51.649 172.5	40.048	X:00.000	6 - 33.296 230.7	41.751 192.1	34.546	1:49.593
2	36.392 227.8	44.203 189.4	36.315	1:56.910	7 - 33.085 231.2	41.481 192.8	34.402	1:48.968
3	34.305 230.2	41.966 192.8	35.161	1:51.432	8 - 33.136 231.7	41.759 189.8	34.347	1:49.242
4	35.057 227.3	42.389 191.4	35.433	1:52.879	9 - 37.563 163.3	47.981 167.1	43.423	2:08.967P
5	33.516 237.7	41.642 192.5	34.783	1:49.941				
33	Gianni GIUDICI			ITA	Ferrari 360 Challenge			GTB
1	X:00.000 176.4	50.119 186.2	38.507	X:00.000	6 - 34.064 231.2	43.805 187.5	36.266	1:54.135
2	35.747 229.7	45.505 187.1	36.898	1:58.150	7 - 33.870 231.7	43.643 189.1	35.228	1:52.741
3	34.756 231.2	44.325 188.4	36.452	1:55.533	8 - 33.786 231.2	42.730 189.8	35.054	1:51.570
4	42.242 143.6	52.587 170.6	41.655	2:16.484	9 - 33.641 232.2	48.554 161.4	42.138	2:04.333
5	34.195 230.2	50.004 140.0	43.343	2:07.542	10 - 33.795 210.1	51.889 149.5	49.420	2:15.104P
35	Fabrizio GINI			ITA	Ferrari 360 Challenge			GTB
1	X:00.000 120.4	56.324 184.3	43.450	X:00.000	6 - 35.691 228.8	44.167 188.8	37.949	1:57.807
2	36.983 230.7	46.395 188.4	36.606	1:59.984	7 - 35.684 227.8	44.702 188.1	39.895	2:00.281P
3	35.544 233.2	44.571 186.5	36.712	1:56.827	8 - 2:57.310 225.0	44.058 187.5	37.219	4:18.587
4	35.111 229.2	44.638 190.1	36.652	1:56.401	9 - 36.601 228.8	44.176 190.4	36.351	1:57.128
5	35.204 232.2	43.512 190.1	38.800	1:57.516	10 - 36.111 227.3	44.787 188.1	38.443	1:59.341P
36	Michele BARTYAN			ITA	Ferrari 430 GT2			GTA
1	X:00.000 201.1	44.734 195.6	35.848	X:00.000	6 - 34.127 237.3	40.695 204.9	33.983	1:48.805
2	33.231 197.4	46.218 199.2	36.281	1:55.730	7 - 32.184 239.4	41.701 143.6	48.782	2:02.667P
3	32.596 240.0	40.124 204.5	34.456	1:47.176	8 - 2:25.487 237.3	40.517 203.3	32.947	3:38.951
4	31.688 242.1	40.177 205.7	36.818	1:48.683P	9 - 31.456 242.6	39.905 203.7	32.899	1:44.260
5	2:39.694 200.7	45.238 198.8	35.250	4:00.182	10 - 31.439 241.6	39.848 204.5	33.538	1:44.825
37	Gianluca TEDOLDI			ITA	Ferrari 360 Modena			GTA
1	X:00.000 188.8	48.611 195.2	40.089	X:00.000	4 - 33.677 229.7	43.874 197.4	35.859	1:53.410
2	34.235 235.2	44.040 200.7	1:00.089	2:18.364	5 - 34.093 223.6	43.772 189.8	39.908	1:57.773P
3	33.738 235.2	43.283 200.0	36.035	1:53.056	6 - 4:11.063 156.0	1:52.765 111.2	55.841	X:00.000P

Weather/Track: Sun 12°/Dry 16°

www.mstworld.com

Page 4 of 5

Magny-Cours
Circuit Length = 4.4110 km.
Start: 13:00 End: 13:37

Printed - 13:42 Saturday, 29 April 2006

International GT Open QUALIFYING 2 - SECTOR ANALYSIS

(contd.)

39	Sandra Van Der SLOOT			NED	Marcos Mantis			GTB
1	X:00.000 149.5	54.238 162.8	43.128	X:00.000	5 - 36.397 208.0	45.999 <i>178.8</i>	37.928	2:00.324
2	39.664 192.1	48.371 177.9	39.167	2:07.202	6 - <i>35.977 208.8</i>	<i>45.458</i> 178.2	<i>37.122</i>	1:58.557
3	36.942 <i>208.8</i>	47.738 176.7	40.046	2:04.726	7 - 36.901 200.3	48.808 170.3	44.955	2:10.664P
4	36.617 205.3	47.141 175.3	38.663	2:02.421				
42	Francesc ROBERT			AND	Ferrari 430 Challenge			GTB
1	X:00.000 183.9	51.970 137.4	43.137	X:00.000	4 - <i>35.301 241.6</i>	<i>43.376 199.6</i>	<i>37.097</i>	1:55.774
2	36.599 237.8	44.844 194.5	3:23.350	4:44.793P	5 - 59.955 211.7	46.318 196.0	37.845	2:24.118
3	2:36.383 224.5	48.067 175.6	39.580	4:04.030	6 - 36.202 227.8	46.190 192.5	43.382	2:05.774P
43	Henk Van ZOEST			NED	Ferrari 430 Challenge			GTB
1	X:00.000 141.5	52.359 187.5	39.144	X:00.000	5 - 34.406 236.3	<i>43.896 200.0</i>	36.330	1:54.632
2	35.127 <i>242.6</i>	44.505 195.6	36.066	1:55.698	6 - 34.224 229.7	46.680 197.0	<i>35.761</i>	1:56.665
3	34.274 234.7	44.410 197.8	36.241	1:54.925	7 - <i>34.106 227.3</i>	48.495 197.4	44.174	2:06.775P
4	34.371 235.2	43.936 198.8	37.044	1:55.351				
44	Franck MICHALI			FRA	Lamborghini Diablo			GTB
1	X:00.000 162.8	56.334 152.5	44.458	X:00.000	6 - <i>34.687 248.8</i>	44.716 200.0	37.233	1:56.636
2	39.602 216.8	48.637 183.3	40.977	2:09.216	7 - 34.734 247.7	<i>44.600</i> 204.1	37.415	1:56.749
3	36.927 222.2	46.910 197.0	38.440	2:02.277	8 - 35.516 242.6	49.308 199.2	37.648	2:02.472
4	35.995 244.3	45.917 194.9	38.769	2:00.681	9 - 38.252 230.7	45.182 <i>204.5</i>	41.287	2:04.721P
5	34.913 240.0	45.128 200.0	<i>37.071</i>	1:57.112				

Weather/Track: Sun 12°/Dry 16°

www.mstworld.com

Page 5 of 5

Magny-Cours
Circuit Length = 4.4110 km.
Start: 13:00 End: 13:37

Printed - 13:42 Saturday, 29 April 2006

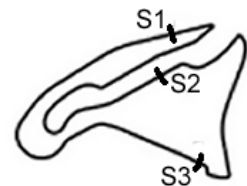
International GT Open

Qualifying 2 - Best Sector Speeds Report

SECTOR 1				SECTOR 2				SECTOR 3				
POS	NO	NAME	SPEED	LAP	NO	NAME	SPEED	LAP	NO	NAME	SPEED	LAP
1	27	ZONCA	250.0	8	27	ZONCA	208.0	8				
2	29	PERAZZINI	248.8	3	29	PERAZZINI	207.2	6				
3	44	MICHALI	248.8	6	7	VILLALBA	206.8	11				
4	17	MOWLEM	247.1	11	17	MOWLEM	206.1	7				
5	7	VILLALBA	246.0	6	20	RUBERTI	205.7	2				
6	20	RUBERTI	245.4	7	36	BARTYAN	205.7	4				
7	2	GUERRERO	244.3	7	5	ROMERO	205.3	7				
8	8	MERINO	243.2	10	2	GUERRERO	204.9	3				
9	4	BASTOS	242.6	8	4	BASTOS	204.9	5				
10	36	BARTYAN	242.6	9	8	MERINO	204.9	6				
11	43	ZOEST	242.6	2	44	MICHALI	204.5	9				
12	5	ROMERO	241.6	5	23	ZANI	202.6	2				
13	42	ROBERT	241.6	4	24	SEILER	201.8	3				
14	18	CATERNET	240.5	5	37	TEDOLDI	200.7	2				
15	24	SEILER	239.4	3	43	ZOEST	200.0	5				
16	23	ZANI	237.8	7	10	GIAO	199.6	5				
17	10	GIAO	235.2	6	42	ROBERT	199.6	4				
18	37	TEDOLDI	235.2	2	18	CATERNET	198.8	7				
19	35	GINI	233.2	3	11	VIVANCOS	196.7	4				
20	33	GIUDICI	232.2	9	6	SEVERIN	194.2	6				
21	31	PLA	231.7	5	31	PLA	192.8	3				
22	11	VIVANCOS	230.7	3	35	GINI	190.4	9				
23	6	SEVERIN	227.8	11	33	GIUDICI	189.8	8				
24	39	SLOOT	208.8	3	39	SLOOT	178.8	5				



Weather/Track: Sun 12°/Dry 16°



Circuit Length - 4.4110 kilometres
Circuit de Nevers
Magny Cours

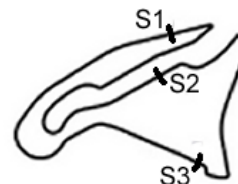
International GT Open Qualifying 2 - Best Sector Times Report

POS	NO	SECTOR 1		SECTOR 2		SECTOR 3		IDEAL/BEST LAP COMPARISON							
		TIME	LAP	NO	TIME	LAP	NO	TIME	LAP	NO	NAME	IDEAL	BEST	LAP	DIFF
1	20	30.755	6	20	39.097	6	20	32.441	6	20	RUBERTI	1:42.293	1:42.293	6	+ 0.000
2	17	31.167	6	36	39.848	10	36	32.899	9	36	BARTYAN	1:44.186	1:44.260	9	+ 0.074
3	36	31.439	10	2	39.909	11	2	33.138	11	2	GUERRERO	1:44.504	1:44.757	11	+ 0.253
4	2	31.457	7	17	40.013	11	17	33.382	12	17	MOWLEM	1:44.562	1:44.771	6	+ 0.209
5	27	31.481	8	10	40.090	9	10	33.418	9	10	GIAO	1:45.186	1:45.379	9	+ 0.193
6	10	31.678	10	4	40.337	10	5	33.551	6	27	ZONCA	1:45.902	1:45.978	8	+ 0.076
7	23	31.752	5	27	40.650	8	27	33.771	6	5	ROMERO	1:46.102	1:46.102	6	+ 0.000
8	5	31.814	6	5	40.737	6	4	33.962	9	4	BASTOS	1:46.665	1:48.874	6	+ 2.209
9	29	31.939	4	29	40.759	4	29	34.093	4	29	PERAZZINI	1:46.791	1:46.791	4	+ 0.000
10	4	32.366	8	31	41.481	7	7	34.275	6	23	ZANI	1:48.081	1:48.999	6	+ 0.918
11	24	32.895	3	23	41.650	4	31	34.347	8	31	PLA	1:48.913	1:48.968	7	+ 0.055
12	7	32.949	6	24	41.651	6	23	34.679	3	7	VILLALBA	1:49.045	1:49.066	6	+ 0.021
13	31	33.085	7	7	41.821	11	11	34.766	3	24	SEILER	1:49.471	1:49.752	6	+ 0.281
14	11	33.118	4	11	41.923	4	24	34.925	6	11	VIVANCOS	1:49.807	1:49.838	4	+ 0.031
15	33	33.641	9	8	42.601	6	33	35.054	8	33	GIUDICI	1:51.425	1:51.570	8	+ 0.145
16	37	33.677	4	33	42.730	8	43	35.761	6	37	TEDOLDI	1:52.819	1:53.056	3	+ 0.237
17	8	34.093	10	37	43.283	3	37	35.859	4	8	MERINO	1:53.158	1:54.029	6	+ 0.871
18	43	34.106	7	18	43.314	5	35	36.351	9	43	ZOEST	1:53.763	1:54.632	5	+ 0.869
19	44	34.687	6	42	43.376	4	8	36.464	5	18	CATERNET	1:54.724	1:54.979	8	+ 0.255
20	18	34.864	8	35	43.512	5	18	36.546	8	35	GINI	1:54.974	1:56.401	4	+ 1.427
21	35	35.111	4	43	43.896	5	44	37.071	5	42	ROBERT	1:55.774	1:55.774	4	+ 0.000
22	42	35.301	4	6	44.598	5	42	37.097	4	44	MICHALI	1:56.358	1:56.636	6	+ 0.278
23	6	35.616	11	44	44.600	7	39	37.122	6	6	SEVERIN	1:57.469	1:59.340	5	+ 1.871
24	39	35.977	6	39	45.458	6	6	37.255	7	39	SLOOT	1:58.557	1:58.557	6	+ 0.000

'Perfect Lap' - 1:42.293



Weather/Track: Sun 12°/Dry 16°




Circuit Length - 4.4110 kilometres
Circuit de Nevers
Magny Cours

International GT Open GRID FOR RACE 1

ROW 12	39	De Castro/Sloot	31	Medard/Pla
ROW 11	33	Cutrera/Giudici	44	Farait/Michali
ROW 10	18	Bourdais/Caternet	35	Arlotti/Gini
ROW 9	43	Santos/Zoest	24	Groppi/Seiler
ROW 8	42	Villacieros/Robert	6	Lignonnet/Severin
ROW 7	10	Amorin/Giao	37	Giannoccaro/Tedoldi
ROW 6	8	Jourdain/Merino	17	Roda/Mowlem
ROW 5	11	Vinyes/Vivancos	23	Zani/Malucelli
ROW 4	7	Gutierrez/Villalba	29	Perazzini/Cioci
ROW 3	2	Guerrero/Aicart	4	Montermini/Bastos
ROW 2	20	Cressoni/Ruberti	27	Belicchi/Zonca
ROW 1	5	Sundberg/Romero	36	Guidi/Bartyan

POLE



Magny-Cours
Circuit Length = 4.4110 km.
Start: 11:15 End: 15:50

Race Director:	Steward:	Timekeeper:
----------------	----------	-------------

International GT Open RACE CLASSIFICATION - RACE 1

POS	NO	CL	DRIVERS	CAR	TIME	LAPS	GAP	KPH	BEST
1	36	GTA	Guidi/Bartyan	Ferrari 430 GT2	51:02.104	28		144.98	1:43.676
2	5	GTA	Sundberg/Romero	Ferrari 430 GT2	51:21.050	28	18.946	144.09	1:43.807
3	2	GTA	Guerrero/Aicart	Mosler MT900R	51:38.480	28	36.376	143.28	1:45.054
4	20	GTA	Cressoni/Ruberti	Ferrari 360 Modena GTC	51:58.515	28	56.411	142.36	1:45.093
5	17	GTA	Roda/Mowlem	Porsche GT3 RSR	52:01.624	28	59.520	142.22	1:47.428
6	29	GTS	Perazzini/Cioci	Dodge Viper GT3	52:22.850	28	1:20.746	141.26	1:47.751
7	23	GTS	Zani/Malucelli	Aston Martin DBRS9	52:38.912	28	1:36.808	140.54	1:48.117
8	4	GTA	Montermini/Bastos	Ferrari 360 Modena	52:39.821	28	1:37.717	140.50	1:44.799
9	27	GTS	Belicchi/Zonca	Dodge Viper GT3	52:42.179	28	1:40.075	140.39	1:44.827
10	10	GTA	Amorin/Giao	Seat Cupra GT	50:37.417	27	1 LAP	140.93	1:48.478
11	7	GTA	Gutierrez/Villalba	Mosler MT900R	50:57.146	27	1 LAP	140.02	1:45.727
12	8	GTA	Jourdain/Merino	Porsche GT3 RSR	51:12.890	27	1 LAP	139.30	1:47.927
13	33	GTB	Cutrerera/Giudici	Ferrari 360 Challenge	52:35.192	27	1 LAP	135.67	1:52.005
14	24	GTS	Groppi/Seiler	Aston Martin DBRS9	49:58.894	26	2 LAPS	137.45	1:50.635
15	31	GTB	Medard/Pla	Porsche 996 Cup	51:03.827	26	2 LAPS	134.53	1:51.066
16	44	GTB	Farait/Michali	Lamborghini Diablo	51:25.558	26	2 LAPS	133.59	1:52.773
17	35	GTB	Arlotti/Gini	Ferrari 360 Challenge	51:27.965	26	2 LAPS	133.48	1:51.794
18	42	GTB	Villacieros/Robert	Ferrari 430 Challenge	52:00.363	26	2 LAPS	132.10	1:50.007
19	6	GTA	Ligonnet/Severin	Seat Cupra GT2	52:05.329	25	3 LAPS	126.80	1:49.895
20	39	GTB	De Castro/Sloot	Marcos Mantis	51:33.236	23	5 LAPS	117.85	2:02.665

NOT CLASSIFIED

43	GTB	Santos/Zoest	Ferrari 430 Challenge	39:13.897	18	D.N.F.	121.14	1:51.702
11	GTA	Vinyes/Vivancos	Seat Cupra GT	30:36.550	13	D.N.F.	112.03	1:47.874
18	GTA	Bourdais/Caternet	Porsche GT3 RSR	17:45.038	9	D.N.F.	133.56	1:50.550
37	GTA	Giannoccaro/Tedoldi	Ferrari 360 Modena	2:02.306	1	D.N.F.	124.36	

FASTEST LAP

36	GTA	Guidi/Bartyan	Ferrari 430 GT2	1:43.676	4	153.16kph	95.17mph
27	GTS	Belicchi/Zonca	Dodge Viper GT3	1:44.827	3	151.48kph	94.12mph
42	GTB	Villacieros/Robert	Ferrari 430 Challenge	1:50.007	5	144.35kph	89.69mph

Cars 4 7 20 penalised ref Art 21.5. Cars 10 24 ref Art 43.4
Weather/Track: Sun 13°/Dry 20°

Magny-Cours
Circuit Length = 4.4110 km.
Start: 17:03 End: 17:54

Race Director:	Steward:	Timekeeper:
----------------	----------	-------------

International GT Open

RACE 1 - SECTOR ANALYSIS

2	Guerrero/Aicart				Mosler MT900R				GTA				
1 -	35.384	247.1	41.272	203.0	34.156	1:50.812	15 -	32.205	245.4	41.104	205.7	34.186	1:47.495
2 -	31.823	244.3	40.074	204.5	33.550	1:45.447	16 -	32.611	246.0	40.959	<i>208.4</i>	34.461	1:48.031
3 -	31.820	244.8	40.256	203.7	33.293	1:45.369	17 -	34.038	244.3	40.503	207.2	34.043	1:48.584
4 -	31.647	244.3	39.805	203.3	33.602	1:45.054	18 -	32.421	242.1	41.528	201.8	34.685	1:48.634
5 -	31.848	242.1	40.293	204.5	33.861	1:46.002	19 -	32.100	243.7	40.081	204.9	35.519	1:47.700
6 -	32.172	242.6	40.523	202.2	34.034	1:46.729	20 -	32.727	242.6	40.457	206.1	34.191	1:47.375
7 -	31.779	241.0	41.546	199.6	33.747	1:47.072	21 -	32.798	241.6	40.402	206.8	34.092	1:47.292
8 -	31.884	242.6	40.398	203.0	33.389	1:45.671	22 -	32.165	244.8	41.140	202.2	34.244	1:47.549
9 -	31.879	241.6	40.066	203.7	33.687	1:45.632	23 -	32.381	238.4	40.440	206.1	34.013	1:46.834
10 -	32.006	244.8	40.539	203.0	33.914	1:46.459	24 -	31.927	245.4	40.262	206.8	33.999	1:46.188
11 -	31.845	244.8	40.249	201.8	33.749	1:45.843	25 -	35.700	189.4	41.111	206.5	34.918	1:51.729
12 -	31.990	242.6	40.553	202.2	34.098	1:46.641	26 -	32.102	247.7	40.365	<i>208.4</i>	33.929	1:46.396
13 -	32.044	244.8	40.522	203.7	36.295	1:48.861 P	27 -	31.820	248.8	42.360	202.2	35.422	1:49.602
14 -	2:04.785	238.9	42.559	202.6	34.718	3:22.062	28 -	32.038	246.5	40.788	206.5	34.591	1:47.417

4	Montermini/Bastos				Ferrari 360 Modena				GTA				
1 -	34.873	226.4	42.375	203.7	34.323	1:51.571	15 -	31.591	241.0	41.679	205.7	35.630	1:48.900
2 -	32.111	242.6	40.339	205.7	34.264	1:46.714	16 -	32.159	242.1	40.992	204.9	36.337	1:49.488 P
3 -	31.619	241.6	39.981	205.3	33.584	1:45.184	17 -	1:50.658	236.3	43.174	200.3	36.391	3:10.223
4 -	31.645	241.6	39.926	<i>206.7</i>	33.499	1:45.070	18 -	33.370	240.5	43.251	198.8	36.382	1:53.003
5 -	31.563	241.6	39.763	<i>206.7</i>	33.581	1:44.907	19 -	34.855	229.2	42.756	198.1	35.886	1:53.497
6 -	31.661	241.0	40.752	205.3	34.073	1:46.486	20 -	33.597	235.8	42.707	197.4	35.969	1:52.273
7 -	31.591	242.6	40.342	204.5	33.629	1:45.562	21 -	33.375	234.2	42.769	200.3	35.940	1:52.084
8 -	31.676	241.0	39.785	204.9	33.423	1:44.884	22 -	33.308	237.8	44.504	201.1	35.279	1:53.091
9 -	31.608	241.0	39.858	205.3	33.333	1:44.799	23 -	33.583	236.8	42.769	199.2	37.016	1:53.368
10 -	32.013	242.1	40.703	<i>206.7</i>	33.895	1:46.611	24 -	33.534	236.3	43.157	197.8	36.228	1:52.919
11 -	31.869	241.0	40.012	205.3	33.788	1:45.669	25 -	33.827	237.8	43.132	200.7	35.851	1:52.810
12 -	31.590	243.7	41.186	<i>206.7</i>	33.599	1:46.375	26 -	33.924	238.9	42.656	202.2	35.369	1:51.949
13 -	31.712	242.1	40.244	205.3	33.814	1:45.770	27 -	33.748	237.3	42.245	200.0	36.097	1:52.090
14 -	33.036	240.5	40.640	204.5	34.120	1:47.796	28 -	33.622	238.4	42.722	195.2	35.384	1:51.728

Cars 4 7 20 penalised ref Art 21.5. Cars 10 24 ref Art 43.4
 Weather/Track: Sun 13°/Dry 20°

International GT Open RACE 1 - SECTOR ANALYSIS

(contd.)

5 Sundberg/Romero				Ferrari 430 GT2				GTA		
1 -	33.476	238.9	40.668 203.0	33.539	1:47.683	15 -	31.517 237.3	40.243 203.3	33.087	1:44.847
2 -	31.683	240.0	40.128 203.3	33.324	1:45.135	16 -	31.753 240.0	40.211 203.3	34.734	1:46.698P
3 -	31.224	241.0	39.745 203.0	32.975	1:43.944	17 -	1:53.904 230.2	42.652 201.1	34.537	3:11.093
4 -	31.423	238.9	39.989 198.8	33.073	1:44.485	18 -	32.761 237.8	41.785 201.8	34.427	1:48.973
5 -	31.381	239.4	39.838 204.1	32.855	1:44.074	19 -	33.125 236.8	41.781 201.4	34.737	1:49.643
6 -	31.375	240.0	39.695 203.0	33.103	1:44.173	20 -	32.745 238.4	41.643 201.1	34.855	1:49.243
7 -	31.266	239.4	39.703 205.3	32.838	1:43.807	21 -	32.874 238.9	42.202 203.3	34.974	1:50.050
8 -	31.184	241.0	40.133 202.6	32.935	1:44.252	22 -	33.345 236.8	41.762 201.1	34.542	1:49.649
9 -	31.280	239.4	39.997 203.0	34.200	1:45.477	23 -	32.816 237.3	41.357 202.2	34.429	1:48.602
10 -	31.867	238.9	39.845 204.1	33.154	1:44.866	24 -	32.895 238.9	41.551 201.8	34.556	1:49.002
11 -	31.773	241.0	40.547 203.0	33.358	1:45.678	25 -	33.444 238.4	42.410 197.8	35.046	1:50.900
12 -	31.804	244.8	40.975 203.0	33.147	1:45.926	26 -	32.913 238.9	41.685 203.3	35.229	1:49.827
13 -	31.432	240.0	40.018 204.5	33.861	1:45.311	27 -	33.298 237.3	41.857 203.7	36.019	1:51.174
14 -	31.833	239.4	40.053 203.0	33.426	1:45.312	28 -	33.693 237.8	41.993 203.0	35.540	1:51.226

6 Lignonnet/Severin				Seat Cupra GT2				GTA		
1 -	40.347	230.7	43.924 195.2	37.102	2:01.373	14 -	2:18.102 206.8	47.010 191.1	39.041	3:44.153
2 -	33.635	227.8	42.257 191.1	35.301	1:51.193	15 -	36.885 218.6	47.980 178.8	40.090	2:04.955
3 -	33.161	228.3	42.415 192.8	35.543	1:51.119	16 -	40.453 194.5	49.305 179.1	42.424	2:12.182P
4 -	32.904	227.8	42.255 191.4	34.736	1:49.895	17 -	1:19.625 214.7	48.203 169.0	38.975	2:46.803
5 -	33.050	226.4	41.834 193.8	35.024	1:49.908	18 -	36.621 218.6	46.838 189.1	38.414	2:01.873
6 -	33.044	227.3	42.064 192.8	35.271	1:50.379	19 -	36.215 223.6	46.005 176.7	38.368	2:00.588
7 -	33.332	228.3	42.966 193.5	35.148	1:51.446	20 -	36.486 216.0	1:07.226 184.6	39.000	2:22.712
8 -	33.398	226.8	42.036 191.8	35.332	1:50.766	21 -	36.217 202.2	46.278 188.8	38.163	2:00.658
9 -	33.150	228.3	42.035 193.5	34.874	1:50.059	22 -	59.605 197.4	46.459 189.4	39.448	2:25.512
10 -	33.550	225.9	42.043 193.2	34.931	1:50.524	23 -	36.001 225.9	45.631 188.1	38.518	2:00.150
11 -	33.119	227.3	42.597 193.5	35.402	1:51.118	24 -	36.347 218.6	46.124 190.1	50.434	2:12.905
12 -	33.285	229.2	42.483 193.8	35.377	1:51.145	25 -	35.903 221.3	45.469 188.8	39.495	2:00.867
13 -	33.480	227.8	42.450 193.2	37.116	1:53.046P					

Cars 4 7 20 penalised ref Art 21.5. Cars 10 24 ref Art 43.4
Weather/Track: Sun 13°/Dry 20°

International GT Open RACE 1 - SECTOR ANALYSIS

(contd.)

7 Gutierrez/Villalba				Mosler MT900R				GTA		
1 -	35.497	247.1	41.903 206.1	34.473	1:51.873	15 -	32.003 247.7	40.436 207.2	34.152	1:46.591
2 -	31.899	245.4	40.653 206.8	34.512	1:47.064	16 -	32.675 246.5	40.729 206.1	37.103	1:50.507P
3 -	34.527	247.7	40.171 207.2	33.757	1:48.455	17 -	1:37.309 244.3	43.574 203.0	36.576	2:57.459
4 -	31.956	246.0	40.357 204.9	33.542	1:45.855	18 -	34.125 243.2	42.973 205.7	35.956	1:53.054
5 -	31.886	245.4	40.320 205.3	33.521	1:45.727	19 -	34.859 236.3	45.028 201.4	36.821	1:56.708
6 -	33.383	237.8	40.557 206.1	33.641	1:47.581	20 -	33.798 246.0	42.770 202.6	36.097	1:52.665
7 -	32.218	242.6	40.588 201.8	33.464	1:46.270	21 -	34.646 242.6	43.522 200.3	36.748	1:54.916
8 -	31.929	248.8	40.123 205.7	33.839	1:45.891	22 -	34.156 243.7	42.904 204.5	36.159	1:53.219
9 -	31.978	246.0	40.180 206.1	34.178	1:46.336	23 -	34.133 225.9	43.698 200.0	36.502	1:54.333
10 -	31.928	246.5	41.014 205.7	33.933	1:46.875	24 -	34.056 246.5	43.274 202.6	35.863	1:53.193
11 -	32.297	244.8	40.608 206.1	34.221	1:47.126	25 -	33.590 245.4	44.467 201.8	35.429	1:53.486
12 -	32.528	247.7	40.703 207.2	34.585	1:47.816	26 -	33.804 241.6	42.844 205.3	35.501	1:52.149
13 -	32.176	247.7	40.843 206.5	34.352	1:47.371	27 -	33.731 246.5	42.320 204.9	35.311	1:51.362
14 -	32.003	248.8	41.767 206.1	34.494	1:48.264					

8 Jourdain/Merino				Porsche GT3 RSR				GTA		
1 -	37.517	222.6	43.008 205.3	35.371	1:55.896	15 -	33.088 242.6	41.371 204.9	34.594	1:49.053
2 -	33.294	241.6	41.586 204.1	34.926	1:49.806	16 -	32.892 243.7	41.457 203.7	37.181	1:51.530P
3 -	32.876	244.8	41.135 204.9	34.655	1:48.666	17 -	1:37.258 228.8	43.056 192.8	37.326	2:57.640
4 -	32.081	245.4	41.556 203.3	34.478	1:48.115	18 -	34.132 237.3	43.033 200.3	36.596	1:53.761
5 -	32.290	244.8	41.460 204.1	34.798	1:48.548	19 -	34.113 236.3	44.658 197.4	36.534	1:55.305
6 -	32.219	240.0	43.137 192.5	34.830	1:50.186	20 -	34.179 240.5	42.938 201.4	36.766	1:53.883
7 -	32.360	244.8	40.859 205.3	34.749	1:47.968	21 -	34.739 238.9	43.944 200.0	36.201	1:54.884
8 -	32.476	247.7	41.558 200.0	34.870	1:48.904	22 -	34.035 238.4	43.531 199.2	35.908	1:53.474
9 -	32.733	244.3	41.250 201.4	34.726	1:48.709	23 -	34.210 237.8	42.807 199.6	36.534	1:53.551
10 -	32.358	244.8	41.097 204.9	34.472	1:47.927	24 -	35.605 234.2	43.181 200.7	36.090	1:54.876
11 -	32.487	242.6	41.513 204.1	34.991	1:48.991	25 -	34.428 239.4	43.599 199.2	36.329	1:54.356
12 -	32.992	243.2	41.216 204.5	34.427	1:48.635	26 -	34.736 238.9	44.321 198.5	36.584	1:55.641
13 -	32.569	243.2	41.303 203.3	34.671	1:48.543	27 -	34.700 238.9	43.404 198.8	36.481	1:54.585
14 -	33.072	241.6	41.505 202.2	34.880	1:49.457					

Cars 4 7 20 penalised ref Art 21.5. Cars 10 24 ref Art 43.4
Weather/Track: Sun 13°/Dry 20°

International GT Open

RACE 1 - SECTOR ANALYSIS

(contd.)

10 Amorin/Giao				Seat Cupra GT				GTA		
1 -	39.933	227.3	44.007 196.0	39.513	2:03.453	15 -	32.813 231.7	41.223 197.4	34.663	1:48.699
2 -	34.457	233.2	42.671 196.0	34.783	1:51.911	16 -	32.755 232.2	41.297 198.1	35.147	1:49.199
3 -	33.732	236.8	42.149 197.8	36.127	1:52.008	17 -	32.784 233.2	41.068 198.1	34.724	1:48.576
4 -	33.911	230.7	41.831 197.0	34.963	1:50.705	18 -	33.008 231.7	41.229 197.4	34.653	1:48.890
5 -	33.443	232.2	41.960 196.7	35.143	1:50.546	19 -	32.794 233.7	41.625 196.3	35.390	1:49.809
6 -	33.666	231.7	41.368 197.0	34.583	1:49.617	20 -	32.903 233.2	42.023 196.7	36.669	1:51.595
7 -	32.951	233.2	41.910 197.0	35.204	1:50.065	21 -	33.326 231.7	41.392 197.8	34.794	1:49.512
8 -	34.226	229.7	41.791 193.5	34.794	1:50.811	22 -	32.688 231.2	41.278 198.5	36.180	1:50.146
9 -	33.038	231.2	41.618 196.0	34.410	1:49.066	23 -	32.708 231.7	41.932 197.4	34.854	1:49.494
10 -	33.167	231.2	41.513 196.0	35.159	1:49.839	24 -	32.599 234.2	41.384 199.2	34.495	1:48.478
11 -	33.027	231.2	42.293 196.0	35.933	1:51.253	25 -	32.564 235.8	41.476 198.5	35.634	1:49.674
12 -	33.468	232.2	42.426 194.5	35.870	1:51.764P	26 -	32.570 233.7	41.307 198.5	34.798	1:48.675
13 -	1:27.491	230.7	41.693 198.8	35.256	2:44.440	27 -	33.327 231.7	41.531 198.5	34.822	1:49.680
14 -	32.877	232.2	41.843 197.0	34.792	1:49.512					

11 Vinyes/Vivancos				Seat Cupra GT				GTA		
1 -	36.657	235.2	42.666 197.0	34.372	1:53.695	8 -	32.880 230.2	41.010 196.7	34.103	1:47.993
2 -	32.601	235.2	40.859 197.8	34.414	1:47.874	9 -	33.120 230.7	41.026 197.4	35.039	1:49.185
3 -	32.723	235.8	41.375 196.3	34.415	1:48.513	10 -	32.556 232.7	42.247 195.6	34.474	1:49.277
4 -	32.686	232.7	41.240 196.7	34.232	1:48.158	11 -	32.631 234.2	43.114 194.9	36.983	1:52.728
5 -	32.890	232.2	41.289 196.0	35.127	1:49.306	12 -	33.042 233.7	41.717 197.0	39.874	1:54.633P
6 -	34.193	191.4	44.487 191.8	37.790	1:56.470P	13 -	2:02.507 221.7	48.002 182.4	45.610	3:36.119P
7 -	5:26.162	227.8	41.893 194.5	34.544	X:00.000					

17 Roda/Mowlem				Porsche GT3 RSR				GTA		
1 -	38.088	240.5	42.998 203.3	34.971	1:56.057	15 -	32.499 241.6	42.323 203.7	34.213	1:49.035
2 -	32.871	243.2	40.712 204.9	34.387	1:47.970	16 -	32.503 243.2	41.077 204.9	34.859	1:48.439
3 -	32.461	244.3	41.187 203.3	34.791	1:48.439	17 -	38.956 243.7	41.634 204.5	34.949	1:55.539
4 -	32.060	242.6	41.439 203.7	34.795	1:48.294	18 -	40.868 241.0	41.654 203.7	34.299	1:56.821
5 -	32.638	238.9	40.618 202.2	34.172	1:47.428	19 -	33.154 243.2	41.248 203.3	34.602	1:49.004
6 -	33.023	237.8	42.159 201.8	34.144	1:49.326	20 -	32.236 242.6	41.555 203.3	34.038	1:47.829
7 -	32.320	239.4	41.059 203.3	34.403	1:47.782	21 -	33.317 240.0	41.504 202.6	35.144	1:49.965
8 -	32.400	238.9	41.116 201.4	34.903	1:48.419	22 -	32.388 242.1	41.254 203.3	33.955	1:47.597
9 -	32.576	240.0	41.249 202.6	34.437	1:48.262	23 -	32.154 244.3	42.082 203.7	34.924	1:49.160
10 -	32.533	239.4	41.167 201.4	35.047	1:48.747	24 -	32.273 243.2	40.839 205.3	34.389	1:47.501
11 -	32.800	238.4	41.521 200.7	34.820	1:49.141	25 -	32.415 245.4	41.256 204.9	34.417	1:48.088
12 -	32.710	238.4	41.624 203.0	35.757	1:50.091P	26 -	32.109 244.3	40.951 205.3	36.699	1:49.759
13 -	1:30.553	233.7	42.614 200.7	35.193	2:48.360	27 -	32.211 243.2	41.446 205.3	34.357	1:48.014
14 -	32.797	242.1	41.428 203.0	34.451	1:48.676	28 -	31.993 245.4	41.070 205.7	34.818	1:47.881

Cars 4 7 20 penalised ref Art 21.5. Cars 10 24 ref Art 43.4
Weather/Track: Sun 13°/Dry 20°

Magny-Cours
Circuit Length = 4.4110 km.
Start: 17:03 End: 17:54

International GT Open RACE 1 - SECTOR ANALYSIS

(contd.)

18		Bourdais/Caternet				Porsche GT3 RSR				GTA					
1	-	43.059	228.8	43.881	200.0	36.845	2:03.785	6	-	33.568	238.4	43.014	201.4	36.400	1:52.982
2	-	33.777	239.4	42.147	<i>202.6</i>	<i>35.411</i>	1:51.335	7	-	34.313	240.5	42.184	201.1	36.317	1:52.814
3	-	33.579	<i>244.8</i>	42.094	201.1	36.414	1:52.087	8	-	33.708	240.5	42.522	200.0	36.663	1:52.893
4	-	33.470	241.0	41.760	<i>202.6</i>	35.426	1:50.656	9	-	33.444	240.0	45.775	103.1	1:18.717	2:37.936P
5	-	<i>33.256</i>	241.0	<i>41.665</i>	201.1	35.629	1:50.550								

20		Cressoni/Ruberti				Ferrari 360 Modena GTC				GTA					
1	-	34.809	238.9	41.530	201.4	36.200	1:52.539	15	-	32.186	241.6	40.702	200.7	33.430	1:46.318
2	-	32.351	241.6	40.726	202.2	34.381	1:47.458	16	-	31.671	241.0	40.124	204.1	<i>33.299</i>	1:45.094
3	-	32.744	239.4	40.823	203.0	35.056	1:48.623	17	-	33.091	241.6	41.028	203.0	33.671	1:47.790
4	-	32.510	240.0	40.713	201.1	34.204	1:47.427	18	-	33.113	240.5	41.533	202.2	34.341	1:48.987
5	-	32.330	238.9	40.625	201.8	34.047	1:47.002	19	-	31.751	241.0	40.142	200.7	33.527	1:45.420
6	-	33.708	235.2	40.693	201.8	34.268	1:48.669	20	-	31.639	<i>242.1</i>	40.271	202.6	33.494	1:45.404
7	-	32.711	238.4	40.464	201.8	34.231	1:47.406	21	-	32.144	239.4	40.807	201.8	33.664	1:46.615
8	-	32.378	238.9	40.378	201.8	34.027	1:46.783	22	-	32.328	237.3	42.328	202.2	33.621	1:48.277
9	-	32.422	237.8	40.570	201.1	34.088	1:47.080	23	-	31.647	240.5	40.391	203.7	33.795	1:45.833
10	-	32.424	238.9	40.627	203.0	34.833	1:47.884	24	-	<i>31.502</i>	<i>242.1</i>	<i>40.046</i>	202.6	33.545	1:45.093
11	-	32.423	238.4	40.479	202.2	34.146	1:47.048	25	-	31.646	241.0	40.762	204.1	34.428	1:46.836
12	-	32.516	238.9	41.193	201.8	36.894	1:50.603P	26	-	31.677	241.6	40.499	<i>204.9</i>	33.785	1:45.961
13	-	2:00.017	236.3	41.733	203.3	34.234	3:15.984	27	-	31.740	241.6	40.682	203.7	34.091	1:46.513
14	-	31.961	237.8	40.919	202.2	34.837	1:47.717	28	-	31.715	240.0	40.683	204.5	34.753	1:47.151

23		Zani/Malucelli				Aston Martin DBRS9				GTS					
1	-	37.162	220.4	42.721	<i>202.2</i>	35.026	1:54.909	15	-	33.320	228.8	42.372	200.0	35.354	1:51.046
2	-	32.565	228.3	<i>41.414</i>	<i>202.2</i>	34.647	1:48.626	16	-	34.001	237.8	42.596	200.3	35.011	1:51.608
3	-	<i>31.957</i>	230.7	41.654	199.2	<i>34.512</i>	1:48.117	17	-	32.789	236.3	42.022	199.2	34.764	1:49.575
4	-	32.319	232.2	41.459	200.7	35.039	1:48.817	18	-	32.819	233.7	41.645	200.3	35.157	1:49.621
5	-	33.679	231.2	41.472	201.4	34.688	1:49.839	19	-	33.857	235.2	42.087	199.2	36.207	1:52.151
6	-	32.473	227.8	43.467	199.2	35.538	1:51.478	20	-	33.334	237.3	42.904	199.2	35.211	1:51.449
7	-	32.383	228.3	41.774	200.0	34.929	1:49.086	21	-	32.899	236.8	41.952	198.8	34.912	1:49.763
8	-	32.299	230.2	41.598	199.2	35.020	1:48.917	22	-	32.963	234.7	43.604	192.1	35.445	1:52.012
9	-	32.849	225.4	42.331	199.2	35.333	1:50.513	23	-	32.758	234.7	41.830	198.5	35.296	1:49.884
10	-	32.653	235.8	41.976	199.6	35.039	1:49.668	24	-	32.853	237.8	42.263	200.0	34.990	1:50.106
11	-	32.387	234.7	43.606	198.8	35.202	1:51.195	25	-	32.615	237.8	42.949	199.6	36.420	1:51.984
12	-	32.688	232.7	42.050	200.0	34.914	1:49.652	26	-	33.670	236.3	44.829	194.2	36.968	1:55.467
13	-	32.571	229.7	42.128	199.2	37.541	1:52.240P	27	-	33.552	236.8	43.063	200.7	36.712	1:53.327
14	-	1:28.219	226.4	42.458	200.0	37.284	2:47.961	28	-	33.005	<i>238.4</i>	41.832	200.0	35.064	1:49.901

Cars 4 7 20 penalised ref Art 21.5. Cars 10 24 ref Art 43.4
Weather/Track: Sun 13°/Dry 20°

International GT Open RACE 1 - SECTOR ANALYSIS

(contd.)

24 Groppi/Seiler				Aston Martin DBRS9				GTS		
1 -	42.457	<i>241.0</i>	45.313 195.2	36.398	2:04.168	14 -	33.506 236.8	42.118 <i>200.3</i>	35.276	1:50.900
2 -	34.734	239.4	42.599 199.6	35.321	1:52.654	15 -	33.465 235.8	41.973 199.6	35.197	1:50.635
3 -	33.396	240.5	42.318 197.8	35.340	1:51.054	16 -	33.675 237.8	41.856 200.0	35.728	1:51.259
4 -	33.603	236.8	42.637 199.6	35.085	1:51.325	17 -	33.667 237.3	41.930 199.6	35.553	1:51.150
5 -	33.462	234.7	42.083 198.8	35.509	1:51.054	18 -	33.502 234.7	42.032 199.2	35.420	1:50.954
6 -	33.583	235.8	42.864 197.4	35.722	1:52.169	19 -	33.398 237.8	42.328 198.8	36.571	1:52.297
7 -	34.834	234.2	42.842 198.5	35.710	1:53.386	20 -	33.593 236.8	41.899 198.5	35.725	1:51.217
8 -	33.604	236.8	43.465 197.4	35.820	1:52.889	21 -	33.425 235.2	42.056 199.6	35.512	1:50.993
9 -	34.073	235.2	43.196 197.0	37.107	1:54.376	22 -	33.963 235.2	42.526 198.5	35.778	1:52.267
10 -	34.106	235.2	43.347 197.4	36.091	1:53.544	23 -	33.476 236.8	42.057 198.5	35.765	1:51.298
11 -	34.020	235.2	43.587 198.5	37.448	1:55.055	24 -	34.018 235.8	42.154 199.6	36.291	1:52.463
12 -	34.236	234.7	44.059 197.8	38.736	1:57.031 P	25 -	33.773 237.8	42.492 198.8	36.046	1:52.311
13 -	1:42.534	228.8	42.371 199.2	35.712	3:00.617	26 -	33.528 236.3	42.119 198.5	36.181	1:51.828

27 Belicchi/Zonca				Dodge Viper GT3				GTS			
1 -	34.118	245.4	40.946 205.7	34.030	1:49.094	15 -	31.905 249.4	41.300 205.7	35.703	1:48.908 P	
2 -	31.588	250.0	40.060 205.3	33.688	1:45.336	16 -	2:16.638	245.4	41.826 203.7	34.835	3:33.299
3 -	31.410	250.5	40.022 204.5	33.395	1:44.827	17 -	32.594	250.0	41.730 204.5	36.158	1:50.482
4 -	31.456	250.0	40.008 205.3	33.639	1:45.103	18 -	33.611	246.0	41.370 203.3	35.837	1:50.818
5 -	31.500	250.0	40.008 206.1	34.203	1:45.711	19 -	32.148	250.5	41.451 201.1	34.848	1:48.447
6 -	31.526	250.0	40.161 204.9	34.554	1:46.241	20 -	32.425	248.8	41.249 200.3	34.910	1:48.584
7 -	31.432	248.8	40.233 205.7	33.820	1:45.485	21 -	32.152	248.8	41.365 204.9	34.399	1:47.916
8 -	31.514	249.4	40.454 204.9	33.857	1:45.825	22 -	33.688	248.8	41.920 203.3	35.806	1:51.414
9 -	31.488	250.0	40.298 205.3	33.823	1:45.609	23 -	33.358	247.1	43.658 192.8	36.183	1:53.199
10 -	33.188	245.4	40.730 205.7	33.909	1:47.827	24 -	32.943	237.8	53.026 187.5	36.601	2:02.570
11 -	31.597	250.5	40.281 205.7	33.751	1:45.629	25 -	33.118	235.8	45.455 189.4	37.451	1:56.024
12 -	31.650	257.7	41.151 205.7	33.866	1:46.667	26 -	33.544	213.4	45.196 198.1	36.920	1:55.660
13 -	31.624	250.0	41.131 205.7	34.234	1:46.989	27 -	33.298	217.3	43.366 198.5	37.464	1:54.128
14 -	32.445	237.8	40.925 207.6	34.375	1:47.745	28 -	33.403	231.2	42.303 203.0	36.936	1:52.642

Cars 4 7 20 penalised ref Art 21.5. Cars 10 24 ref Art 43.4
Weather/Track: Sun 13°/Dry 20°

International GT Open RACE 1 - SECTOR ANALYSIS

(contd.)

29		Perazzini/Cioci				Dodge Viper GT3				GTS
1 -	36.230 240.0	42.820 204.9	34.354	1:53.404	15 -	32.012 243.7	41.350 204.9	34.389	1:47.751	
2 -	31.961 <i>250.5</i>	41.478 203.7	34.541	1:47.980	16 -	31.976 249.4	<i>41.001 206.1</i>	35.095	1:48.072	
3 -	32.294 246.5	41.246 <i>206.7</i>	35.930	1:49.470	17 -	31.933 246.0	41.159 203.3	34.734	1:47.826	
4 -	32.282 245.4	41.859 184.9	34.607	1:48.748	18 -	31.949 233.2	41.672 204.1	34.617	1:48.238	
5 -	32.269 246.5	41.336 197.0	34.752	1:48.357	19 -	33.426 221.3	42.441 204.5	34.909	1:50.776	
6 -	32.967 241.0	43.964 201.8	34.877	1:51.808	20 -	33.753 230.2	41.634 203.3	34.501	1:49.888	
7 -	32.100 248.2	41.318 204.5	35.693	1:49.111	21 -	32.189 233.2	41.749 204.1	34.795	1:48.733	
8 -	32.339 242.1	41.814 201.1	35.693	1:49.846	22 -	32.730 234.2	41.444 205.3	34.911	1:49.085	
9 -	33.502 230.2	42.468 200.0	34.795	1:50.765	23 -	<i>31.873</i> 226.8	41.934 203.7	34.528	1:48.335	
10 -	32.665 244.8	42.017 203.0	34.594	1:49.276	24 -	31.998 229.7	42.727 205.3	34.887	1:49.612	
11 -	32.381 243.7	42.154 203.3	34.747	1:49.282	25 -	32.381 223.6	43.512 201.8	34.816	1:50.709	
12 -	32.989 242.6	42.049 203.7	34.835	1:49.873P	26 -	32.470 220.8	42.444 202.6	35.511	1:50.425	
13 -	1:47.272 220.8	43.383 201.4	35.272	3:05.927	27 -	33.734 217.7	42.382 205.3	35.243	1:51.359	
14 -	32.241 247.1	41.285 204.1	<i>34.234</i>	1:47.760	28 -	32.881 235.8	42.335 203.0	35.218	1:50.434	

31		Medard/Pla				Porsche 996 Cup				GTB
1 -	45.864 219.9	45.289 188.1	36.594	2:07.747	14 -	34.281 229.7	42.976 186.8	36.262	1:53.519	
2 -	34.911 230.2	43.972 191.4	36.303	1:55.186	15 -	35.160 232.2	42.990 192.1	35.690	1:53.840	
3 -	35.318 223.1	43.816 190.4	35.753	1:54.887	16 -	<i>33.597</i> 231.7	43.248 191.4	35.307	1:52.152	
4 -	34.254 229.2	43.681 189.1	36.216	1:54.151	17 -	33.615 231.2	<i>42.151</i> 192.1	35.300	1:51.066	
5 -	34.562 229.2	43.484 190.8	36.281	1:54.327	18 -	33.631 <i>233.2</i>	42.157 191.8	35.325	1:51.113	
6 -	34.500 231.2	43.882 189.8	36.222	1:54.604	19 -	34.022 232.7	42.382 192.1	36.358	1:52.762	
7 -	34.380 230.2	43.591 190.8	36.907	1:54.878	20 -	34.145 231.7	42.580 192.1	<i>35.127</i>	1:51.846	
8 -	34.436 232.7	43.430 189.1	36.253	1:54.119	21 -	33.602 230.2	42.207 <i>192.5</i>	36.548	1:52.357	
9 -	34.345 229.7	43.501 190.4	36.150	1:53.996	22 -	33.732 232.2	43.797 189.1	36.521	1:54.050	
10 -	35.516 208.8	44.904 189.1	36.314	1:56.734	23 -	33.964 231.7	42.817 191.8	35.609	1:52.390	
11 -	35.727 228.3	46.389 176.7	36.780	1:58.896	24 -	34.229 230.7	42.659 <i>192.5</i>	36.019	1:52.907	
12 -	35.178 227.8	44.439 179.7	40.267	1:59.884P	25 -	34.340 231.2	43.070 191.4	36.069	1:53.479	
13 -	1:57.302 213.8	43.495 189.1	37.924	3:18.721	26 -	34.168 231.2	42.699 192.1	37.349	1:54.216	

Cars 4 7 20 penalised ref Art 21.5. Cars 10 24 ref Art 43.4
Weather/Track: Sun 13°/Dry 20°

International GT Open RACE 1 - SECTOR ANALYSIS

(contd.)

33		Cutrera/Giudici				Ferrari 360 Challenge				GTB
1 -	44.127 231.7	45.300 186.2	36.353	2:05.780	15 -	1:45.833 225.9	44.347 186.5	35.829	3:06.009	
2 -	34.662 231.7	43.802 186.8	35.756	1:54.220	16 -	34.770 229.7	44.239 186.2	35.963	1:54.972	
3 -	34.444 230.2	42.832 186.5	35.016	1:52.292	17 -	34.452 230.7	44.613 188.4	35.883	1:54.948	
4 -	34.245 230.2	43.152 186.2	34.994	1:52.391	18 -	35.314 229.7	44.399 185.5	35.517	1:55.230	
5 -	34.106 230.7	42.775 187.5	35.189	1:52.070	19 -	33.936 230.7	43.766 186.8	35.880	1:53.582	
6 -	33.878 231.2	43.044 186.5	35.620	1:52.542	20 -	34.158 230.7	43.993 188.1	36.018	1:54.169	
7 -	33.854 232.2	43.075 185.8	35.190	1:52.119	21 -	34.148 229.7	44.143 187.5	35.562	1:53.853	
8 -	34.097 229.7	42.740 186.8	35.376	1:52.213	22 -	34.310 227.8	45.772 164.6	37.667	1:57.749	
9 -	34.452 229.2	43.053 186.8	35.178	1:52.683	23 -	34.301 231.7	44.008 186.8	35.793	1:54.102	
10 -	33.994 228.8	43.136 186.5	35.212	1:52.342	24 -	34.549 231.2	45.153 187.5	35.984	1:55.686	
11 -	33.936 230.2	43.036 187.5	35.033	1:52.005	25 -	33.902 231.7	44.119 188.8	35.789	1:53.810	
12 -	34.003 229.2	43.334 185.8	36.439	1:53.776	26 -	34.672 231.7	43.992 188.1	35.580	1:54.244	
13 -	33.862 229.7	42.902 186.8	35.322	1:52.086	27 -	34.895 230.2	43.744 189.4	35.707	1:54.346	
14 -	34.796 228.3	43.369 187.1	37.808	1:55.973P						

35		Arlotti/Gini				Ferrari 360 Challenge				GTB
1 -	43.829 225.9	45.163 184.3	36.363	2:05.355	14 -	34.728 222.2	43.380 186.2	38.050	1:56.158P	
2 -	34.367 232.2	44.054 184.9	35.586	1:54.007	15 -	1:38.798 226.8	44.375 186.2	36.797	2:59.970	
3 -	34.326 230.2	42.842 185.5	35.209	1:52.377	16 -	35.201 228.8	45.084 186.8	36.752	1:57.037	
4 -	34.268 223.6	43.268 185.2	35.060	1:52.596	17 -	35.431 228.3	45.074 185.5	37.487	1:57.992	
5 -	34.049 224.5	42.692 186.2	35.053	1:51.794	18 -	35.769 227.3	45.258 185.8	36.939	1:57.966	
6 -	33.805 225.9	42.785 184.3	42.720	1:59.310	19 -	36.091 228.8	45.191 186.5	36.518	1:57.800	
7 -	35.504 219.9	42.900 186.2	36.167	1:54.571	20 -	35.331 227.3	44.580 186.5	37.118	1:57.029	
8 -	34.439 223.6	43.216 184.9	35.263	1:52.918	21 -	35.385 228.8	45.100 185.5	38.056	1:58.541	
9 -	34.417 223.6	43.276 185.2	35.465	1:53.158	22 -	36.206 227.3	45.452 186.5	38.004	1:59.662	
10 -	34.220 223.6	43.271 185.8	35.736	1:53.227	23 -	36.947 219.9	45.391 187.1	36.943	1:59.281	
11 -	34.617 223.6	43.782 184.6	35.431	1:53.830	24 -	35.822 227.3	46.220 187.5	37.263	1:59.305	
12 -	34.112 223.6	43.015 185.8	35.446	1:52.573	25 -	36.517 227.3	45.133 187.8	38.107	1:59.757	
13 -	34.260 229.2	43.524 182.1	36.646	1:54.430	26 -	35.575 228.8	44.360 187.5	37.386	1:57.321	

Cars 4 7 20 penalised ref Art 21.5. Cars 10 24 ref Art 43.4
Weather/Track: Sun 13°/Dry 20°

International GT Open RACE 1 - SECTOR ANALYSIS

(contd.)

36		Guidi/Bartyan				Ferrari 430 GT2				GTA
1 -	32.905 238.9	40.346 204.5	33.558	1:46.809	15 -	31.480 240.0	39.939 204.1	32.946	1:44.365	
2 -	31.768 239.4	39.949 203.3	33.143	1:44.860	16 -	31.484 240.0	40.203 203.0	35.097	1:46.784P	
3 -	31.475 238.9	39.677 204.9	32.791	1:43.943	17 -	2:05.410 236.8	41.194 203.0	34.218	3:20.822	
4 -	31.272 241.0	39.501 204.9	32.903	1:43.676	18 -	32.693 238.4	40.678 202.6	34.987	1:48.358	
5 -	31.487 240.0	40.568 203.7	32.937	1:44.992	19 -	32.595 238.4	40.657 202.6	34.039	1:47.291	
6 -	31.471 238.9	39.618 203.7	32.739	1:43.828	20 -	32.274 240.5	40.481 202.6	33.765	1:46.520	
7 -	31.331 240.0	39.850 204.1	32.843	1:44.024	21 -	32.670 242.6	40.829 202.2	34.275	1:47.774	
8 -	31.259 241.6	39.636 203.3	32.997	1:43.892	22 -	32.321 238.4	40.683 203.0	33.732	1:46.736	
9 -	31.294 240.0	39.812 203.3	33.252	1:44.358	23 -	32.188 238.4	40.966 195.2	34.072	1:47.226	
10 -	31.494 240.0	40.421 204.5	33.177	1:45.092	24 -	32.280 239.4	40.750 202.2	33.973	1:47.003	
11 -	32.210 239.4	40.077 204.9	33.298	1:45.585	25 -	32.491 239.4	40.946 203.3	34.303	1:47.740	
12 -	32.263 242.1	39.886 204.1	33.104	1:45.253	26 -	32.970 241.6	41.409 203.3	34.281	1:48.660	
13 -	31.482 241.6	41.194 203.7	33.550	1:46.226	27 -	32.366 241.6	41.041 204.9	34.950	1:48.357	
14 -	31.624 240.5	39.947 202.2	32.939	1:44.510	28 -	32.312 241.0	40.481 204.1	34.627	1:47.420	

37		Giannoccaro/Tedoldi				Ferrari 360 Modena				GTA
1 -	39.844 227.3	43.872 190.8	38.590	2:02.306P						

39		De Castro/Sloot				Marcos Mantis				GTB
1 -	49.426 204.5	49.844 175.6	42.946	2:22.216	13 -	39.263 198.1	48.729 173.6	39.804	2:07.796	
2 -	39.829 197.4	49.887 171.4	41.738	2:11.454	14 -	39.415 192.8	47.893 169.8	40.868	2:08.176	
3 -	39.930 202.6	49.342 170.3	41.266	2:10.538	15 -	38.952 198.1	47.352 164.1	39.350	2:05.654	
4 -	39.946 194.9	50.882 171.1	43.219	2:14.047	16 -	38.861 197.4	47.095 170.8	38.419	2:04.375	
5 -	41.408 176.4	53.330 166.4	44.903	2:19.641	17 -	37.908 201.4	47.700 137.7	39.113	2:04.721	
6 -	41.157 187.5	52.950 169.8	44.494	2:18.601	18 -	37.599 200.0	46.718 169.8	38.348	2:02.665	
7 -	39.370 197.0	50.526 167.1	43.685	2:13.581	19 -	39.387 197.8	47.795 159.0	39.380	2:06.562	
8 -	41.607 187.8	50.433 162.4	43.023	2:15.063	20 -	38.283 198.8	47.699 149.7	39.469	2:05.451	
9 -	40.629 185.2	52.699 171.4	41.815	2:15.143	21 -	37.657 200.3	53.106 154.2	42.957	2:13.720	
10 -	39.850 192.5	50.760 170.3	42.339	2:12.949	22 -	40.036 182.4	51.253 150.4	41.212	2:12.501	
11 -	39.969 188.4	50.227 165.1	47.310	2:17.506P	23 -	42.617 167.4	51.403 131.8	43.711	2:17.731	
12 -	1:40.325 160.7	51.952 154.0	40.868	3:13.145						

Cars 4 7 20 penalised ref Art 21.5. Cars 10 24 ref Art 43.4
Weather/Track: Sun 13°/Dry 20°

International GT Open RACE 1 - SECTOR ANALYSIS

(contd.)

42		Villacieros/Robert				Ferrari 430 Challenge				GTB
1 -	41.433 241.0	43.464 200.0	36.968	2:01.865	14 -	1:43.955 227.3	46.056 190.8	37.850	3:07.861	
2 -	33.892 241.6	42.612 200.3	35.022	1:51.526	15 -	36.080 230.7	45.292 191.1	37.848	1:59.220	
3 -	33.678 243.7	41.886 200.3	35.416	1:50.980	16 -	36.577 225.9	45.736 192.1	37.660	1:59.973	
4 -	33.242 242.1	42.281 200.0	34.944	1:50.467	17 -	35.205 235.2	45.373 195.2	37.771	1:58.349	
5 -	33.416 242.1	41.749 201.4	34.842	1:50.007	18 -	36.610 222.6	47.289 194.2	38.874	2:02.773	
6 -	33.454 242.1	41.955 201.4	36.197	1:51.606	19 -	35.865 238.4	45.669 194.2	39.249	2:00.783	
7 -	34.171 234.7	42.053 199.6	35.168	1:51.392	20 -	36.671 232.2	44.917 197.8	37.743	1:59.331	
8 -	34.896 225.4	42.968 199.2	35.402	1:53.266	21 -	35.953 216.4	46.453 184.6	39.298	2:01.704	
9 -	34.035 241.6	42.577 200.3	35.169	1:51.781	22 -	36.384 226.8	46.855 193.2	38.654	2:01.893	
10 -	33.905 241.0	42.486 200.3	35.169	1:51.560	23 -	35.876 237.8	1:07.163 195.2	37.913	2:20.952	
11 -	33.978 241.6	42.816 198.1	35.312	1:52.106	24 -	35.781 231.7	46.214 198.1	39.083	2:01.078	
12 -	33.697 243.7	42.266 202.2	35.848	1:51.811	25 -	36.042 232.7	47.250 192.1	39.163	2:02.455	
13 -	34.305 240.0	42.647 200.3	36.881	1:53.833P	26 -	36.944 233.2	46.445 191.8	38.402	2:01.791	

43		Santos/Zoest				Ferrari 430 Challenge				GTB
1 -	41.941 243.2	43.794 199.6	36.973	2:02.708	10 -	1:55.516 217.3	43.439 198.8	36.784	3:15.739	
2 -	34.095 242.1	42.351 199.6	35.256	1:51.702	11 -	34.671 240.0	43.416 196.7	37.638	1:55.725P	
3 -	34.034 241.6	42.216 199.6	35.929	1:52.179	12 -	1:52.557 221.3	46.288 193.8	39.181	3:18.026	
4 -	35.024 216.4	43.826 199.2	36.454	1:55.304	13 -	35.465 228.8	45.054 166.9	43.589	2:04.108	
5 -	34.352 239.4	42.581 198.1	35.779	1:52.712	14 -	35.787 229.2	58.999	40.973	2:15.759	
6 -	34.170 240.0	42.445 199.2	35.923	1:52.538	15 -	36.238 204.9	45.572 172.5	43.268	2:05.078	
7 -	34.583 239.4	55.324 196.7	37.150	2:07.057	16 -	39.861 199.6	45.759 194.5	37.158	2:02.778	
8 -	35.238 239.4	43.054 197.4	44.482	2:02.774	17 -	35.529 231.7	44.791 194.9	37.982	1:58.302	
9 -	46.941 154.9	58.933 127.5	49.701	2:35.575P	18 -	39.106 206.5	48.768 168.7	37.959	2:05.833	

44		Farait/Michali				Lamborghini Diablo				GTB
1 -	44.343 225.0	45.291 188.8	36.907	2:06.541	14 -	1:35.025 207.2	48.230 194.5	40.649	3:03.904	
2 -	34.178 240.5	44.234 201.1	35.986	1:54.398	15 -	36.791 238.4	46.238 191.4	39.250	2:02.279	
3 -	34.303 238.4	43.502 203.7	35.966	1:53.771	16 -	35.344 238.9	44.595 197.8	37.253	1:57.192	
4 -	34.095 238.4	44.275 198.8	36.411	1:54.781	17 -	35.596 216.8	44.761 198.1	37.174	1:57.531	
5 -	34.793 234.7	43.776 198.1	36.042	1:54.611	18 -	35.455 247.1	44.343 200.0	36.936	1:56.734	
6 -	34.140 240.5	43.533 200.7	36.102	1:53.775	19 -	35.304 227.8	45.651 198.5	39.161	2:00.116	
7 -	34.120 243.2	43.193 200.7	36.289	1:53.602	20 -	35.147 246.0	44.213 198.5	37.341	1:56.701	
8 -	34.055 239.4	43.410 201.8	35.607	1:53.072	21 -	34.894 246.5	44.062 196.3	36.869	1:55.825	
9 -	34.178 244.8	43.245 201.1	36.087	1:53.510	22 -	34.613 247.7	43.572 200.7	36.831	1:55.016	
10 -	34.077 241.6	42.994 203.0	35.702	1:52.773	23 -	34.935 244.3	44.058 198.5	37.520	1:56.513	
11 -	34.312 241.6	43.826 198.5	36.066	1:54.204	24 -	35.081 249.4	43.623 201.1	36.751	1:55.455	
12 -	33.836 242.6	43.197 203.3	35.975	1:53.008	25 -	35.036 242.6	43.506 204.1	37.313	1:55.855	
13 -	35.288 215.5	43.936 202.6	38.073	1:57.297P	26 -	35.476 242.1	43.777 202.2	37.841	1:57.094P	

Cars 4 7 20 penalised ref Art 21.5. Cars 10 24 ref Art 43.4
Weather/Track: Sun 13°/Dry 20°

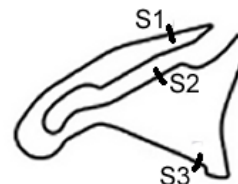
Magny-Cours
Circuit Length = 4.4110 km.
Start: 17:03 End: 17:54

International GT Open Race 1 - Best Sector Speeds Report

SECTOR 1				SECTOR 2				SECTOR 3				
POS	NO	NAME	SPEED	LAP	NO	NAME	SPEED	LAP	NO	NAME	SPEED	LAP
1	27	BELICCHI	251.1	12	2	GUERRERO	208.4	16				
2	29	PERAZZINI	250.5	2	27	BELICCHI	207.6	14				
3	44	FARAIT	249.4	24	7	GUTIERREZ	207.2	3				
4	2	GUERRERO	248.8	27	4	MONTERMINI	206.1	4				
5	7	GUTIERREZ	248.8	8	29	PERAZZINI	206.1	3				
6	8	JOURDAIN	247.1	8	17	RODA	205.7	28				
7	17	RODA	245.4	25	5	SUNDBERG	205.3	7				
8	5	SUNDBERG	244.8	12	8	JOURDAIN	205.3	1				
9	18	BOURDAIS	244.8	3	20	CRESSONI	204.9	26				
10	4	MONTERMINI	243.7	12	36	GUIDI	204.9	3				
11	42	VILLACIEROS	243.7	3	44	FARAIT	204.1	25				
12	43	SANTOS	243.2	1	18	BOURDAIS	202.6	2				
13	36	GUIDI	242.6	21	23	ZANI	202.2	1				
14	20	CRESSONI	242.1	20	42	VILLACIEROS	202.2	12				
15	24	GROPPI	241.0	1	24	GROPPI	200.3	14				
16	23	ZANI	238.4	28	43	SANTOS	199.6	1				
17	10	AMORIN	236.8	3	10	AMORIN	199.2	24				
18	11	VINYES	235.8	3	11	VINYES	197.8	2				
19	31	MEDARD	233.2	18	6	LIGONNET	195.2	1				
20	33	CUTRERA	232.2	7	31	MEDARD	192.5	21				
21	35	ARLOTTI	232.2	2	37	G GIANNOCC	190.8	1				
22	6	LIGONNET	230.7	1	33	CUTRERA	189.4	27				
23	37	G GIANNOCC	227.3	1	35	ARLOTTI	187.8	25				
24	39	DE CASTRO	204.5	1	39	DE CASTRO	175.6	1				



Weather/Track: Sun 13°/Dry 20°



Circuit Length - 4.4110 kilometres
Circuit de Nevers
Magny Cours

International GT Open

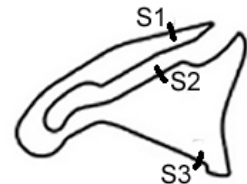
Race 1 - Best Sector Times Report

POS	SECTOR 1			SECTOR 2			SECTOR 3			IDEAL/BEST LAP COMPARISON					
	NO	TIME	LAP	NO	TIME	LAP	NO	TIME	LAP	NO	NAME	IDEAL	BEST	LAP	DIFF
1	5	31.184	8	36	39.501	4	36	32.739	6	36	GUIDI	1:43.499	1:43.676	4	+ 0.177
2	36	31.259	8	5	39.695	6	5	32.838	7	5	SUNDBERG	1:43.717	1:43.807	7	+ 0.090
3	27	31.410	3	4	39.763	5	2	33.293	3	4	MONTERMI	1:44.659	1:44.799	9	+ 0.140
4	20	31.502	24	2	39.805	4	20	33.299	16	2	GUERRERO	1:44.745	1:45.054	4	+ 0.309
5	4	31.563	5	27	40.008	4	4	33.333	9	27	BELICCHI	1:44.813	1:44.827	3	+ 0.014
6	2	31.647	4	20	40.046	24	27	33.395	3	20	CRESSONI	1:44.847	1:45.093	24	+ 0.246
7	29	31.873	23	7	40.123	8	7	33.464	7	7	GUTIERREZ	1:45.473	1:45.727	5	+ 0.254
8	7	31.886	5	17	40.618	5	17	33.955	22	17	RODA	1:46.566	1:47.428	5	+ 0.862
9	23	31.951	3	8	40.859	7	11	34.103	8	29	PERAZZINI	1:47.108	1:47.751	15	+ 0.643
10	17	31.993	28	11	40.859	2	29	34.234	14	8	JOURDAIN	1:47.367	1:47.927	10	+ 0.560
11	8	32.081	4	29	41.001	16	10	34.410	9	11	VINYES	1:47.518	1:47.874	2	+ 0.356
12	11	32.556	10	10	41.068	17	8	34.427	12	23	ZANI	1:47.877	1:48.117	3	+ 0.240
13	10	32.564	25	23	41.414	2	23	34.512	3	10	AMORIN	1:48.042	1:48.478	24	+ 0.436
14	6	32.904	4	18	41.665	5	6	34.736	4	6	LIGONNET	1:49.474	1:49.895	4	+ 0.421
15	42	33.242	4	42	41.749	5	42	34.842	5	42	VILLACIERO	1:49.833	1:50.007	5	+ 0.174
16	18	33.256	5	6	41.834	5	33	34.994	4	18	BOURDAIS	1:50.332	1:50.550	5	+ 0.218
17	24	33.396	3	24	41.856	16	35	35.053	5	24	GROPPI	1:50.337	1:50.635	15	+ 0.298
18	31	33.597	16	31	42.151	17	24	35.085	4	31	MEDARD	1:50.869	1:51.066	17	+ 0.197
19	35	33.805	6	43	42.216	3	31	35.121	20	43	SANTOS	1:51.506	1:51.702	2	+ 0.196
20	44	33.836	12	35	42.692	5	43	35.256	2	35	ARLOTTI	1:51.550	1:51.794	5	+ 0.244
21	33	33.854	7	33	42.740	8	18	35.411	2	33	CUTRERA	1:51.588	1:52.005	11	+ 0.417
22	43	34.034	3	44	42.994	10	44	35.607	8	44	FARAIT	1:52.437	1:52.773	10	+ 0.336
23	39	37.599	18	37	43.872	1	39	38.348	18	37	G GIANNOC	2:02.306	2:02.306	1	+ 0.000
24	37	39.844	1	39	46.718	18	37	38.590	1	39	DE CASTRO	2:02.665	2:02.665	18	+ 0.000

'Perfect Lap' - 1:43.424



Weather/Track: Sun 13°/Dry 20°



Circuit Length - 4.4110 kilometres
Circuit de Nevers
Magny Cours

International GT Open LAP CHART - RACE 1

Lap 1			Lap 2			Lap 3			Lap 4			Lap 5		
No	Behind	Laptime	No	Behind	Laptime	No	Behind	Laptime	No	Behind	Laptime	No	Behind	Laptime
36		1:46.809	36		1:44.860	36		1:43.943	36		1:43.676	36		1:44.992
5	0.874	1:47.683	5	1.149	1:45.135	5	1.150	1:43.944	5	1.959	1:44.485	5	1.041	1:44.074
27	2.285	1:49.094	27	2.761	1:45.336	27	3.645	1:44.827	27	5.072	1:45.103	27	5.791	1:45.711
2	4.003	1:50.812	2	4.590	1:45.447	2	6.016	1:45.369	2	7.394	1:45.054	2	8.404	1:46.002
4	4.762	1:51.571	4	6.616	1:46.714	4	7.857	1:45.184	4	9.251	1:45.070	4	9.166	1:44.907
7	5.064	1:51.873	7	7.268	1:47.064	7	11.780	1:48.455	7	13.959	1:45.855	39	1 LAP	2:14.047
20	5.730	1:52.539	20	8.328	1:47.458	20	13.008	1:48.623	20	16.759	1:47.427	7	14.694	1:45.727
29	6.595	1:53.404	29	9.715	1:47.980	11	14.470	1:48.513	11	18.952	1:48.158	20	18.769	1:47.002
11	6.886	1:53.695	11	9.900	1:47.874	29	15.242	1:49.470	29	20.314	1:48.748	11	23.266	1:49.306
23	8.100	1:54.909	23	11.866	1:48.626	23	16.040	1:48.117	23	21.181	1:48.817	29	23.679	1:48.357
8	9.087	1:55.896	17	12.358	1:47.970	17	16.854	1:48.439	17	21.472	1:48.294	17	23.908	1:47.428
17	9.248	1:56.057	8	14.033	1:49.806	8	18.756	1:48.666	8	23.195	1:48.115	23	26.028	1:49.839
6	14.564	2:01.373	6	20.897	1:51.193	6	28.073	1:51.119	6	34.292	1:49.895	8	26.751	1:48.548
37	15.497	2:02.306P	42	21.722	1:51.526	42	28.759	1:50.980	42	35.550	1:50.467	6	39.208	1:49.908
42	15.056	2:01.865	43	22.741	1:51.702	43	30.977	1:52.179	18	38.575	1:50.656	42	40.565	1:50.007
43	15.899	2:02.708	18	23.451	1:51.335	18	31.595	1:52.087	10	38.789	1:50.705	18	44.133	1:50.550
10	16.644	2:03.453	10	23.695	1:51.911	10	31.760	1:52.008	24	39.913	1:51.325	10	44.343	1:50.546
18	16.976	2:03.785	24	25.153	1:52.654	24	32.264	1:51.054	43	42.605	1:55.304	24	45.975	1:51.054
24	17.359	2:04.168	35	27.693	1:54.007	35	36.127	1:52.377	35	45.047	1:52.596	43	50.325	1:52.712
35	18.546	2:05.355	33	28.331	1:54.220	33	36.680	1:52.292	33	45.395	1:52.391	35	51.849	1:51.794
33	18.971	2:05.780	44	29.270	1:54.398	44	39.098	1:53.771	44	50.203	1:54.781	33	52.473	1:52.070
44	19.732	2:06.541	31	31.264	1:55.186	31	42.208	1:54.887	31	52.683	1:54.151	44	59.822	1:54.611
31	20.938	2:07.747	39	1:02.001	2:11.454	39	1:28.596	2:10.538				31	1:02.018	1:54.327
39	35.407	2:22.216												

Cars 4 7 20 penalised ref Art 21.5. Cars 10 24 ref Art 43.4
Weather/Track: Sun 13°/Dry 20°

Magny-Cours
Circuit Length = 4.4110 km.
Start: 17:03 End: 17:54

International GT Open

LAP CHART - RACE 1

(contd.)

Lap 6			Lap 7			Lap 8			Lap 9			Lap 10		
No	Behind	Laptime	No	Behind	Laptime	No	Behind	Laptime	No	Behind	Laptime	No	Behind	Laptime
36		1:43.828	36		1:44.024	36		1:43.892	36		1:44.358	36		1:45.092
5	1.386	1:44.173	5	1.169	1:43.807	5	1.529	1:44.252	5	2.648	1:45.477	5	2.422	1:44.866
27	8.204	1:46.241	27	9.665	1:45.485	27	11.598	1:45.825	39	2 LAPS	2:13.581	27	15.584	1:47.827
2	11.305	1:46.729	4	13.362	1:45.562	4	14.354	1:44.884	27	12.849	1:45.609	4	16.314	1:46.611
4	11.824	1:46.486	2	14.353	1:47.072	2	16.132	1:45.671	4	14.795	1:44.799	2	18.773	1:46.459
7	18.447	1:47.581	7	20.693	1:46.270	7	22.692	1:45.891	2	17.406	1:45.632	18	1 LAP	2:37.936P
20	23.610	1:48.669	20	26.992	1:47.406	20	29.883	1:46.783	7	24.670	1:46.336	11	3 LAPS	6:42.599
17	29.406	1:49.326	17	33.164	1:47.782	17	37.691	1:48.419	20	32.605	1:47.080	7	26.453	1:46.875
29	31.659	1:51.808	29	36.746	1:49.111	8	42.065	1:48.904	17	41.595	1:48.262	20	35.397	1:47.884
8	33.109	1:50.186	8	37.053	1:47.968	29	42.700	1:49.846	8	46.416	1:48.709	39	2 LAPS	2:15.063
23	33.678	1:51.478	23	38.740	1:49.086	23	43.765	1:48.917	29	49.107	1:50.765	17	45.250	1:48.747
11	35.908	1:56.470P	6	53.181	1:51.446	6	1:00.055	1:50.766	23	49.920	1:50.513	43	1 LAP	2:35.575P
6	45.759	1:50.379	42	55.711	1:51.392	10	1:03.092	1:50.811	6	1:05.756	1:50.059	8	49.251	1:47.927
42	48.343	1:51.606	10	56.173	1:50.065	42	1:05.085	1:53.266	10	1:07.800	1:49.066	29	53.291	1:49.276
39	1 LAP	2:19.641	18	1:02.077	1:52.814	18	1:11.078	1:52.893	42	1:12.508	1:51.781	23	54.496	1:49.668
10	50.132	1:49.617	24	1:03.678	1:53.386	24	1:12.675	1:52.889	24	1:22.693	1:54.376	6	1:11.188	1:50.524
18	53.287	1:52.982	33	1:09.282	1:52.119	33	1:17.603	1:52.213	33	1:25.928	1:52.683	10	1:12.547	1:49.839
24	54.316	1:52.169	35	1:17.878	1:54.571	35	1:26.904	1:52.918	35	1:35.704	1:53.158	42	1:18.976	1:51.560
43	59.035	1:52.538	44	1:19.347	1:53.602	44	1:28.527	1:53.072	44	1:37.679	1:53.510	24	1:31.145	1:53.544
33	1:01.187	1:52.542	43	1:22.068	2:07.057	31	1:33.875	1:54.119	31	1:43.513	1:53.996	33	1:33.178	1:52.342
35	1:07.331	1:59.310	31	1:23.648	1:54.878	43	1:40.950	2:02.774				35	1:43.839	1:53.227
44	1:09.769	1:53.775	39	1 LAP	2:18.601							44	1:45.360	1:52.773
31	1:12.794	1:54.604												

Cars 4 7 20 penalised ref Art 21.5. Cars 10 24 ref Art 43.4
Weather/Track: Sun 13°/Dry 20°

Magny-Cours
Circuit Length = 4.4110 km.
Start: 17:03 End: 17:54

International GT Open

LAP CHART - RACE 1

(contd.)

Lap 11			Lap 12			Lap 13			Lap 14			Lap 15		
No	Behind	Laptime	No	Behind	Laptime	No	Behind	Laptime	No	Behind	Laptime	No	Behind	Laptime
36		1:45.585	36		1:45.253	36		1:46.226	36		1:44.510	36		1:44.365
5	2.515	1:45.678	5	3.188	1:45.926	33	1 LAP	1:53.776	5	3.075	1:45.312	5	3.557	1:44.847
31	1 LAP	1:56.734	35	1 LAP	1:53.830	5	2.273	1:45.311	33	1 LAP	1:52.086	17	1 LAP	1:48.676
27	15.628	1:45.629	44	1 LAP	1:54.204	24	1 LAP	1:57.031P	17	1 LAP	2:48.360	2	1 LAP	3:22.062
4	16.398	1:45.669	27	17.042	1:46.667	35	1 LAP	1:52.573	4	20.350	1:47.796	33	1 LAP	1:55.973P
2	19.031	1:45.843	4	17.520	1:46.375	44	1 LAP	1:53.008	27	21.040	1:47.745	4	24.885	1:48.900
11	3 LAPS	1:47.993	2	20.419	1:46.641	4	17.064	1:45.770	35	1 LAP	1:54.430	27	25.583	1:48.908P
7	27.994	1:47.126	31	1 LAP	1:58.896	27	17.805	1:46.989	39	3 LAPS	2:17.506P	31	2 LAPS	3:18.721
20	36.860	1:47.048	11	3 LAPS	1:49.185	2	23.054	1:48.861P	20	1 LAP	3:15.984	23	1 LAP	2:47.961
17	48.806	1:49.141	7	30.557	1:47.816	11	3 LAPS	1:49.277	44	1 LAP	1:57.297P	43	3 LAPS	3:18.026
8	52.657	1:48.991	43	2 LAPS	3:15.739	7	31.702	1:47.371	7	35.456	1:48.264	20	1 LAP	1:47.717
29	56.988	1:49.282	20	42.210	1:50.603P	31	1 LAP	1:59.884P	29	1 LAP	3:05.927	35	1 LAP	1:56.158P
23	1:00.106	1:51.195	17	53.644	1:50.091P	43	2 LAPS	1:55.725P	10	1 LAP	2:44.440	7	37.682	1:46.591
39	2 LAPS	2:15.143	8	56.039	1:48.635	8	58.356	1:48.543	11	3 LAPS	1:52.728	29	1 LAP	1:47.760
6	1:16.721	1:51.118	29	1:01.608	1:49.873P	23	1:10.519	1:52.240P	8	1:03.303	1:49.457	10	1 LAP	1:49.512
10	1:18.215	1:51.253	23	1:04.505	1:49.652	6	1:29.433	1:53.046P	24	1 LAP	3:00.617	11	3 LAPS	1:54.633P
42	1:25.497	1:52.106	6	1:22.613	1:51.145	42	1:39.662	1:53.833P				8	1:07.991	1:49.053
33	1:39.598	1:52.005	10	1:24.726	1:51.764P							42	1 LAP	3:07.861
24	1:40.615	1:55.055	42	1:32.055	1:51.811							24	1 LAP	1:50.900
			39	2 LAPS	2:12.949							6	1 LAP	3:44.153

Cars 4 7 20 penalised ref Art 21.5. Cars 10 24 ref Art 43.4
Weather/Track: Sun 13°/Dry 20°

Magny-Cours
Circuit Length = 4.4110 km.
Start: 17:03 End: 17:54

International GT Open

LAP CHART - RACE 1

(contd.)

Lap 16			Lap 17			Lap 18			Lap 19			Lap 20		
No	Behind	Laptime	No	Behind	Laptime	No	Behind	Laptime	No	Behind	Laptime	No	Behind	Laptime
36		1:46.784P	5		3:11.093	5		1:48.973	5		1:49.643	5		1:49.243
44	2 LAPS	3:03.904	36	6.258	3:20.822	43	3 LAPS	2:05.078	36	3.291	1:47.291	36	0.568	1:46.520
5	3.471	1:46.698P	24	1 LAP	1:51.259	36	5.643	1:48.358	6	2 LAPS	2:46.803	24	1 LAP	1:52.297
39	4 LAPS	3:13.145	42	1 LAP	1:59.973	24	1 LAP	1:51.150	24	1 LAP	1:50.954	6	2 LAPS	2:01.873
2	1 LAP	1:47.495	33	1 LAP	1:54.972	42	1 LAP	1:58.349	43	3 LAPS	2:02.778	43	3 LAPS	1:58.302
17	1 LAP	1:49.035	4	23.248	3:10.223	33	1 LAP	1:54.948	4	31.132	1:53.497	4	34.162	1:52.273
4	27.589	1:49.488P	7	24.300	2:57.459	4	27.278	1:53.003	33	1 LAP	1:55.230	2	34.853	1:47.375
20	1 LAP	1:46.318	35	1 LAP	1:57.037	7	28.381	1:53.054	7	35.446	1:56.708	33	1 LAP	1:53.582
31	2 LAPS	1:53.519	2	39.003	1:48.584	2	38.664	1:48.634	2	36.721	1:47.700	7	38.868	1:52.665
23	1 LAP	1:51.046	44	1 LAP	1:57.192	35	1 LAP	1:57.992	42	1 LAP	2:02.773	20	40.616	1:45.404
7	41.405	1:50.507P	17	47.244	1:55.539	20	48.678	1:48.987	20	44.455	1:45.420	27	48.006	1:48.584
29	1 LAP	1:47.751	27	48.016	1:50.482	27	49.861	1:50.818	35	1 LAP	1:57.966	42	1 LAP	2:00.783
10	1 LAP	1:48.699	20	48.664	1:47.790	44	1 LAP	1:57.531	27	48.665	1:48.447	17	53.039	1:47.829
43	3 LAPS	2:04.108	8	55.813	2:57.640	17	55.092	1:56.821	17	54.453	1:49.004	35	1 LAP	1:57.800
8	1:12.737	1:51.530P	6	1 LAP	2:12.182P	8	1:00.601	1:53.761	44	1 LAP	1:56.734	29	1:03.538	1:49.888
42	1 LAP	1:59.220	23	1:00.486	1:49.575	23	1:01.134	1:49.621	29	1:02.893	1:50.776	23	1:05.848	1:51.449
24	1 LAP	1:50.635	29	1:02.495	1:47.826	29	1:01.760	1:48.238	23	1:03.642	1:52.151	8	1:10.903	1:53.883
33	1 LAP	3:06.009	31	1 LAP	1:52.152	31	1 LAP	1:51.066	8	1:06.263	1:55.305	10	1:11.138	1:51.595
35	1 LAP	2:59.970	39	3 LAPS	2:08.176	10	1:08.620	1:48.890	31	1 LAP	1:51.113	31	1 LAP	1:52.762
6	1 LAP	2:04.955	10	1:08.703	1:48.576	39	3 LAPS	2:05.654	10	1:08.786	1:49.809	44	1 LAP	2:00.116
44	1 LAP	2:02.279							39	3 LAPS	2:04.375			
2	2:04.983	1:48.031												
17	2:06.269	1:48.439												
27	2:12.098	3:33.299												
39	3 LAPS	2:07.796												
20	2:15.438	1:45.094												
23	2:25.475	1:51.608												
31	1 LAP	1:53.840												
29	2:29.233	1:48.072												
10	2:34.691	1:49.199												
11	3 LAPS	3:36.119P												
43	2 LAPS	2:15.759												

Cars 4 7 20 penalised ref Art 21.5. Cars 10 24 ref Art 43.4
Weather/Track: Sun 13°/Dry 20°

Magny-Cours
Circuit Length = 4.4110 km.
Start: 17:03 End: 17:54

International GT Open

LAP CHART - RACE 1

(contd.)

Lap 21			Lap 22			Lap 23			Lap 24			Lap 25		
No	Behind	Laptime	No	Behind	Laptime	No	Behind	Laptime	No	Behind	Laptime	No	Behind	Laptime
36		1:47.774	36		1:46.736	36		1:47.226	36		1:47.003	36		1:47.740
5	1.708	1:50.050	5	4.621	1:49.649	5	5.997	1:48.602	5	7.996	1:49.002	5	11.156	1:50.900
39	4 LAPS	2:04.721	39	4 LAPS	2:02.665	24	1 LAP	1:52.267	24	1 LAP	1:51.298	6	3 LAPS	2:25.512
24	1 LAP	1:51.217	24	1 LAP	1:50.993	2	34.224	1:46.834	2	33.409	1:46.188	42	2 LAPS	2:20.952
6	2 LAPS	2:00.588	2	34.616	1:47.549	20	39.037	1:45.833	20	37.127	1:45.093	20	36.223	1:46.836
2	33.803	1:47.292	20	40.430	1:48.277	39	4 LAPS	2:06.562	4	56.317	1:52.919	24	1 LAP	1:52.463
4	37.904	1:52.084	4	44.259	1:53.091	4	50.401	1:53.368	17	57.955	1:47.501	2	37.398	1:51.729
20	38.889	1:46.615	33	1 LAP	1:53.853	17	57.457	1:49.160	39	4 LAPS	2:05.451	17	58.303	1:48.088
33	1 LAP	1:54.169	7	51.925	1:53.219	27	58.231	1:53.199	7	1:05.222	1:53.193	4	1:01.387	1:52.810
43	3 LAPS	2:05.833	27	52.258	1:51.414	7	59.032	1:54.333	33	1 LAP	1:54.102	7	1:10.968	1:53.486
7	45.442	1:54.916	17	55.523	1:47.597	33	1 LAP	1:57.749	29	1:09.996	1:49.612	29	1:12.965	1:50.709
27	47.580	1:47.916	29	1:06.278	1:49.085	29	1:07.387	1:48.335	27	1:13.798	2:02.570	33	1 LAP	1:55.686
17	54.662	1:49.965	6	2 LAPS	2:22.712	23	1:15.203	1:49.884	23	1:18.306	1:50.106	10	1:21.395	1:49.674
42	1 LAP	1:59.331	23	1:12.545	1:52.012	10	1:17.986	1:49.494	10	1:19.461	1:48.478	27	1:22.082	1:56.024
29	1:03.929	1:48.733	10	1:15.718	1:50.146	6	2 LAPS	2:00.658	31	1 LAP	1:52.390	23	1:22.550	1:51.984
35	1 LAP	1:57.029	42	1 LAP	2:01.704	31	1 LAP	1:54.050	8	1:38.381	1:54.876	39	4 LAPS	2:13.720
23	1:07.269	1:49.763	35	1 LAP	1:58.541	35	1 LAP	1:59.662	35	1 LAP	1:59.281	31	1 LAP	1:52.907
10	1:12.308	1:49.512	31	1 LAP	1:52.357	8	1:30.508	1:53.551	44	1 LAP	1:56.513	8	1:44.997	1:54.356
31	1 LAP	1:51.846	8	1:24.183	1:53.474	42	1 LAP	2:01.893						
8	1:17.445	1:54.884	44	1 LAP	1:55.825	44	1 LAP	1:55.016						
44	1 LAP	1:56.701												

Cars 4 7 20 penalised ref Art 21.5. Cars 10 24 ref Art 43.4
Weather/Track: Sun 13°/Dry 20°

Magny-Cours
Circuit Length = 4.4110 km.
Start: 17:03 End: 17:54

**International GT Open
LAP CHART - RACE 1**

(contd.)

Lap 26			Lap 27			Lap 28			Lap 29			Lap 30		
No	Behind	Laptime	No	Behind	Laptime	No	Behind	Laptime	No	Behind	Laptime	No	Behind	Laptime
36		1:48.660	36		1:48.357	36		1:47.420						
35	2 LAPS	1:59.305	39	5 LAPS	2:12.501	31	2 LAPS	1:54.216						
44	2 LAPS	1:55.455	8	1 LAP	1:55.641	8	1 LAP	1:54.585						
5	12.323	1:49.827	44	2 LAPS	1:55.855	5	18.946	1:51.226						
6	3 LAPS	2:00.150	5	15.140	1:51.174	44	2 LAPS	1:57.094P						
42	2 LAPS	2:01.078	35	2 LAPS	1:59.757	35	2 LAPS	1:57.321						
20	33.524	1:45.961	20	31.680	1:46.513	39	5 LAPS	2:17.731						
2	35.134	1:46.396	2	36.379	1:49.602	20	31.411	1:47.151						
24	1 LAP	1:52.311	42	2 LAPS	2:02.455	2	36.376	1:47.417						
17	59.402	1:49.759	24	1 LAP	1:51.828	24	1 LAP	1:51.519D						
4	1:04.676	1:51.949	6	3 LAPS	2:12.905	42	2 LAPS	2:01.791						
7	1:14.457	1:52.149	17	59.059	1:48.014	17	59.520	1:47.881						
29	1:14.730	1:50.425	4	1:08.409	1:52.090	6	3 LAPS	2:00.867						
33	1 LAP	1:53.810	7	1:17.462	1:51.362	4	1:12.717	1:51.728						
10	1:21.410	1:48.675	29	1:17.732	1:51.359	29	1:20.746	1:50.434						
27	1:29.082	1:55.660	10	1:22.733	1:49.680	10	1:24.186	1:48.873						
23	1:29.357	1:55.467	33	1 LAP	1:54.244	33	1 LAP	1:54.346						
31	1 LAP	1:53.479	23	1:34.327	1:53.327	23	1:36.808	1:49.901						
			27	1:34.853	1:54.128	27	1:40.075	1:52.642						
						8	3:00.513	2:49.727P						

Cars 4 7 20 penalised ref Art 21.5. Cars 10 24 ref Art 43.4
Weather/Track: Sun 13°/Dry 20°

Magny-Cours
Circuit Length = 4.4110 km.
Start: 17:03 End: 17:54

International GT Open WARM UP

POS	NO	CL	DRIVERS	CAR	TIME	LAPS	GAP	KPH
1	5		GTA Romero/Sundberg	Ferrari 430 GT2	1:45.248	6		150.87
2	36		GTA Bartyan/Guidi	Ferrari 430 GT2	1:45.558	8	0.310	150.43
3	2		GTA Aicart/Guerrero	Mosler MT900R	1:45.943	7	0.695	149.88
4	20		GTA Ruberti/Cressoni	Ferrari 360 Modena GTC	1:46.258	7	1.010	149.44
5	17		GTA Mowlem/Roda	Porsche GT3 RSR	1:46.641	8	1.393	148.90
6	10		GTA Giao/Amorin	Seat Cupra GT	1:47.274	7	2.026	148.02
7	7		GTA Gutierrez/Villalba	Mosler MT900R	1:49.322	6	4.074	145.25
8	4		GTA Bastos/Montermini	Ferrari 360 Modena	1:49.922	7	4.674	144.46
9	23		GTS Malucelli/Zani	Aston Martin DBRS9	1:50.941	7	5.693	143.13
10	42		GTB Robert/Villacieros	Ferrari 430 Challenge	1:52.224	8	6.976	141.49
11	31		GTB Pla/Medard	Porsche 996 Cup	1:52.642	6	7.394	140.97
12	24		GTS Seiler/Groppi	Aston Martin DBRS9	1:54.104	6	8.856	139.16
13	33		GTB Giudici/Cutrera	Ferrari 360 Challenge	1:54.245	7	8.997	138.99
14	8		GTA Merino/Jourdain	Porsche GT3 RSR	1:55.630	5	10.382	137.33
15	18		GTA Caternet/Bourdais	Porsche GT3 RSR	1:56.587	5	11.339	136.20
16	44		GTB Michali/Farait	Lamborghini Diablo	1:57.923	7	12.675	134.66
17	43		GTB Zoest/Santos	Ferrari 430 Challenge	1:58.283	5	13.035	134.25
18	11		GTA Vivancos/Vinyes	Seat Cupra GT	2:00.277	6	15.029	132.02
19	6		GTA Severin/Ligonnet	Seat Cupra GT2	2:00.945	7	15.697	131.29

Weather/Track: Sun 4°/Dry 7°

Magny-Cours
Circuit Length = 4.4110 km.
Start: 09:00 End: 09:15

Race Director:	Steward:	Timekeeper:
----------------	----------	-------------

International GT Open WARM UP - SECTOR ANALYSIS

2	Aicart/Guerrero				Mosler MT900R				GTA
1	X:00.000 133.8	58.573 140.8	47.188	X:00.000	5 - 1:50.131 234.7	41.380 205.7	34.990	3:06.501	
2	40.942 166.6	55.237 170.0	39.441	2:15.620	6 - 32.218 241.6	40.623 205.3	33.735	1:46.576	
3	35.752 219.5	44.775 200.7	36.438	1:56.965	7 - 32.247 238.9	40.217 206.1	33.479	1:45.943	
4	33.401 234.2	41.348 203.7	39.600	1:54.349P					
4	Bastos/Montermini				Ferrari 360 Modena				GTA
1	X:00.000 137.2	59.376 175.6	1:40.177	X:00.000	5 - 33.545 230.7	41.635 200.0	35.033	1:50.213	
2	38.413 208.4	48.037 187.5	38.979	2:05.429	6 - 32.943 235.8	41.764 200.0	35.215	1:49.922	
3	34.217 232.7	45.351 189.1	35.785	1:55.353	7 - 33.126 229.7	43.536 195.2	36.193	1:52.855	
4	33.458 235.8	42.676 200.0	35.332	1:51.466					
5	Romero/Sundberg				Ferrari 430 GT2				GTA
1	X:00.000 151.4	55.043 166.6	46.872	X:00.000	4 - 33.118 240.5	42.177 202.6	33.601	1:48.896	
2	43.639 169.2	52.215 191.4	44.576	2:20.430	5 - 31.351 238.9	40.850 203.3	33.047	1:45.248	
3	34.282 232.7	42.574 201.8	34.990	1:51.846	6 - 32.219 238.4	40.623 203.3	35.053	1:47.895P	
6	Severin/Lignonnet				Seat Cupra GT2				GTA
1	X:00.000 137.2	1:04.008 134.8	48.760	X:00.000	5 - 36.095 212.5	47.270 188.1	39.985	2:03.350	
2	41.531 193.5	54.442 161.4	43.907	2:19.880	6 - 35.923 210.5	46.631 185.8	38.391	2:00.945	
3	37.020 213.0	51.729 161.4	41.902	2:10.651	7 - 36.340 221.7	46.638 180.0	42.073	2:05.051	
4	36.568 210.5	47.062 185.2	39.040	2:02.670					
7	Gutierrez/Villalba				Mosler MT900R				GTA
1	X:00.000 147.1	57.629 176.7	42.569	X:00.000	4 - 32.629 243.2	42.230 206.8	34.463	1:49.322	
2	36.731 210.5	47.716 195.2	37.652	2:02.099	5 - 32.872 242.6	41.320 206.5	36.241	1:50.433P	
3	33.205 241.6	42.117 204.9	36.090	1:51.412	6 - 3:03.211 143.8	52.642 166.4	42.362	4:38.215	
8	Merino/Jourdain				Porsche GT3 RSR				GTA
1	X:00.000 120.5	59.079 127.9	47.705	X:00.000	4 - 34.895 231.2	43.990 196.7	36.745	1:55.630	
2	45.843 142.4	54.831 152.5	42.646	2:23.320	5 - 34.800 236.8	46.249 196.7	37.789	1:58.838P	
3	35.999 235.2	45.309 184.6	37.938	1:59.246					
10	Giao/Amorin				Seat Cupra GT				GTA
1	X:00.000 160.4	54.253 178.5	43.962	X:00.000	5 - 33.963 225.4	42.814 193.2	34.822	1:51.599	
2	36.735 217.7	45.498 192.1	35.878	1:58.111	6 - 32.377 226.8	41.021 194.2	33.876	1:47.274	
3	33.590 225.9	42.109 194.2	38.334	1:54.033P	7 - 39.948 171.9	50.166 165.6	42.226	2:12.340P	
4	2:13.859 189.8	46.585 184.3	38.193	3:38.637					

Weather/Track: Sun 4°/Dry 7°

www.mstworld.com

Page 1 of 3

Magny-Cours
Circuit Length = 4.4110 km.
Start: 09:00 End: 09:15
Printed - 09:18 Sunday, 30 April 2006

International GT Open WARM UP - SECTOR ANALYSIS

(contd.)

11	Vivancos/Vinyes				Seat Cupra GT				GTA
1	X:00.000 133.8	56.818 172.8	45.510	X:00.000	4 - 35.514 225.0	43.785 195.2	39.678	1:58.977P	
2	38.643 210.9	53.584 175.8	43.242	2:15.469	5 - 2:25.658 147.5	55.297 137.5	45.731	4:06.686	
3	36.927 222.6	45.941 194.2	37.409	2:00.277	6 - 38.574 212.5	48.268 186.2	41.544	2:08.386P	
17	Mowlem/Roda				Porsche GT3 RSR				GTA
1	X:00.000 148.9	51.406 155.3	41.067	X:00.000	5 - 31.933 241.6	40.561 203.3	35.682	1:48.176P	
2	38.882 188.4	46.295 171.4	37.087	2:02.264	6 - 1:30.842 234.7	42.066 200.3	34.255	2:47.163	
3	32.626 238.4	41.202 202.6	34.155	1:47.983	7 - 32.372 238.9	41.734 199.2	34.543	1:48.649	
4	31.912 240.0	40.518 203.3	34.211	1:46.641	8 - 32.076 241.0	41.380 203.7	34.619	1:48.075	
18	Caternet/Bourdais				Porsche GT3 RSR				GTA
1	X:00.000 132.0	1:01.132 147.1	46.935	X:00.000	4 - 35.193 236.8	44.472 198.1	36.922	1:56.587	
2	41.500 189.8	52.185 164.1	41.314	2:14.999	5 - 39.541 215.5	45.762 183.3	43.957	2:09.260P	
3	36.350 209.7	45.295 193.2	38.603	2:00.248					
20	Ruberti/Cressoni				Ferrari 360 Modena GTC				GTA
1	X:00.000 147.3	52.777 186.5	40.050	X:00.000	5 - 1:27.684 233.7	41.484 203.7	34.728	2:43.896	
2	34.435 230.2	42.873 202.2	34.535	1:51.843	6 - 32.651 209.3	41.672 203.0	34.780	1:49.103	
3	31.930 237.3	40.754 202.6	33.574	1:46.258	7 - 32.572 228.8	44.946 198.1	41.193	1:58.711P	
4	31.931 237.8	40.615 204.1	36.496	1:49.042P					
23	Malucelli/Zani				Aston Martin DBRS9				GTS
1	X:00.000 146.5	56.981 124.7	44.921	X:00.000P	5 - 33.012 232.2	42.810 200.3	35.119	1:50.941	
2	52.038 178.8	47.384 183.0	38.217	2:17.639	6 - 32.860 230.2	42.180 199.2	36.336	1:51.376P	
3	34.263 216.8	43.387 200.3	48.505	2:06.155	7 - 1:26.773 218.1	43.302 174.7	36.125	2:46.200	
4	33.097 226.4	43.061 199.2	35.703	1:51.861					
24	Seiler/Groppi				Aston Martin DBRS9				GTS
1	X:00.000 137.0	1:00.112 158.1	47.498	X:00.000	4 - 34.038 234.2	43.939 197.4	36.127	1:54.104	
2	36.809 210.9	47.100 185.2	38.300	2:02.209	5 - 33.918 227.3	43.336 198.5	37.571	1:54.825P	
3	34.758 231.7	43.630 200.3	37.234	1:55.622	6 - 1:35.629 223.6	43.694 194.5	37.246	2:56.569	
31	Pla/Medard				Porsche 996 Cup				GTB
1	X:00.000 140.9	58.430 175.6	48.194	X:00.000	4 - 34.211 228.3	42.884 192.5	35.547	1:52.642	
2	36.937 216.4	47.898 187.1	37.323	2:02.158	5 - 34.788 167.1	48.397 146.1	44.948	2:08.133P	
3	34.750 228.3	44.362 190.8	36.490	1:55.602	6 - 2:37.158 197.4	44.134 189.1	43.054	4:04.346P	

Weather/Track: Sun 4°/Dry 7°

www.mstworld.com

Page 2 of 3

Magny-Cours
Circuit Length = 4.4110 km.
Start: 09:00 End: 09:15

Printed - 09:18 Sunday, 30 April 2006

International GT Open WARM UP - SECTOR ANALYSIS

(contd.)

33	Giudici/Cutrerá				Ferrari 360 Challenge				GTB
1	X:00.000 147.9	1:00.246 129.6	45.032	X:00.000	5 - 34.840 225.9	44.251 186.2	35.293	1:54.384	
2	38.619 169.2	59.871 146.5	55.812	2:34.302	6 - 34.291 226.8	44.172 186.8	36.709	1:55.172	
3	36.318 224.5	44.995 185.8	36.587	1:57.900	7 - 34.397 227.8	43.873 185.8	35.975	1:54.245	
4	35.059 227.8	44.561 186.2	36.329	1:55.949					
36	Bartyan/Guidi				Ferrari 430 GT2				GTA
1	X:00.000 152.5	51.674 184.9	41.920	X:00.000	5 - 32.385 237.3	40.517 202.2	34.026	1:46.928	
2	36.959 212.5	47.307 198.1	36.427	2:00.693	6 - 32.436 236.8	40.545 203.0	33.575	1:46.556	
3	33.565 235.8	43.149 203.7	35.114	1:51.828	7 - 32.146 240.5	40.309 203.3	33.103	1:45.558	
4	32.977 235.8	40.934 203.3	33.657	1:47.568	8 - 33.429 238.9	41.811 201.8	35.679	1:50.919P	
42	Robert/Villacieros				Ferrari 430 Challenge				GTB
1	X:00.000 183.0	53.540 169.2	42.599	X:00.000	5 - 34.156 239.4	43.114 201.1	35.882	1:53.152	
2	41.852 191.1	46.453 198.1	37.172	2:05.477	6 - 34.118 237.8	42.922 201.4	37.521	1:54.561	
3	34.535 238.4	43.609 200.7	35.823	1:53.967	7 - 33.999 240.5	44.444 200.3	35.595	1:54.038	
4	34.041 239.4	42.941 200.3	35.242	1:52.224	8 - 34.072 242.6	42.977 197.0	38.598	1:55.647	
43	Zoest/Santos				Ferrari 430 Challenge				GTB
1	X:00.000 156.0	57.789 179.7	43.015	X:00.000	4 - 35.031 228.8	44.697 197.0	46.342	2:06.070P	
2	37.874 206.8	47.975 193.5	38.152	2:04.001	5 - 4:28.599 226.4	44.517 188.4	36.703	X:00.000	
3	34.805 228.3	45.480 196.7	37.998	1:58.283					
44	Michali/Farait				Lamborghini Diablo				GTB
1	X:00.000 106.5	1:22.040 129.4	51.902	X:00.000	5 - 35.838 225.0	45.852 194.9	37.815	1:59.505	
2	43.959 153.6	55.575 168.2	42.261	2:21.795	6 - 35.105 231.2	44.935 195.2	37.883	1:57.923	
3	37.517 214.7	48.422 184.3	39.407	2:05.346	7 - 36.058 232.2	45.872 187.8	43.902	2:05.832P	
4	36.662 227.3	46.976 185.5	40.328	2:03.966					

Weather/Track: Sun 4°/Dry 7°

www.mstworld.com

Page 3 of 3

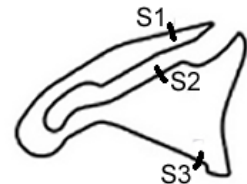
Magny-Cours
Circuit Length = 4.4110 km.
Start: 09:00 End: 09:15
Printed - 09:18 Sunday, 30 April 2006

International GT Open Warm-Up - Best Sector Speeds Report

SECTOR 1				SECTOR 2				SECTOR 3				
POS	NO	NAME	SPEED	LAP	NO	NAME	SPEED	LAP	NO	NAME	SPEED	LAP
1	7	GUTIERREZ	243.2	4	7	GUTIERREZ	206.8	4				
2	42	ROBERT	242.6	8	2	AICART	206.1	7				
3	2	AICART	241.6	6	20	RUBERTI	204.1	4				
4	17	MOWLEM	241.6	5	17	MOWLEM	203.7	8				
5	5	ROMERO	240.5	4	36	BARTYAN	203.7	3				
6	36	BARTYAN	240.5	7	5	ROMERO	203.3	5				
7	20	RUBERTI	237.8	4	42	ROBERT	201.4	6				
8	8	MERINO	236.8	5	23	MALUCELLI	200.3	3				
9	18	CATERNET	236.8	4	24	SEILER	200.3	3				
10	4	BASTOS	235.8	4	4	BASTOS	200.0	4				
11	24	SEILER	234.2	4	18	CATERNET	198.1	4				
12	23	MALUCELLI	232.2	5	43	ZOEST	197.0	4				
13	44	MICHALI	232.2	7	8	MERINO	196.7	4				
14	43	ZOEST	228.8	4	11	VIVANCOS	195.2	4				
15	31	PLA	228.3	3	44	MICHALI	195.2	6				
16	33	GIUDICI	227.8	4	10	GIAO	194.2	3				
17	10	GIAO	226.8	6	31	PLA	192.5	4				
18	11	VIVANCOS	225.0	4	6	SEVERIN	188.1	5				
19	6	SEVERIN	221.7	7	33	GIUDICI	186.8	6				



Weather/Track: Bright 4°/Dry 7°



Circuit Length - 4.4110 kilometres
Circuit de Nevers
Magny Cours

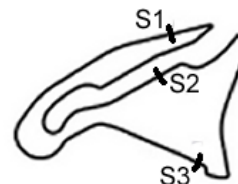
International GT Open Warm-Up - Best Sector Times Report

POS	SECTOR 1			SECTOR 2			SECTOR 3			NO	NAME	IDEAL/BEST LAP COMPARISON			DIFF
	NO	TIME	LAP	NO	TIME	LAP	NO	TIME	LAP			IDEAL	BEST	LAP	
1	5	31.351	5	2	40.217	7	5	33.047	5	5	ROMERO	1:45.021	1:45.248	5	+ 0.227
2	17	31.912	4	36	40.309	7	36	33.103	7	36	BARTYAN	1:45.558	1:45.558	7	+ 0.000
3	20	31.930	3	17	40.518	4	2	33.479	7	2	AICART	1:45.914	1:45.943	7	+ 0.029
4	36	32.146	7	20	40.615	4	20	33.574	3	20	RUBERTI	1:46.119	1:46.258	3	+ 0.139
5	2	32.218	6	5	40.623	6	10	33.876	6	17	MOWLEM	1:46.585	1:46.641	4	+ 0.056
6	10	32.377	6	10	41.021	6	17	34.155	3	10	GIAO	1:47.274	1:47.274	6	+ 0.000
7	7	32.629	4	7	41.320	5	7	34.463	4	7	GUTIERREZ	1:48.412	1:49.322	4	+ 0.910
8	23	32.860	6	4	41.635	5	4	35.033	5	4	BASTOS	1:49.611	1:49.922	6	+ 0.311
9	4	32.943	6	23	42.180	6	23	35.119	5	23	MALUCELLI	1:50.159	1:50.941	5	+ 0.782
10	24	33.918	5	31	42.884	4	42	35.242	4	42	ROBERT	1:52.163	1:52.224	4	+ 0.061
11	42	33.999	7	42	42.922	6	33	35.293	5	31	PLA	1:52.642	1:52.642	4	+ 0.000
12	31	34.211	4	24	43.336	5	31	35.547	4	24	SEILER	1:53.381	1:54.104	4	+ 0.723
13	33	34.291	6	11	43.785	4	24	36.127	4	33	GIUDICI	1:53.457	1:54.245	7	+ 0.788
14	8	34.800	5	33	43.873	7	43	36.703	5	8	MERINO	1:55.535	1:55.630	4	+ 0.095
15	43	34.805	3	8	43.990	4	8	36.745	4	43	ZOEST	1:56.025	1:58.283	3	+ 2.258
16	44	35.105	6	18	44.472	4	18	36.922	4	18	CATERNET	1:56.587	1:56.587	4	+ 0.000
17	18	35.193	4	43	44.517	5	11	37.409	3	11	VIVANCOS	1:56.708	1:58.977	4	+ 2.269
18	11	35.514	4	44	44.935	6	44	37.815	5	44	MICHALI	1:57.855	1:57.923	6	+ 0.068
19	6	35.923	6	6	46.631	6	6	38.391	6	6	SEVERIN	2:00.945	2:00.945	6	+ 0.000

'Perfect Lap' - 1:44.615



Weather/Track: Bright 4°/Dry 7°



Circuit Length - 4.4110 kilometres
Circuit de Nevers
Magny Cours

Printed at 09:22, Sunday, 30 April, 2006

© MST Systems Ltd, 2005 (www.mstworld.com)


Page 1

International GT Open

GRID FOR RACE 2

ROW 12	6	Severin/Lignonnet	39	Sloot/De Castro
ROW 11	44	Michali/Farait	35	Gini/Arlotti
ROW 10	42	Robert/Villacieros	18	Caternet/Bourdais
ROW 9	43	Zoest/Santos	8	Merino/Jourdain
ROW 8	37	Tedoldi/Giannoccaro	33	Giudici/Cutrera
ROW 7	11	Vivancos/Vinyes	24	Seiler/Groppi
ROW 6	7	Villalba/Gutierrez	23	Malucelli/Zani
ROW 5	31	Pla/Medard	4	Bastos/Montermini
ROW 4	29	Cioci/Perazzini	5	Romero/Sundberg
ROW 3	27	Zonca/Belicchi	10	Giao/Amorin
ROW 2	17	Mowlem/Roda	2	Aicart/Guerrero
ROW 1	36	Bartyan/Guidi	20	Ruberti/Cressoni

POLE



Weather/Track: Sun 9°/Dry 10°

Magny-Cours
Circuit Length = 4.4110 km.

Race Director:	Steward:	Timekeeper:
----------------	----------	-------------

International GT Open RACE CLASSIFICATION - RACE 2

POS	NO	CL	DRIVERS	CAR	TIME	LAPS	GAP	KPH	BEST
1	20	GTA	Ruberti/Cressoni	Ferrari 360 Modena GTC	50:46.012	28		145.75	1:44.526
2	36	GTA	Bartyan/Guidi	Ferrari 430 GT2	51:02.575	28	16.563	144.96	1:43.958
3	17	GTA	Mowlem/Roda	Porsche GT3 RSR	51:25.889	28	39.877	143.86	1:46.211
4	5	GTA	Romero/Sundberg	Ferrari 430 GT2	51:33.785	28	47.773	143.50	1:44.789
5	2	GTA	Aicart/Guerrero	Mosler MT900R	51:45.097	28	59.085	142.97	1:45.450
6	4	GTA	Bastos/Montermini	Ferrari 360 Modena	52:06.711	28	1:20.699	141.98	1:45.551
7	7	GTA	Villalba/Gutierrez	Mosler MT900R	52:18.559	28	1:32.547	141.45	1:46.063
8	29	GTS	Cioci/Perazzini	Dodge Viper GT3	52:30.587	28	1:44.575	140.91	1:45.729
9	23	GTS	Malucelli/Zani	Aston Martin DBRS9	52:30.803	28	1:44.791	140.90	1:48.353
10	8	GTA	Merino/Jourdain	Porsche GT3 RSR	52:00.532	27	1 LAP	137.18	1:48.578
11	6	GTA	Severin/Ligonnet	Seat Cupra GT2	51:09.388	26	2 LAPS	134.29	1:48.667
12	42	GTB	Robert/Villacieros	Ferrari 430 Challenge	51:23.058	26	2 LAPS	133.69	1:51.227
13	35	GTB	Gini/Arlotti	Ferrari 360 Challenge	51:37.718	26	2 LAPS	133.06	1:53.439
14	11	GTA	Vivancos/Vinyes	Seat Cupra GT	51:56.903	26	2 LAPS	132.24	1:48.418
15	33	GTB	Giudici/Cutrerera	Ferrari 360 Challenge	51:38.127	25	3 LAPS	127.92	1:52.416
16	27	GTS	Zonca/Belicchi	Dodge Viper GT3	51:10.596	24	4 LAPS	123.89	1:46.398
17	39	GTB	Sloot/De Castro	Marcos Mantis	52:21.132	23	5 LAPS	116.06	2:06.430

NOT CLASSIFIED

10	GTA	Giao/Amorin	Seat Cupra GT	34:42.761	18	D.N.F.	136.91	1:47.070
24	GTS	Seiler/Groppi	Aston Martin DBRS9	14:49.587	8	D.N.F.	142.05	1:49.267
43	GTB	Zoest/Santos	Ferrari 430 Challenge	13:35.848	7	D.N.F.	135.42	1:53.262
18	GTA	Caternet/Bourdais	Porsche GT3 RSR	10:22.527	5	D.N.F.	126.46	1:56.111
44	GTB	Michali/Farait	Lamborghini Diablo	6:04.441	3	D.N.F.	128.88	1:56.715
31	GTB	Pla/Medard	Porsche 996 Cup		0	D.N.F.	N/A	

FASTEST LAP

36	GTA	Bartyan/Guidi	Ferrari 430 GT2	1:43.958	15	152.75kph	94.91mph
29	GTS	Cioci/Perazzini	Dodge Viper GT3	1:45.729	5	150.19kph	93.32mph
42	GTB	Robert/Villacieros	Ferrari 430 Challenge	1:51.227	22	142.76kph	88.71mph

Weather/Track: Sun 11°/Dry 12°

Magny-Cours
Circuit Length = 4.4110 km.
Start: 11:33 End: 12:24

Race Director:	Steward:	Timekeeper:
----------------	----------	-------------

International GT Open

RACE 2 - SECTOR ANALYSIS

2	Aicart/Guerrero				Mosler MT900R				GTA
1 - 35.941 233.7	41.754 203.7	34.303	1:51.998	15 - 2:14.744 235.2	41.067 200.0	34.334	3:30.145		
2 - 31.974 243.2	40.472 204.5	33.865	1:46.311	16 - 32.303 238.4	40.820 200.0	33.857	1:46.980		
3 - 31.725 243.2	39.936 203.3	33.789	1:45.450	17 - 32.049 240.0	41.197 200.7	34.455	1:47.701		
4 - 31.614 245.4	40.262 203.7	34.240	1:46.116	18 - 32.361 240.0	40.515 201.4	33.752	1:46.628		
5 - 31.691 241.6	40.656 203.7	33.703	1:46.050	19 - 32.092 240.0	40.610 201.8	35.639	1:48.341		
6 - 31.879 241.6	40.287 198.5	33.703	1:45.869	20 - 32.084 237.8	40.554 200.7	34.740	1:47.378		
7 - 31.781 243.2	40.021 204.9	33.692	1:45.494	21 - 31.967 240.5	40.697 203.3	34.096	1:46.760		
8 - 32.112 231.2	40.958 194.5	34.116	1:47.186	22 - 32.088 241.0	40.860 201.8	35.297	1:48.245		
9 - 32.613 230.2	40.954 194.5	34.318	1:47.885	23 - 32.398 238.4	40.456 201.4	34.970	1:47.824		
10 - 32.343 235.2	41.032 200.0	33.897	1:47.272	24 - 31.946 241.0	41.182 200.7	34.262	1:47.390		
11 - 32.570 233.7	41.253 200.3	34.238	1:48.061	25 - 32.171 240.0	40.646 203.0	34.410	1:47.227		
12 - 32.396 239.4	40.225 201.1	33.910	1:46.531	26 - 32.354 239.4	41.033 201.4	34.136	1:47.523		
13 - 32.160 240.0	39.942 203.7	33.793	1:45.895	27 - 32.324 240.0	40.641 203.7	34.119	1:47.084		
14 - 31.933 241.0	40.759 201.8	35.270	1:47.962P	28 - 32.085 239.4	41.026 202.6	34.680	1:47.791		

4	Bastos/Montermini				Ferrari 360 Modena				GTA
1 - 46.413 220.8	43.525 199.2	35.033	2:04.971	15 - 32.343 237.8	40.445 203.0	33.770	1:46.558		
2 - 33.771 226.8	41.648 201.1	35.270	1:50.689	16 - 31.754 236.8	40.187 203.0	33.610	1:45.551		
3 - 33.552 233.2	41.938 199.6	37.018	1:52.508	17 - 31.858 238.9	41.211 204.5	33.606	1:46.675		
4 - 33.983 232.7	41.345 198.1	34.211	1:49.539	18 - 33.149 235.2	40.277 203.0	35.947	1:49.373		
5 - 32.726 235.2	41.580 197.8	35.377	1:49.683	19 - 32.008 236.8	40.647 203.7	35.198	1:47.853		
6 - 32.574 235.8	40.708 200.0	34.872	1:48.154	20 - 32.072 236.8	40.324 203.7	35.213	1:47.609		
7 - 33.018 235.8	41.308 198.8	34.604	1:48.930	21 - 32.214 237.8	40.612 203.7	35.057	1:47.883		
8 - 32.631 235.2	41.372 197.8	34.164	1:48.167	22 - 31.888 237.8	40.611 200.7	34.435	1:46.934		
9 - 32.849 234.7	41.310 200.0	34.335	1:48.494	23 - 31.762 240.0	40.304 204.5	34.300	1:46.366		
10 - 32.474 235.8	41.108 198.5	34.224	1:47.806	24 - 31.810 238.9	40.321 203.7	34.216	1:46.347		
11 - 33.211 233.7	42.601 197.0	37.022	1:52.834P	25 - 31.751 236.8	40.640 203.3	34.546	1:46.937		
12 - 1:50.885 230.7	43.695 201.8	34.811	3:09.391	26 - 32.465 237.8	40.462 203.7	34.341	1:47.268		
13 - 32.711 235.8	40.501 201.4	34.147	1:47.359	27 - 31.890 238.9	40.514 204.1	35.027	1:47.431		
14 - 31.976 237.8	40.246 202.6	34.441	1:46.663	28 - 32.127 238.4	41.508 204.1	35.103	1:48.738		

Weather/Track: Sun 11°/Dry 12°

www.mstworld.com

Page 1 of 9

Magny-Cours
Circuit Length = 4.4110 km.
Start: 11:33 End: 12:24

Printed - 12:28 Sunday, 30 April 2006

International GT Open

RACE 2 - SECTOR ANALYSIS

(contd.)

5		Romero/Sundberg				Ferrari 430 GT2				GTA			
1 -	39.539	229.2	43.417	183.6	36.972	1:59.928	15 -	32.506	238.4	41.038	200.0	34.476	1:48.020
2 -	33.123	235.8	43.002	201.1	35.472	1:51.597	16 -	31.708	233.7	39.765	201.1	33.316	1:44.789
3 -	33.134	237.8	42.278	199.2	34.745	1:50.157	17 -	32.506	238.4	40.783	200.7	34.009	1:47.298
4 -	32.903	236.8	41.770	199.2	34.494	1:49.167	18 -	32.424	234.7	40.270	200.7	33.535	1:46.229
5 -	32.866	235.2	42.206	200.0	34.301	1:49.373	19 -	32.078	233.2	40.447	199.6	35.341	1:47.866
6 -	32.920	236.8	41.789	199.6	34.340	1:49.049	20 -	31.814	234.7	39.939	201.4	34.951	1:46.704
7 -	33.191	235.2	41.572	198.5	34.463	1:49.226	21 -	31.762	237.3	40.310	202.2	33.761	1:45.833
8 -	32.748	234.2	41.160	198.5	34.053	1:47.961	22 -	31.661	239.4	40.815	202.2	33.767	1:46.243
9 -	32.773	233.7	41.107	200.0	34.865	1:48.745	23 -	31.999	236.8	39.792	201.8	33.662	1:45.453
10 -	32.784	233.7	41.404	198.8	34.445	1:48.633	24 -	31.761	236.8	40.088	201.4	33.859	1:45.708
11 -	32.924	234.7	41.546	199.6	34.884	1:49.354	25 -	31.735	235.2	40.161	201.1	33.800	1:45.696
12 -	32.752	233.7	41.448	198.8	35.877	1:50.077 P	26 -	31.748	235.8	40.020	201.4	33.546	1:45.314
13 -	1:42.678	233.7	40.864	199.6	33.569	2:57.111	27 -	31.787	236.3	40.454	201.1	33.768	1:46.009
14 -	31.869	234.7	40.376	200.0	33.459	1:45.704	28 -	31.755	236.3	40.551	201.4	34.235	1:46.541

6		Severin/Ligonnet				Seat Cupra GT2				GTA			
1 -	50.578	209.7	47.493	182.4	38.183	2:16.254	14 -	33.645	224.5	42.397	191.4	35.373	1:51.415
2 -	35.951	221.3	44.972	185.5	38.038	1:58.961	15 -	33.009	225.0	42.602	192.5	34.881	1:50.492
3 -	36.663	221.7	44.792	186.5	36.898	1:58.353	16 -	33.244	225.0	42.086	192.8	35.793	1:51.123
4 -	35.675	222.6	46.239	183.3	38.304	2:00.218	17 -	33.159	227.8	41.665	191.8	36.408	1:51.232
5 -	35.580	219.9	47.109	188.8	38.113	2:00.802	18 -	33.556	224.0	41.879	192.5	35.387	1:50.822
6 -	35.410	224.0	44.628	181.8	36.932	1:56.970	19 -	33.239	225.0	41.821	192.5	35.003	1:50.063
7 -	36.520	193.2	46.300	187.5	37.256	2:00.076	20 -	33.045	225.4	41.953	192.5	34.668	1:49.666
8 -	35.988	208.0	47.463	188.4	38.346	2:01.797	21 -	33.080	226.8	41.733	193.2	34.538	1:49.351
9 -	36.878	222.2	45.135	187.5	39.085	2:01.098	22 -	33.645	226.8	41.706	193.5	34.988	1:50.339
10 -	35.772	222.2	46.359	188.4	38.620	2:00.751	23 -	33.204	226.4	41.504	193.5	34.313	1:49.021
11 -	36.334	221.3	45.664	186.2	37.660	1:59.658	24 -	33.389	223.6	41.908	194.5	35.236	1:50.533
12 -	36.249	222.6	45.021	187.1	38.606	1:59.876 P	25 -	32.808	229.2	41.401	193.5	34.458	1:48.667
13 -	1:42.974	220.8	43.839	190.8	35.839	3:02.652	26 -	33.039	226.4	41.510	193.8	34.649	1:49.198

Weather/Track: Sun 11°/Dry 12°

www.mstworld.com

Page 2 of 9

Magny-Cours
Circuit Length = 4.4110 km.
Start: 11:33 End: 12:24

Printed - 12:28 Sunday, 30 April 2006

International GT Open

RACE 2 - SECTOR ANALYSIS

(contd.)

7	Villalba/Gutierrez				Mosler MT900R				GTA				
1 -	41.891	214.7	44.145	198.5	37.131	2:03.167	15 -	31.996	243.7	40.459	204.5	33.608	1:46.063
2 -	34.088	238.9	42.270	201.1	35.730	1:52.088	16 -	32.124	243.7	40.378	203.7	33.928	1:46.430
3 -	33.625	241.6	42.107	200.7	36.829	1:52.561	17 -	32.247	243.7	40.505	204.9	33.759	1:46.511
4 -	34.669	228.8	42.655	202.2	35.450	1:52.774	18 -	32.312	243.2	40.652	204.5	35.761	1:48.725
5 -	34.564	230.2	42.341	203.0	35.793	1:52.698	19 -	32.349	243.2	40.971	204.1	35.881	1:49.201
6 -	33.695	240.5	42.426	201.4	35.021	1:51.142	20 -	32.099	242.6	40.863	203.0	35.400	1:48.362
7 -	33.700	238.4	42.112	201.4	34.915	1:50.727	21 -	32.369	242.6	40.631	204.1	34.309	1:47.309
8 -	34.251	236.3	41.944	203.3	34.933	1:51.128	22 -	32.214	244.8	40.961	203.3	33.992	1:47.167
9 -	33.669	238.9	48.197	146.9	43.875	2:05.741	23 -	32.428	243.2	41.028	204.9	34.108	1:47.564
10 -	34.682	235.8	42.436	197.4	34.920	1:52.038	24 -	32.294	243.2	40.888	204.9	33.883	1:47.065
11 -	33.655	237.3	42.345	202.6	37.591	1:53.591P	25 -	32.142	244.3	40.805	205.3	33.979	1:46.926
12 -	1:30.977	241.0	40.926	203.0	33.894	2:45.797	26 -	32.433	242.1	40.581	204.5	33.819	1:46.833
13 -	32.004	243.2	40.331	203.3	33.824	1:46.159	27 -	32.122	244.8	40.676	204.1	33.774	1:46.572
14 -	32.263	242.1	40.311	202.6	33.815	1:46.389	28 -	32.405	243.2	40.930	202.6	34.496	1:47.831

8	Merino/Jourdain				Porsche GT3 RSR				GTA				
1 -	42.974	225.4	44.145	198.1	37.142	2:04.261	15 -	32.491	240.5	41.556	202.2	34.531	1:48.578
2 -	34.676	221.7	43.388	201.4	36.761	1:54.825	16 -	32.981	242.6	41.630	201.4	34.543	1:49.154
3 -	34.499	240.0	42.599	196.7	36.231	1:53.329	17 -	33.002	238.9	41.652	202.6	34.607	1:49.261
4 -	34.565	237.8	43.237	197.4	35.735	1:53.537	18 -	33.864	214.7	43.888	185.5	36.659	1:54.411
5 -	34.360	237.3	43.062	200.7	35.456	1:52.878	19 -	34.934	220.8	42.904	187.5	36.261	1:54.099
6 -	33.714	240.5	42.504	199.6	35.932	1:52.150	20 -	34.556	219.9	43.564	188.1	36.026	1:54.146
7 -	33.775	239.4	42.730	200.3	35.950	1:52.455	21 -	34.642	211.3	43.413	186.8	36.106	1:54.161
8 -	34.641	239.4	42.274	201.1	35.416	1:52.331	22 -	34.276	223.1	42.629	188.1	35.894	1:52.799
9 -	34.365	237.3	43.136	172.2	38.320	1:55.821	23 -	34.163	223.6	42.531	188.1	35.933	1:52.627
10 -	34.136	237.8	42.051	201.4	35.205	1:51.392	24 -	34.058	222.6	42.376	188.8	35.635	1:52.069
11 -	33.851	238.9	42.572	201.1	35.553	1:51.976	25 -	33.878	224.5	42.579	187.8	35.447	1:51.904
12 -	33.959	236.3	43.002	196.7	39.088	1:56.049P	26 -	33.962	223.6	42.514	188.8	35.955	1:52.431
13 -	1:45.531	237.8	42.280	201.4	34.697	3:02.508	27 -	34.428	223.6	43.016	187.5	35.342	1:52.786
14 -	32.696	240.5	41.639	201.4	34.259	1:48.594							

10	Giao/Amorin				Seat Cupra GT				GTA				
1 -	36.557	224.0	42.073	193.5	34.055	1:52.685	10 -	33.345	226.4	41.172	192.5	34.339	1:48.856
2 -	32.964	221.7	40.935	194.2	34.193	1:48.092	11 -	32.637	225.0	41.007	192.8	34.332	1:47.976
3 -	32.520	228.3	40.943	192.5	33.981	1:47.444	12 -	32.704	225.4	42.981	192.1	34.296	1:49.981
4 -	32.346	225.4	40.892	193.2	34.144	1:47.382	13 -	32.582	228.3	41.289	193.2	34.591	1:48.462
5 -	32.441	225.9	40.951	191.8	33.889	1:47.281	14 -	32.636	225.4	41.054	191.4	34.261	1:47.951
6 -	32.309	227.3	41.009	192.1	33.752	1:47.070	15 -	32.698	225.0	41.045	194.2	34.224	1:47.967
7 -	32.319	227.3	41.153	193.2	33.963	1:47.435	16 -	32.723	227.3	41.742	196.0	35.588	1:50.053P
8 -	32.463	225.9	40.905	192.5	34.050	1:47.418	17 -	1:50.904	225.4	44.373	191.8	35.872	3:11.149
9 -	32.635	224.0	40.877	192.5	35.248	1:48.760	18 -	34.443	224.0	48.226	93.0	1:14.130	2:36.799P

Weather/Track: Sun 11°/Dry 12°

www.mstworld.com

Page 3 of 9

Magny-Cours
Circuit Length = 4.4110 km.
Start: 11:33 End: 12:24

Printed - 12:28 Sunday, 30 April 2006

International GT Open

RACE 2 - SECTOR ANALYSIS

(contd.)

11 Vivancos/Vinyes				Seat Cupra GT				GTA		
1 -	42.647	223.1	44.281 193.8	36.774	2:03.702	14 -	32.745 226.4	41.581 195.2	34.393	1:48.719
2 -	34.915	226.4	45.557 186.2	44.348	2:04.820P	15 -	32.819 226.8	41.440 194.9	34.320	1:48.579
3 -	2:33.375	212.5	45.679 191.1	36.796	3:55.850	16 -	32.639 228.8	41.548 195.6	34.237	1:48.418
4 -	34.810	226.4	43.302 193.5	35.916	1:54.028	17 -	32.755 228.3	41.219 194.9	36.023	1:49.997
5 -	34.949	229.2	44.365 192.5	37.786	1:57.100	18 -	33.026 228.3	41.612 193.8	35.003	1:49.641
6 -	35.686	226.4	43.561 193.5	37.293	1:56.540	19 -	32.970 228.3	41.614 194.9	34.824	1:49.408
7 -	35.530	225.9	43.243 192.5	36.224	1:54.997	20 -	33.061 216.4	43.043 194.5	34.904	1:51.008
8 -	35.364	217.7	43.216 192.8	35.424	1:54.004	21 -	32.745 230.7	41.316 196.3	34.407	1:48.468
9 -	34.484	225.9	45.063 193.2	36.673	1:56.220	22 -	32.766 229.7	41.365 194.9	34.609	1:48.740
10 -	35.978	225.4	43.384 193.5	35.632	1:54.994	23 -	33.061 227.8	41.471 195.6	34.601	1:49.133
11 -	36.704	223.6	43.237 192.1	36.420	1:56.361	24 -	32.897 229.7	41.456 196.0	34.705	1:49.058
12 -	35.637	219.5	43.141 193.5	36.715	1:55.493P	25 -	32.959 229.7	42.090 196.3	35.004	1:50.053
13 -	1:34.794	225.0	42.343 193.5	34.773	2:51.910	26 -	33.397 229.2	41.549 195.6	34.716	1:49.662

17 Mowlem/Roda				Porsche GT3 RSR				GTA		
1 -	34.735	238.4	41.532 202.2	34.280	1:50.547	15 -	32.230 240.5	40.844 202.6	33.884	1:46.958
2 -	32.110	241.0	40.656 203.0	33.711	1:46.477	16 -	32.584 240.5	40.958 202.6	34.655	1:48.197P
3 -	31.880	242.1	40.393 203.0	33.938	1:46.211	17 -	1:29.587 234.7	42.506 199.6	34.983	2:47.076
4 -	31.821	241.6	41.216 202.6	34.158	1:47.195	18 -	32.678 240.0	42.006 201.1	34.630	1:49.314
5 -	32.103	241.0	40.643 203.0	33.788	1:46.534	19 -	32.787 238.4	41.971 201.4	35.810	1:50.568
6 -	31.817 243.2	40.365 203.7	34.407	1:46.589	20 -	32.781 238.9	42.072 199.6	35.584	1:50.437	
7 -	31.918	241.6	40.550 203.0	33.825	1:46.293	21 -	33.550 238.9	41.472 202.2	35.000	1:50.022
8 -	31.863	242.1	40.578 202.2	33.953	1:46.394	22 -	32.590 237.8	41.321 203.7	34.971	1:48.882
9 -	32.031	241.6	41.103 202.6	33.769	1:46.903	23 -	32.509 241.6	41.640 201.8	34.966	1:49.115
10 -	32.087	242.6	41.101 202.6	33.875	1:47.063	24 -	32.858 237.8	41.457 201.4	34.722	1:49.037
11 -	32.511	241.6	41.063 203.7	34.359	1:47.933	25 -	32.749 237.8	41.697 202.2	34.613	1:49.059
12 -	32.885	240.0	40.689 203.0	33.989	1:47.563	26 -	32.580 238.4	41.612 202.6	35.179	1:49.371
13 -	31.967	240.5	40.475 201.8	33.844	1:46.286	27 -	32.682 239.4	42.223 203.7	34.915	1:49.820
14 -	32.221	240.5	40.563 202.6	34.011	1:46.795	28 -	32.761 239.4	41.515 202.6	34.974	1:49.250

18 Caternet/Bourdais				Porsche GT3 RSR				GTA		
1 -	45.223	204.9	45.884 194.2	38.039	2:09.146	4 -	34.558 235.2	44.219 196.7	37.334	1:56.111
2 -	35.206	220.4	45.672 196.0	37.398	1:58.276	5 -	35.395 220.4	52.694 89.2	54.266	2:22.355P
3 -	34.881	234.7	44.759 191.8	36.999	1:56.639					

Weather/Track: Sun 11°/Dry 12°

www.mstworld.com

Page 4 of 9

Magny-Cours
Circuit Length = 4.4110 km.
Start: 11:33 End: 12:24

Printed - 12:28 Sunday, 30 April 2006

International GT Open RACE 2 - SECTOR ANALYSIS

(contd.)

20		Ruberti/Cressoni				Ferrari 360 Modena GTC				GTA			
1 -	33.428	235.2	41.011	200.3	33.482	1:47.921	15 -	31.806	237.8	40.343	201.1	37.588	1:49.737P
2 -	31.639	238.4	39.969	201.1	33.098	1:44.706	16 -	1:33.271	236.8	41.273	200.7	34.617	2:49.161
3 -	31.338	238.9	39.836	201.8	33.371	1:44.545	17 -	32.570	237.3	40.715	201.4	34.060	1:47.345
4 -	31.370	237.8	40.261	201.1	33.056	1:44.687	18 -	32.315	239.4	40.800	201.4	34.789	1:47.904
5 -	31.392	238.4	39.960	200.7	33.174	1:44.526	19 -	32.374	236.8	40.332	200.3	35.781	1:48.487
6 -	31.441	238.9	40.047	201.1	33.437	1:44.925	20 -	32.792	236.3	40.391	202.6	35.209	1:48.392
7 -	31.365	240.0	40.126	201.4	33.122	1:44.613	21 -	32.131	238.4	40.377	202.6	34.738	1:47.246
8 -	31.602	238.9	40.165	201.4	33.631	1:45.398	22 -	33.347	236.3	40.483	202.6	34.533	1:48.363
9 -	31.447	239.4	40.270	203.7	34.845	1:46.562	23 -	32.242	238.9	40.569	202.2	33.894	1:46.705
10 -	32.120	237.3	39.901	202.2	33.389	1:45.410	24 -	32.072	238.4	40.653	200.0	34.300	1:47.025
11 -	31.436	238.4	40.012	201.4	33.307	1:44.755	25 -	32.218	238.4	40.673	200.3	34.300	1:47.191
12 -	31.493	237.8	40.354	201.4	33.601	1:45.448	26 -	32.468	236.3	40.566	202.2	34.047	1:47.081
13 -	31.631	238.9	40.438	201.1	33.531	1:45.600	27 -	32.342	238.4	41.043	201.8	34.025	1:47.410
14 -	31.898	238.4	40.977	200.3	33.787	1:46.662	28 -	32.258	237.8	40.947	201.8	35.002	1:48.207
23		Malucelli/Zani				Aston Martin DBRS9				GTS			
1 -	39.852	205.7	43.167	197.4	35.534	1:58.553	15 -	1:42.242	213.4	42.842	197.4	35.137	3:00.221
2 -	32.769	234.2	41.801	198.8	34.485	1:49.055	16 -	33.286	224.5	42.466	196.7	35.332	1:51.084
3 -	32.984	236.3	41.282	198.1	34.392	1:48.658	17 -	32.673	229.2	42.313	198.5	34.765	1:49.751
4 -	32.612	234.7	41.310	198.5	34.441	1:48.363	18 -	32.755	230.7	42.053	197.4	35.501	1:50.309
5 -	32.858	233.7	41.640	198.1	34.633	1:49.131	19 -	32.811	230.7	41.881	195.6	36.053	1:50.745
6 -	32.642	234.2	41.287	197.8	34.425	1:48.354	20 -	32.536	231.2	41.725	198.1	35.636	1:49.897
7 -	32.735	233.7	41.376	197.8	34.242	1:48.353	21 -	32.702	232.2	41.949	198.8	35.055	1:49.706
8 -	32.726	234.2	41.266	197.8	34.648	1:48.640	22 -	32.650	235.2	43.472	198.1	34.887	1:51.009
9 -	32.783	234.2	41.181	198.1	34.585	1:48.549	23 -	32.685	234.7	42.369	197.8	35.166	1:50.220
10 -	32.808	233.7	41.516	197.8	35.768	1:50.092	24 -	32.864	235.8	42.224	198.1	35.166	1:50.254
11 -	33.027	231.2	41.734	198.5	34.635	1:49.396	25 -	32.995	234.7	42.001	198.5	35.153	1:50.149
12 -	32.677	231.7	41.153	197.4	34.637	1:48.467	26 -	32.346	234.2	42.919	199.6	35.088	1:50.353
13 -	33.146	229.2	42.201	198.8	34.649	1:49.996	27 -	32.741	233.7	42.203	198.8	34.960	1:49.904
14 -	32.658	233.2	41.646	197.8	36.454	1:50.758P	28 -	33.069	233.2	42.495	199.6	35.272	1:50.836
24		Seiler/Groppi				Aston Martin DBRS9				GTS			
1 -	40.599	204.5	43.214	198.1	36.537	2:00.350	5 -	33.057	233.2	41.706	196.0	34.504	1:49.267
2 -	33.342	234.7	41.875	198.1	34.832	1:50.049	6 -	33.299	233.7	41.587	197.0	34.742	1:49.628
3 -	33.109	235.8	41.623	196.7	35.164	1:49.896	7 -	34.218	233.2	41.635	197.8	35.238	1:51.091
4 -	33.098	233.7	41.703	197.8	34.927	1:49.728	8 -	33.215	232.2	41.637	196.3	34.726	1:49.578

Weather/Track: Sun 11°/Dry 12°

www.mstworld.com

Page 5 of 9

Magny-Cours
Circuit Length = 4.4110 km.
Start: 11:33 End: 12:24

Printed - 12:28 Sunday, 30 April 2006

International GT Open RACE 2 - SECTOR ANALYSIS

(contd.)

27	Zonca/Belicchi				Dodge Viper GT3				GTS
1 - 1:01.432 189.8	46.005 192.5	37.255	2:24.692	13 - 32.223 244.3	40.776 201.1	33.955	1:46.954		
2 - 33.250 230.7	42.536 200.0	35.783	1:51.569	14 - 31.943 246.5	40.691 202.2	33.764	1:46.398		
3 - 33.481 243.2	42.071 198.8	35.693	1:51.245	15 - 32.163 246.0	40.617 201.1	40.190	1:52.970P		
4 - 32.480 237.3	44.497 198.8	36.053	1:53.030	16 - 53.566 242.1	41.333 200.7	35.711	2:10.610		
5 - 34.565 225.9	43.708 197.8	36.124	1:54.397	17 - 32.194 245.4	41.209 202.6	34.760	1:48.163		
6 - 32.531 241.0	41.918 203.3	35.314	1:49.763	18 - 32.108 245.4	40.537 203.0	34.352	1:46.997		
7 - 33.094 241.6	41.583 203.7	35.444	1:50.121	19 - 32.134 208.0	41.147 204.9	34.096	1:47.377		
8 - 32.350 244.8	41.451 203.7	34.486	1:48.287	20 - 31.900 248.8	40.327 203.3	34.291	1:46.518		
9 - 31.954 239.4	42.026 175.6	37.243	1:51.223	21 - 33.366 243.2	41.120 201.8	34.340	1:48.826		
10 - 35.164 193.2	2:41.255 104.9	50.732	4:07.151P	22 - 32.799 231.7	41.504 202.2	34.934	1:49.237		
11 - 2:47.544 230.2	42.984 194.2	36.451	4:06.979P	23 - 32.590 246.5	41.124 202.2	34.693	1:48.407		
12 - 2:25.861 231.7	41.563 201.1	34.139	3:41.563	24 - 32.552 247.1	41.024 201.4	34.543	1:48.119		
29	Cioci/Perazzini				Dodge Viper GT3				GTS
1 - 35.349 227.8	41.836 201.1	34.306	1:51.491	15 - 32.198 234.7	41.307 201.8	36.151	1:49.656P		
2 - 32.072 242.1	41.603 201.1	33.948	1:47.623	16 -			3:26.327		
3 - 31.970 243.2	40.879 200.3	33.804	1:46.653	17 -			1:52.052		
4 - 31.682 243.7	40.537 202.2	35.881	1:48.100	18 -			1:50.356		
5 - 31.739 244.8	40.456 202.2	33.534	1:45.729	19 -			1:52.476		
6 - 32.210 245.4	40.530 202.2	33.768	1:46.508	20 -			1:51.525		
7 - 31.766 246.0	40.797 202.6	33.721	1:46.284	21 -			1:52.796		
8 - 31.599 245.4	40.880 203.3	33.954	1:46.433	22 -			1:50.498		
9 - 31.696 242.1	41.066 201.4	34.150	1:46.912	23 -			1:51.081		
10 - 31.815 241.6	40.839 200.7	34.153	1:46.807	24 -			1:50.347		
11 - 32.045 243.7	41.313 203.0	33.946	1:47.304	25 -			1:50.963		
12 - 32.489 230.7	41.167 203.0	34.155	1:47.811	26 -			1:49.263		
13 - 31.895 237.8	41.279 201.8	33.957	1:47.131	27 -			1:49.932		
14 - 31.968 236.3	41.264 202.6	34.183	1:47.415	28 -			1:51.114		
31	Pla/Medard				Porsche 996 Cup				GTB

Weather/Track: Sun 11°/Dry 12°

www.mstworld.com

Page 6 of 9

Magny-Cours
Circuit Length = 4.4110 km.
Start: 11:33 End: 12:24

Printed - 12:28 Sunday, 30 April 2006

International GT Open

RACE 2 - SECTOR ANALYSIS

(contd.)

33		Giudici/Cutrera				Ferrari 360 Challenge				GTB						
1	-	42.988	221.7	45.721	186.2	36.998		2:05.707	14	-	2:12.463	152.5	54.764	129.0	47.806	3:55.033P
2	-	34.952	227.3	44.076	186.5	37.688		1:56.716	15	-	1:16.357	220.8	45.312	180.3	37.338	2:39.007
3	-	34.273	226.8	43.545	185.8	35.343		1:53.161	16	-	35.589	221.7	46.090	164.6	38.751	2:00.430
4	-	34.247	226.8	43.102	186.2	35.249		1:52.598	17	-	36.288	219.5	46.403	179.1	38.210	2:00.901
5	-	33.939	226.8	43.395	185.5	35.529		1:52.863	18	-	36.471	218.1	46.865	181.2	38.690	2:02.026
6	-	33.782	228.8	43.810	186.2	35.206		1:52.798	19	-	36.611	219.5	45.896	185.5	38.041	2:00.548
7	-	33.998	227.8	43.127	185.5	35.291		1:52.416	20	-	35.786	220.8	46.897	181.8	38.582	2:01.265
8	-	34.179	226.8	43.226	185.5	35.279		1:52.684	21	-	36.312	220.4	46.287	185.8	38.500	2:01.099
9	-	34.505	226.4	43.461	185.8	36.268		1:54.234	22	-	37.326	219.9	46.430	181.2	38.779	2:02.535
10	-	34.180	226.4	43.781	185.5	35.344		1:53.305	23	-	36.288	220.4	45.735	185.2	39.381	2:01.404
11	-	34.338	225.9	44.332	186.2	35.492		1:54.162	24	-	36.756	221.7	47.236	180.9	38.735	2:02.727
12	-	33.981	226.4	43.969	185.2	35.395		1:53.345	25	-	36.378	221.7	45.950	185.8	39.324	2:01.652
13	-	35.072	226.4	43.509	185.8	36.930		1:55.511P								

35		Gini/Arlotti				Ferrari 360 Challenge				GTB						
1	-	1:02.067	197.8	47.247	186.5	37.912		2:27.226	14	-	34.629	225.4	43.062	186.5	36.187	1:53.878P
2	-	36.395	224.0	44.815	186.5	36.732		1:57.942	15	-	1:42.345	214.7	45.317	180.9	36.031	3:03.693
3	-	35.453	225.4	44.683	186.2	35.706		1:55.842	16	-	34.687	222.6	44.219	184.6	36.134	1:55.040
4	-	35.241	222.6	43.929	184.6	35.585		1:54.755	17	-	34.629	219.9	43.689	184.9	38.188	1:56.506
5	-	34.949	227.3	44.164	185.2	38.275		1:57.388	18	-	34.710	219.9	43.506	183.6	36.960	1:55.176
6	-	35.579	220.8	44.036	184.6	35.521		1:55.136	19	-	34.500	220.8	43.152	183.3	36.064	1:53.716
7	-	34.685	226.8	43.469	185.2	36.804		1:54.958	20	-	34.391	221.7	43.346	185.2	35.702	1:53.439
8	-	34.811	226.4	42.726	186.5	36.624		1:54.161	21	-	34.653	222.6	43.200	184.3	36.051	1:53.904
9	-	35.000	224.5	44.625	185.8	36.678		1:56.303	22	-	34.791	215.1	43.687	184.6	36.246	1:54.724
10	-	34.796	225.4	43.906	185.2	35.835		1:54.537	23	-	34.708	222.2	43.424	185.5	35.937	1:54.069
11	-	34.686	228.8	45.901	185.8	38.320		1:58.907	24	-	34.759	221.3	43.950	183.6	35.874	1:54.583
12	-	34.890	226.8	43.055	185.2	36.089		1:54.034	25	-	34.757	217.3	44.582	185.5	36.713	1:56.052
13	-	34.297	225.9	43.534	185.2	36.244		1:54.075	26	-	35.371	219.5	45.417	183.3	36.886	1:57.674

Weather/Track: Sun 11°/Dry 12°

www.mstworld.com

Page 7 of 9

Magny-Cours
Circuit Length = 4.4110 km.
Start: 11:33 End: 12:24

Printed - 12:28 Sunday, 30 April 2006

International GT Open RACE 2 - SECTOR ANALYSIS

(contd.)

36		Bartyan/Guidi				Ferrari 430 GT2				GTA
1	34.137 234.7	40.895 200.3	33.648	1:48.680	15	<i>31.365</i> 235.8	39.770 201.4	32.823	1:43.958	
2	32.102 235.8	39.983 201.4	33.204	1:45.289	16	31.628 234.7	39.882 202.6	32.800	1:44.310	
3	31.705 237.8	39.862 200.3	33.162	1:44.729	17	31.469 236.3	39.903 202.2	33.025	1:44.397	
4	31.683 236.8	40.035 201.1	33.425	1:45.143	18	31.716 235.8	39.690 203.3	33.034	1:44.440	
5	31.915 236.8	40.111 201.8	33.013	1:45.039	19	31.446 236.8	39.967 201.4	34.458	1:45.871	
6	31.825 237.3	40.057 201.1	33.096	1:44.978	20	32.130 236.3	39.866 201.1	34.862	1:46.858	
7	31.674 238.4	39.698 201.1	33.062	1:44.434	21	32.979 234.7	39.867 202.6	33.453	1:46.299	
8	31.926 238.4	40.109 200.3	33.244	1:45.279	22	31.627 236.8	40.094 203.0	33.292	1:45.013	
9	32.000 236.3	40.754 201.4	33.601	1:46.355	23	31.703 239.4	39.651 203.3	33.092	1:44.446	
10	32.084 235.2	40.033 201.1	33.062	1:45.179	24	31.414 238.9	39.949 203.3	40.915	1:52.278	
11	31.717 236.3	40.231 201.1	33.537	1:45.485	25	32.035 238.9	40.733 202.6	33.396	1:46.164	
12	31.938 236.8	40.171 202.2	33.702	1:45.811 P	26	31.852 237.3	39.985 203.3	33.381	1:45.218	
13	2:14.305 234.7	41.544 193.2	33.912	3:29.761	27	31.526 237.3	39.805 203.0	33.012	1:44.343	
14	31.790 236.8	40.175 201.1	33.529	1:45.494	28	31.964 235.2	41.050 201.4	34.310	1:47.324	
39		Sloot/De Castro				Marcos Mantis				GTB
1	1:03.287 172.2	1:09.458 151.4	43.571	2:56.316	13	40.756 174.1	50.654 151.8	40.579	2:11.989	
2	39.371 193.8	50.095 171.4	41.352	2:10.818	14	42.000 160.7	51.012 149.5	40.445	2:13.457	
3	39.428 180.9	50.327 167.1	42.159	2:11.914	15	40.204 178.2	51.106 142.8	44.625	2:15.935	
4	40.665 177.0	50.765 173.3	42.031	2:13.461	16	40.798 182.1	50.213 148.9	41.566	2:12.577	
5	38.874 200.7	50.124 172.5	41.716	2:10.714	17	40.500 180.9	50.537 150.0	40.807	2:11.844	
6	38.999 196.3	48.277 175.0	40.720	2:07.996	18	41.057 171.1	53.507 152.1	40.428	2:14.992	
7	39.082 196.7	49.868 171.9	44.898	2:13.848	19	40.661 175.6	50.468 154.5	41.653	2:12.782	
8	38.694 194.2	50.158 173.0	43.637	2:12.489	20	41.271 179.1	49.436 153.6	39.969	2:10.676	
9	38.877 189.4	49.226 167.1	41.255	2:09.358	21	41.598 176.1	49.638 152.5	41.130	2:12.366	
10	38.095 197.4	47.670 173.0	40.665	2:06.430	22	40.522 179.4	51.096 144.0	41.944	2:13.562	
11	40.524 189.1	48.716 156.5	45.161	2:14.401 P	23	43.281 167.7	52.158 143.4	40.888	2:16.327	
12	1:38.564 183.0	48.987 159.0	39.329	3:06.880						

Weather/Track: Sun 11°/Dry 12°

www.mstworld.com

Page 8 of 9

Magny-Cours
Circuit Length = 4.4110 km.
Start: 11:33 End: 12:24

Printed - 12:28 Sunday, 30 April 2006

International GT Open RACE 2 - SECTOR ANALYSIS

(contd.)

42		Robert/Villacieros				Ferrari 430 Challenge				GTB			
1	44.441	227.3	46.429	194.5	37.417	2:08.287	14	34.358	237.3	44.951	198.5	36.023	1:55.332
2	35.829	234.7	44.244	197.4	37.843	1:57.916	15	34.330	238.9	42.655	199.6	35.683	1:52.668
3	35.315	235.2	44.143	196.3	37.481	1:56.939	16	34.269	238.9	42.845	199.6	35.502	1:52.616
4	34.960	237.3	44.536	195.2	37.169	1:56.665	17	35.153	240.0	42.751	199.6	38.132	1:56.036
5	35.079	237.8	43.614	197.4	38.271	1:56.964	18	34.721	237.3	42.946	172.2	39.043	1:56.710
6	34.934	236.3	45.708	196.0	37.802	1:58.444	19	34.155	239.4	42.448	197.4	36.483	1:53.086
7	35.494	235.8	43.672	195.6	37.205	1:56.371	20	34.460	238.4	42.862	197.8	37.136	1:54.458
8	36.251	229.2	44.632	197.0	38.967	1:59.850	21	33.911	242.1	42.465	199.2	35.318	1:51.694
9	35.239	235.2	44.640	194.2	37.437	1:57.316	22	33.749	241.0	42.096	200.0	35.382	1:51.227
10	36.823	232.7	45.138	195.6	36.629	1:58.590	23	34.345	238.4	42.524	199.6	35.981	1:52.850
11	35.231	233.7	46.352	195.2	37.527	1:59.110P	24	34.857	217.3	45.786	198.1	35.855	1:56.498
12	1:43.523	192.1	43.788	197.0	36.450	3:03.761	25	34.163	241.0	42.150	200.3	36.314	1:52.627
13	34.377	237.8	42.769	197.8	35.413	1:52.559	26	34.270	241.6	43.788	194.2	36.426	1:54.484
43		Zoest/Santos				Ferrari 430 Challenge				GTB			
1	43.568	224.0	45.274	181.5	38.419	2:07.261	5	34.562	235.2	43.386	197.0	37.072	1:55.020
2	34.147	237.3	43.474	187.5	38.173	1:55.794	6	34.979	234.2	43.480	197.0	36.846	1:55.305
3	34.552	237.8	43.168	194.5	36.011	1:53.731	7	34.635	234.7	43.661	194.2	37.179	1:55.475
4	34.165	236.8	43.314	197.0	35.783	1:53.262							
44		Michali/Farait				Lamborghini Diablo				GTB			
1	46.240	208.4	45.972	201.1	37.787	2:09.999	3	35.103	241.0	44.465	204.1	38.159	1:57.727
2	34.764	230.2	44.603	201.8	37.348	1:56.715							

Weather/Track: Sun 11°/Dry 12°

www.mstworld.com

Page 9 of 9

Magny-Cours
Circuit Length = 4.4110 km.
Start: 11:33 End: 12:24

Printed - 12:28 Sunday, 30 April 2006

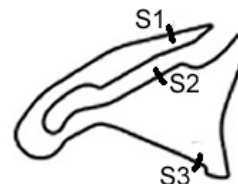
International GT Open

Race 2 - Best Sector Speeds Report

SECTOR 1				SECTOR 2				SECTOR 3				
POS	NO	NAME	SPEED	LAP	NO	NAME	SPEED	LAP	NO	NAME	SPEED	LAP
1	27	ZONCA	248.8	20	7	VILLALBA	205.3	25				
2	29	CIOCI	246.0	7	2	AICART	204.9	7				
3	2	AICART	245.4	4	27	ZONCA	204.9	19				
4	7	VILLALBA	244.8	22	4	BASTOS	204.5	17				
5	17	MOWLEM	243.2	6	44	MICHALI	204.1	3				
6	8	MERINO	242.6	16	17	MOWLEM	203.7	6				
7	42	ROBERT	242.1	21	20	RUBERTI	203.7	9				
8	44	MICHALI	241.0	3	29	CIOCI	203.3	8				
9	4	BASTOS	240.0	23	36	BARTYAN	203.3	18				
10	20	RUBERTI	240.0	7	8	MERINO	202.6	17				
11	5	ROMERO	239.4	22	5	ROMERO	202.2	21				
12	36	BARTYAN	239.4	23	42	ROBERT	200.3	25				
13	43	ZOEST	237.8	3	23	MALUCELLI	199.6	26				
14	23	MALUCELLI	236.3	3	24	SEILER	198.1	1				
15	24	SEILER	235.8	3	43	ZOEST	197.0	4				
16	18	CATERNET	235.2	4	18	CATERNET	196.7	4				
17	11	VIVANCOS	230.7	21	11	VIVANCOS	196.3	21				
18	6	SEVERIN	229.2	25	10	GIAO	196.0	16				
19	33	GIUDICI	228.8	6	6	SEVERIN	194.5	24				
20	35	GINI	228.8	11	33	GIUDICI	186.5	2				
21	10	GIAO	228.3	3	35	GINI	186.5	1				
22	39	V D SLOOT	200.7	5	39	V D SLOOT	175.0	6				



Weather/Track: Bright 11°/Dry 12°



Circuit Length - 4.4110 kilometres
Circuit de Nevers
Magny Cours

International GT Open

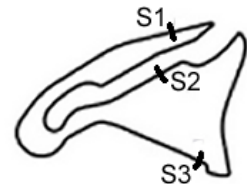
Race 2 - Best Sector Times Report

POS	SECTOR 1			SECTOR 2			SECTOR 3			NO	NAME	IDEAL/BEST LAP COMPARISON			DIFF
	NO	TIME	LAP	NO	TIME	LAP	NO	TIME	LAP			IDEAL	BEST	LAP	
1	20	31.338	3	36	39.651	23	36	32.800	16	36	BARTYAN	1:43.816	1:43.958	15	+ 0.142
2	36	31.365	15	5	39.765	16	20	33.056	4	20	RUBERTI	1:44.230	1:44.526	5	+ 0.296
3	29	31.599	8	20	39.836	3	5	33.316	16	5	ROMERO	1:44.742	1:44.789	16	+ 0.047
4	2	31.614	4	2	39.936	3	29	33.534	5	2	AICART	1:45.242	1:45.450	3	+ 0.208
5	5	31.661	22	4	40.187	16	4	33.606	17	4	BASTOS	1:45.544	1:45.551	16	+ 0.007
6	4	31.751	25	7	40.311	14	7	33.608	15	29	CIOCI	1:45.589	1:45.729	5	+ 0.140
7	17	31.817	6	27	40.327	20	2	33.692	7	17	MOWLEM	1:45.893	1:46.211	3	+ 0.318
8	27	31.900	20	17	40.365	6	17	33.711	2	7	VILLALBA	1:45.915	1:46.063	15	+ 0.148
9	7	31.996	15	29	40.456	5	10	33.752	6	27	ZONCA	1:45.991	1:46.398	14	+ 0.407
10	10	32.309	6	10	40.877	9	27	33.764	14	10	GIAO	1:46.938	1:47.070	6	+ 0.132
11	23	32.346	26	23	41.153	12	11	34.231	16	23	MALUCELLI	1:47.741	1:48.353	7	+ 0.612
12	8	32.491	15	11	41.219	17	23	34.242	7	11	VIVANCOS	1:48.089	1:48.418	16	+ 0.329
13	11	32.639	16	6	41.401	25	8	34.259	14	8	MERINO	1:48.306	1:48.578	15	+ 0.272
14	6	32.808	25	8	41.556	15	6	34.313	23	6	SEVERIN	1:48.522	1:48.667	25	+ 0.145
15	24	33.057	5	24	41.587	6	24	34.504	5	24	SEILER	1:49.148	1:49.267	5	+ 0.119
16	42	33.749	22	42	42.096	22	33	35.206	6	42	ROBERT	1:51.163	1:51.227	22	+ 0.064
17	33	33.782	6	35	42.726	8	42	35.318	21	33	GIUDICI	1:52.090	1:52.416	7	+ 0.326
18	43	34.147	2	33	43.102	4	35	35.521	6	35	GINI	1:52.544	1:53.439	20	+ 0.895
19	35	34.297	13	43	43.168	3	43	35.783	4	43	ZOEST	1:53.098	1:53.262	4	+ 0.164
20	18	34.558	4	18	44.219	4	18	36.999	3	18	CATERNET	1:55.776	1:56.111	4	+ 0.335
21	44	34.764	2	44	44.465	3	44	37.348	2	44	MICHALI	1:56.577	1:56.715	2	+ 0.138
22	39	38.095	10	39	47.670	10	39	39.329	12	39	V D SLOOT	2:05.094	2:06.430	10	+ 1.336

'Perfect Lap' - 1:43.789



Weather/Track: Bright 11°/Dry 12°



Circuit Length - 4.4110 kilometres
Circuit de Nevers
Magny Cours

International GT Open LAP CHART - RACE 2

Lap 1			Lap 2			Lap 3			Lap 4			Lap 5		
No	Behind	Laptime	No	Behind	Laptime	No	Behind	Laptime	No	Behind	Laptime	No	Behind	Laptime
20		1:47.921	20		1:44.706	20		1:44.545	20		1:44.687	20		1:44.526
36	0.759	1:48.680	36	1.342	1:45.289	36	1.526	1:44.729	36	1.982	1:45.143	36	2.495	1:45.039
17	2.626	1:50.547	17	4.397	1:46.477	17	6.063	1:46.211	2	8.016	1:46.116	2	9.540	1:46.050
29	3.570	1:51.491	2	5.682	1:46.311	2	6.587	1:45.450	17	8.571	1:47.195	17	10.579	1:46.534
2	4.077	1:51.998	29	6.487	1:47.623	29	8.595	1:46.653	29	12.008	1:48.100	29	13.211	1:45.729
10	4.764	1:52.685	10	8.150	1:48.092	10	11.049	1:47.444	10	13.744	1:47.382	10	16.499	1:47.281
23	10.632	1:58.553	23	14.981	1:49.055	23	19.094	1:48.658	39	1 LAP	2:11.914	23	27.375	1:49.131
5	12.007	1:59.928	24	17.772	1:50.049	24	23.123	1:49.896	23	22.770	1:48.363	24	32.905	1:49.267
24	12.429	2:00.350	5	18.898	1:51.597	5	24.510	1:50.157	24	28.164	1:49.728	5	33.837	1:49.373
7	15.246	2:03.167	7	22.628	1:52.088	7	30.644	1:52.561	5	28.990	1:49.167	4	41.005	1:49.683
11	15.781	2:03.702	4	23.033	1:50.689	4	30.996	1:52.508	4	35.848	1:49.539	39	1 LAP	2:13.461
8	16.340	2:04.261	8	26.459	1:54.825	8	35.243	1:53.329	7	38.731	1:52.774	7	46.903	1:52.698
4	17.050	2:04.971	33	29.796	1:56.716	33	38.412	1:53.161	8	44.093	1:53.537	8	52.445	1:52.878
33	17.786	2:05.707	43	30.428	1:55.794	43	39.614	1:53.731	33	46.323	1:52.598	33	54.660	1:52.863
43	19.340	2:07.261	42	33.576	1:57.916	42	45.970	1:56.939	43	48.189	1:53.262	43	58.683	1:55.020
42	20.366	2:08.287	44	34.087	1:56.715	18	46.889	1:56.639	42	57.948	1:56.665	27	1:08.548	1:54.397
18	21.225	2:09.146	18	34.795	1:58.276	44	47.269	1:57.727	18	58.313	1:56.111	42	1:10.386	1:56.964
44	22.078	2:09.999	11	35.895	2:04.820P	27	50.334	1:51.245	27	58.677	1:53.030	11	1 LAP	1:54.028
6	28.333	2:16.254	6	42.588	1:58.961	6	56.396	1:58.353	11	1 LAP	3:55.850	35	1:26.768	1:57.388
27	36.771	2:24.692	27	43.634	1:51.569	35	1:03.838	1:55.842	6	1:11.927	2:00.218	6	1:28.203	2:00.802
35	39.305	2:27.226	35	52.541	1:57.942				35	1:13.906	1:54.755	18	1:36.142	2:22.355P
39	1:08.395	2:56.316	39	1:34.507	2:10.818									

Weather/Track: Sun 11°/Dry 12°

www.mstworld.com

Page 1 of 6

Magny-Cours
Circuit Length = 4.4110 km.
Start: 11:33 End: 12:24

Printed - 12:29 Sunday, 30 April 2006

International GT Open

LAP CHART - RACE 2

(contd.)

Lap 6			Lap 7			Lap 8			Lap 9			Lap 10		
No	Behind	Laptime	No	Behind	Laptime	No	Behind	Laptime	No	Behind	Laptime	No	Behind	Laptime
20		1:44.925	20		1:44.613	20		1:45.398	20		1:46.562	20		1:45.410
36	2.548	1:44.978	36	2.369	1:44.434	35	1 LAP	1:54.958	36	2.043	1:46.355	36	1.812	1:45.179
2	10.484	1:45.869	2	11.365	1:45.494	36	2.250	1:45.279	42	1 LAP	1:59.850	11	2 LAPS	1:54.004
17	12.243	1:46.589	17	13.923	1:46.293	6	1 LAP	2:00.076	35	1 LAP	1:54.161	42	1 LAP	1:57.316
29	14.794	1:46.508	29	16.465	1:46.284	2	13.153	1:47.186	2	14.476	1:47.885	2	16.338	1:47.272
10	18.644	1:47.070	10	21.466	1:47.435	17	14.919	1:46.394	17	15.260	1:46.903	17	16.913	1:47.063
23	30.804	1:48.354	23	34.544	1:48.353	29	17.500	1:46.433	39	2 LAPS	2:13.848	29	19.247	1:46.807
24	37.608	1:49.628	5	42.574	1:49.226	10	23.486	1:47.418	29	17.850	1:46.912	35	1 LAP	1:56.303
5	37.961	1:49.049	24	44.086	1:51.091	23	37.786	1:48.640	6	1 LAP	2:01.797	10	29.130	1:48.856
4	44.234	1:48.154	4	48.551	1:48.930	5	45.137	1:47.961	10	25.684	1:48.760	6	1 LAP	2:01.098
7	53.120	1:51.142	7	59.234	1:50.727	24	48.266	1:49.578	23	39.773	1:48.549	39	2 LAPS	2:12.489
8	59.670	1:52.150	8	1:07.512	1:52.455	4	51.320	1:48.167	5	47.320	1:48.745	23	44.455	1:50.092
33	1:02.533	1:52.798	33	1:10.336	1:52.416	7	1:04.964	1:51.128	4	53.252	1:48.494	5	50.543	1:48.633
43	1:09.063	1:55.305	27	1:18.894	1:50.121	8	1:14.445	1:52.331	8	1:23.704	1:55.821	4	55.648	1:47.806
39	1 LAP	2:10.714	43	1:19.925	1:55.475	33	1:17.622	1:52.684	7	1:24.143	2:05.741	8	1:29.686	1:51.392
27	1:13.386	1:49.763	39	1 LAP	2:07.996	27	1:21.783	1:48.287	33	1:25.294	1:54.234	7	1:30.771	1:52.038
42	1:23.905	1:58.444	42	1:35.663	1:56.371	11	1 LAP	1:54.997	27	1:26.444	1:51.223	33	1:33.189	1:53.305
11	1 LAP	1:57.100	11	1 LAP	1:56.540									
35	1:36.979	1:55.136												
6	1:40.248	1:56.970												

Weather/Track: Sun 11°/Dry 12°

International GT Open

LAP CHART - RACE 2

(contd.)

Lap 11			Lap 12			Lap 13			Lap 14			Lap 15		
No	Behind	Laptime	No	Behind	Laptime	No	Behind	Laptime	No	Behind	Laptime	No	Behind	Laptime
20		1:44.755	20		1:45.448	20		1:45.600	20		1:46.662	20		1:49.737P
36	2.542	1:45.485	36	2.905	1:45.811P	8	1 LAP	1:56.049P	36	1 LAP	3:29.761	42	2 LAPS	1:52.559
11	2 LAPS	1:56.220	27	2 LAPS	4:07.151P	33	1 LAP	1:53.345	39	3 LAPS	2:14.401P	17	20.246	1:46.958
2	19.644	1:48.061	2	20.727	1:46.531	2	21.022	1:45.895	33	1 LAP	1:55.511P	5	1 LAP	1:45.704
17	20.091	1:47.933	17	22.206	1:47.563	17	22.892	1:46.286	42	2 LAPS	3:03.761	29	26.362	1:49.656P
29	21.796	1:47.304	29	24.159	1:47.811	29	25.690	1:47.131	2	22.322	1:47.962P	10	39.265	1:47.967
42	1 LAP	1:58.590	11	2 LAPS	1:54.994	11	2 LAPS	1:56.361	17	23.025	1:46.795	4	1 LAP	1:46.663
35	1 LAP	1:54.537	10	36.884	1:49.981	10	39.746	1:48.462	5	1 LAP	2:57.111	7	1 LAP	1:46.389
10	32.351	1:47.976	42	1 LAP	1:59.110P	4	1 LAP	3:09.391	29	26.443	1:47.415	6	2 LAPS	3:02.652
23	49.096	1:49.396	35	1 LAP	1:58.907	35	1 LAP	1:54.034	10	41.035	1:47.951	35	1 LAP	1:53.878P
5	55.142	1:49.354	23	52.115	1:48.467	7	1 LAP	2:45.797	4	1 LAP	1:47.359	8	1 LAP	1:48.594
6	1 LAP	2:00.751	5	59.771	1:50.077P	23	56.511	1:49.996	11	2 LAPS	1:55.493P	39	3 LAPS	3:06.880
4	1:03.727	1:52.834P	6	1 LAP	1:59.658	6	1 LAP	1:59.876P	27	3 LAPS	4:06.979P	36	1:40.119	1:43.958
39	2 LAPS	2:09.358	39	2 LAPS	2:06.430				7	1 LAP	1:46.159	11	2 LAPS	2:51.910
8	1:36.907	1:51.976							35	1 LAP	1:54.075	2	2:02.730	3:30.145
7	1:39.607	1:53.591P							23	1:00.607	1:50.758P			
33	1:42.596	1:54.162							8	1 LAP	3:02.508			
									36	1:45.898	1:45.494			

Weather/Track: Sun 11°/Dry 12°

www.mstworld.com

Page 3 of 6

Magny-Cours
Circuit Length = 4.4110 km.
Start: 11:33 End: 12:24

Printed - 12:29 Sunday, 30 April 2006

International GT Open

LAP CHART - RACE 2

(contd.)

Lap 16			Lap 17			Lap 18			Lap 19			Lap 20		
No	Behind	Laptime	No	Behind	Laptime	No	Behind	Laptime	No	Behind	Laptime	No	Behind	Laptime
17		1:48.197P	20		1:47.345	20		1:47.904	20		1:48.487	20		1:48.392
5	1 LAP	1:48.020	8	1 LAP	1:49.154	6	2 LAPS	1:51.123	6	2 LAPS	1:51.232	6	2 LAPS	1:50.822
23	1 LAP	3:00.221	17	19.013	2:47.076	8	1 LAP	1:49.261	10	1 LAP	2:36.799P	27	4 LAPS	2:10.610
42	2 LAPS	1:55.332	33	2 LAPS	2:39.007	17	20.423	1:49.314	17	22.504	1:50.568	39	4 LAPS	2:12.577
33	2 LAPS	3:55.033P	36	32.320	1:44.397	36	28.856	1:44.440	8	1 LAP	1:54.411	17	24.549	1:50.437
4	1 LAP	1:46.558	11	2 LAPS	1:48.579	33	2 LAPS	2:00.430	36	26.240	1:45.871	36	24.706	1:46.858
10	20.875	1:50.053P	2	1:00.905	1:47.701	11	2 LAPS	1:48.418	33	2 LAPS	2:00.901	8	1 LAP	1:54.099
7	1 LAP	1:46.063	10	1:03.961	3:11.149	2	59.629	1:46.628	11	2 LAPS	1:49.997	11	2 LAPS	1:49.641
6	2 LAPS	1:51.415	5	1:04.188	1:47.298	5	1:02.513	1:46.229	2	59.483	1:48.341	2	58.469	1:47.378
27	4 LAPS	3:41.563	29	1:08.235	1:52.052	29	1:10.687	1:50.356	5	1:01.892	1:47.866	33	2 LAPS	2:02.026
20	40.718	2:49.161	23	1:15.420	1:49.751	23	1:17.825	1:50.309	29	1:14.676	1:52.476	5	1:00.204	1:46.704
8	1 LAP	1:48.578	39	3 LAPS	2:13.457	4	1:23.440	1:49.373	23	1:20.083	1:50.745	29	1:17.809	1:51.525
36	1:15.986	1:44.310	42	1 LAP	1:52.616	42	1 LAP	1:56.036	4	1:22.806	1:47.853	23	1:21.588	1:49.897
11	2 LAPS	1:48.719	4	1:21.971	1:46.675	7	1:33.824	1:48.725	7	1:34.538	1:49.201	4	1:22.023	1:47.609
39	3 LAPS	2:11.989	35	1 LAP	1:55.040	35	1 LAP	1:56.506	42	1 LAP	1:56.710	7	1:34.508	1:48.362
2	1:41.267	1:46.980	7	1:33.003	1:46.511	27	3 LAPS	1:52.970P	35	1 LAP	1:55.176	42	1 LAP	1:53.086
29	1:44.246	3:26.327	27	3 LAPS	1:46.398	39	3 LAPS	2:15.935				35	1 LAP	1:53.716
5	1:44.953	1:44.789												
23	1:53.732	1:51.084												
42	1 LAP	1:52.668												
35	1 LAP	3:03.693												
4	2:03.359	1:45.551												
7	2:14.555	1:46.430												
27	3 LAPS	1:46.954												
6	1 LAP	1:50.492												

Weather/Track: Sun 11°/Dry 12°

www.mstworld.com

Page 4 of 6

Magny-Cours
Circuit Length = 4.4110 km.
Start: 11:33 End: 12:24

Printed - 12:29 Sunday, 30 April 2006

International GT Open

LAP CHART - RACE 2

(contd.)

Lap 21			Lap 22			Lap 23			Lap 24			Lap 25		
No	Behind	Laptime	No	Behind	Laptime	No	Behind	Laptime	No	Behind	Laptime	No	Behind	Laptime
20		1:47.246	20		1:48.363	20		1:46.705	20		1:47.025	20		1:47.191
6	2 LAPS	1:50.063	42	2 LAPS	1:54.458	42	2 LAPS	1:51.694	42	2 LAPS	1:51.227	33	3 LAPS	2:02.535
27	4 LAPS	1:48.163	35	2 LAPS	1:53.439	35	2 LAPS	1:53.904	6	2 LAPS	1:50.339	39	5 LAPS	2:10.676
36	23.759	1:46.299	6	2 LAPS	1:49.666	6	2 LAPS	1:49.351	35	2 LAPS	1:54.724	42	2 LAPS	1:52.850
17	27.325	1:50.022	27	4 LAPS	1:46.997	36	18.150	1:44.446	27	4 LAPS	1:46.518	6	2 LAPS	1:49.021
8	1 LAP	1:54.146	36	20.409	1:45.013	27	4 LAPS	1:47.377	36	23.403	1:52.278	27	4 LAPS	1:48.826
39	4 LAPS	2:11.844	17	27.844	1:48.882	17	30.254	1:49.115	17	32.266	1:49.037	36	22.376	1:46.164
11	2 LAPS	1:49.408	8	1 LAP	1:54.161	8	1 LAP	1:52.799	5	54.102	1:45.708	35	2 LAPS	1:54.069
2	57.983	1:46.760	5	56.671	1:46.243	5	55.419	1:45.453	8	1 LAP	1:52.627	17	34.134	1:49.059
5	58.791	1:45.833	2	57.865	1:48.245	2	58.984	1:47.824	2	59.349	1:47.390	5	52.607	1:45.696
33	2 LAPS	2:00.548	11	2 LAPS	1:51.008	11	2 LAPS	1:48.468	11	2 LAPS	1:48.740	2	59.385	1:47.227
4	1:22.660	1:47.883	39	4 LAPS	2:14.992	4	1:20.892	1:46.366	4	1:20.214	1:46.347	8	1 LAP	1:52.069
29	1:23.359	1:52.796	4	1:21.231	1:46.934	29	1:29.870	1:51.081	29	1:33.192	1:50.347	11	2 LAPS	1:49.133
23	1:24.048	1:49.706	29	1:25.494	1:50.498	23	1:30.209	1:50.220	23	1:33.438	1:50.254	4	1:19.960	1:46.937
7	1:34.571	1:47.309	33	2 LAPS	2:01.265	7	1:34.234	1:47.564	7	1:34.274	1:47.065	7	1:34.009	1:46.926
			23	1:26.694	1:51.009	39	4 LAPS	2:12.782				23	1:36.396	1:50.149
			7	1:33.375	1:47.167	33	2 LAPS	2:01.099				29	1:36.964	1:50.963

Weather/Track: Sun 11°/Dry 12°

www.mstworld.com

Page 5 of 6

Magny-Cours
Circuit Length = 4.4110 km.
Start: 11:33 End: 12:24

Printed - 12:29 Sunday, 30 April 2006

**International GT Open
LAP CHART - RACE 2**

(contd.)

Lap 26			Lap 27			Lap 28			Lap 29			Lap 30		
No	Behind	Laptime	No	Behind	Laptime	No	Behind	Laptime	No	Behind	Laptime	No	Behind	Laptime
20		1:47.081	20		1:47.410	20		1:48.207						
36	20.513	1:45.218	36	17.446	1:44.343	36	16.563	1:47.324						
6	2 LAPS	1:50.533	6	2 LAPS	1:48.667	6	2 LAPS	1:49.198						
33	3 LAPS	2:01.404	27	4 LAPS	1:48.407	27	4 LAPS	1:48.119						
27	4 LAPS	1:49.237	42	2 LAPS	1:52.627	42	2 LAPS	1:54.484						
42	2 LAPS	1:56.498	33	3 LAPS	2:02.727	17	39.877	1:49.250						
35	2 LAPS	1:54.583	17	38.834	1:49.820	5	47.773	1:46.541						
17	36.424	1:49.371	35	2 LAPS	1:56.052	35	2 LAPS	1:57.674						
39	5 LAPS	2:12.366	5	49.439	1:46.009	33	3 LAPS	2:01.652						
5	50.840	1:45.314	2	59.501	1:47.084	2	59.085	1:47.791						
2	59.827	1:47.523	39	5 LAPS	2:13.562	11	2 LAPS	1:49.662						
8	1 LAP	1:51.904	11	2 LAPS	1:50.053	8	1 LAP	1:52.786						
11	2 LAPS	1:49.058	8	1 LAP	1:52.431	4	1:20.699	1:48.738						
4	1:20.147	1:47.268	4	1:20.168	1:47.431	7	1:32.547	1:47.831						
7	1:33.761	1:46.833	7	1:32.923	1:46.572	39	5 LAPS	2:16.327						
29	1:39.146	1:49.263	29	1:41.668	1:49.932	29	1:44.575	1:51.114						
23	1:39.668	1:50.353	23	1:42.162	1:49.904	23	1:44.791	1:50.836						

Weather/Track: Sun 11°/Dry 12°