



SPANISH F3 CHAMPIONSHIP

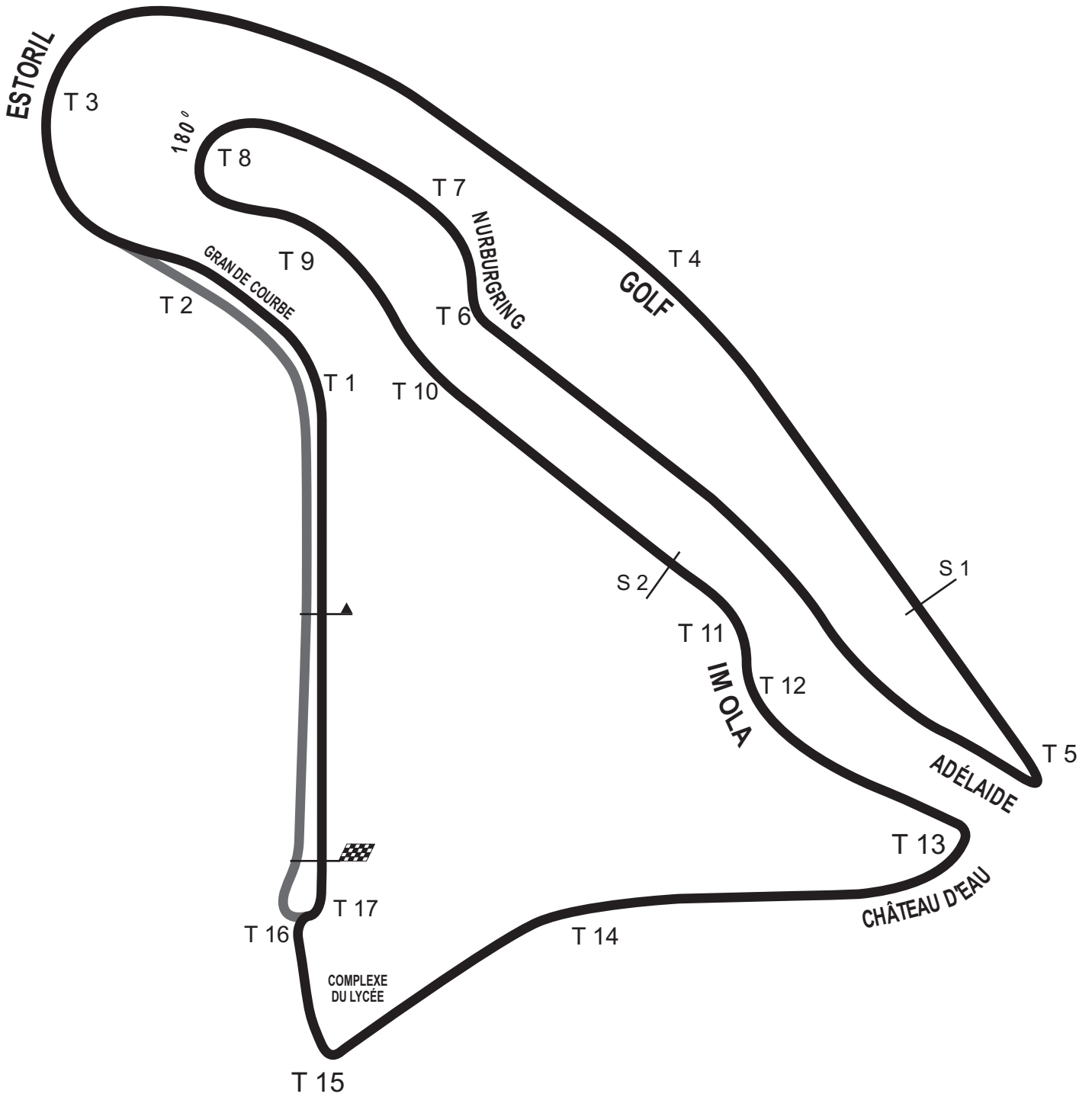
Rounds 3 & 4

Magny Cours
28th – 30th April 2006



Timing and Results by MST Systems Ltd
www.mstworld.com





Campeonato de Espana de F3

FREE PRACTICE 1

POS	NO	CL	DRIVER	NAT	CAR	TIME	LAPS	GAP	KPH
1	14		Ricardo RISATTI	ARG	Dallara F306 Toyota	1:38.264	19		161.60
2	6		Roldan RODRIGUEZ	ESP	Dallara F306 Toyota	1:38.358	21	0.094	161.44
3	2		Nicolas PROST	FRA	Dallara F306 Toyota	1:38.759	21	0.495	160.79
4	5		Marco BARBA	ESP	Dallara F306 Toyota	1:38.775	22	0.511	160.76
5	10		Arturo LLOBELL	ESP	Dallara F306 Toyota	1:38.895	22	0.631	160.57
6	8		Manel CERQUEDA	AND	Dallara F306 Toyota	1:38.904	23	0.640	160.55
7	4		Sergio BARBOZA	BRA	Dallara F306 Toyota	1:38.913	21	0.649	160.54
8	15		Nil MONSERRAT	ESP	Dallara F306 Toyota	1:38.962	21	0.698	160.46
9	3		Miguel MOLINA	ESP	Dallara F306 Toyota	1:39.012	21	0.748	160.38
10	9		Manuel SAEZ MERINO	ESP	Dallara F306 Toyota	1:39.031	25	0.767	160.35
11	1		Marcos MARTINEZ UCHA	ESP	Dallara F306 Toyota	1:39.089	22	0.825	160.25
12	13		Maximo CORTES	ESP	Dallara F306 Toyota	1:39.234	22	0.970	160.02
13	30	C	Javier VILLA	ESP	Dallara F300 Toyota	1:39.446	20	1.182	159.68
14	11		Carlos IACONELLI	BRA	Dallara F306 Toyota	1:40.169	19	1.905	158.52
15	19	C	Juan POLAR	PER	Dallara F300 Toyota	1:40.266	21	2.002	158.37
16	18	C	German SANCHEZ FLOR	ESP	Dallara F300 Toyota	1:41.165	22	2.901	156.96
17	17	C	Adrian CAMPOS JNR	ESP	Dallara F300 Toyota	1:41.380	21	3.116	156.63
18	25	C	Carlos COSIDO LOPEZ	ESP	Dallara F300 Toyota	1:41.740	21	3.476	156.08
19	26	C	Antonio RUBIEJO	ESP	Dallara F300 Toyota	1:42.240	22	3.976	155.31
20	20	C	Ignacio CHAR	ARG	Dallara F300 Toyota	1:42.404	24	4.140	155.06
21	28	C	Jose LOPEZ-PAMPLO	ESP	Dallara F300 Toyota	1:42.430	21	4.166	155.02
22	27	C	German LOPEZ BALBOA	ESP	Dallara F300 Toyota	1:43.624	17	5.360	153.24
23	24	C	Iago REGO	ESP	Dallara F300 Toyota	1:51.233	4	12.969	142.76

Weather/Track: Cloud 16 °/Dry 19°

Magny-Cours
Circuit Length = 4.4110 km.
Start: 16:00 End: 16:45

Race Director:	Steward:	Timekeeper:
----------------	----------	-------------

Campeonato de Espana de F3

FREE PRACTICE 1 - SECTOR ANALYSIS

1 Marcos MARTINEZ UCHA											
ESP				Dallara F306 Toyota							
1 - X:00.000	189.1	48.364	181.8	36.916	X:00.000	12 - 30.268	229.7	38.469	197.8	31.472	1:40.209
2 - 33.162	210.1	41.058	195.6	34.067	1:48.287	13 - 30.030	230.7	38.384	198.5	31.858	1:40.272
3 - 30.817	228.3	39.736	197.4	32.689	1:43.242	14 - 32.431	213.8	43.167	198.5	31.335	1:46.933
4 - 30.361	228.8	39.240	197.4	32.129	1:41.730	15 - 29.925	226.4	38.231	198.5	44.140	1:52.296
5 - 30.304	230.2	39.550	192.8	31.772	1:41.626	16 - 30.305	230.2	38.036	199.2	31.657	1:39.998
6 - 31.185	228.8	40.386	198.1	34.567	1:46.138	17 - 30.082	229.7	38.069	199.2	32.406	1:40.557
7 - 30.298	229.7	38.961	197.0	32.382	1:41.641	18 - 30.311	229.7	40.304	198.5	31.454	1:42.069
8 - 30.884	230.7	39.097	196.7	46.604	1:56.585	19 - 30.117	230.2	37.876	199.2	31.096	1:39.089
9 - 30.685	229.7	39.261	198.1	40.657	1:50.603	20 - 30.067	230.2	43.413	157.2	41.340	1:54.820P
10 - 30.200	237.2	38.665	198.1	35.152	1:44.017P	21 - 3:04.721	228.8	38.943	194.9	31.619	4:15.283
11 - 4:11.160	221.3	39.086	197.0	33.548	X:00.000	22 - 30.087	228.3	37.925	198.8	31.443	1:39.455

2 Nicolas PROST											
FRA				Dallara F306 Toyota							
1 - X:00.000	179.1	47.456	172.2	37.400	X:00.000	12 - 30.152	226.8	38.378	198.1	38.637	1:47.167
2 - 34.506	200.0	42.272	179.1	36.094	1:52.872	13 - 30.284	227.8	38.598	197.8	31.164	1:40.046
3 - 31.634	211.3	45.212	191.1	33.509	1:50.355	14 - 30.061	229.2	38.204	198.1	31.982	1:40.247
4 - 30.770	220.8	39.532	196.7	32.322	1:42.624	15 - 29.796	229.7	38.286	198.5	31.185	1:39.267
5 - 30.325	229.2	40.109	186.5	33.726	1:44.160	16 - 30.278	229.7	40.189	198.1	33.172	1:43.639P
6 - 30.302	228.3	38.846	195.2	32.155	1:41.303	17 - 6:00.631	174.4	43.771	191.8	36.907	X:00.000
7 - 30.984	216.4	43.631	194.9	33.318	1:47.933	18 - 30.876	224.5	39.411	191.8	33.701	1:43.988
8 - 30.227	228.3	38.635	197.4	37.135	1:45.997	19 - 30.299	225.4	38.333	196.7	31.192	1:39.824
9 - 2:26.595	219.0	39.519	195.6	31.938	3:38.052	20 - 29.869	229.7	38.195	197.4	31.231	1:39.295
10 - 30.191	229.7	38.534	198.1	33.100	1:41.825	21 - 29.864	229.2	37.854	196.0	31.041	1:38.759
11 - 31.830	229.2	40.260	197.8	35.308	1:47.398						

3 Miguel MOLINA											
ESP				Dallara F306 Toyota							
1 - X:00.000	160.2	49.069	189.1	36.987	X:00.000	12 - 31.120	225.0	39.027	195.2	31.461	1:41.608
2 - 33.988	222.6	42.330	194.5	34.829	1:51.147	13 - 30.328	228.8	38.753	198.1	31.270	1:40.351
3 - 31.469	228.3	40.764	194.2	34.544	1:46.777	14 - 30.062	229.7	38.230	200.0	31.166	1:39.458
4 - 31.112	227.3	39.613	195.2	31.922	1:42.647	15 - 29.995	231.2	38.582	198.5	31.508	1:40.085
5 - 30.562	227.8	40.140	196.7	31.944	1:42.646	16 - 30.513	230.2	38.705	198.8	34.530	1:43.748P
6 - 30.339	229.7	39.956	197.0	33.258	1:43.553	17 - 3:36.280	223.6	40.030	194.2	31.627	4:47.937
7 - 30.498	237.2	39.016	199.2	32.246	1:41.760	18 - 29.961	229.2	38.497	197.0	31.262	1:39.720
8 - 31.421	230.2	39.340	198.8	35.120	1:45.881	19 - 29.929	228.8	38.511	197.0	30.993	1:39.433
9 - 30.140	228.8	38.811	198.1	31.798	1:40.749	20 - 30.010	229.2	38.462	197.4	31.414	1:39.886
10 - 30.543	227.8	38.841	198.5	34.650	1:44.034P	21 - 29.842	230.7	38.190	198.1	30.980	1:39.012
11 - 6:12.230	177.9	42.801	193.5	32.135	X:00.000						

Weather/Track: Cloud 16 °/Dry 19°

www.mstworld.com

Page 1 of 8

Magny-Cours

Circuit Length = 4.4110 km.

Start: 16:00 End: 16:45

Printed - 16:48 Friday, 28 April 2006

Campeonato de Espana de F3

FREE PRACTICE 1 - SECTOR ANALYSIS

(contd.)

4		Sergio BARBOZA			BRA		Dallara F306 Toyota						
1	X:00.000	163.6	47.271	171.9	39.248	X:00.000	12 -	29.886	222.6	38.631	199.6	33.236	1:41.753P
2	-	36.608	188.4	43.305	196.7	35.247	13 -	7:39.139	152.5	45.673	164.6	33.838	X:00.000
3	-	32.111	224.5	41.284	197.8	33.735	14 -	30.955	219.0	39.264	197.8	31.708	1:41.927
4	-	31.097	219.0	39.894	198.5	33.581	15 -	30.292	221.7	38.155	200.0	31.088	1:39.535
5	-	30.838	218.1	38.849	198.5	32.037	16 -	30.078	225.0	38.221	198.8	30.957	1:39.256
6	-	30.398	225.0	38.757	199.6	31.878	17 -	30.330	223.6	38.148	200.0	31.098	1:39.576
7	-	30.416	223.1	38.352	199.6	31.675	18 -	29.997	224.5	37.748	200.0	31.480	1:39.225
8	-	30.245	223.1	38.610	200.3	31.502	19 -	29.828	219.5	38.107	200.0	30.978	1:38.913
9	-	30.152	223.6	38.315	199.6	31.260	20 -	29.885	225.0	38.655	200.3	31.858	1:40.398
10	-	29.982	220.8	38.454	199.6	31.140	21 -	30.855	220.4	38.006	200.0	31.184	1:40.045
11	-	29.884	222.6	38.161	200.7	31.133							
12	-	29.886	222.6										

5		Marco BARBA			ESP		Dallara F306 Toyota						
1	X:00.000	140.2	54.006	168.4	38.000	X:00.000	12 -	30.321	230.7	38.806	196.7	34.187	1:43.314P
2	-	33.895	215.5	43.329	191.8	36.386	13 -	6:45.183	224.0	40.380	196.7	31.641	X:00.000
3	-	32.953	218.1	41.135	194.5	33.126	14 -	30.578	228.8	38.658	196.7	31.421	1:40.657
4	-	32.341	218.1	40.286	195.6	32.451	15 -	29.837	229.7	38.230	197.8	31.224	1:39.291
5	-	30.702	225.0	39.681	196.0	31.934	16 -	29.969	229.2	38.409	197.8	30.991	1:39.369
6	-	31.904	224.5	38.931	196.0	31.826	17 -	30.087	227.8	38.359	197.4	30.952	1:39.398
7	-	30.303	226.8	38.866	196.3	31.616	18 -	29.952	228.3	38.335	196.0	31.085	1:39.372
8	-	31.212	225.9	39.161	197.0	32.854	19 -	30.088	229.7	38.396	196.0	33.489	1:41.973
9	-	30.177	228.8	40.540	197.4	32.375	20 -	30.150	230.2	39.048	197.0	31.218	1:40.416
10	-	30.203	228.8	38.477	196.7	31.205	21 -	29.836	230.2	38.374	196.0	31.195	1:39.405
11	-	30.154	230.7	38.720	196.3	31.494	22 -	29.711	229.2	38.184	197.8	30.880	1:38.775

6		Roldan RODRIGUEZ			ESP		Dallara F306 Toyota						
1	X:00.000	165.6	48.080	177.9	39.751	X:00.000	12 -	30.159	230.7	38.518	198.5	35.537	1:44.214P
2	-	37.948	180.0	45.742	173.9	36.755	13 -	4:24.127	220.4	43.189	194.5	33.341	X:00.000
3	-	33.289	217.7	42.353	193.8	34.395	14 -	30.582	229.7	38.927	197.4	31.822	1:41.331
4	-	31.232	225.0	40.955	194.5	33.780	15 -	30.022	231.2	38.338	199.2	31.687	1:40.047
5	-	30.753	225.9	40.197	194.5	33.208	16 -	30.062	227.8	39.170	198.1	32.633	1:41.865
6	-	30.406	225.4	39.439	195.6	33.234	17 -	29.860	229.2	37.852	200.0	30.646	1:38.358
7	-	30.399	226.8	38.847	198.1	32.021	18 -	29.593	229.7	38.060	200.7	31.235	1:38.888
8	-	30.270	227.8	39.111	196.3	31.862	19 -	29.909	230.2	43.753	190.8	34.904	1:48.566P
9	-	30.264	230.2	38.596	196.7	31.355	20 -	3:07.022	225.4	38.336	198.1	31.368	4:16.726
10	-	30.044	230.2	38.468	197.8	31.555	21 -	29.736	230.7	37.989	198.1	30.770	1:38.495
11	-	30.094	230.7	38.628	199.2	31.996							

Weather/Track: Cloud 16 °/Dry 19°

www.mstworld.com

Page 2 of 8

Magny-Cours
 Circuit Length = 4.4110 km.
 Start: 16:00 End: 16:45
 Printed - 16:48 Friday, 28 April 2006

Campeonato de Espana de F3 FREE PRACTICE 1 - SECTOR ANALYSIS

(contd.)

8	Manel CERQUEDA			AND	Dallara F306 Toyota						
1 - X:00.000	109.5	1:05.997	143.0	44.630	X:00.000	13 - 29.920	231.7	38.661	200.7	32.010	1:40.591
2 - 52.260	99.1	56.552	138.1	45.060	2:33.872	14 - 29.988	231.2	38.370	200.7	32.424	1:40.782
3 - 35.682	156.7	48.001	165.3	41.163	2:04.846	15 - 29.922	233.2	38.336	201.4	32.833	1:41.091
4 - 33.833	211.3	43.771	196.0	35.447	1:53.051	16 - 29.926	231.7	37.961	200.0	31.788	1:39.675
5 - 32.088	230.2	41.065	198.8	36.257	1:49.410	17 - 29.972	230.7	37.972	200.3	31.484	1:39.428
6 - 31.101	230.7	39.763	198.5	33.311	1:44.175	18 - 29.763	231.2	38.048	200.3	34.772	1:42.583P
7 - 30.618	230.2	41.663	200.0	37.138	1:49.419P	19 - 50.009	226.4	38.607	200.7	34.279	2:02.895P
8 - 2:52.407	227.8	41.022	199.6	33.174	4:06.603	20 - 47.005	230.7	38.992	200.3	35.310	2:01.307P
9 - 30.537	230.2	40.110	200.7	32.333	1:42.980	21 - 45.846	228.3	38.936	199.2	31.724	1:56.506
10 - 30.253	230.2	38.569	199.6	31.970	1:40.792	22 - 30.725	234.2	39.455	198.8	33.206	1:43.386
11 - 30.851	228.8	38.610	198.8	32.104	1:41.565	23 - 29.872	230.2	37.841	200.0	31.191	1:38.904
12 - 29.983	230.7	38.428	199.6	31.810	1:40.221						

9	Manuel SAEZ MERINO			ESP	Dallara F306 Toyota						
1 - X:00.000	132.8	1:08.545	116.3	47.003	X:00.000	14 - 30.254	229.7	38.346	199.2	31.509	1:40.109
2 - 46.771	149.3	56.904	95.3	41.349	2:25.024	15 - 30.122	231.2	38.072	200.3	31.413	1:39.607
3 - 34.971	192.8	55.251	173.3	40.008	2:10.230	16 - 30.057	231.2	38.654	199.2	31.422	1:40.133
4 - 34.226	225.4	44.177	193.2	36.002	1:54.405	17 - 30.130	231.2	37.970	200.7	31.322	1:39.422
5 - 32.162	229.2	41.179	196.0	37.032	1:50.373	18 - 29.953	231.7	37.989	200.7	31.158	1:39.100
6 - 31.518	231.2	39.671	200.3	33.304	1:44.493	19 - 30.125	231.2	38.046	200.3	32.014	1:40.185
7 - 30.998	231.2	39.468	199.6	34.528	1:44.994	20 - 30.036	231.2	38.371	201.1	31.291	1:39.698
8 - 32.186	230.7	40.434	198.1	32.391	1:45.011	21 - 30.040	230.2	37.915	200.3	31.250	1:39.205
9 - 30.778	230.7	38.787	200.0	32.118	1:41.683	22 - 29.911	232.7	40.387	200.0	31.461	1:41.759
10 - 30.634	229.7	38.412	200.0	32.038	1:41.084	23 - 30.073	231.7	37.905	199.2	31.222	1:39.200
11 - 30.470	229.7	39.490	198.8	32.111	1:42.071	24 - 30.031	231.7	37.971	199.6	31.029	1:39.031
12 - 30.507	228.8	38.580	199.6	31.777	1:40.864	25 - 30.806	232.2	39.224	199.6	32.160	1:42.190
13 - 30.234	229.7	38.425	198.8	31.511	1:40.170						

Weather/Track: Cloud 16 °/Dry 19°

www.mstworld.com

Page 3 of 8

Magny-Cours

Circuit Length = 4.4110 km.

Start: 16:00 End: 16:45

Printed - 16:48 Friday, 28 April 2006

Campeonato de Espana de F3 FREE PRACTICE 1 - SECTOR ANALYSIS

(contd.)

10		Arturo LLOBELL		ESP		Dallara F306 Toyota			
1	X:00.000 154.7	50.323 177.9	38.261	X:00.000	12	30.423 226.8	38.794 197.4	31.445	1:40.662
2	36.769 161.4	45.069 186.2	40.876	2:02.714	13	30.162 230.7	38.361 200.0	31.346	1:39.869
3	1:41.895 210.1	43.109 156.9	36.547	3:01.551	14	30.081 231.7	39.337 200.7	33.394	1:42.812P
4	31.594 223.1	42.995 192.5	35.497	1:50.086	15	2:52.097 227.8	38.523 199.2	31.503	4:02.123
5	31.076 214.7	40.826 192.8	34.848	1:46.750	16	29.695 235.2	38.566 198.5	30.902	1:39.163
6	30.773 207.2	40.088 196.7	33.109	1:43.970	17	29.976 229.2	37.967 198.8	31.024	1:38.967
7	33.811 192.8	40.698 197.0	37.369	1:51.878	18	29.968 228.3	38.012 198.8	30.915	1:38.895
8	30.833 226.8	55.325 83.5	34.601	2:00.759	19	29.891 228.8	37.937 201.7	31.390	1:39.218
9	30.456 230.2	38.841 197.4	32.309	1:41.606	20	29.718 229.2	37.807 200.3	40.225	1:47.750P
10	30.353 230.2	38.895 198.8	32.069	1:41.317	21	3:26.373 229.2	38.267 198.8	31.019	4:35.659
11	32.095 217.3	40.588 195.2	41.824	1:54.507	22	30.080 231.2	37.917 199.2	31.172	1:39.169
11		Carlos IACONELLI		BRA		Dallara F306 Toyota			
1		X:00.000		X:00.000	11				1:43.805
2				2:03.286P	12				1:43.760
3				X:00.000	13				1:41.643
4				1:47.101	14				1:40.573
5				1:44.739	15		1:10.230		1:43.124P
6				1:42.706	16				X:00.000
7				1:42.370	17		1:09.061		1:40.790
8				1:41.708	18				1:40.169
9				1:49.230P	19				1:40.686
10	1:58.351 160.9		1:18.852	3:17.203					
13		Maximo CORTES		ESP		Dallara F306 Toyota			
1	X:00.000 210.9	48.060 189.1	37.258	X:00.000	12	29.906 230.2	38.864 199.6	31.844	1:40.614
2	34.664 220.4	41.731 197.8	35.340	1:51.735	13	29.829 229.7	38.463 200.0	31.641	1:39.933
3	32.881 223.6	43.571 196.0	33.658	1:50.110	14	29.825 230.2	38.651 201.1	34.281	1:42.757
4	31.538 230.2	41.155 198.5	33.584	1:46.277	15	29.922 228.3	40.011 200.7	31.387	1:41.320
5	31.283 226.4	40.084 196.3	32.551	1:43.918	16	30.029 227.8	39.606 198.5	35.816	1:45.451P
6	31.695 227.8	39.221 198.8	32.176	1:43.092	17	6:39.131 218.1	40.398 200.0	32.943	X:00.000
7	31.102 228.3	39.053 200.7	31.781	1:41.936	18	30.181 228.8	38.535 200.0	31.553	1:40.269
8	30.541 229.2	38.982 200.7	31.443	1:40.966	19	29.959 229.2	38.344 200.3	31.234	1:39.537
9	30.481 230.7	39.499 201.8	32.142	1:42.122	20	29.768 230.2	38.188 199.2	32.000	1:39.956
10	29.907 232.2	38.842 200.0	31.889	1:40.638	21	29.794 229.7	38.056 200.0	31.384	1:39.234
11	29.823 230.2	38.629 201.8	32.010	1:40.462	22	29.742 229.2	38.273 199.6	31.392	1:39.407

Weather/Track: Cloud 16 °/Dry 19°

www.mstworld.com

Page 4 of 8

Magny-Cours

Circuit Length = 4.4110 km.

Start: 16:00 End: 16:45

Printed - 16:48 Friday, 28 April 2006

Campeonato de Espana de F3 FREE PRACTICE 1 - SECTOR ANALYSIS

(contd.)

14		Ricardo RISATTI		ARG		Dallara F306 Toyota						
1 -				X:00.000	11 - 9:40.524	220.4	51.210	193.2	32.891	X:00.000		
2 -		1:15.190	189.8	1:49.068	12 - 30.118	229.7	38.469	198.8	31.258	1:39.845		
3 -	31.494	223.6	40.546	196.7	32.702	1:44.742	13 - 30.458	173.9	1:00.151	84.5	38.751	2:09.360
4 -	30.642	225.0	40.602	195.6	32.142	1:43.386	14 - 30.067	228.3	37.871	207.1	31.033	1:38.971
5 -	30.476	226.8	38.922	197.4	31.665	1:41.063	15 - 29.642	229.7	37.754	200.3	30.868	1:38.264
6 -	30.258	228.3	39.760	198.1	31.273	1:41.291	16 - 29.742	229.7	37.935	200.3	30.677	1:38.354
7 -	30.068	229.2	38.293	199.6	31.961	1:40.322	17 - 29.816	230.2	38.132	200.3	32.547	1:40.495P
8 -	29.843	230.2	38.533	199.2	31.162	1:39.538	18 - 2:35.905	211.3	41.129	195.6	32.905	3:49.939
9 -	29.680	230.7	38.277	198.1	31.050	1:39.007	19 - 30.226	228.8	39.131	198.1	31.015	1:40.372
10 -	29.879	229.7	38.174	199.6	33.377	1:41.430P						

15		Nii MONSERRAT		ESP		Dallara F306 Toyota						
1 -	X:00.000	152.5	51.767	170.3	40.585	X:00.000	12 - 2:47.220	223.6	42.018	199.6	32.605	4:01.843
2 -	37.526	201.8	46.401	175.3	40.185	2:04.112	13 - 30.583	230.2	38.958	200.3	32.125	1:41.666
3 -	34.909	175.0	44.708	193.5	36.253	1:55.870	14 - 30.160	231.7	55.396	196.3	31.935	1:57.491
4 -	32.916	220.8	44.832	188.1	34.566	1:52.314	15 - 30.435	230.2	38.754	201.4	35.339	1:44.528
5 -	31.962	225.4	41.168	198.8	33.575	1:46.705	16 - 30.339	231.2	38.434	202.6	31.384	1:40.157
6 -	31.514	228.8	41.199	198.1	32.966	1:45.679	17 - 30.309	230.2	38.243	200.3	31.438	1:39.990
7 -	31.267	227.8	39.547	199.6	32.309	1:43.123	18 - 30.135	231.2	39.597	201.1	31.447	1:41.179
8 -	30.622	228.8	39.270	199.6	32.307	1:42.199	19 - 30.081	231.7	38.153	201.8	31.133	1:39.367
9 -	30.871	229.2	39.105	200.7	32.071	1:42.047	20 - 29.993	232.2	37.883	201.4	31.086	1:38.962
10 -	30.693	231.2	38.948	200.3	31.651	1:41.292	21 - 33.256	117.0	58.762	94.3	1:31.779	3:03.797P
11 -	30.470	230.2	39.148	201.1	43.759	1:53.377P						

17		Adrian CAMPOS JNR		ESP		Dallara F300 Toyota				C
1 -					X:00.000	12 -				1:41.910
2 -					1:55.778	13 -				1:42.349
3 -					1:50.758	14 -				1:44.296
4 -					1:48.226	15 -				1:42.496
5 -					1:50.367	16 -				1:42.092
6 -					1:49.082	17 -				1:46.694
7 -					1:44.819	18 -				1:41.634
8 -					1:43.654	19 -				1:42.621
9 -					1:48.484P	20 -				1:41.380
10 -					X:00.000	21 -				1:58.287P
11 -					1:42.808					

Weather/Track: Cloud 16 °/Dry 19°

www.mstworld.com

Page 5 of 8

Magny-Cours
Circuit Length = 4.4110 km.
Start: 16:00 End: 16:45
Printed - 16:48 Friday, 28 April 2006

Campeonato de Espana de F3 FREE PRACTICE 1 - SECTOR ANALYSIS

(contd.)

18 German SANCHEZ FLOR				ESP	Dallara F300 Toyota				C
1 -				X:00.000	12 -	30.553 229.2	39.875 194.9	33.947	1:44.375
2 -				1:47.332P	13 -	30.636 227.3	39.137 197.4	34.846	1:44.619P
3 -	36.828 225.0	42.715 191.8	34.429	1:53.972	14 -	4:33.812 198.5	41.794 196.0	32.760	X:00.000
4 -	31.410 225.0	40.182 195.2	33.638	1:45.230	15 -	30.668 237.7	40.349 196.7	33.195	1:44.212
5 -	30.908 227.8	40.138 196.0	33.340	1:44.386	16 -	30.386 229.7	39.214 197.4	32.807	1:42.407
6 -	30.928 227.8	39.604 193.2	32.910	1:43.442	17 -	30.211 229.7	38.893 199.2	32.103	1:41.207
7 -	31.124 224.0	39.654 196.0	32.872	1:43.650	18 -	30.291 230.2	38.826 198.1	32.048	1:41.165
8 -	30.790 227.8	39.598 197.8	32.567	1:42.955	19 -	32.113 224.5	39.263 197.8	32.072	1:43.448
9 -	30.498 229.7	39.426 196.0	32.726	1:42.650	20 -	30.145 230.7	38.774 199.2	32.825	1:41.744
10 -	30.575 230.2	39.674 197.8	32.619	1:42.868	21 -	30.412 229.2	38.671 198.1	32.540	1:41.623
11 -	30.578 230.2	39.267 198.8	32.434	1:42.279	22 -	30.148 229.7	39.111 197.8	31.963	1:41.222

19 Juan POLAR				PER	Dallara F300 Toyota				C
1 -	X:00.000 157.8	49.596 181.2	39.981	X:00.000	12 -	30.410 231.2	38.876 198.1	31.829	1:41.115
2 -	35.938 200.0	44.669 192.1	38.289	1:58.896	13 -	30.269 232.2	39.027 198.8	31.628	1:40.924
3 -	33.467 207.6	46.382 190.4	35.696	1:55.545	14 -	30.915 231.2	40.186 200.3	32.298	1:43.399
4 -	32.083 225.0	42.815 195.2	34.930	1:49.828	15 -	30.522 230.7	38.900 199.6	34.034	1:43.456
5 -	31.933 225.4	40.913 196.7	33.244	1:46.090	16 -	30.570 229.2	38.681 200.3	31.484	1:40.735
6 -	32.223 224.5	41.111 191.8	32.808	1:46.142	17 -	30.298 230.2	39.635 197.0	31.763	1:41.696
7 -	31.127 224.0	40.134 197.4	32.195	1:43.456	18 -	30.318 227.8	38.662 199.6	31.979	1:40.959
8 -	30.903 227.8	40.159 195.2	39.239	1:50.301P	19 -	30.221 233.2	40.711 198.1	31.823	1:42.755
9 -	5:26.183 220.8	40.659 198.1	32.658	X:00.000	20 -	30.227 228.3	39.548 198.8	31.786	1:41.561
10 -	30.724 228.3	39.868 190.4	32.332	1:42.924	21 -	30.259 230.7	38.565 200.0	31.442	1:40.266
11 -	30.759 226.8	39.362 196.0	31.983	1:42.104					

20 Ignacio CHAR				ARG	Dallara F300 Toyota				C
1 -	X:00.000 165.6	55.109 144.7	43.617	X:00.000	13 -	31.764 226.4	40.458 196.7	38.824	1:51.046
2 -	39.417 188.8	48.880 173.3	40.900	2:09.197	14 -	31.711 229.2	41.074 195.6	33.706	1:46.491
3 -		1:26.083 176.7		2:04.491	15 -	31.731 230.2	41.133 196.7	33.490	1:46.354
4 -	36.229 191.1	49.038 182.1	38.229	2:03.496	16 -	31.018 232.2	40.127 198.8	34.819	1:45.964
5 -	35.342 213.4	44.349 182.4	35.907	1:55.598	17 -	30.683 230.2	40.524 198.8	33.057	1:44.264
6 -	33.803 198.8	43.116 193.5	35.364	1:52.283	18 -	30.909 228.3	39.607 200.0	33.827	1:44.343
7 -	32.749 224.5	42.701 198.5	34.035	1:49.485	19 -	30.810 230.7	39.414 199.6	32.641	1:42.865
8 -	32.149 226.8	42.279 193.5	33.747	1:48.175	20 -	31.684 227.3	39.342 199.2	32.148	1:43.174
9 -	31.788 227.8	40.621 194.2	33.537	1:45.946	21 -	30.837 230.7	41.250 194.9	32.582	1:44.669
10 -	31.968 225.9	43.537 190.1	35.388	1:50.893	22 -	30.630 230.2	39.481 197.8	32.293	1:42.404
11 -	31.616 227.3	41.374 183.9	33.616	1:46.606	23 -	32.735 226.8	39.576 197.8	32.671	1:44.982
12 -	32.000 226.8	40.841 188.8	33.647	1:46.488	24 -	30.707 231.2	39.926 198.8	32.284	1:42.917

Weather/Track: Cloud 16 °/Dry 19°

www.mstworld.com

Page 6 of 8

Magny-Cours
Circuit Length = 4.4110 km.
Start: 16:00 End: 16:45
Printed - 16:48 Friday, 28 April 2006

Campeonato de Espana de F3 FREE PRACTICE 1 - SECTOR ANALYSIS

(contd.)

24		Iago REGO				ESP		Dallara F300 Toyota		C		
1	X:00.000	179.1	49.631	182.4	38.680	X:00.000	3 - 32.757	221.7	42.539	191.8	35.937	1:51.233
2	-	34.432	218.6	44.282	178.2	1:54.608	4 - 32.428	221.7	41.722	193.8	35.985	1:50.135P
25		Carlos COSIDO LOPEZ				ESP		Dallara F300 Toyota		C		
1	X:00.000	185.5	48.867	189.8	39.089	X:00.000	12 - 30.995	222.6	39.579	197.8	32.646	1:43.220
2	-	34.950	222.6	44.098	194.9	1:55.695	13 - 31.077	215.5	40.764	196.7	33.321	1:45.162
3	-	33.175	206.1	44.483	183.3	1:54.478	14 - 31.078	221.7	39.418	197.4	34.287	1:44.783
4	-	32.654	202.2	43.878	194.2	1:51.249	15 - 30.593	218.1	39.685	198.1	32.469	1:42.747
5	-	32.061	213.0	43.144	197.4	1:53.444	16 - 30.942	216.8	39.689	197.8	32.512	1:43.143
6	-	32.125	225.0	41.087	195.6	1:46.553	17 - 30.792	217.7	39.728	198.1	32.488	1:43.008
7	-	31.990	219.5	41.344	196.7	1:46.857	18 - 30.663	216.8	40.209	199.2	32.607	1:43.479
8	-	31.584	219.5	40.879	194.2	1:45.437	19 - 30.644	218.6	39.226	198.5	31.870	1:41.740
9	-	31.488	220.8	40.496	193.2	1:45.091	20 - 30.589	218.6	39.674	197.8	32.033	1:42.296
10	-	31.212	219.5	40.285	197.4	1:45.610	21 - 30.630	219.5	41.113	197.4	35.222	1:46.965P
11	-	31.210	219.9	40.152	197.4	1:43.747						
26		Antonio RUBIEJO				ESP		Dallara F300 Toyota		C		
1	-					X:00.000	12 - 31.111	227.3	40.088	196.7	35.401	1:46.600P
2	-		1:22.946	190.8		1:58.936	13 - 2:53.477	224.0	41.894	198.1	32.918	4:08.289
3	-	33.097	206.8	43.226	192.1	1:52.039	14 - 32.309	228.3	41.878	193.2	33.181	1:47.368
4	-	32.907	225.0	41.794	194.2	1:49.159	15 - 31.236	231.2	39.622	197.4	42.415	1:53.273
5	-	32.896	223.1	41.120	194.9	1:47.675	16 - 31.510	227.3	39.526	198.8	32.105	1:43.141
6	-	32.152	212.1	42.501	196.7	1:50.351	17 - 30.782	230.2	40.063	198.8	32.278	1:43.123
7	-	32.564	227.8	42.294	195.6	1:49.956	18 - 30.895	229.7	39.404	198.1	31.941	1:42.240
8	-	31.617	227.8	41.583	194.2	1:46.157	19 - 31.900	227.3	39.319	198.5	32.481	1:43.700
9	-	31.604	227.8	40.519	196.7	1:45.157	20 - 31.008	229.2	39.486	197.4	32.894	1:43.388
10	-	31.433	228.8	40.211	191.4	1:44.386	21 - 31.130	231.7	40.293	197.4	34.506	1:45.929
11	-	31.191	226.8	40.101	196.7	1:43.850	22 - 30.800	231.2	39.919	199.6	33.292	1:44.011

Weather/Track: Cloud 16 °/Dry 19°

www.mstworld.com

Page 7 of 8

Magny-Cours

Circuit Length = 4.4110 km.

Start: 16:00 End: 16:45

Printed - 16:48 Friday, 28 April 2006

Campeonato de Espana de F3 FREE PRACTICE 1 - SECTOR ANALYSIS

(contd.)

27		German LOPEZ BALBOA			ESP	Dallara F300 Toyota			C				
1 -	X:00.000	142.6	54.261	127.6	45.229	X:00.000	10 -	30.934	224.0	39.830	196.7	33.182	1:43.946
2 -	40.763	183.0	50.000	145.5	41.723	2:12.486	11 -	30.805	228.8	39.779	197.0	33.040	1:43.624
3 -	39.930	157.2	46.822	171.7	43.314	2:10.066P	12 -	44.667	195.6	43.550	189.8	42.177	2:10.394P
4 -	2:42.469	194.9	44.592	189.1	36.688	4:03.749	13 -	9:19.850	203.7	42.958	192.1	34.240	X:00.000
5 -	33.629	222.6	42.580	171.4	38.317	1:54.526	14 -	31.324	227.8	43.156	192.1	34.731	1:49.211
6 -	32.969	222.2	43.864	167.1	34.997	1:51.830	15 -	31.456	223.6	40.320	195.6	33.503	1:45.279
7 -	31.722	220.4	41.172	194.5	33.556	1:46.450	16 -	30.811	228.3	39.918	191.4	34.623	1:45.352
8 -	31.318	221.3	40.959	193.8	35.524	1:47.801	17 -	30.597	230.2	40.493	194.5	33.126	1:44.216
9 -	31.600	222.2	40.272	194.5	33.298	1:45.170							
28		Jose LOPEZ-PAMPLO			ESP	Dallara F300 Toyota			C				
1 -	X:00.000	141.3	55.588	169.2	39.263	X:00.000	12 -	30.904	228.3	40.164	192.8	32.613	1:43.681
2 -	33.624	214.2	46.368	188.4	36.066	1:56.058	13 -	30.579	228.3	40.663	192.1	32.809	1:44.051
3 -	32.701	219.5	44.981	191.1	37.864	1:55.546P	14 -	30.650	228.8	40.695	183.6	32.891	1:44.236
4 -	4:39.967	216.0	43.200	193.2	34.269	X:00.000	15 -	30.759	227.8	40.114	193.8	34.111	1:44.984P
5 -	32.106	226.8	42.172	193.5	33.465	1:47.743	16 -	3:22.169	225.0	40.834	194.9	32.554	4:35.557
6 -	31.335	226.8	43.442	193.2	33.423	1:48.200	17 -	31.059	227.8	39.953	194.2	32.573	1:43.585
7 -	31.180	228.3	40.452	193.5	33.547	1:45.179	18 -	30.554	229.7	39.707	195.2	32.169	1:42.430
8 -	31.288	226.8	40.804	190.8	32.952	1:45.044	19 -	30.550	228.8	39.262	193.5	33.878	1:43.690
9 -	30.862	227.8	41.052	193.5	33.158	1:45.072	20 -	30.409	230.7	40.448	195.2	32.235	1:43.092
10 -	30.853	225.0	40.203	193.5	32.543	1:43.599	21 -	32.019	230.2	41.894	193.8	33.157	1:47.070
11 -	31.472	225.0	40.028	193.2	32.944	1:44.444							
30		Javier VILLA			ESP	Dallara F300 Toyota			C				
1 -	X:00.000	175.6	49.298	175.0	38.129	X:00.000	11 -	29.547	226.8	38.521	199.6	31.609	1:39.677
2 -	33.911	221.7	43.891	193.2	36.309	1:54.111	12 -	29.747	224.0	38.627	198.8	36.262	1:44.636P
3 -	31.573	216.0	41.001	199.2	32.923	1:45.497	13 -	9:54.957	225.4	40.204	144.9	33.882	X:00.000
4 -	30.272	224.5	39.551	199.6	34.703	1:44.526	14 -	30.041	225.9	38.429	201.1	31.627	1:40.097
5 -	29.916	224.5	39.450	199.2	32.124	1:41.490	15 -	29.806	225.4	42.810	131.2	40.205	1:52.821
6 -	29.916	226.4	39.202	200.7	32.314	1:41.432	16 -	29.841	225.9	38.788	199.2	31.443	1:40.072
7 -	30.336	224.0	39.159	200.3	31.635	1:41.130	17 -	29.852	227.3	38.390	199.2	31.449	1:39.691
8 -	29.826	222.6	39.024	200.7	31.933	1:40.783	18 -	29.560	226.8	38.436	198.5	31.450	1:39.446
9 -	29.734	224.0	39.428	199.2	31.506	1:40.668	19 -	31.133	226.8	38.424	198.1	32.024	1:41.581
10 -	29.683	225.4	38.736	199.2	31.364	1:39.783	20 -	30.315	227.8	40.439	200.0	33.375	1:44.129

Weather/Track: Cloud 16 °/Dry 19°

www.mstworld.com

Page 8 of 8

Magny-Cours
Circuit Length = 4.4110 km.
Start: 16:00 End: 16:45
Printed - 16:48 Friday, 28 April 2006

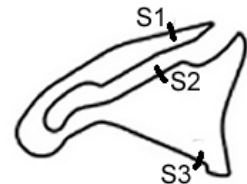
Campeonato de Espana de F3

Free Practice 1 - Best Sector Speeds Report

SECTOR 1				SECTOR 2				SECTOR 3				
POS	NO	NAME	SPEED	LAP	NO	NAME	SPEED	LAP	NO	NAME	SPEED	LAP
1	10	LLOBELL	235.2	16	15	MONSERRAT	202.6	16				
2	8	CERQUEDA	234.2	22	13	CORTES	201.8	9				
3	19	POLAR	233.2	19	8	CERQUEDA	201.4	15				
4	9	SAEZ MERINO	232.7	22	9	SAEZ MERINO	201.1	20				
5	13	CORTES	232.2	10	10	LLOBELL	201.1	19				
6	15	MONSERRAT	232.2	20	14	RISATTI	201.1	14				
7	20	CHAR	232.2	16	30	VILLA	201.1	14				
8	18	SANCHEZ FLO	231.7	15	4	BARBOZA	200.7	11				
9	26	RUBIEJO	231.7	21	6	RODRIGUEZ	200.7	18				
10	1	MARTINEZ UC	231.2	10	19	POLAR	200.3	14				
11	3	MOLINA	231.2	7	3	MOLINA	200.0	14				
12	6	RODRIGUEZ	231.2	15	20	CHAR	200.0	18				
13	5	BARBA	230.7	11	26	RUBIEJO	199.6	22				
14	14	RISATTI	230.7	9	1	MARTINEZ UC	199.2	16				
15	28	LOPEZ-PAMPL	230.7	20	18	SANCHEZ FLO	199.2	17				
16	27	LOPEZ BALBO	230.2	17	25	COSIDO LOPE	199.2	18				
17	2	PROST	229.7	10	2	PROST	198.5	15				
18	30	VILLA	227.8	20	5	BARBA	197.8	15				
19	4	BARBOZA	225.0	6	27	LOPEZ BALBO	197.0	11				
20	25	COSIDO LOPE	225.0	6	28	LOPEZ-PAMPL	195.2	18				
21	24	REGO	221.7	3	24	REGO	193.8	4				
22	11	IACONELLI	160.9	10								



Weather/Track: Cloud 16°/Dry 19°



Circuit Length - 4.4110 kilometres
Circuit de Nevers
Magny Cours

Printed at 16:50, Friday, 28 April, 2006

© MST Systems Ltd, 2005 (www.mstworld.com)

Page 1

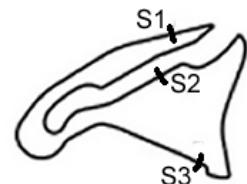
Campeonato de Espana de F3 Free Practice 1 - Best Sector Times Report

POS	NO	SECTOR 1		SECTOR 2		SECTOR 3		IDEAL/BEST LAP COMPARISON							
		TIME	LAP	NO	TIME	LAP	NO	TIME	LAP	NO	NAME	IDEAL	BEST	LAP	DIFF
1	30	29.547	11	4	37.748	18	6	30.646	17	14	RISATTI	1:38.073	1:38.264	15	+ 0.191
2	6	29.593	18	14	37.754	15	14	30.677	16	6	RODRIGUEZ	1:38.091	1:38.358	17	+ 0.267
3	14	29.642	15	10	37.807	20	5	30.880	22	10	LLOBELL	1:38.404	1:38.895	18	+ 0.491
4	10	29.695	16	8	37.841	23	10	30.902	16	4	BARBOZA	1:38.533	1:38.913	19	+ 0.380
5	5	29.711	22	6	37.852	17	4	30.957	16	2	PROST	1:38.691	1:38.759	21	+ 0.068
6	13	29.742	22	2	37.854	21	3	30.980	21	5	BARBA	1:38.775	1:38.775	22	+ 0.000
7	8	29.763	18	1	37.876	19	9	31.029	24	8	CERQUEDA	1:38.795	1:38.904	23	+ 0.109
8	2	29.796	15	15	37.883	20	2	31.041	21	9	SAEZ MERIN	1:38.845	1:39.031	24	+ 0.186
9	4	29.828	19	9	37.905	23	15	31.086	20	1	MARTINEZ	1:38.897	1:39.089	19	+ 0.192
10	3	29.842	21	13	38.056	21	1	31.096	19	15	MONSERRAT	1:38.962	1:38.962	20	+ 0.000
11	9	29.911	22	5	38.184	22	8	31.191	23	3	MOLINA	1:39.012	1:39.012	21	+ 0.000
12	1	29.925	15	3	38.190	21	13	31.234	19	13	CORTES	1:39.032	1:39.234	21	+ 0.202
13	15	29.993	20	30	38.390	17	30	31.364	10	30	VILLA	1:39.301	1:39.446	18	+ 0.145
14	18	30.145	20	19	38.565	21	19	31.442	21	19	POLAR	1:40.228	1:40.266	21	+ 0.038
15	19	30.221	19	18	38.671	21	25	31.870	19	18	SANCHEZ FL	1:40.779	1:41.165	18	+ 0.386
16	28	30.409	20	25	39.226	19	26	31.941	18	25	COSIDO LOP	1:41.685	1:41.740	19	+ 0.055
17	25	30.589	20	28	39.262	19	18	31.963	22	28	LOPEZ-PAM	1:41.840	1:42.430	18	+ 0.590
18	27	30.597	17	26	39.319	19	20	32.148	20	26	RUBIEJO	1:42.042	1:42.240	18	+ 0.198
19	20	30.630	22	20	39.342	20	28	32.169	18	20	CHAR	1:42.120	1:42.404	22	+ 0.284
20	26	30.782	17	27	39.779	11	27	33.040	11	27	LOPEZ BALB	1:43.416	1:43.624	11	+ 0.208
21	24	32.428	4	24	41.722	4	24	35.894	2	24	REGO	1:50.044	1:50.135	4	+ 0.091
22	11	1:58.351	10	11	1:09.061	17	11	1:18.852	10	11	IACONELLI	4:26.264	1:40.169	18	+ 166.0

'Perfect Lap' - 1:37.941



Weather/Track: Cloud 16°/Dry 19°



Circuit Length - 4.4110 kilometres
Circuit de Nevers
Magny Cours

Campeonato de Espana de F3

FREE PRACTICE 2

POS	NO	CL	DRIVER	NAT	CAR	TIME	LAPS	GAP	KPH
1	2		Nicolas PROST	FRA	Dallara F306 Toyota	1:37.102	13		163.53
2	4		Sergio JIMINEZ	BRA	Dallara F306 Toyota	1:37.141	16	0.039	163.47
3	5		Marco BARBA	ESP	Dallara F306 Toyota	1:37.222	16	0.120	163.33
4	1		Marcos MARTINEZ UCHA	ESP	Dallara F306 Toyota	1:37.573	15	0.471	162.74
5	8		Manel CERQUEDA	AND	Dallara F306 Toyota	1:37.901	16	0.799	162.20
6	13		Maximo CORTES	ESP	Dallara F306 Toyota	1:38.004	13	0.902	162.03
7	30	C	Javier VILLA	ESP	Dallara F300 Toyota	1:38.021	12	0.919	162.00
8	6		Roldan RODRIGUEZ	ESP	Dallara F306 Toyota	1:38.091	10	0.989	161.88
9	14		Ricardo RISATTI	ARG	Dallara F306 Toyota	1:38.161	8	1.059	161.77
10	15		Nil MONSERRAT	ESP	Dallara F306 Toyota	1:38.890	14	1.788	160.57
11	10		Arturo LLOBELL	ESP	Dallara F306 Toyota	1:38.920	13	1.818	160.53
12	11		Carlos IACONELLI	BRA	Dallara F306 Toyota	1:39.058	14	1.956	160.30
13	9		Manuel SAEZ MERINO	ESP	Dallara F306 Toyota	1:39.526	8	2.424	159.55
14	19	C	Juan POLAR	PER	Dallara F300 Toyota	1:39.557	16	2.455	159.50
15	17	C	Adrian CAMPOS JNR	ESP	Dallara F300 Toyota	1:39.860	10	2.758	159.01
16	25	C	Carlos COSIDO LOPEZ	ESP	Dallara F300 Toyota	1:40.173	15	3.071	158.52
17	18	C	German SANCHEZ FLOR	ESP	Dallara F300 Toyota	1:40.181	15	3.079	158.50
18	28	C	Jose LOPEZ-PAMPLO	ESP	Dallara F300 Toyota	1:41.010	14	3.908	157.20
19	26	C	Antonio RUBIEJO	ESP	Dallara F300 Toyota	1:41.263	15	4.161	156.81
20	20	C	Ignacio CHAR	ARG	Dallara F300 Toyota	1:42.362	17	5.260	155.13
21	27	C	German LOPEZ BALBOA	ESP	Dallara F300 Toyota	1:42.441	14	5.339	155.01

Weather/Track: Cloud 15°/Dry 17°

Magny-Cours
Circuit Length = 4.4110 km.
Start: 18:00 End: 18:30

Race Director:	Steward:	Timekeeper:
----------------	----------	-------------

Campeonato de Espana de F3 FREE PRACTICE 2 - SECTOR ANALYSIS

1 Marcos MARTINEZ UCHA											
ESP				Dallara F306 Toyota							
1 - X:00.000	212.1	42.007	196.0	33.546	X:00.000	9 - 30.935	226.4	38.546	199.6	31.121	1:40.602
2 - 31.274	229.2	40.076	198.1	32.350	1:43.700	10 - 29.929	228.8	37.927	198.5	31.296	1:39.152
3 - 30.392	228.3	39.136	198.1	31.259	1:40.787	11 - 29.833	229.7	37.389	199.6	30.351	1:37.573
4 - 30.142	228.8	38.111	198.8	31.497	1:39.750	12 - 29.956	229.7	42.490	185.8	31.657	1:44.103
5 - 30.289	237.7	38.491	197.8	31.013	1:39.793	13 - 29.918	229.7	37.782	197.0	30.485	1:38.185
6 - 30.139	229.7	38.086	198.5	52.407	2:00.632	14 - 29.796	229.2	37.446	199.6	30.697	1:37.939
7 - 35.421	220.4	41.521	196.7	35.797	1:52.739P	15 - 29.923	227.8	37.618	200.3	33.915	1:41.456
8 - 3:52.300	213.8	49.018	193.8	32.784	X:00.000						

2 Nicolas PROST											
FRA				Dallara F306 Toyota							
1 - X:00.000	193.5	42.133	195.2	32.984	X:00.000	8 - 7:19.251	204.5	42.595	194.5	33.328	X:00.000
2 - 30.892	216.4	41.275	193.5	32.480	1:44.647	9 - 30.487	223.6	39.229	196.0	31.842	1:41.558
3 - 30.273	226.4	38.251	197.8	32.315	1:40.839	10 - 29.774	228.8	37.378	199.6	30.611	1:37.763
4 - 30.280	226.8	38.090	197.8	31.501	1:39.871	11 - 29.823	228.3	37.342	197.8	30.384	1:37.549
5 - 29.882	228.3	37.844	197.4	30.908	1:38.634	12 - 29.525	227.8	37.453	198.5	30.290	1:37.268
6 - 29.910	228.3	37.644	198.1	31.116	1:38.670	13 - 29.327	229.2	37.269	198.8	30.506	1:37.102
7 - 31.036	214.7	39.405	197.4	33.772	1:44.213P						

4 Sergio JIMINEZ											
BRA				Dallara F306 Toyota							
1 - X:00.000	149.7	44.520	195.6	34.452	X:00.000	9 - 3:50.251	191.4	43.921	194.5	32.719	X:00.000
2 - 32.172	223.1	39.950	199.2	31.823	1:43.945	10 - 30.413	228.8	38.452	200.7	30.888	1:39.753
3 - 30.302	226.8	38.348	199.6	31.621	1:40.271	11 - 29.650	230.2	37.546	200.0	30.408	1:37.604
4 - 30.146	228.3	37.980	199.6	31.231	1:39.357	12 - 29.557	231.2	37.544	200.0	30.947	1:38.048
5 - 29.914	237.2	39.729	198.8	31.198	1:40.841	13 - 29.483	229.7	37.511	198.5	30.345	1:37.339
6 - 30.028	227.8	37.975	200.0	30.931	1:38.934	14 - 29.709	227.8	37.403	199.2	30.370	1:37.482
7 - 29.991	229.2	37.843	200.3	30.840	1:38.674	15 - 29.552	228.3	41.172	192.5	31.863	1:42.587
8 - 29.955	229.2	37.709	198.5	32.907	1:40.571P	16 - 29.510	229.2	37.251	200.3	30.380	1:37.141

5 Marco BARBA											
ESP				Dallara F306 Toyota							
1 - X:00.000	213.8	42.982	193.8	36.442	X:00.000	9 - 29.603	229.2	38.138	198.5	30.752	1:38.493
2 - 31.547	222.6	39.553	196.7	33.218	1:44.318	10 - 29.568	228.8	37.735	197.8	30.859	1:38.162
3 - 30.231	225.9	38.226	196.7	31.724	1:40.181	11 - 29.489	229.2	37.500	197.8	30.475	1:37.464
4 - 30.012	228.3	38.125	197.8	30.967	1:39.104	12 - 29.464	229.2	37.625	197.4	30.505	1:37.594
5 - 29.770	228.8	38.037	198.5	30.765	1:38.572	13 - 29.381	229.2	37.407	198.1	30.434	1:37.222
6 - 29.628	230.2	38.166	198.5	30.969	1:38.763	14 - 29.410	229.7	37.626	198.5	30.420	1:37.456
7 - 29.540	229.2	37.952	197.4	30.852	1:38.344	15 - 29.398	229.2	37.585	198.8	30.534	1:37.517
8 - 29.890	230.7	38.461	197.4	31.078	1:39.429	16 - 29.552	228.8	37.615	200.0	31.152	1:38.319

Weather/Track: Cloud 15°/Dry 17°

www.mstworld.com

Page 1 of 6

Magny-Cours
Circuit Length = 4.4110 km.
Start: 18:00 End: 18:30

Printed - 18:34 Friday, 28 April 2006

Campeonato de Espana de F3 FREE PRACTICE 2 - SECTOR ANALYSIS

(contd.)

6		Roldan RODRIGUEZ			ESP		Dallara F306 Toyota						
1	X:00.000	201.4	42.218	192.1	33.190	X:00.000	6	3:18.703	189.4	43.730	193.5	34.146	4:36.579
2	31.150	225.4	39.288	197.0	31.700	1:42.138	7	31.162	225.4	39.206	198.1	33.040	1:43.408
3	30.579	227.8	38.575	198.1	31.201	1:40.355	8	30.065	227.8	37.872	199.2	30.516	1:38.453
4	30.145	225.9	37.994	198.5	30.857	1:38.996	9	29.778	229.7	37.821	198.8	30.492	1:38.091
5	30.180	227.8	38.004	199.2	32.352	1:40.536P	10	29.779	228.8	37.893	198.5	35.375	1:43.047P
8		Manel CERQUEDA			AND		Dallara F306 Toyota						
1	X:00.000	189.4	44.855	192.1	35.568	X:00.000	9	29.452	230.7	37.686	199.6	30.763	1:37.901
2	31.587	227.8	40.132	198.8	33.503	1:45.222	10	29.565	230.2	37.479	200.0	34.234	1:41.278P
3	30.107	229.2	38.391	198.8	31.496	1:39.994	11	46.108	227.8	38.993	200.0	33.523	1:58.624P
4	29.907	230.2	39.848	197.8	33.290	1:43.045	12	46.362	228.3	38.478	199.6	33.119	1:57.959P
5	29.961	230.7	38.152	199.2	32.150	1:40.263	13	45.734	229.7	38.735	199.2	32.612	1:57.081P
6	29.811	230.7	38.469	198.5	31.457	1:39.737	14	47.967	214.2	42.824	193.2	35.490	2:06.281
7	29.742	231.2	37.978	200.0	31.484	1:39.204	15	29.852	227.8	38.969	159.5	33.576	1:42.397
8	29.642	229.7	38.141	198.8	31.126	1:38.909	16	29.604	229.7	38.307	199.6	30.897	1:38.808
9		Manuel SAEZ MERINO			ESP		Dallara F306 Toyota						
1	X:00.000	160.9	47.056	177.3	37.292	X:00.000	5	30.162	229.2	38.266	197.8	31.416	1:39.844
2	31.889	226.8	40.221	198.5	58.291	2:10.401	6	30.072	229.2	37.990	197.4	31.464	1:39.526
3	42.912	210.5	43.513	183.9	33.460	1:59.885	7	31.946	207.6	43.605	182.1	40.198	1:55.749P
4	30.502	228.3	40.256	198.5	31.828	1:42.586	8	5:12.742	227.8	46.061	158.3	50.488	X:00.000P
10		Arturo LLOBELL			ESP		Dallara F306 Toyota						
1	X:00.000	173.9	44.405	180.9	35.770	X:00.000	8	31.051	212.5	40.852	186.5	34.938	1:46.841P
2	31.675	222.2	39.067	199.6	32.213	1:42.955	9	2:32.618	227.3	38.073	198.5	31.224	3:41.915
3	30.597	225.9	38.226	197.8	34.587	1:43.410P	10	29.876	229.2	37.771	197.8	37.318	1:44.965P
4	3:42.688	222.6	39.193	196.3	31.768	4:53.649	11	1:43.133	227.8	38.362	198.1	31.704	2:53.199
5	30.110	226.8	39.059	197.0	31.786	1:40.955	12	29.925	228.8	38.750	197.8	31.457	1:40.132
6	30.053	228.3	37.804	198.8	31.063	1:38.920	13	30.021	228.3	38.009	199.6	31.385	1:39.415
7	30.425	229.2	37.778	197.0	31.212	1:39.415							

Weather/Track: Cloud 15°/Dry 17°

www.mstworld.com

Page 2 of 6

Magny-Cours

Circuit Length = 4.4110 km.

Start: 18:00 End: 18:30

Printed - 18:34 Friday, 28 April 2006

Campeonato de Espana de F3

FREE PRACTICE 2 - SECTOR ANALYSIS

(contd.)

11		Carlos IACONELLI		BRA		Dallara F306 Toyota			
1 -		X:00.000	166.6		X:00.000	8 -			1:39.817
2 -					1:50.316	9 -			1:48.661
3 -					1:42.728	10 -			1:39.472
4 -	43.286	183.6		1:21.563	2:04.849P	11 -			1:54.362P
5 -					3:55.346	12 -			4:24.251
6 -					1:41.212	13 -			1:39.578
7 -					1:39.847	14 -			1:39.058

13		Maximo CORTES		ESP		Dallara F306 Toyota							
1 -	X:00.000	219.9	42.326	196.0	33.764	X:00.000	8 -	29.576	231.2	37.701	200.7	30.969	1:38.246
2 -	30.926	226.4	39.079	199.6	32.110	1:42.115	9 -	29.531	230.2	37.713	200.7	30.760	1:38.004
3 -	30.252	226.4	38.447	198.1	31.538	1:40.237	10 -	29.554	231.2	38.560	197.4	31.245	1:39.359
4 -	29.913	229.7	40.669	199.2	31.198	1:41.780	11 -	30.195	228.8	37.578	200.0	32.066	1:39.839
5 -	29.749	230.2	38.125	201.8	30.990	1:38.864	12 -	29.988	227.8	37.805	200.0	31.145	1:38.938
6 -	29.669	230.7	37.750	201.1	31.376	1:38.795	13 -	29.568	229.2	37.384	199.6	31.063	1:38.015
7 -	29.717	230.2	38.002	201.1	31.167	1:38.886							

14		Ricardo RISATTI		ARG		Dallara F306 Toyota							
1 -	X:00.000	204.9	42.915	193.8	33.757	X:00.000	5 -	29.953	228.3	37.840	199.2	30.862	1:38.655
2 -	31.792	217.3	59.476	117.9	57.890	2:29.158P	6 -	29.600	229.2	37.952	197.8	30.609	1:38.161
3 -	6:51.191	145.1	47.033	196.3	36.290	X:00.000	7 -	29.806	228.3	37.637	198.5	30.866	1:38.303
4 -	30.737	226.8	38.955	198.8	31.474	1:41.166	8 -	34.950	193.2	41.781	172.5	43.542	2:00.273P

15		Nii MONSERRAT		ESP		Dallara F306 Toyota							
1 -	X:00.000	154.7	47.517	192.1	36.171	X:00.000	8 -	30.067	228.8	38.197	199.2	31.214	1:39.478
2 -	32.949	221.3	40.702	198.5	33.099	1:46.750	9 -	29.793	230.7	38.462	200.3	31.049	1:39.304
3 -	30.799	228.8	39.047	197.8	32.237	1:42.083	10 -	30.054	230.2	38.038	201.7	2:55.338	4:03.430
4 -	30.369	228.8	39.347	197.0	31.550	1:41.266	11 -	37.002	167.7	44.840	197.4	32.725	1:54.567
5 -	30.058	230.2	38.614	197.0	36.133	1:44.805P	12 -	30.229	228.8	39.499	198.1	31.052	1:40.780
6 -	2:26.663	218.6	43.284	197.4	32.263	3:42.210	13 -	29.893	229.2	38.036	198.5	30.961	1:38.890
7 -	30.284	229.2	38.425	200.3	31.420	1:40.129	14 -	29.732	229.2	43.738	196.7	31.503	1:44.973

Weather/Track: Cloud 15°/Dry 17°

www.mstworld.com

Page 3 of 6

Magny-Cours
Circuit Length = 4.4110 km.
Start: 18:00 End: 18:30

Printed - 18:34 Friday, 28 April 2006

Campeonato de Espana de F3 FREE PRACTICE 2 - SECTOR ANALYSIS

(contd.)

17	Adrian CAMPOS JNR			ESP	Dallara F300 Toyota			C	
1 -			X:00.000	6 -			1:40.394		
2 -			1:51.580	7 -			1:40.686		
3 -			1:44.699	8 -			1:40.348		
4 -			1:41.954	9 -			1:39.860		
5 -			1:40.498	10 -			2:09.616P		
18	German SANCHEZ FLOR			ESP	Dallara F300 Toyota			C	
1 -	X:00.000 135.8	48.806 190.8	36.450	X:00.000	9 -	30.066 230.7	38.836 198.1	31.813	1:40.715
2 -	33.199 224.0	42.648 161.4	34.220	1:50.067	10 -	29.915 232.2	38.663 199.6	31.753	1:40.331
3 -	31.173 228.3	41.764 187.8	33.647	1:46.584	11 -	30.081 231.2	38.351 198.8	31.749	1:40.181
4 -	31.689 229.2	38.941 199.2	34.012	1:44.642	12 -	32.908 208.4	39.224 198.8	39.581	1:51.713P
5 -	30.698 230.2	39.404 198.8	32.379	1:42.481	13 -	4:50.562 191.4	48.894 192.5	36.576	X:00.000
6 -	30.631 231.2	38.580 199.2	32.102	1:41.313	14 -	32.601 201.1	40.450 198.1	32.873	1:45.924
7 -	30.346 230.7	38.805 198.5	31.815	1:40.966	15 -	30.110 229.2	38.652 199.2	33.401	1:42.163
8 -	30.629 232.7	39.163 200.0	31.704	1:41.496					
19	Juan POLAR			PER	Dallara F300 Toyota			C	
1 -	X:00.000 171.1	43.429 193.8	34.184	X:00.000	9 -	30.150 228.8	38.726 199.2	31.259	1:40.135
2 -	31.583 227.3	40.302 197.4	34.116	1:46.001	10 -	30.023 230.7	38.375 198.8	31.159	1:39.557
3 -	30.795 225.0	39.079 181.2	32.302	1:42.176	11 -	29.926 229.2	38.519 198.1	31.467	1:39.912
4 -	31.095 225.4	38.637 197.8	31.872	1:41.604	12 -	30.805 224.5	38.838 196.3	39.619	1:49.262P
5 -	30.536 227.8	38.680 198.1	31.575	1:40.791	13 -	3:21.858 219.9	39.384 193.2	32.196	4:33.438
6 -	30.405 227.3	38.625 198.8	31.512	1:40.542	14 -	30.434 224.5	38.682 195.2	31.851	1:40.967
7 -	30.172 229.7	38.365 198.8	31.104	1:39.641	15 -	30.293 225.9	38.850 197.4	31.262	1:40.405
8 -	30.475 229.2	38.513 199.6	32.452	1:41.440	16 -	30.130 227.8	38.525 197.0	31.390	1:40.045
20	Ignacio CHAR			ARG	Dallara F300 Toyota			C	
1 -	X:00.000 160.7	46.327 191.1	36.412	X:00.000	10 -	31.039 226.4	39.933 198.1	32.265	1:43.237
2 -	34.120 219.9	41.369 196.7	33.851	1:49.340	11 -	30.861 228.3	39.670 199.2	32.244	1:42.775
3 -	31.922 225.0	40.434 194.9	34.511	1:46.867	12 -	30.676 227.8	39.672 199.2	32.014	1:42.362
4 -	42.823 203.0	41.436 194.2	33.344	1:57.603	13 -	31.121 227.3	39.228 197.4	32.024	1:42.373
5 -	31.206 228.3	39.840 200.0	32.619	1:43.665	14 -	34.545 198.5	45.582 196.3	32.839	1:52.966
6 -	31.389 226.4	40.242 199.2	32.721	1:44.352	15 -	31.232 225.9	39.603 199.2	36.303	1:47.138
7 -	31.214 227.3	39.913 199.2	32.888	1:44.015	16 -	31.337 225.0	41.011 200.0	32.268	1:44.616
8 -	32.017 228.3	43.336 199.6	32.362	1:47.715	17 -	31.024 226.4	39.063 200.3	46.081	1:56.168
9 -	31.279 227.8	39.724 198.8	32.499	1:43.502					

Weather/Track: Cloud 15°/Dry 17°

www.mstworld.com

Page 4 of 6

Magny-Cours
Circuit Length = 4.4110 km.
Start: 18:00 End: 18:30

Printed - 18:34 Friday, 28 April 2006

Campeonato de Espana de F3 FREE PRACTICE 2 - SECTOR ANALYSIS

(contd.)

25		Carlos COSIDO LOPEZ			ESP	Dallara F300 Toyota			C			
1	X:00.000	180.6	46.106	193.2	38.511	X:00.000	9 - 30.532	229.7	38.507	198.5	36.121	1:45.160
2	33.230	225.9	42.060	197.0	33.809	1:49.099	10 - 33.931	225.9	39.819	196.3	32.532	1:46.282
3	31.393	230.2	39.571	196.7	32.738	1:43.702	11 - 30.495	229.7	38.547	198.1	31.788	1:40.830
4	30.662	232.2	39.217	197.4	32.133	1:42.012	12 - 30.563	227.8	38.438	196.7	32.055	1:41.056
5	30.414	232.7	38.996	198.8	33.562	1:42.972	13 - 30.295	229.7	38.501	197.4	31.670	1:40.466
6	30.583	230.2	39.120	197.8	32.370	1:42.073	14 - 30.480	229.7	38.173	198.8	31.520	1:40.173
7	30.455	231.2	38.810	198.5	32.180	1:41.445	15 - 30.300	229.7	38.352	196.7	33.438	1:42.090
8	30.467	230.7	39.053	197.8	32.022	1:41.542						
26		Antonio RUBIEJO			ESP	Dallara F300 Toyota			C			
1	X:00.000	175.3	47.003	191.1	36.074	X:00.000	9 - 30.737	228.8	39.846	198.5	31.943	1:42.526
2	33.998	224.0	40.999	195.2	33.358	1:48.355	10 - 30.620	229.2	38.954	198.1	31.689	1:41.263
3	31.257	226.8	40.225	197.8	34.451	1:45.933	11 - 30.531	230.2	39.009	198.8	31.854	1:41.394
4	32.730	227.8	39.720	196.3	32.379	1:44.829	12 - 30.682	228.8	38.967	198.5	31.706	1:41.355
5	30.836	229.7	39.180	198.8	32.122	1:42.138	13 - 49.961	193.5	40.889	194.9	36.187	2:07.037P
6	30.675	230.7	39.469	191.8	32.079	1:42.223	14 - 3:03.044	190.8	42.187	177.0	34.173	4:19.404
7	30.755	227.8	45.274	196.0	31.844	1:47.873	15 - 30.680	227.8	40.026	196.7	32.124	1:42.830
8	30.790	229.2	39.162	197.8	31.712	1:41.664						
27		German LOPEZ BALBOA			ESP	Dallara F300 Toyota			C			
1	X:00.000	194.2	50.137	176.7	38.951	X:00.000	8 - 30.887	225.0	39.209	198.5	32.345	1:42.441
2	34.980	218.6	43.983	187.8	37.695	1:56.658	9 - 30.842	225.9	39.705	197.8	32.931	1:43.478
3	33.144	218.6	43.959	190.8	35.285	1:52.388	10 - 31.031	223.1	39.789	197.0	34.426	1:45.246
4	32.317	219.5	41.148	192.8	39.453	1:52.918P	11 - 31.142	220.8	39.654	188.1	33.360	1:44.156
5	2:24.505	218.6	41.139	195.2	34.643	3:40.287	12 - 30.950	219.5	39.538	194.9	36.381	1:46.869P
6	31.672	218.1	40.351	194.2	33.294	1:45.317	13 - 2:04.591	217.7	42.110	194.2	33.131	3:19.832
7	30.821	226.8	39.572	196.7	32.793	1:43.186	14 - 31.117	222.2	39.654	197.0	33.688	1:44.459
28		Jose LOPEZ-PAMPLO			ESP	Dallara F300 Toyota			C			
1	X:00.000	175.3	49.027	186.5	38.585	X:00.000	8 - 30.227	230.7	39.333	194.5	31.934	1:41.494
2	33.609	225.0	41.739	190.8	33.498	1:48.846	9 - 30.384	230.2	39.606	193.8	34.478	1:44.468P
3	30.909	228.8	39.971	189.8	32.737	1:43.617	10 - 5:16.914	221.7	41.252	185.5	33.721	X:00.000
4	31.798	225.4	39.591	191.8	32.585	1:43.974	11 - 30.967	224.0	39.454	191.1	32.218	1:42.639
5	30.402	228.8	39.684	193.8	32.184	1:42.270	12 - 30.668	225.9	39.569	191.1	32.084	1:42.321
6	30.451	228.8	39.694	193.5	31.837	1:41.982	13 - 30.695	225.9	39.278	192.5	31.883	1:41.856
7	30.354	229.7	39.409	194.9	32.855	1:42.618	14 - 30.391	226.4	38.924	194.9	31.695	1:41.010

Weather/Track: Cloud 15°/Dry 17°

www.mstworld.com

Page 5 of 6

Magny-Cours
Circuit Length = 4.4110 km.
Start: 18:00 End: 18:30

Printed - 18:34 Friday, 28 April 2006

Campeonato de Espana de F3 FREE PRACTICE 2 - SECTOR ANALYSIS

(contd.)

30	Javier VILLA			ESP	Dallara F300 Toyota			C					
1	X:00.000	201.4	46.405	185.5	36.146	X:00.000	7	8:38.318	175.6	45.401	195.6	34.733	X:00.000
2	32.826	207.6	44.521	187.8	36.703	1:54.050	8	30.264	214.2	40.593	197.0	31.689	1:42.546
3	30.071	225.4	41.463	198.8	33.522	1:45.056	9	29.494	225.0	38.218	200.3	31.194	1:38.906
4	29.852	225.9	39.349	198.5	32.150	1:41.351	10	29.342	223.6	37.848	198.5	30.831	1:38.021
5	29.523	228.3	38.405	199.6	31.470	1:39.398	11	29.265	223.6	38.018	199.6	30.932	1:38.215
6	29.562	216.0	38.427	200.3	36.622	1:44.611 P	12	29.262	224.0	38.043	200.7	34.298	1:41.603

Weather/Track: Cloud 15°/Dry 17°

www.mstworld.com

Page 6 of 6

Magny-Cours
Circuit Length = 4.4110 km.
Start: 18:00 End: 18:30
Printed - 18:34 Friday, 28 April 2006

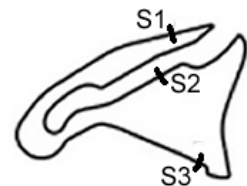
Campeonato de Espana de F3

Free Practice 2 - Best Sector Speeds Report

SECTOR 1				SECTOR 2				SECTOR 3				
POS	NO	NAME	SPEED	LAP	NO	NAME	SPEED	LAP	NO	NAME	SPEED	LAP
1	18	SANCHEZ FLO	232.7	8	13	CORTES	201.8	5				
2	25	COSIDO LOPE	232.7	5	15	MONSERRAT	201.1	10				
3	1	MARTINEZ UC	231.7	5	4	JIMINEZ	200.7	10				
4	4	JIMINEZ	231.2	5	30	VILLA	200.7	12				
5	8	CERQUEDA	231.2	7	1	MARTINEZ UC	200.3	15				
6	13	CORTES	231.2	8	20	CHAR	200.3	17				
7	5	BARBA	230.7	8	5	BARBA	200.0	16				
8	15	MONSERRAT	230.7	9	8	CERQUEDA	200.0	7				
9	19	POLAR	230.7	10	18	SANCHEZ FLO	200.0	8				
10	26	RUBIEJO	230.7	6	2	PROST	199.6	10				
11	28	LOPEZ-PAMPL	230.7	8	10	LLOBELL	199.6	2				
12	6	RODRIGUEZ	229.7	9	19	POLAR	199.6	8				
13	2	PROST	229.2	13	6	RODRIGUEZ	199.2	5				
14	9	SAEZ MERINO	229.2	5	14	RISATTI	199.2	5				
15	10	LLOBELL	229.2	7	25	COSIDO LOPE	198.8	5				
16	14	RISATTI	229.2	6	26	RUBIEJO	198.8	5				
17	20	CHAR	228.3	5	9	SAEZ MERINO	198.5	2				
18	30	VILLA	228.3	5	27	LOPEZ BALBO	198.5	8				
19	27	LOPEZ BALBO	226.8	7	28	LOPEZ-PAMPL	194.9	7				
20	11	IACONELLI	183.6	4	11	IACONELLI	166.6	1				



Weather/Track: Cloud 15°/Dry 17°



Circuit Length - 4.4110 kilometres
Circuit de Nevers
Magny Cours

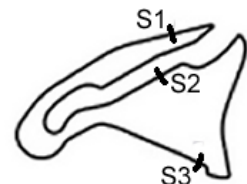
Campeonato de Espana de F3 Free Practice 2 - Best Sector Times Report

POS	NO	SECTOR 1		SECTOR 2		SECTOR 3		IDEAL/BEST LAP COMPARISON							
		TIME	LAP	NO	TIME	LAP	NO	TIME	LAP	NO	NAME	IDEAL	BEST	LAP	DIFF
1	30	29.262	12	4	37.251	16	2	30.290	12	2	PROST	1:36.886	1:37.102	13	+ 0.216
2	2	29.327	13	2	37.269	13	4	30.345	13	4	JIMINEZ	1:37.079	1:37.141	16	+ 0.062
3	5	29.381	13	13	37.384	13	1	30.351	11	5	BARBA	1:37.208	1:37.222	13	+ 0.014
4	8	29.452	9	1	37.389	11	5	30.420	14	1	MARTINEZ	1:37.536	1:37.573	11	+ 0.037
5	4	29.483	13	5	37.407	13	6	30.492	9	13	CORTES	1:37.675	1:38.004	9	+ 0.329
6	13	29.531	9	8	37.479	10	14	30.609	6	8	CERQUEDA	1:37.694	1:37.901	9	+ 0.207
7	14	29.600	6	14	37.631	7	13	30.760	9	14	RISATTI	1:37.840	1:38.161	6	+ 0.321
8	15	29.732	14	10	37.771	10	8	30.763	9	30	VILLA	1:37.941	1:38.021	10	+ 0.080
9	6	29.778	9	6	37.821	9	30	30.831	10	6	RODRIGUEZ	1:38.091	1:38.091	9	+ 0.000
10	1	29.796	14	30	37.848	10	15	30.961	13	10	LLOBELL	1:38.710	1:38.920	6	+ 0.210
11	10	29.876	10	9	37.990	6	10	31.063	6	15	MONSERRAT	1:38.729	1:38.890	13	+ 0.161
12	18	29.915	10	15	38.036	13	19	31.104	7	19	POLAR	1:39.395	1:39.557	10	+ 0.162
13	19	29.926	11	25	38.173	14	9	31.416	5	9	SAEZ MERIN	1:39.478	1:39.526	6	+ 0.048
14	9	30.072	6	18	38.351	11	25	31.520	14	18	SANCHEZ FL	1:39.970	1:40.181	11	+ 0.211
15	28	30.227	8	19	38.365	7	26	31.689	10	25	COSIDO LOP	1:39.988	1:40.173	14	+ 0.185
16	25	30.295	13	28	38.924	14	28	31.695	14	28	LOPEZ-PAM	1:40.846	1:41.010	14	+ 0.164
17	26	30.531	11	26	38.954	10	18	31.704	8	26	RUBIEJO	1:41.174	1:41.263	10	+ 0.089
18	20	30.676	12	20	39.063	17	20	32.014	12	20	CHAR	1:41.753	1:42.362	12	+ 0.609
19	27	30.821	7	27	39.209	8	27	32.345	8	27	LOPEZ BALB	1:42.375	1:42.441	8	+ 0.066
20	11	43.286	4	11	11:56.99	1	11	1:21.563	4	11	IACONELLI	14:01.843	1:39.058	14	+ 742.7

'Perfect Lap' - 1:36.803



Weather/Track: Cloud 15°/Dry 17°



Circuit Length - 4.4110 kilometres
Circuit de Nevers
Magny Cours

Printed at 18:36, Friday, 28 April, 2006

© MST Systems Ltd, 2005 (www.mstworld.com)

Page 1

Campeonato de Espana de F3 QUALIFYING

POS	NO	CL	DRIVER	NAT	CAR	TIME	LAPS	GAP	KPH
1	14		Ricardo RISATTI	ARG	Dallara F306 Toyota	1:35.828	15		165.70
2	2		Nicolas PROST	FRA	Dallara F306 Toyota	1:35.924	15	0.096	165.54
3	30	I	Javier VILLA	ESP	Dallara F300 Toyota	1:36.437	15	0.609	164.66
4	4		Sergio JIMINEZ	BRA	Dallara F306 Toyota	1:36.498	13	0.670	164.55
5	5		Marco BARBA	ESP	Dallara F306 Toyota	1:36.580	16	0.752	164.41
6	13		Maximo CORTES	ESP	Dallara F306 Toyota	1:36.969	16	1.141	163.76
7	1		Marcos MARTINEZ UCHA	ESP	Dallara F306 Toyota	1:37.057	14	1.229	163.61
8	8		Manel CERQUEDA	AND	Dallara F306 Toyota	1:37.258	14	1.430	163.27
9	3		Miguel MOLINA	ESP	Dallara F306 Toyota	1:37.393	14	1.565	163.04
10	11		Carlos IACONELLI	BRA	Dallara F306 Toyota	1:37.446	15	1.618	162.95
11	10		Arturo LLOBELL	ESP	Dallara F306 Toyota	1:37.605	15	1.777	162.69
12	6		Roldan RODRIGUEZ	ESP	Dallara F306 Toyota	1:37.608	16	1.780	162.68
13	19	C	Juan POLAR	PER	Dallara F300 Toyota	1:37.752	14	1.924	162.44
14	9		Manuel SAEZ MERINO	ESP	Dallara F306 Toyota	1:38.023	9	2.195	161.99
15	15		Nil MONSERRAT	ESP	Dallara F306 Toyota	1:38.186	7	2.358	161.73
16	18	C	German SANCHEZ FLOR	ESP	Dallara F300 Toyota	1:38.616	15	2.788	161.02
17	25	C	Carlos COSIDO LOPEZ	ESP	Dallara F300 Toyota	1:39.351	16	3.523	159.83
18	17	C	Adrian CAMPOS JNR	ESP	Dallara F300 Toyota	1:39.407	14	3.579	159.74
19	26	C	Antonio RUBIEJO	ESP	Dallara F300 Toyota	1:39.674	13	3.846	159.31
20	24	C	Iago REGO	ESP	Dallara F300 Toyota	1:40.215	14	4.387	158.45
21	27	C	German LOPEZ BALBOA	ESP	Dallara F300 Toyota	1:41.934	14	6.106	155.78
22	20	C	Ignacio CHAR	ARG	Dallara F300 Toyota	1:42.825	13	6.997	154.43
23	28	C	Jose PAMPLO	ESP	Dallara F300 Toyota	1:43.064	6	7.236	154.07

Weather/Track: Sun 10°/Dry 11°

Magny-Cours
Circuit Length = 4.4110 km.
Start: 11:30 End: 12:00

Race Director:	Steward:	Timekeeper:
----------------	----------	-------------

Campeonato de Espana de F3 QUALIFYING - SECTOR ANALYSIS

1 Marcos MARTINEZ UCHA ESP Dallara F306 Toyota											
1 - X:00.000	173.0	44.965	181.2	34.931	X:00.000	8 - 4:18.829	214.7	43.734	193.5	32.948	X:00.000
2 - 31.104	227.3	39.289	194.9	32.403	1:42.796	9 - 30.776	226.4	39.056	198.8	31.559	1:41.391
3 - 29.789	228.8	59.884	200.3	30.859	2:00.532	10 - 29.717	228.8	1:05.897	191.1	31.890	2:07.504
4 - 29.826	230.2	37.741	200.3	30.832	1:38.399	11 - 29.571	229.2	37.245	198.5	30.513	1:37.329
5 - 30.115	227.8	37.842	199.6	30.546	1:38.503	12 - 29.991	227.3	37.082	199.2	30.859	1:37.932
6 - 29.608	230.2	37.316	199.6	30.382	1:37.306	13 - 29.523	229.7	37.204	200.0	30.330	1:37.057
7 - 29.612	230.7	37.388	196.7	35.375	1:42.375P	14 - 29.459	229.2	37.299	197.8	30.406	1:37.164
2 Nicolas PROST FRA Dallara F306 Toyota											
1 - X:00.000	204.5	44.211	185.5	34.628	X:00.000	9 - 31.072	225.0	39.283	198.8	31.984	1:42.339
2 - 30.807	227.3	39.853	197.4	34.004	1:44.664	10 - 29.567	229.7	39.065	198.5	34.437	1:43.069
3 - 32.400	225.9	38.550	189.8	34.984	1:45.934	11 - 29.403	228.8	37.184	200.0	31.482	1:38.069
4 - 29.751	230.7	38.317	200.0	31.274	1:39.342	12 - 29.579	230.2	36.849	200.7	30.629	1:37.057
5 - 29.538	230.2	37.950	198.8	31.013	1:38.501	13 - 29.150	232.7	45.136	199.6	31.503	1:45.789
6 - 29.563	231.2	37.679	199.2	30.868	1:38.110	14 - 29.226	231.2	36.976	200.0	30.139	1:36.341
7 - 30.286	224.5	38.901	197.0	33.463	1:42.650P	15 - 29.029	230.2	36.891	200.7	30.004	1:35.924
8 - 4:56.358	198.5	43.038	196.0	34.331	X:00.000						
3 Miguel MOLINA ESP Dallara F306 Toyota											
1 - X:00.000	157.8	49.178	192.5	39.318	X:00.000	8 - 29.808	228.8	39.335	199.6	33.610	1:42.753P
2 - 31.635	228.3	40.005	196.3	32.059	1:43.699	9 - 5:47.669	199.6	46.734	190.8	34.169	X:00.000
3 - 30.139	229.7	40.430	199.2	34.193	1:44.762	10 - 33.241	217.7	39.248	198.8	31.555	1:44.044
4 - 29.729	231.2	38.446	200.3	31.238	1:39.413	11 - 29.902	226.8	38.301	198.5	30.869	1:39.072
5 - 29.738	230.7	38.538	199.6	31.336	1:39.612	12 - 29.456	229.2	37.853	200.0	30.928	1:38.237
6 - 29.602	233.2	38.259	198.5	31.307	1:39.168	13 - 29.667	228.3	37.764	198.8	30.904	1:38.335
7 - 29.427	230.7	37.959	198.8	30.806	1:38.192	14 - 29.371	229.2	37.595	197.8	30.427	1:37.393
4 Sergio JIMINEZ BRA Dallara F306 Toyota											
1 - X:00.000	161.6	48.495	142.8	36.279	X:00.000	8 - 29.425	228.8	37.041	201.1	30.596	1:37.062
2 - 31.156	226.4	39.366	198.5	31.741	1:42.263	9 - 29.194	229.2	37.167	199.6	30.137	1:36.498
3 - 29.775	228.8	37.720	201.1	34.548	1:42.043	10 - 30.020	224.5	37.379	200.0	31.865	1:39.264P
4 - 31.756	223.1	38.714	198.5	33.853	1:44.323P	11 - 2:31.484	217.7	40.775	173.6	32.993	3:45.252
5 - 5:50.723	208.4	43.550	199.2	33.735	X:00.000	12 - 30.390	226.8	37.821	200.0	30.768	1:38.979
6 - 31.360	201.4	38.708	200.3	31.665	1:41.733	13 - 29.501	227.8	37.154	199.6	30.359	1:37.014
7 - 29.583	229.7	37.875	200.3	31.051	1:38.509						

Weather/Track: Sun 10°/Dry 11°

www.mstworld.com

Page 1 of 6

Magny-Cours
Circuit Length = 4.4110 km.
Start: 11:30 End: 12:00

Printed - 12:04 Saturday, 29 April 2006

Campeonato de Espana de F3 QUALIFYING - SECTOR ANALYSIS

(contd.)

5		Marco BARBA		ESP		Dallara F306 Toyota			
1	X:00.000 160.7	47.100 188.1	36.266	X:00.000	9	29.553 227.3	37.376 198.1	31.339	1:38.268
2	31.196 225.4	40.068 197.8	33.159	1:44.423	10	29.361 228.3	37.349 197.8	30.267	1:36.977
3	29.890 228.3	39.643 197.8	33.007	1:42.540	11	29.287 229.7	37.314 199.6	30.654	1:37.255
4	29.972 227.3	38.067 199.6	31.202	1:39.241	12	29.276 229.2	37.151 200.0	30.153	1:36.580
5	29.566 229.2	38.164 200.3	31.716	1:39.446	13	29.269 230.2	39.412 198.1	30.941	1:39.622
6	29.532 230.2	37.555 199.2	30.623	1:37.710	14	29.219 228.3	37.999 198.5	30.320	1:37.538
7	29.362 229.2	37.469 198.1	30.586	1:37.417	15	29.343 227.3	37.762 197.8	30.852	1:37.957
8	29.439 228.3	37.569 199.2	30.638	1:37.646	16	29.247 229.7	37.323 200.0	32.588	1:39.158P
6		Roldan RODRIGUEZ		ESP		Dallara F306 Toyota			
1	X:00.000 190.4	46.862 190.4	36.150	X:00.000	9	30.354 220.8	38.725 190.4	31.191	1:40.270
2	32.672 221.7	42.086 193.8	39.168	1:53.926P	10	29.894 223.1	37.690 195.2	30.455	1:38.039
3	3:02.342 222.2	39.964 197.0	32.406	4:14.712	11	29.955 222.2	38.591 192.5	32.752	1:41.298P
4	29.876 229.2	37.884 198.1	30.940	1:38.700	12	1:40.626 219.0	38.030 193.5	30.778	2:49.434
5	29.716 229.7	37.688 198.5	30.731	1:38.135	13	29.917 221.7	37.725 194.5	31.326	1:38.968
6	30.802 222.6	37.986 195.6	30.995	1:39.783	14	29.826 223.6	37.702 193.8	30.599	1:38.127
7	30.124 219.5	38.194 194.2	31.605	1:39.923	15	29.721 222.6	37.599 193.2	30.492	1:37.812
8	30.042 220.8	37.782 193.5	30.577	1:38.401	16	29.674 223.1	37.594 192.8	30.340	1:37.608
8		Manel CERQUEDA		AND		Dallara F306 Toyota			
1	X:00.000 186.8	49.319 173.6	38.825	X:00.000	8	29.274 229.7	40.292 186.2	33.885	1:43.451
2	34.646 193.5	44.353 185.5	35.913	1:54.912	9	29.306 229.2	40.140 195.2	33.520	1:42.966
3	31.189 228.3	39.737 198.5	32.528	1:43.454	10	29.364 229.7	37.532 200.0	36.628	1:43.524P
4	30.006 229.7	38.421 200.3	32.589	1:41.016	11	5:09.097 154.2	46.938 129.8	42.220	X:00.000
5	29.679 232.2	37.866 198.8	31.102	1:38.647	12	32.097 226.4	43.927 200.7	32.997	1:49.021
6	29.357 230.7	37.522 199.6	30.891	1:37.770	13	29.916 229.7	38.256 200.0	31.479	1:39.651
7	29.267 229.2	37.384 200.3	30.799	1:37.450	14	29.225 229.7	37.296 201.4	30.737	1:37.258
9		Manuel SAEZ MERINO		ESP		Dallara F306 Toyota			
1	X:00.000 154.7	50.192 183.3	36.894	X:00.000	6	29.693 230.7	40.199 198.5	30.844	1:40.736
2	32.260 224.5	43.824 195.6	33.523	1:49.607	7	29.524 230.7	37.655 201.1	30.909	1:38.088
3	30.444 230.2	38.745 200.0	31.713	1:40.902	8	29.519 230.2	37.803 200.3	30.701	1:38.023
4	30.601 229.7	38.404 199.6	31.378	1:40.383	9	29.512 229.7	1:58.521	2:07.805	4:35.838P
5	30.076 228.3	37.997 200.0	32.045	1:40.118					

Weather/Track: Sun 10°/Dry 11°

www.mstworld.com

Page 2 of 6

Magny-Cours
Circuit Length = 4.4110 km.
Start: 11:30 End: 12:00

Printed - 12:04 Saturday, 29 April 2006

Campeonato de Espana de F3 QUALIFYING - SECTOR ANALYSIS

(contd.)

10	Arturo LLOBELL			ESP	Dallara F306 Toyota			
1	X:00.000 193.8	45.472 161.6	37.506	X:00.000	9 - 29.528 <i>229.7</i>	37.456 <i>200.7</i>	30.844	1:37.828
2	33.522 214.2	41.301 191.8	33.522	1:48.345	10 - 29.585 228.8	37.446 <i>200.7</i>	34.612	1:41.643P
3	30.594 227.3	39.097 197.8	31.825	1:41.516	11 - 3:43.693 212.5	41.936 194.9	34.715	X:00.000
4	29.873 229.2	38.215 198.1	31.131	1:39.219	12 - 31.748 221.3	39.152 198.8	32.636	1:43.536
5	29.750 228.8	37.946 199.2	31.743	1:39.439	13 - 30.581 227.8	38.856 198.8	31.200	1:40.637
6	31.146 229.2	37.958 198.1	31.016	1:40.120	14 - 29.707 229.2	37.501 199.6	30.874	1:38.082
7	29.589 <i>229.7</i>	37.685 199.2	<i>30.789</i>	1:38.063	15 - <i>29.455</i> 229.2	<i>37.308</i> <i>200.7</i>	30.842	1:37.605
8	29.582 <i>229.7</i>	37.520 198.8	31.111	1:38.213				
11	Carlos IACONELLI			BRA	Dallara F306 Toyota			
1	X:00.000 176.1	44.137 171.9	39.037	X:00.000	9 - 2:59.517 174.1	42.756 194.2	34.377	4:16.650
2	31.397 224.5	39.538 198.5	34.731	1:45.666	10 - 30.726 225.9	40.455 195.6	34.057	1:45.238
3	30.068 229.2	39.125 198.8	31.313	1:40.506	11 - 30.756 187.5	41.040 197.8	32.104	1:43.900
4	29.487 230.2	38.262 200.0	31.211	1:38.960	12 - 29.259 <i>231.2</i>	37.786 198.8	30.738	1:37.783
5	29.379 <i>231.2</i>	38.068 200.0	30.959	1:38.406	13 - 29.245 229.2	37.485 <i>200.3</i>	32.231	1:38.961
6	29.316 228.8	39.025 199.2	30.688	1:39.029	14 - 29.203 230.2	37.519 <i>200.3</i>	31.248	1:37.970
7	29.217 230.2	37.718 200.0	<i>30.661</i>	1:37.596	15 - 29.221 230.7	37.536 198.1	30.689	1:37.446
8	29.282 225.0	38.224 195.6	35.221	1:42.727P				
13	Maximo CORTES			ESP	Dallara F306 Toyota			
1	X:00.000 195.6	45.977 169.2	36.126	X:00.000	9 - 32.848 221.3	41.094 198.1	31.136	1:45.078
2	31.680 227.3	40.121 198.1	32.288	1:44.089	10 - 29.511 227.3	37.938 200.3	34.349	1:41.798P
3	29.908 229.7	38.760 199.6	31.276	1:39.944	11 - 2:19.473 181.8	43.552 194.5	34.044	3:37.069
4	29.445 229.2	37.662 201.1	31.284	1:38.391	12 - 30.447 225.9	38.674 199.6	31.827	1:40.948
5	29.501 229.7	37.454 <i>202.2</i>	30.790	1:37.745	13 - 30.521 212.5	39.780 199.2	30.964	1:41.265
6	29.520 227.3	54.343 133.0	32.223	1:56.086	14 - 29.247 <i>231.2</i>	40.695 200.3	30.601	1:40.543
7	29.292 228.3	37.485 199.2	30.518	1:37.295	15 - 29.247 229.2	37.309 198.8	30.560	1:37.116
8	<i>29.240</i> 230.2	37.632 201.1	30.955	1:37.827	16 - 29.335 228.8	<i>37.289</i> 200.7	<i>30.345</i>	1:36.969
14	Ricardo RISATTI			ARG	Dallara F306 Toyota			
1	X:00.000 203.0	48.762 137.7	35.668	X:00.000	9 - 35.736 168.2	40.400 198.5	31.183	1:47.319
2	31.328 226.8	39.678 197.4	32.014	1:43.020	10 - 29.351 227.3	37.083 199.2	34.857	1:41.291P
3	29.869 227.3	38.581 198.8	33.557	1:42.007	11 - 4:33.171 117.7	50.743 160.2	35.264	X:00.000
4	29.845 228.8	37.572 199.6	30.670	1:38.087	12 - 30.718 224.5	38.737 198.8	31.074	1:40.529
5	31.806 187.1	40.757 198.8	30.611	1:43.174	13 - 29.520 228.8	38.082 198.8	30.352	1:37.954
6	29.253 <i>231.2</i>	37.397 198.5	30.323	1:36.973	14 - 29.224 229.2	36.928 199.2	30.027	1:36.179
7	29.318 229.2	37.179 198.1	30.311	1:36.808	15 - <i>29.037</i> 229.2	<i>36.848</i> <i>200.3</i>	<i>29.943</i>	1:35.828
8	29.256 230.2	37.292 199.2	30.074	1:36.622				

Weather/Track: Sun 10°/Dry 11°

www.mstworld.com

Page 3 of 6

Magny-Cours
Circuit Length = 4.4110 km.
Start: 11:30 End: 12:00

Printed - 12:04 Saturday, 29 April 2006

Campeonato de Espana de F3 QUALIFYING - SECTOR ANALYSIS

(contd.)

15	Nii MONSERRAT			ESP	Dallara F306 Toyota				
1	X:00.000 197.0	45.885 194.2	35.618	X:00.000	5 - 30.347 229.7	39.592 203.7	46.280	1:56.219	
2	32.043 222.6	47.283 199.2	32.095	1:51.421	6 - 30.031 228.8	40.268 199.2	31.147	1:41.446	
3	30.028 230.7	38.887 201.8	31.534	1:40.449	7 - 29.602 230.2	37.909 200.7	30.675	1:38.186	
4	29.670 226.8	41.869 199.6	31.165	1:42.704					
17	Adrian CAMPOS JNR			ESP	Dallara F300 Toyota				C
1	X:00.000 155.1	53.296 145.5	38.222	X:00.000	8 - 29.755 229.2	38.259 198.8	31.438	1:39.452	
2	33.075 215.1	41.137 197.4	34.076	1:48.288	9 - 30.052 227.8	38.205 197.8	33.330	1:41.587P	
3	33.623 228.3	42.267 173.6	33.155	1:49.045	10 - 4:17.858 183.9	49.837 191.8	35.971	X:00.000	
4	33.216 223.1	40.894 196.3	31.836	1:45.946	11 - 31.887 220.8	44.627 152.5	34.564	1:51.078	
5	30.055 229.7	38.899 199.6	31.688	1:40.642	12 - 31.762 206.8	40.379 197.4	32.581	1:44.722	
6	29.889 233.7	38.408 197.0	31.110	1:39.407	13 - 30.035 231.7	39.401 198.8	31.641	1:41.077	
7	29.960 228.8	38.503 199.6	31.145	1:39.608	14 - 30.369 228.8	38.237 197.8	31.792	1:40.398	
18	German SANCHEZ FLOR			ESP	Dallara F300 Toyota				C
1	X:00.000 179.4	53.262 120.9	38.973	X:00.000	9 - 29.740 230.7	38.136 198.1	31.687	1:39.563	
2	32.542 226.4	41.258 200.3	33.191	1:46.991	10 - 29.783 230.2	39.681 196.0	32.627	1:42.091P	
3	30.707 230.2	39.577 199.6	32.577	1:42.861	11 - 5:04.966 219.9	42.545 196.0	33.858	X:00.000	
4	30.026 231.7	38.687 200.0	33.732	1:42.445	12 - 31.124 226.8	39.368 199.2	32.125	1:42.617	
5	30.005 230.7	38.293 200.0	31.354	1:39.652	13 - 30.080 230.2	38.775 200.0	32.011	1:40.866	
6	29.609 233.2	38.114 200.0	32.094	1:39.817	14 - 29.758 230.7	37.956 198.8	30.902	1:38.616	
7	29.883 231.2	38.141 200.3	31.229	1:39.253	15 - 29.826 230.7	38.448 199.6	30.983	1:39.257	
8	29.538 232.7	38.153 200.0	31.290	1:38.981					
19	Juan POLAR			PER	Dallara F300 Toyota				C
1	X:00.000 216.8	43.515 195.2	34.657	X:00.000	8 - 4:18.951 218.1	52.145	42.983	X:00.000	
2	31.665 228.3	39.608 197.0	32.057	1:43.330	9 - 39.214 182.4	40.528 197.8	32.394	1:52.136	
3	30.150 231.2	38.977 190.1	31.822	1:40.949	10 - 30.328 232.2	40.011 199.6	34.241	1:44.580	
4	29.958 232.7	38.049 200.0	31.234	1:39.241	11 - 29.834 229.7	38.203 198.1	31.251	1:39.288	
5	29.863 234.7	37.742 200.0	30.969	1:38.574	12 - 29.655 233.7	38.064 200.0	31.061	1:38.780	
6	29.588 233.2	37.803 198.5	30.958	1:38.349	13 - 29.649 232.2	37.986 198.8	31.000	1:38.635	
7	30.175 229.7	38.060 198.1	34.833	1:43.068P	14 - 29.533 232.7	37.614 198.1	30.605	1:37.752	

Weather/Track: Sun 10°/Dry 11°

www.mstworld.com

Page 4 of 6

Magny-Cours
Circuit Length = 4.4110 km.
Start: 11:30 End: 12:00

Printed - 12:04 Saturday, 29 April 2006

Campeonato de Espana de F3 QUALIFYING - SECTOR ANALYSIS

(contd.)

20		Ignacio CHAR			ARG	Dallara F300 Toyota			C			
1	X:00.000	193.8	49.518	190.8	38.759	X:00.000	8 - 30.582	231.2	39.393	201.4	36.182	1:46.157P
2	37.772	223.6	42.648	200.0	36.269	1:56.689	9 - 3:00.413	216.0	1:05.393	152.5	38.533	4:44.339
3	33.239	230.7	41.143	200.7	33.578	1:47.960	10 - 34.186	226.4	42.453	191.1	37.132	1:53.771
4	33.843	228.8	40.692	201.8	32.813	1:47.348	11 - 36.263	207.2	42.229	200.3	34.906	1:53.398
5	43.789	221.7	39.853	200.3	32.545	1:56.187	12 - 32.951	220.8	40.597	199.2	32.508	1:46.056
6	30.299	233.2	42.672	196.7	34.816	1:47.787	13 - 30.448	231.2	40.008	201.4	32.709	1:43.165
7	30.706	231.2	39.428	201.4	32.691	1:42.825						
24		Iago REGO			ESP	Dallara F300 Toyota			C			
1	X:00.000	180.6	46.312	187.1	35.779	X:00.000	8 - 30.392	226.4	38.570	195.6	31.547	1:40.509
2	33.370	224.5	42.810	194.5	33.698	1:49.878	9 - 30.757	226.4	39.013	195.2	31.873	1:41.643
3	31.320	226.8	40.316	196.7	32.562	1:44.198	10 - 30.323	228.3	38.523	194.2	31.369	1:40.215
4	30.729	227.3	39.413	197.4	33.006	1:43.148	11 - 30.433	226.4	39.477	194.9	33.680	1:43.590P
5	32.097	225.0	39.475	196.0	32.022	1:43.594	12 - 2:56.428	174.1	45.967	187.8	37.521	4:19.916
6	30.767	225.4	39.410	194.2	31.719	1:41.896	13 - 33.821	217.7	44.479	192.8	35.229	1:53.529
7	30.702	226.4	39.874	195.2	31.816	1:42.392	14 - 31.440	226.8	40.998	183.0	34.288	1:46.726
25		Carlos COSIDO LOPEZ			ESP	Dallara F300 Toyota			C			
1	X:00.000	203.0	44.887	193.8	36.199	X:00.000	9 - 32.558	224.0	42.707	174.7	33.841	1:49.106
2	33.093	212.5	40.644	194.9	33.380	1:47.117	10 - 30.143	229.7	38.461	200.0	31.590	1:40.194
3	30.548	230.7	39.414	200.0	32.325	1:42.287	11 - 29.945	231.7	38.310	199.2	31.533	1:39.788
4	30.400	230.7	39.202	199.2	32.967	1:42.569	12 - 30.107	231.2	39.121	196.7	33.655	1:42.883
5	30.128	233.7	38.357	198.5	41.125	1:49.610	13 - 30.013	228.3	38.157	197.4	31.181	1:39.351
6	30.331	229.2	38.589	198.8	31.998	1:40.918	14 - 29.798	229.7	38.116	199.2	32.355	1:40.269
7	30.005	230.2	38.167	198.5	31.523	1:39.695	15 - 30.152	231.2	38.368	198.1	31.416	1:39.936
8	30.064	229.2	38.103	198.8	34.917	1:43.084	16 - 30.103	231.2	38.308	194.2	31.415	1:39.826
26		Antonio RUBIEJO			ESP	Dallara F300 Toyota			C			
1	X:00.000	148.1	49.297	176.7	39.607	X:00.000	8 - 30.213	228.8	38.414	199.2	31.327	1:39.954
2	37.620	221.7	46.243	126.0	42.997	2:06.860	9 - 36.016	228.8	39.837	196.0	32.449	1:48.302
3	31.780	226.8	40.645	198.5	37.057	1:49.482	10 - 30.147	231.2	38.310	200.7	31.217	1:39.674
4	30.957	213.0	41.678	200.0	33.093	1:45.728	11 - 31.301	229.7	39.450	196.7	31.755	1:42.506
5	30.355	237.7	40.252	199.6	33.791	1:44.398	12 - 30.136	229.7	38.429	197.0	32.456	1:41.021
6	30.552	229.7	38.386	200.7	31.524	1:40.462	13 - 30.082	230.2	43.034	163.8	40.359	1:53.475P
7	30.449	230.7	39.192	199.2	31.507	1:41.148						

Weather/Track: Sun 10°/Dry 11°

www.mstworld.com

Page 5 of 6

Magny-Cours
Circuit Length = 4.4110 km.
Start: 11:30 End: 12:00

Printed - 12:04 Saturday, 29 April 2006

Campeonato de Espana de F3 QUALIFYING - SECTOR ANALYSIS

(contd.)

27		German LOPEZ BALBOA			ESP	Dallara F300 Toyota			C
1	X:00.000 172.5	47.381 166.9	38.895	X:00.000	8	34.194 222.6	42.065 195.2	33.761	1:50.020
2	33.505 220.4	43.707 183.6	36.717	1:53.929	9	30.523 229.7	39.661 198.1	32.653	1:42.837
3	31.059 225.4	40.181 196.0	33.078	1:44.318	10	31.469 222.6	40.697 149.5	33.773	1:45.939
4	31.562 220.4	40.058 195.2	33.240	1:44.860	11	30.462 228.3	38.930 194.5	32.714	1:42.106
5	30.946 222.6	40.234 194.5	32.698	1:43.878	12	30.309 227.8	39.379 194.2	32.246	1:41.934
6	31.688 220.4	39.920 193.8	36.477	1:48.085P	13	30.748 216.0	39.427 194.5	32.050	1:42.225
7	3:16.849 213.4	45.825 178.2	38.046	4:40.720	14	31.307 220.4	39.366 195.2	31.920	1:42.593
28		Jose PAMPLO			ESP	Dallara F300 Toyota			C
1	X:00.000 152.3	52.870 151.8	40.653	X:00.000	4	32.902 218.1	42.066 191.8	35.752	1:50.720
2	37.736 173.0	49.698 164.8	43.197	2:10.631P	5	30.362 228.8	43.534 185.2	33.781	1:47.677
3	7:02.040 189.1	43.228 188.1	34.907	X:00.000	6	30.198 229.7	40.404 192.5	32.462	1:43.064
30		Javier VILLA			ESP	Dallara F300 Toyota			I
1	X:00.000 218.1	43.992 193.2	36.027	X:00.000	9	4:25.305 190.8	42.908 194.2	32.758	X:00.000
2	31.844 227.8	39.584 199.2	32.867	1:44.295	10	29.924 231.2	39.810 198.5	31.671	1:41.405
3	29.577 234.2	39.409 198.8	31.504	1:40.490	11	29.295 234.2	38.160 197.8	30.846	1:38.301
4	29.213 234.2	38.206 200.0	36.331	1:43.750	12	39.972 224.0	40.447 198.5	31.309	1:51.728
5	29.287 234.2	38.134 200.0	32.100	1:39.521	13	29.591 234.2	37.426 199.6	31.080	1:38.097
6	29.512 230.2	37.434 198.8	31.204	1:38.150	14	29.181 233.2	37.367 198.8	30.540	1:37.088
7	29.000 234.2	37.483 198.8	30.657	1:37.140	15	29.066 232.7	36.982 198.1	30.389	1:36.437
8	31.785 203.0	51.156 166.9	41.145	2:04.086P					

Weather/Track: Sun 10°/Dry 11°

www.mstworld.com

Page 6 of 6

Magny-Cours
Circuit Length = 4.4110 km.
Start: 11:30 End: 12:00

Printed - 12:04 Saturday, 29 April 2006

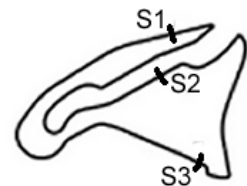
Campeonato de Espana de F3

Qualifying - Best Sector Speeds Report

SECTOR 1				SECTOR 2				SECTOR 3				
POS	NO	NAME	SPEED	LAP	NO	NAME	SPEED	LAP	NO	NAME	SPEED	LAP
1	19	POLAR	234.7	5	15	MONSERRAT	203.7	5				
2	30	VILLA	234.2	3	13	CORTES	202.2	5				
3	17	CAMPOS JNR	233.7	6	20	CHAR	201.8	4				
4	25	COSIDO LOPE	233.7	5	8	CERQUEDA	201.4	14				
5	3	MOLINA	233.2	6	4	JIMINEZ	201.1	3				
6	18	SANCHEZ FLO	233.2	6	9	SAEZ MERINO	201.1	7				
7	20	CHAR	233.2	6	2	PROST	200.7	12				
8	2	PROST	232.7	13	10	LLOBELL	200.7	9				
9	8	CERQUEDA	232.2	5	26	RUBIEJO	200.7	6				
10	26	RUBIEJO	231.7	5	1	MARTINEZ UC	200.3	3				
11	11	IACONELLI	231.2	5	3	MOLINA	200.3	4				
12	13	CORTES	231.2	14	5	BARBA	200.3	5				
13	14	RISATTI	231.2	6	11	IACONELLI	200.3	13				
14	1	MARTINEZ UC	230.7	7	14	RISATTI	200.3	15				
15	9	SAEZ MERINO	230.7	6	18	SANCHEZ FLO	200.3	2				
16	15	MONSERRAT	230.7	3	19	POLAR	200.0	4				
17	5	BARBA	230.2	6	25	COSIDO LOPE	200.0	3				
18	4	JIMINEZ	229.7	7	30	VILLA	200.0	4				
19	6	RODRIGUEZ	229.7	5	17	CAMPOS JNR	199.6	5				
20	10	LLOBELL	229.7	7	6	RODRIGUEZ	198.5	5				
21	27	LOPEZ BALBO	229.7	9	27	LOPEZ BALBO	198.1	9				
22	28	PAMPLO	229.7	6	24	REGO	197.4	4				
23	24	REGO	228.3	10	28	PAMPLO	192.5	6				



Weather/Track: Cloud 10°/Dry 11°



Circuit Length - 4.4110 kilometres
Circuit de Nevers
Magny Cours

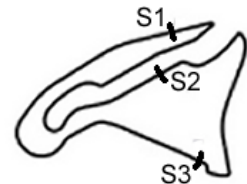
Campeonato de Espana de F3 Qualifying - Best Sector Times Report

POS	NO	SECTOR 1		SECTOR 2		SECTOR 3		IDEAL/BEST LAP COMPARISON							
		TIME	LAP	NO	TIME	LAP	NO	TIME	LAP	NO	NAME	IDEAL	BEST	LAP	DIFF
1	30	29.000	7	14	36.848	15	14	29.943	15	14	RISATTI	1:35.828	1:35.828	15	+ 0.000
2	2	29.029	15	2	36.849	12	2	30.004	15	2	PROST	1:35.882	1:35.924	15	+ 0.042
3	14	29.037	15	30	36.982	15	4	30.137	9	30	VILLA	1:36.371	1:36.437	15	+ 0.066
4	4	29.194	9	4	37.041	8	5	30.153	12	4	JIMINEZ	1:36.372	1:36.498	9	+ 0.126
5	11	29.203	14	1	37.082	12	1	30.330	13	5	BARBA	1:36.523	1:36.580	12	+ 0.057
6	5	29.219	14	5	37.151	12	6	30.340	16	1	MARTINEZ	1:36.871	1:37.057	13	+ 0.186
7	8	29.225	14	13	37.289	16	13	30.345	16	13	CORTES	1:36.874	1:36.969	16	+ 0.095
8	13	29.240	8	8	37.296	14	30	30.389	15	8	CERQUEDA	1:37.258	1:37.258	14	+ 0.000
9	3	29.371	14	10	37.308	15	3	30.427	14	11	IACONELLI	1:37.349	1:37.446	15	+ 0.097
10	10	29.455	15	11	37.485	13	19	30.605	14	3	MOLINA	1:37.393	1:37.393	14	+ 0.000
11	1	29.459	14	6	37.594	16	11	30.661	7	10	LLOBELL	1:37.552	1:37.605	15	+ 0.053
12	9	29.512	9	3	37.595	14	15	30.675	7	6	RODRIGUEZ	1:37.608	1:37.608	16	+ 0.000
13	19	29.533	14	19	37.614	14	9	30.701	8	19	POLAR	1:37.752	1:37.752	14	+ 0.000
14	18	29.538	8	9	37.655	7	8	30.737	14	9	SAEZ MERIN	1:37.868	1:38.023	8	+ 0.155
15	15	29.602	7	15	37.909	7	10	30.789	7	15	MONSERRAT	1:38.186	1:38.186	7	+ 0.000
16	6	29.674	16	18	37.956	14	18	30.902	14	18	SANCHEZ FL	1:38.396	1:38.616	14	+ 0.220
17	17	29.755	8	25	38.103	8	17	31.110	6	17	CAMPOS JN	1:39.070	1:39.407	6	+ 0.337
18	25	29.798	14	17	38.205	9	25	31.181	13	25	COSIDO LOP	1:39.082	1:39.351	13	+ 0.269
19	26	30.082	13	26	38.310	10	26	31.217	10	26	RUBIEJO	1:39.609	1:39.674	10	+ 0.065
20	28	30.198	6	24	38.523	10	24	31.369	10	24	REGO	1:40.215	1:40.215	10	+ 0.000
21	20	30.299	6	27	38.930	11	27	31.920	14	27	LOPEZ BALB	1:41.159	1:41.934	12	+ 0.775
22	27	30.309	12	20	39.393	8	28	32.462	6	20	CHAR	1:42.200	1:42.825	7	+ 0.625
23	24	30.323	10	28	40.404	6	20	32.508	12	28	PAMPLO	1:43.064	1:43.064	6	+ 0.000

'Perfect Lap' - 1:35.791



Weather/Track: Cloud 10°/Dry 11°




Circuit Length - 4.4110 kilometres
Circuit de Nevers
Magny Cours

Campeonato de Espana de F3

GRID FOR RACE 1

ROW 12	1:43.064 28 PAMPLO	1:42.825 20 CHAR
ROW 11	1:41.934 27 LOPEZ BALBOA	1:40.215 24 REGO
ROW 10	1:39.674 26 RUBIEJO	1:39.407 17 CAMPOS JNR
ROW 9	1:39.351 25 COSIDO LOPEZ	1:38.616 18 SANCHEZ FLOR
ROW 8	1:38.186 15 MONSERRAT	1:38.023 9 SAEZ MERINO
ROW 7	1:37.752 19 POLAR	1:37.608 6 RODRIGUEZ
ROW 6	1:37.605 10 LLOBELL	1:37.446 11 IACONELLI
ROW 5	1:37.393 3 MOLINA	1:37.258 8 CERQUEDA
ROW 4	1:37.057 1 MARTINEZ UCHA	1:36.969 13 CORTES
ROW 3	1:36.580 5 BARBA	1:36.498 4 JIMINEZ
ROW 2	1:36.437 30 VILLA	1:35.924 2 PROST
ROW 1	1:35.828 14 RISATTI	
POLE		



Weather/Track: Sun 10°/Dry 11°

Magny-Cours
Circuit Length = 4.4110 km.
Start: 11:30 End: 12:00

Race Director:

Steward:

Timekeeper:

Campeonato de Espana de F3 RACE CLASSIFICATION - RACE 1

POS	NO	CL	DRIVER	NAT	CAR	TIME	LAPS	GAP	KPH	BEST
1	14		Ricardo RISATTI	ARG	Dallara F306 Toyota	26:05.577	16		161.86	1:37.119
2	30	I	Javier VILLA	ESP	Dallara F300 Toyota	26:12.332	16	6.755	161.16	1:37.281
3	2		Nicolas PROST	FRA	Dallara F306 Toyota	26:16.793	16	11.216	160.70	1:37.347
4	4		Sergio JIMINEZ	BRA	Dallara F306 Toyota	26:17.133	16	11.556	160.67	1:37.458
5	13		Maximo CORTES	ESP	Dallara F306 Toyota	26:24.007	16	18.430	159.97	1:38.104
6	5		Marco BARBA	ESP	Dallara F306 Toyota	26:25.548	16	19.971	159.82	1:38.009
7	8		Manel CERQUEDA	AND	Dallara F306 Toyota	26:26.611	16	21.034	159.71	1:37.894
8	10		Arturo LLOBELL	ESP	Dallara F306 Toyota	26:32.110	16	26.533	159.16	1:38.469
9	6		Roldan RODRIGUEZ	ESP	Dallara F306 Toyota	26:35.820	16	30.243	158.79	1:38.650
10	15		Nil MONSERRAT	ESP	Dallara F306 Toyota	26:36.868	16	31.291	158.68	1:38.368
11	3		Miguel MOLINA	ESP	Dallara F306 Toyota	26:37.719	16	32.142	158.60	1:38.665
12	1		Marcos MARTINEZ UCHA	ESP	Dallara F306 Toyota	26:38.974	16	33.397	158.47	1:38.276
13	19	C	Juan POLAR	PER	Dallara F300 Toyota	26:46.300	16	40.723	157.75	1:39.105
14	9		Manuel SAEZ MERINO	ESP	Dallara F306 Toyota	26:49.632	16	44.055	157.43	1:39.142
15	17	C	Adrian CAMPOS JNR	ESP	Dallara F300 Toyota	27:02.772	16	57.195	156.15	1:40.023
16	18	C	German SANCHEZ FLOR	ESP	Dallara F300 Toyota	27:11.954	16	1:06.377	155.27	1:39.687
17	28	C	Jose PAMPLO	ESP	Dallara F300 Toyota	27:46.993	16	1:41.416	152.01	1:41.643
18	27	C	German LOPEZ BALBOA	ESP	Dallara F300 Toyota	26:24.662	15	1 LAP	149.89	1:41.674
19	24	C	Iago REGO	ESP	Dallara F300 Toyota	25:58.109	14	2 LAPS	142.25	1:41.212
20	20	C	Ignacio CHAR	ARG	Dallara F300 Toyota	22:52.730	13	3 LAPS	149.89	1:41.483

NOT CLASSIFIED

11			Carlos IACONELLI	BRA	Dallara F306 Toyota	26:32.959	11	N.C.F.	109.23	1:38.177
25	C		Carlos COSIDO LOPEZ	ESP	Dallara F300 Toyota	17:22.319	10	D.N.F.	151.70	1:40.145
26	C		Antonio RUBIEJO	ESP	Dallara F300 Toyota	7:00.804	4	D.N.F.	149.35	1:41.576

FASTEST LAP

14			Ricardo RISATTI		Dallara F306 Toyota	1:37.119	5	163.50kph	101.59mph
30	I		Javier VILLA		Dallara F300 Toyota	1:37.281	5	163.23kph	101.42mph
19	C		Juan POLAR		Dallara F300 Toyota	1:39.105	11	160.23kph	99.56mph

Weather/Track: Sun 14°/Dry 21°

Magny-Cours
Circuit Length = 4.4110 km.
Start: 16:03 End: 16:29

Race Director:	Steward:	Timekeeper:
----------------	----------	-------------

Campeonato de Espana de F3 RACE CLASSIFICATION - RACE 1 - CUP

POS	NO	CL	DRIVER	NAT	CAR	TIME	LAPS	GAP	KPH	BEST
1	19	C	Juan POLAR	PER	Dallara F300 Toyota	26:46.300	16		157.75	1:39.105
2	17	C	Adrian CAMPOS JNR	ESP	Dallara F300 Toyota	27:02.772	16	16.472	156.15	1:40.023
3	18	C	German SANCHEZ FLOR	ESP	Dallara F300 Toyota	27:11.954	16	25.654	155.27	1:39.687
4	28	C	Jose PAMPLO	ESP	Dallara F300 Toyota	27:46.993	16	1:00.693	152.01	1:41.643
5	27	C	German LOPEZ BALBOA	ESP	Dallara F300 Toyota	26:24.662	15	1 LAP	149.89	1:41.674
6	24	C	Iago REGO	ESP	Dallara F300 Toyota	25:58.109	14	2 LAPS	142.25	1:41.212
7	20	C	Ignacio CHAR	ARG	Dallara F300 Toyota	22:52.730	13	3 LAPS	149.89	1:41.483
NOT CLASSIFIED										
25	C	Carlos COSIDO LOPEZ	ESP	Dallara F300 Toyota	17:22.319	10	D.N.F.	151.70	1:40.145	
26	C	Antonio RUBIEJO	ESP	Dallara F300 Toyota	7:00.804	4	D.N.F.	149.35	1:41.576	
FASTEST LAP										
19	C	Juan POLAR		Dallara F300 Toyota	1:39.105	11	160.23kph	99.56mph		

Weather/Track: Sun 14°/Dry 21°

Magny-Cours
Circuit Length = 4.4110 km.
Start: 16:03 End: 16:29

Race Director:	Steward:	Timekeeper:
----------------	----------	-------------

Campeonato de Espana de F3

RACE 1 - SECTOR ANALYSIS

1		Marcos MARTINEZ UCHA		ESP		Dallara F306 Toyota			
1 -				1:46.899	9 -	30.789 230.2	38.150 197.8	30.817	1:39.756
2 -				1:40.127	10 -	29.853 228.8	37.548 198.8	30.875	1:38.276
3 -				1:39.786	11 -	29.864 229.2	37.708 198.1	30.769	1:38.341
4 -				1:39.319	12 -	29.825 228.3	38.104 198.1	30.933	1:38.862
5 -				1:38.863	13 -	29.912 229.2	37.455 199.2	31.024	1:38.391
6 -		1:07.526 191.8		1:38.692	14 -	29.826 229.2	38.036 199.2	31.166	1:39.028
7 -	29.807 230.7	37.753 198.5	31.272	1:38.832	15 -	31.299 220.4	38.659 198.1	30.889	1:40.847
8 -	30.081 228.8	39.821 198.5	34.156	1:44.058	16 -	30.161 228.3	37.886 198.8	30.850	1:38.897
2		Nicolas PROST		FRA		Dallara F306 Toyota			
1 -				1:41.346	9 -	29.586 229.2	37.569 198.1	30.931	1:38.086
2 -				1:38.952	10 -	29.793 228.8	37.400 198.5	30.645	1:37.838
3 -				1:38.286	11 -	29.448 228.3	37.396 198.1	30.503	1:37.347
4 -				1:38.230	12 -	29.500 229.2	37.708 198.5	30.984	1:38.192
5 -				1:37.879	13 -	29.512 228.3	37.474 198.5	30.696	1:37.682
6 -				1:38.687	14 -	30.180 228.8	39.278 198.8	31.420	1:40.878
7 -	29.502 229.7	37.428 199.6	31.012	1:37.942	15 -	29.666 228.8	37.706 201.4	31.343	1:38.715
8 -	29.597 229.2	37.819 199.2	30.887	1:38.303	16 -	29.609 230.7	37.776 199.6	31.045	1:38.430
3		Miguel MOLINA		ESP		Dallara F306 Toyota			
1 -				1:47.349	9 -	29.711 232.2	38.206 198.5	31.265	1:39.182
2 -				1:40.117	10 -	29.814 230.2	39.216 198.5	30.996	1:40.026
3 -				1:38.810	11 -	29.801 231.7	38.372 198.1	30.747	1:38.920
4 -				1:39.194	12 -	29.751 230.2	38.120 197.4	30.852	1:38.723
5 -				1:39.023	13 -	29.535 232.7	39.156 199.2	31.096	1:39.787
6 -		1:07.875		1:38.665	14 -	29.839 229.2	38.939 200.7	31.853	1:40.631
7 -	29.616 232.2	38.357 198.8	30.888	1:38.861	15 -	29.869 230.2	38.801 200.7	31.454	1:40.124
8 -	29.916 229.7	38.579 198.1	30.722	1:39.217	16 -	30.016 229.7	37.970 199.2	31.104	1:39.090
4		Sergio JIMINEZ		BRA		Dallara F306 Toyota			
1 -				1:42.001	9 -	29.788 232.7	37.532 201.4	30.732	1:38.052
2 -				1:38.884	10 -	30.639 229.7	37.306 200.3	30.517	1:38.462
3 -				1:38.387	11 -	29.436 230.7	37.672 199.2	30.489	1:37.597
4 -				1:38.357	12 -	29.501 229.7	37.686 198.5	30.583	1:37.770
5 -				1:37.458	13 -	29.463 231.2	37.451 200.7	30.658	1:37.572
6 -				1:38.611	14 -	29.876 231.7	39.409 200.3	31.297	1:40.582
7 -	29.553 232.2	37.646 200.0	30.906	1:38.105	15 -	29.838 232.2	37.839 201.1	31.420	1:39.097
8 -	29.525 232.2	37.602 201.4	30.906	1:38.033	16 -	29.652 231.2	37.746 200.3	30.767	1:38.165

Weather/Track: Sun 14°/Dry 21°

www.mstworld.com

Page 1 of 6

Magny-Cours
Circuit Length = 4.4110 km.
Start: 16:03 End: 16:29

Printed - 16:35 Saturday, 29 April 2006

Campeonato de Espana de F3

RACE 1 - SECTOR ANALYSIS

(contd.)

5		Marco BARBA		ESP		Dallara F306 Toyota			
1 -				1:44.941	9 - 29.584 <i>230.2</i>	38.164 197.8	30.804	1:38.552	
2 -				1:38.826	10 - 31.092 227.3	37.830 196.0	31.284	1:40.206	
3 -				1:38.615	11 - 29.577 227.3	37.984 196.7	<i>30.663</i>	1:38.224	
4 -				1:38.034	12 - <i>29.524</i> 227.8	38.502 196.7	30.950	1:38.976	
5 -				1:38.195	13 - 29.832 227.8	37.922 197.8	30.894	1:38.648	
6 -				1:38.590	14 - 29.824 229.2	38.189 197.4	31.068	1:39.081	
7 -	29.527 230.2	<i>37.703</i> 199.2	30.779	1:38.009	15 - 29.896 229.2	38.112 198.8	30.946	1:38.954	
8 -	29.575 229.2	38.131 196.7	30.938	1:38.644	16 - 29.797 229.2	38.165 198.8	31.091	1:39.053	
6		Roldan RODRIGUEZ		ESP		Dallara F306 Toyota			
1 -				1:46.548	9 - 29.724 225.4	38.214 199.2	31.135	1:39.073	
2 -				1:40.002	10 - 29.829 210.1	39.400 198.5	31.052	1:40.281	
3 -				1:39.310	11 - 29.758 228.8	<i>37.770</i> 198.1	31.122	1:38.650	
4 -				1:39.158	12 - 29.718 228.3	38.163 195.6	30.912	1:38.793	
5 -				1:38.717	13 - 29.878 226.8	38.793 196.0	30.931	1:39.602	
6 -				1:38.709	14 - 29.974 226.4	39.234 195.6	30.953	1:40.161	
7 -	29.791 227.3	38.257 200.0	<i>30.887</i>	1:38.935	15 - 29.925 227.8	38.068 195.2	31.120	1:39.113	
8 -	<i>29.627</i> 230.2	37.852 <i>203.0</i>	31.836	1:39.315	16 - 30.159 226.4	37.940 196.7	31.354	1:39.453	
8		Manel CERQUEDA		AND		Dallara F306 Toyota			
1 -				1:45.460	9 - 29.523 230.7	37.833 200.0	30.857	1:38.213	
2 -				1:39.374	10 - 30.248 229.2	37.989 199.2	32.083	1:40.320	
3 -				1:39.021	11 - 30.510 228.8	38.115 199.2	31.003	1:39.628	
4 -				1:38.559	12 - 29.566 229.2	37.619 198.8	31.083	1:38.268	
5 -				1:38.550	13 - 29.558 230.2	38.101 198.8	31.048	1:38.707	
6 -				1:38.056	14 - 29.634 <i>231.2</i>	38.625 199.6	30.977	1:39.236	
7 -	<i>29.517</i> 230.2	<i>37.559</i> 201.4	30.818	1:37.894	15 - 29.599 <i>231.2</i>	37.923 201.4	31.018	1:38.540	
8 -	29.656 229.7	37.653 201.4	31.234	1:38.543	16 - 29.571 229.2	37.856 <i>201.8</i>	<i>30.815</i>	1:38.242	
9		Manuel SAEZ MERINO		ESP		Dallara F306 Toyota			
1 -				1:53.715	9 - 30.088 228.3	38.043 197.0	31.144	1:39.275	
2 -				1:41.449	10 - 29.938 227.8	39.868 197.4	31.169	1:40.975	
3 -				1:39.826	11 - 29.928 228.8	38.376 197.4	31.486	1:39.790	
4 -				1:39.943	12 - <i>29.908</i> 228.3	38.110 196.0	31.153	1:39.171	
5 -				1:39.142	13 - 30.144 227.8	37.944 197.4	31.181	1:39.269	
6 -		1:08.423 198.5		1:39.562	14 - 30.065 <i>230.2</i>	38.123 197.4	31.644	1:39.832	
7 -	30.156 229.7	38.073 198.8	31.206	1:39.435	15 - 29.961 <i>230.2</i>	38.262 198.5	<i>31.125</i>	1:39.348	
8 -	30.008 229.2	<i>37.941</i> 199.2	31.553	1:39.502	16 - 30.011 229.7	38.191 197.8	31.196	1:39.398	

Weather/Track: Sun 14°/Dry 21°

www.mstworld.com

Page 2 of 6

Magny-Cours
Circuit Length = 4.4110 km.
Start: 16:03 End: 16:29

Printed - 16:35 Saturday, 29 April 2006

Campeonato de Espana de F3

RACE 1 - SECTOR ANALYSIS

(contd.)

10	Arturo LLOBELL			ESP	Dallara F306 Toyota				
1 -			1:46.167	9 -	29.877 229.7	38.166 196.7	30.972	1:39.015	
2 -			1:39.734	10 -	29.778 228.8	38.018 197.0	30.976	1:38.772	
3 -			1:39.618	11 -	29.794 229.2	37.953 197.4	30.902	1:38.649	
4 -			1:38.924	12 -	29.760 230.2	37.831 198.8	30.878	1:38.469	
5 -			1:38.790	13 -	29.680 229.7	37.938 198.5	31.114	1:38.732	
6 -			1:38.851	14 -	29.863 230.2	38.187 199.6	31.060	1:39.110	
7 -	29.854 230.2	37.815 198.5	31.017	1:38.686	15 -	30.092 229.2	38.073 200.0	31.472	1:39.637
8 -	29.871 228.8	38.093 198.5	31.599	1:39.563	16 -	29.916 230.7	37.925 198.5	31.552	1:39.393
11	Carlos IACONELLI			BRA	Dallara F306 Toyota				
1 -			1:43.775	7 -	29.448 231.2	38.041 198.8	30.688	1:38.177	
2 -			1:38.925	8 -	29.545 229.7	37.857 199.2	30.919	1:38.321	
3 -			1:38.429	9 -	29.541 225.4	38.211 199.2	31.409	1:39.161	
4 -			1:38.431	10 -	41.338 134.1	52.371 147.3	46.865	2:20.574P	
5 -			1:38.443	11 -				X:00.000	
6 -			1:38.198						
13	Maximo CORTES			ESP	Dallara F306 Toyota				
1 -			1:42.805	9 -	29.712 230.2	37.717 200.0	30.792	1:38.221	
2 -			1:38.937	10 -	29.804 228.8	37.572 198.5	31.092	1:38.468	
3 -			1:38.420	11 -	29.872 227.8	37.966 198.5	31.157	1:38.995	
4 -			1:38.366	12 -	29.936 227.3	37.813 198.8	30.916	1:38.665	
5 -			1:38.359	13 -	29.751 227.8	38.061 198.1	31.147	1:38.959	
6 -			1:38.104	14 -	30.230 226.4	38.461 198.8	31.338	1:40.029	
7 -	29.626 229.2	37.675 201.1	30.991	1:38.292	15 -	29.849 229.2	37.812 200.7	31.093	1:38.754
8 -	29.736 229.2	37.603 199.6	31.507	1:38.846	16 -	29.895 228.8	37.904 200.7	31.988	1:39.787
14	Ricardo RISATTI			ARG	Dallara F306 Toyota				
1 -			1:39.298	9 -	29.384 229.2	37.401 198.5	30.507	1:37.292	
2 -			1:37.877	10 -	29.306 228.8	37.522 197.0	30.454	1:37.282	
3 -			1:37.539	11 -	29.376 228.3	37.536 198.1	30.572	1:37.484	
4 -			1:37.554	12 -	29.376 227.3	37.540 196.7	30.615	1:37.531	
5 -			1:37.119	13 -	29.641 227.8	37.848 197.0	30.786	1:38.275	
6 -			1:37.524	14 -	30.103 227.8	37.728 199.6	31.357	1:39.188	
7 -	29.441 228.3	37.546 198.5	30.374	1:37.361	15 -	29.579 229.2	37.706 199.2	30.706	1:37.991
8 -	29.423 228.3	37.442 198.8	30.610	1:37.475	16 -	29.494 229.7	37.819 198.8	31.474	1:38.787

Weather/Track: Sun 14°/Dry 21°

www.mstworld.com

Page 3 of 6

Magny-Cours
Circuit Length = 4.4110 km.
Start: 16:03 End: 16:29

Printed - 16:35 Saturday, 29 April 2006

Campeonato de Espana de F3

RACE 1 - SECTOR ANALYSIS

(contd.)

15		Nii MONSERRAT		ESP		Dallara F306 Toyota			
1 -				1:49.802	9 - 29.963 230.2	38.009 199.2	30.920	1:38.892	
2 -				1:41.807	10 - 29.645 230.7	37.981 199.2	30.742	1:38.368	
3 -				1:39.887	11 - 29.691 228.8	38.053 199.6	31.019	1:38.763	
4 -				1:39.231	12 - 29.687 229.7	38.287 199.2	30.774	1:38.748	
5 -				1:38.513	13 - 29.756 229.7	37.972 199.6	30.790	1:38.518	
6 -		1:07.787 200.0		1:38.744	14 - 29.744 231.2	38.257 200.7	31.287	1:39.288	
7 -	29.659 231.7	38.078 200.0	31.170	1:38.907	15 - 29.630 237.8	38.320 200.0	31.019	1:38.969	
8 -	29.674 230.2	38.220 200.3	31.515	1:39.409	16 - 29.733 232.2	38.086 200.3	31.203	1:39.022	
17		Adrian CAMPOS JNR		ESP		Dallara F300 Toyota		C	
1 -				1:50.336	9 - 30.092 226.8	39.125 196.0	31.477	1:40.694	
2 -				1:42.153	10 - 30.374 225.9	38.954 195.2	32.436	1:41.764	
3 -				1:40.740	11 - 30.288 225.9	38.906 197.4	31.717	1:40.911	
4 -				1:40.909	12 - 30.189 226.8	39.162 195.2	31.424	1:40.775	
5 -				1:41.431	13 - 30.035 227.8	38.389 196.7	31.679	1:40.103	
6 -		1:09.247 197.8		1:40.848	14 - 30.137 228.3	38.788 197.8	31.671	1:40.596	
7 -	30.079 228.3	39.061 198.1	31.608	1:40.748	15 - 30.170 228.3	38.729 196.7	31.586	1:40.485	
8 -	30.007 227.3	38.615 197.4	31.401	1:40.023	16 - 29.978 228.3	38.689 196.7	31.589	1:40.256	
18		German SANCHEZ FLOR		ESP		Dallara F300 Toyota		C	
1 -				1:54.981	9 - 30.146 231.7	38.421 198.1	31.412	1:39.979	
2 -				1:42.398	10 - 30.064 229.7	38.438 197.8	31.651	1:40.153	
3 -				1:42.355	11 - 29.913 230.2	38.353 198.1	31.421	1:39.687	
4 -				1:40.508	12 - 29.871 230.7	38.564 197.8	31.429	1:39.864	
5 -				1:41.681	13 - 30.117 230.7	38.272 198.5	31.595	1:39.984	
6 -		1:09.589 188.4		1:42.095	14 - 29.989 231.2	38.773 198.5	31.794	1:40.556	
7 -	30.678 218.1	39.128 198.5	31.440	1:41.246	15 - 30.450 232.2	38.308 198.5	31.489	1:40.247	
8 -	30.015 231.7	39.100 198.8	31.757	1:40.872	16 - 30.109 230.2	40.878 184.6	34.361	1:45.348	
19		Juan POLAR		PER		Dallara F300 Toyota		C	
1 -				1:47.948	9 - 30.818 234.7	38.851 198.1	31.832	1:41.501	
2 -				1:40.253	10 - 29.840 232.7	38.919 196.7	30.993	1:39.752	
3 -				1:39.204	11 - 29.927 230.7	38.164 197.4	31.014	1:39.105	
4 -				1:39.499	12 - 29.895 229.7	38.269 195.6	31.300	1:39.464	
5 -				1:39.157	13 - 29.965 231.2	38.218 196.3	31.072	1:39.255	
6 -		1:07.989 197.0		1:39.284	14 - 30.144 230.7	38.625 196.0	31.493	1:40.262	
7 -	29.978 233.7	39.084 198.5	31.121	1:40.183	15 - 30.135 232.2	38.494 196.7	31.442	1:40.071	
8 -	29.973 231.2	38.292 197.0	32.286	1:40.551	16 - 30.145 231.2	38.612 198.5	32.054	1:40.811	

Weather/Track: Sun 14°/Dry 21°

www.mstworld.com

Page 4 of 6

Magny-Cours
Circuit Length = 4.4110 km.
Start: 16:03 End: 16:29

Printed - 16:35 Saturday, 29 April 2006

Campeonato de Espana de F3

RACE 1 - SECTOR ANALYSIS

(contd.)

20	Ignacio CHAR			ARG	Dallara F300 Toyota			C
1 -			1:52.835	8 -	31.415 225.4	39.405 198.1	32.853	1:43.673
2 -			1:43.789	9 -	31.385 225.9	39.678 196.7	33.459	1:44.522
3 -			1:41.833	10 -	31.147 226.4	39.172 196.3	32.327	1:42.646
4 -			1:41.483	11 -	31.011 227.3	41.467 188.4	35.907	1:48.385
5 -			1:41.607	12 -	31.696 226.8	41.106 195.6	37.635	1:50.437
6 -	1:10.747 200.3		1:43.035	13 -	33.554 226.8	41.764 194.2	36.742	1:52.060P
7 -	30.448 234.7	42.675 196.7	33.302					
24	Iago REGO			ESP	Dallara F300 Toyota			C
1 -			1:51.374	8 -	30.407 228.3	40.300 197.4	32.207	1:42.914
2 -			1:41.997	9 -	30.416 227.3	39.670 194.9	32.766	1:42.852
3 -			1:41.212	10 -	30.758 228.8	39.524 194.9	34.428	1:44.710
4 -			1:42.463	11 -	34.713 210.1	44.225 190.1	37.360	1:56.298
5 -			1:41.970	12 -	36.618 200.0	47.953 188.1	40.466	2:05.037
6 -	1:09.457 197.0		1:43.333	13 -	41.490 170.0	57.871 162.1	43.441	2:22.802
7 -	30.306 230.2	39.624 197.4	32.512	14 -	43.802 189.8	50.195 177.9	44.708	2:18.705
25	Carlos COSIDO LOPEZ			ESP	Dallara F300 Toyota			C
1 -			1:49.583	6 -		1:25.744 193.5		1:57.595
2 -			1:41.589	7 -	30.616 229.7	39.038 196.7	31.644	1:41.298
3 -			1:41.540	8 -	33.299 213.0	39.411 195.6	32.151	1:44.861
4 -			1:40.485	9 -	30.772 226.8	38.855 195.6	32.936	1:42.563
5 -			1:40.145	10 -	30.826 232.7	39.860 195.6	31.974	1:42.660
26	Antonio RUBIEJO			ESP	Dallara F300 Toyota			C
1 -			1:53.206	3 -				1:42.253
2 -			1:43.769	4 -				1:41.576
27	German LOPEZ BALBOA			ESP	Dallara F300 Toyota			C
1 -			1:51.814	9 -	30.901 222.6	39.266 191.1	32.159	1:42.326
2 -			1:42.885	10 -	30.674 219.9	38.960 190.1	32.567	1:42.201
3 -			1:41.674	11 -	30.918 214.2	39.455 189.1	35.480	1:45.853
4 -			1:42.482	12 -	35.468 212.1	39.436 193.5	33.866	1:48.770
5 -			1:42.043	13 -	39.639 206.5	40.343 192.5	33.417	1:53.399
6 -	1:10.433 187.5		1:42.660	14 -	31.924 208.4	39.565 193.2	34.558	1:46.047
7 -	31.098 208.4	51.208 189.8	32.700	15 -	31.487 217.3	39.324 195.2	33.512	1:44.323
8 -	30.961 224.5	39.459 194.9	32.759					

Weather/Track: Sun 14°/Dry 21°

www.mstworld.com

Page 5 of 6

Magny-Cours
Circuit Length = 4.4110 km.
Start: 16:03 End: 16:29

Printed - 16:35 Saturday, 29 April 2006

Campeonato de Espana de F3

RACE 1 - SECTOR ANALYSIS

(contd.)

28		Jose PAMPLO		ESP	Dallara F300 Toyota			C
1 -				1:55.674	9 - 30.326 231.7	39.405 191.8	31.925	1:41.656
2 -				1:43.292	10 - 30.594 230.2	39.988 193.5	32.070	1:42.652
3 -				1:42.191	11 - 30.297 235.2	41.251 190.4	37.174	1:48.722
4 -				1:41.804	12 - 30.609 233.2	40.965 195.6	33.370	1:44.944
5 -				1:41.643	13 - 30.345 229.2	39.555 192.5	31.837	1:41.737
6 -		1:10.132 191.8		1:42.268	14 - 30.199 232.7	39.436 193.8	32.239	1:41.874
7 -	30.375 231.7	41.112 194.2	32.972	1:44.459	15 - 30.513 231.2	39.452 194.2	32.012	1:41.977
8 -	35.478 204.9	40.023 193.8	31.869	1:47.370	16 - 31.083 229.2	39.968 192.5	33.679	1:44.730

30		Javier VILLA		ESP	Dallara F300 Toyota			I
1 -				1:40.103	9 - 29.238 235.2	38.341 199.6	30.881	1:38.460
2 -				1:38.112	10 - 29.310 234.7	37.467 200.0	30.790	1:37.567
3 -				1:37.815	11 - 29.170 234.7	37.857 199.6	30.923	1:37.950
4 -				1:38.019	12 - 29.526 231.7	37.939 198.5	31.048	1:38.513
5 -				1:37.281	13 - 29.333 233.2	37.872 198.5	32.232	1:39.437
6 -				1:37.320	14 - 30.173 231.7	38.160 199.2	31.244	1:39.577
7 -	29.186 234.7	37.626 199.2	30.511	1:37.323	15 - 30.131 232.7	37.947 200.0	30.979	1:39.057
8 -	29.245 235.2	37.739 201.1	30.626	1:37.610	16 - 29.355 234.2	37.879 199.6	30.954	1:38.188

Weather/Track: Sun 14°/Dry 21°

www.mstworld.com

Page 6 of 6

Magny-Cours
Circuit Length = 4.4110 km.
Start: 16:03 End: 16:29

Printed - 16:35 Saturday, 29 April 2006

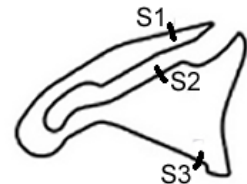
Campeonato de Espana de F3

Race 1 - Best Sector Speeds Report

SECTOR 1				SECTOR 2				SECTOR 3				
POS	NO	NAME	SPEED	LAP	NO	NAME	SPEED	LAP	NO	NAME	SPEED	LAP
1	15	MONSERRAT	237.8	15	6	RODRIGUEZ	203.0	8				
2	28	PAMPLO	235.2	11	8	CERQUEDA	201.8	16				
3	30	VILLA	235.2	8	2	PROST	201.4	15				
4	19	POLAR	234.7	9	4	BARBOZA	201.4	8				
5	20	CHAR	234.7	7	13	CORTES	201.1	7				
6	3	MOLINA	233.2	9	30	VILLA	201.1	8				
7	4	BARBOZA	232.7	9	3	MOLINA	200.7	14				
8	25	COSIDO LOPE	232.7	10	15	MONSERRAT	200.7	14				
9	18	SANCHEZ FLO	232.2	15	20	CHAR	200.3	6				
10	8	CERQUEDA	231.2	14	10	LLOBELL	200.0	15				
11	11	IACONELLI	231.2	7	14	RISATTI	199.6	14				
12	1	MARTINEZ UC	230.7	7	1	MARTINEZ UC	199.2	13				
13	2	PROST	230.7	16	5	BARBA	199.2	7				
14	10	LLOBELL	230.7	16	9	SAEZ MERINO	199.2	8				
15	5	BARBA	230.2	7	11	IACONELLI	199.2	8				
16	6	RODRIGUEZ	230.2	8	18	SANCHEZ FLO	198.8	8				
17	9	SAEZ MERINO	230.2	14	19	POLAR	198.5	7				
18	13	CORTES	230.2	9	17	CAMPOS JNR	198.1	7				
19	24	REGO	230.2	7	24	REGO	197.4	7				
20	14	RISATTI	229.7	16	25	COSIDO LOPE	196.7	7				
21	17	CAMPOS JNR	228.3	7	28	PAMPLO	195.6	12				
22	27	LOPEZ BALBO	224.5	8	27	LOPEZ BALBO	195.2	15				



Weather/Track: Sun 14°/Dry 21°



Circuit Length - 4.4110 kilometres
Circuit de Nevers
Magny Cours

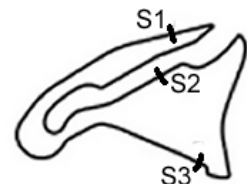
Campeonato de Espana de F3 Race 1 - Best Sector Times Report

POS	NO	SECTOR 1		SECTOR 2		SECTOR 3		IDEAL/BEST LAP COMPARISON							
		TIME	LAP	NO	TIME	LAP	NO	TIME	LAP	NO	NAME	IDEAL	BEST	LAP	DIFF
1	30	29.170	11	4	37.306	10	14	30.374	7	14	RISATTI	1:37.081	1:37.119	5	+ 0.038
2	14	29.306	10	2	37.396	11	4	30.489	11	30	VILLA	1:37.148	1:37.281	5	+ 0.133
3	4	29.436	11	14	37.401	9	2	30.503	11	4	BARBOZA	1:37.231	1:37.458	5	+ 0.227
4	2	29.448	11	1	37.455	13	30	30.511	7	2	PROST	1:37.347	1:37.347	11	+ 0.000
5	11	29.448	7	30	37.467	10	5	30.663	11	5	BARBA	1:37.890	1:38.009	7	+ 0.119
6	8	29.517	7	8	37.559	7	11	30.688	7	8	CERQUEDA	1:37.891	1:37.894	7	+ 0.003
7	5	29.524	12	13	37.572	10	3	30.722	8	13	CORTES	1:37.990	1:38.104	6	+ 0.114
8	3	29.535	13	5	37.703	7	15	30.742	10	11	IACONELLI	1:37.993	1:38.177	7	+ 0.184
9	13	29.626	7	6	37.770	11	1	30.769	11	1	MARTINEZ	1:38.031	1:38.276	10	+ 0.245
10	6	29.627	8	10	37.815	7	13	30.792	9	3	MOLINA	1:38.227	1:38.665	6	+ 0.438
11	15	29.630	15	11	37.857	8	8	30.815	16	6	RODRIGUEZ	1:38.284	1:38.650	11	+ 0.366
12	10	29.680	13	9	37.941	8	10	30.878	12	15	MONSERRAT	1:38.344	1:38.368	10	+ 0.024
13	1	29.807	7	3	37.970	16	6	30.887	7	10	LLOBELL	1:38.373	1:38.469	12	+ 0.096
14	19	29.840	10	15	37.972	13	19	30.993	10	9	SAEZ MERIN	1:38.974	1:39.142	5	+ 0.168
15	18	29.871	12	19	38.164	11	9	31.125	15	19	POLAR	1:38.997	1:39.105	11	+ 0.108
16	9	29.908	12	18	38.272	13	17	31.401	8	18	SANCHEZ FL	1:39.555	1:39.687	11	+ 0.132
17	17	29.978	16	17	38.389	13	18	31.412	9	17	CAMPOS JN	1:39.768	1:40.023	8	+ 0.255
18	28	30.199	14	25	38.855	9	25	31.644	7	25	COSIDO LOP	1:41.115	1:40.145	5	+ 0.970
19	24	30.306	7	27	38.960	10	28	31.837	13	28	PAMPLO	1:41.441	1:41.643	5	+ 0.202
20	20	30.448	7	20	39.172	10	27	32.159	9	27	LOPEZ BALB	1:41.793	1:41.674	3	+ 0.119
21	25	30.616	7	28	39.405	9	24	32.207	8	20	CHAR	1:41.947	1:41.483	4	+ 0.464
22	27	30.674	10	24	39.524	10	20	32.327	10	24	REGO	1:42.037	1:41.212	3	+ 0.825

'Perfect Lap' - 1:36.850



Weather/Track: Sun 14°/Dry 21°



Circuit Length - 4.4110 kilometres
Circuit de Nevers
Magny Cours

Campeonato de Espana de F3

LAP CHART - RACE 1

Lap 1			Lap 2			Lap 3			Lap 4			Lap 5		
No	Behind	Laptime	No	Behind	Laptime	No	Behind	Laptime	No	Behind	Laptime	No	Behind	Laptime
14		1:39.298	14		1:37.877	14		1:37.539	14		1:37.554	14		1:37.119
30	0.805	1:40.103	30	1.040	1:38.112	30	1.316	1:37.815	30	1.781	1:38.019	30	1.943	1:37.281
2	2.048	1:41.346	2	3.123	1:38.952	2	3.870	1:38.286	2	4.546	1:38.230	2	5.306	1:37.879
4	2.703	1:42.001	4	3.710	1:38.884	4	4.558	1:38.387	4	5.361	1:38.357	4	5.700	1:37.458
13	3.507	1:42.805	13	4.567	1:38.937	13	5.448	1:38.420	13	6.260	1:38.366	13	7.500	1:38.359
11	4.477	1:43.775	11	5.525	1:38.925	11	6.415	1:38.429	11	7.292	1:38.431	11	8.616	1:38.443
5	5.643	1:44.941	5	6.592	1:38.826	5	7.668	1:38.615	5	8.148	1:38.034	5	9.224	1:38.195
8	6.162	1:45.460	8	7.659	1:39.374	8	9.141	1:39.021	8	10.146	1:38.559	8	11.577	1:38.550
10	6.869	1:46.167	10	8.726	1:39.734	10	10.805	1:39.618	10	12.175	1:38.924	10	13.846	1:38.790
6	7.250	1:46.548	6	9.375	1:40.002	6	11.146	1:39.310	6	12.750	1:39.158	6	14.348	1:38.717
1	7.601	1:46.899	1	9.851	1:40.127	3	11.562	1:38.810	3	13.202	1:39.194	3	15.106	1:39.023
3	8.051	1:47.349	3	10.291	1:40.117	1	12.098	1:39.786	1	13.863	1:39.319	1	15.607	1:38.863
19	8.650	1:47.948	19	11.026	1:40.253	19	12.691	1:39.204	19	14.636	1:39.499	19	16.674	1:39.157
25	10.285	1:49.583	25	13.997	1:41.589	15	16.782	1:39.887	15	18.459	1:39.231	15	19.853	1:38.513
15	10.504	1:49.802	15	14.434	1:41.807	25	17.998	1:41.540	25	20.929	1:40.485	25	23.955	1:40.145
17	11.038	1:50.336	17	15.314	1:42.153	17	18.515	1:40.740	17	21.870	1:40.909	9	24.688	1:39.142
24	12.076	1:51.374	24	16.196	1:41.997	24	19.869	1:41.212	9	22.665	1:39.943	17	26.182	1:41.431
27	12.516	1:51.814	27	17.524	1:42.885	9	20.276	1:39.826	24	24.778	1:42.463	24	29.629	1:41.970
20	13.537	1:52.835	9	17.989	1:41.449	27	21.659	1:41.674	27	26.587	1:42.482	27	31.511	1:42.043
26	13.908	1:53.206	20	19.449	1:43.789	20	23.743	1:41.833	20	27.672	1:41.483	20	32.160	1:41.607
9	14.417	1:53.715	26	19.800	1:43.769	26	24.514	1:42.253	18	27.974	1:40.508	18	32.536	1:41.681
18	15.683	1:54.981	18	20.204	1:42.398	18	25.020	1:42.355	26	28.536	1:41.576	28	35.217	1:41.643
28	16.376	1:55.674	28	21.791	1:43.292	28	26.443	1:42.191	28	30.693	1:41.804			

Weather/Track: Sun 14°/Dry 21°

Magny-Cours
Circuit Length = 4.4110 km.
Start: 16:03 End: 16:29

Campeonato de Espana de F3

LAP CHART - RACE 1

(contd.)

Lap 6			Lap 7			Lap 8			Lap 9			Lap 10		
No	Behind	Laptime	No	Behind	Laptime	No	Behind	Laptime	No	Behind	Laptime	No	Behind	Laptime
14		1:37.524	14		1:37.361	14		1:37.475	14		1:37.292	14		1:37.282
30	1.739	1:37.320	30	1.701	1:37.323	30	1.836	1:37.610	30	3.004	1:38.460	30	3.289	1:37.567
2	6.469	1:38.687	2	7.050	1:37.942	2	7.878	1:38.303	2	8.672	1:38.086	2	9.228	1:37.838
4	6.787	1:38.611	4	7.531	1:38.105	4	8.089	1:38.033	4	8.849	1:38.052	4	10.029	1:38.462
13	8.080	1:38.104	13	9.011	1:38.292	13	10.382	1:38.846	13	11.311	1:38.221	13	12.497	1:38.468
11	9.290	1:38.198	11	10.106	1:38.177	11	10.952	1:38.321	11	12.821	1:39.161	5	16.291	1:40.206
5	10.290	1:38.590	5	10.938	1:38.009	5	12.107	1:38.644	5	13.367	1:38.552	8	17.669	1:40.320
8	12.109	1:38.056	8	12.642	1:37.894	8	13.710	1:38.543	8	14.631	1:38.213	10	21.799	1:38.772
10	15.173	1:38.851	10	16.498	1:38.686	10	18.586	1:39.563	10	20.309	1:39.015	6	23.727	1:40.281
6	15.533	1:38.709	6	17.107	1:38.935	6	18.947	1:39.315	6	20.728	1:39.073	3	24.123	1:40.026
3	16.247	1:38.665	3	17.747	1:38.861	3	19.489	1:39.217	3	21.379	1:39.182	15	27.239	1:38.368
1	16.775	1:38.692	1	18.246	1:38.832	19	24.332	1:40.551	15	26.153	1:38.892	1	28.287	1:38.276
19	18.434	1:39.284	19	21.256	1:40.183	15	24.553	1:39.409	1	27.293	1:39.756	19	31.011	1:39.752
15	21.073	1:38.744	15	22.619	1:38.907	1	24.829	1:44.058	19	28.541	1:41.501	9	36.503	1:40.975
9	26.726	1:39.562	9	28.800	1:39.435	9	30.827	1:39.502	9	32.810	1:39.275	17	43.325	1:41.764
17	29.506	1:40.848	17	32.893	1:40.748	17	35.441	1:40.023	17	38.843	1:40.694	18	49.947	1:40.153
24	35.438	1:43.333	24	40.519	1:42.442	18	44.389	1:40.872	18	47.076	1:39.979	11	56.113	2:20.574P
27	36.647	1:42.660	18	40.992	1:41.246	24	45.958	1:42.914	24	51.518	1:42.852	24	58.946	1:44.710
18	37.107	1:42.095	20	46.735	1:46.425	20	52.933	1:43.673	20	1:00.163	1:44.522	20	1:05.527	1:42.646
20	37.671	1:43.035	28	47.059	1:44.459	25	55.349	1:44.861	25	1:00.620	1:42.563	25	1:05.998	1:42.660
28	39.961	1:42.268	25	47.963	1:41.298	28	56.954	1:47.370	28	1:01.318	1:41.656	28	1:06.688	1:42.652
25	44.026	1:57.595	27	54.292	1:55.006	27	59.996	1:43.179	27	1:05.030	1:42.326	27	1:09.949	1:42.201

Weather/Track: Sun 14°/Dry 21°

Campeonato de Espana de F3

LAP CHART - RACE 1

(contd.)

Lap 11			Lap 12			Lap 13			Lap 14			Lap 15		
No	Behind	Laptime	No	Behind	Laptime	No	Behind	Laptime	No	Behind	Laptime	No	Behind	Laptime
14		1:37.484	14		1:37.531	14		1:38.275	14		1:39.188	14		1:37.991
30	3.755	1:37.950	30	4.737	1:38.513	30	5.899	1:39.437	20	1 LAP	1:52.060P	30	7.354	1:39.057
2	9.091	1:37.347	2	9.752	1:38.192	24	1 LAP	2:05.037	27	1 LAP	1:53.399	2	11.573	1:38.715
4	10.142	1:37.597	4	10.381	1:37.770	2	9.159	1:37.682	30	6.288	1:39.577	4	12.178	1:39.097
13	14.008	1:38.995	13	15.142	1:38.665	4	9.678	1:37.572	2	10.849	1:40.878	27	1 LAP	1:46.047
5	17.031	1:38.224	5	18.476	1:38.976	13	15.826	1:38.959	4	11.072	1:40.582	13	17.430	1:38.754
8	19.813	1:39.628	8	20.550	1:38.268	5	18.849	1:38.648	13	16.667	1:40.029	5	19.705	1:38.954
10	22.964	1:38.649	10	23.902	1:38.469	8	20.982	1:38.707	5	18.742	1:39.081	8	21.579	1:38.540
6	24.893	1:38.650	6	26.155	1:38.793	10	24.359	1:38.732	8	21.030	1:39.236	10	25.927	1:39.637
3	25.559	1:38.920	3	26.751	1:38.723	6	27.482	1:39.602	10	24.281	1:39.110	6	29.577	1:39.113
15	28.518	1:38.763	15	29.735	1:38.748	3	28.263	1:39.787	6	28.455	1:40.161	15	31.056	1:38.969
1	29.144	1:38.341	1	30.475	1:38.862	15	29.978	1:38.518	3	29.706	1:40.631	3	31.839	1:40.124
19	32.632	1:39.105	19	34.565	1:39.464	1	30.591	1:38.391	15	30.078	1:39.288	1	33.287	1:40.847
9	38.809	1:39.790	9	40.449	1:39.171	19	35.545	1:39.255	1	30.431	1:39.028	19	38.699	1:40.071
17	46.752	1:40.911	17	49.996	1:40.775	9	41.443	1:39.269	19	36.619	1:40.262	9	43.444	1:39.348
18	52.150	1:39.687	18	54.483	1:39.864	17	51.824	1:40.103	9	42.087	1:39.832	17	55.726	1:40.485
20	1:16.428	1:48.385	28	1:25.339	1:44.944	18	56.192	1:39.984	24	1 LAP	2:22.802	18	59.816	1:40.247
24	1:17.760	1:56.298	20	1:29.334	1:50.437	28	1:28.801	1:41.737	17	53.232	1:40.596	24	1 LAP	2:18.705
28	1:17.926	1:48.722	27	1:29.557	1:48.770				18	57.560	1:40.556	28	1:35.473	1:41.977
27	1:18.318	1:45.853							28	1:31.487	1:41.874			

Weather/Track: Sun 14°/Dry 21°

www.mstworld.com

Page 3 of 4

Magny-Cours
Circuit Length = 4.4110 km.
Start: 16:03 End: 16:29

Printed - 16:36 Saturday, 29 April 2006

**Campeonato de Espana de F3
LAP CHART - RACE 1**

(contd.)


Lap 16			Lap 17			Lap 18			Lap 19			Lap 20		
No	Behind	Laptime	No	Behind	Laptime	No	Behind	Laptime	No	Behind	Laptime	No	Behind	Laptime
14		1:38.787												
30	6.755	1:38.188												
2	11.216	1:38.430												
4	11.556	1:38.165												
13	18.430	1:39.787												
27	1 LAP	1:44.323												
5	19.971	1:39.053												
8	21.034	1:38.242												
10	26.533	1:39.393												
11	5 LAPS	9:20.525												
6	30.243	1:39.453												
15	31.291	1:39.022												
3	32.142	1:39.090												
1	33.397	1:38.897												
19	40.723	1:40.811												
9	44.055	1:39.398												
17	57.195	1:40.256												
18	1:06.377	1:45.348												
28	1:41.416	1:44.730												

Weather/Track: Sun 14°/Dry 21°

Campeonato de Espana de F3 GRID FOR RACE 2

ROW 12	26 RUBIEJO	25 COSIDO LOPEZ
ROW 11	11 IACONELLI	20 CHAR
ROW 10	24 REGO	27 LOPEZ BALBOA
ROW 9	28 PAMPLO	18 SANCHEZ FLOR
ROW 8	17 CAMPOS JNR	9 SAEZ MERINO
ROW 7	19 POLAR	1 MARTINEZ UCHA
ROW 6	3 MOLINA	15 MONSERRAT
ROW 5	6 RODRIGUEZ	10 LLOBELL
ROW 4	8 CERQUEDA	14 RISATTI
ROW 3	30 VILLA	2 PROST
ROW 2	4 JIMINEZ	13 CORTES
ROW 1	5 BARBA	

POLE



Magny-Cours
Circuit Length = 4.4110 km.

Race Director:

Steward:

Timekeeper:

Campeonato de Espana de F3 WARM UP

POS	NO	CL	DRIVER	NAT	CAR	TIME	LAPS	GAP	KPH
1	4		Sergio JIMINEZ	BRA	Dallara F306 Toyota	1:36.564	9		164.44
2	5		Marco BARBA	ESP	Dallara F306 Toyota	1:37.580	8	1.016	162.73
3	14		Ricardo RISATTI	ARG	Dallara F306 Toyota	1:37.617	9	1.053	162.67
4	11		Carlos IACONELLI	BRA	Dallara F306 Toyota	1:37.657	9	1.093	162.60
5	2		Nicolas PROST	FRA	Dallara F306 Toyota	1:37.873	9	1.309	162.24
6	6		Roldan RODRIGUEZ	ESP	Dallara F306 Toyota	1:37.973	7	1.409	162.08
7	15		Nii MONSERRAT	ESP	Dallara F306 Toyota	1:38.081	9	1.517	161.90
8	3		Miguel MOLINA	ESP	Dallara F306 Toyota	1:38.196	9	1.632	161.71
9	13		Maximo CORTES	ESP	Dallara F306 Toyota	1:38.341	8	1.777	161.47
10	30	I	Javier VILLA	ESP	Dallara F300 Toyota	1:38.794	7	2.230	160.73
11	24	C	Iago REGO	ESP	Dallara F300 Toyota	1:38.873	8	2.309	160.60
12	1		Marcos MARTINEZ UCHA	ESP	Dallara F306 Toyota	1:38.958	9	2.394	160.46
13	10		Arturo LLOBELL	ESP	Dallara F306 Toyota	1:39.250	9	2.686	159.99
14	19	C	Juan POLAR	PER	Dallara F300 Toyota	1:39.291	8	2.727	159.93
15	9		Manuel SAEZ MERINO	ESP	Dallara F306 Toyota	1:39.817	8	3.253	159.08
16	18	C	German SANCHEZ FLOR	ESP	Dallara F300 Toyota	1:40.028	7	3.464	158.75
17	8		Manel CERQUEDA	AND	Dallara F306 Toyota	1:40.472	6	3.908	158.05
18	17	C	Adrian CAMPOS JNR	ESP	Dallara F300 Toyota	1:41.131	7	4.567	157.02
19	20	C	Ignacio CHAR	ARG	Dallara F300 Toyota	1:42.766	8	6.202	154.52
20	26	C	Antonio RUBIEJO	ESP	Dallara F300 Toyota	1:43.300	8	6.736	153.72
21	27	C	German LOPEZ BALBOA	ESP	Dallara F300 Toyota	1:43.399	7	6.835	153.57
22	25	C	Carlos COSIDO LOPEZ	ESP	Dallara F300 Toyota	1:53.372	4	16.808	140.06
23	28	C	Jose PAMPLO	ESP	Dallara F300 Toyota	2:16.984	5	40.420	115.92

Weather/Track: Sun 8°/Dry 8°

Magny-Cours
Circuit Length = 4.4110 km.
Start: 09:50 End: 10:05

Race Director:	Steward:	Timekeeper:
----------------	----------	-------------

Campeonato de Espana de F3 WARM UP - SECTOR ANALYSIS

1	Marcos MARTINEZ UCHA			ESP	Dallara F306 Toyota				
1 -				1:59.159	6 -	29.974 223.6	38.095 196.0	<i>30.889</i>	1:38.958
2 -	33.339 191.4	41.555 192.5	35.850	1:50.744	7 -	<i>29.798</i> 225.0	<i>37.856</i> 196.0	32.528	1:40.182
3 -	31.055 201.4	39.256 196.7	38.225	1:48.536	8 -	30.557 223.6	38.357 196.3	32.075	1:40.989
4 -	30.788 222.2	39.449 195.6	31.662	1:41.899	9 -	30.583 <i>225.4</i>	38.126 <i>197.0</i>	32.949	1:41.658
5 -	30.042 223.6	38.780 195.6	31.275	1:40.097					
2	Nicolas PROST			FRA	Dallara F306 Toyota				
1 -		2:15.356 164.6		2:53.084	6 -	<i>29.617</i> <i>225.0</i>	38.369 196.3	33.591	1:41.577
2 -	31.906 218.6	41.566 192.8	32.697	1:46.169	7 -	29.661 223.6	37.679 196.7	30.828	1:38.168
3 -	30.303 221.3	39.409 195.6	32.315	1:42.027	8 -	29.790 224.0	40.920 172.8	33.387	1:44.097
4 -	30.096 222.2	38.308 <i>197.0</i>	34.927	1:43.331	9 -	29.712 224.5	<i>37.590</i> 196.7	<i>30.571</i>	1:37.873
5 -	29.966 222.6	38.855 196.0	30.933	1:39.754					
3	Miguel MOLINA			ESP	Dallara F306 Toyota				
1 -				2:22.950	6 -	29.681 224.0	38.074 196.0	30.695	1:38.450
2 -	32.181 221.3	40.117 196.3	32.356	1:44.654	7 -	29.692 224.5	<i>37.858</i> <i>197.0</i>	30.735	1:38.285
3 -	30.470 222.6	39.191 196.0	31.566	1:41.227	8 -	<i>29.530</i> 225.9	38.030 196.3	<i>30.636</i>	1:38.196
4 -	29.826 223.6	38.354 196.7	31.078	1:39.258	9 -	29.664 <i>228.3</i>	38.568 196.0	32.266	1:40.498
5 -	29.642 224.5	38.306 196.3	31.023	1:38.971					
4	Sergio JIMINEZ			BRA	Dallara F306 Toyota				
1 -		2:34.268 138.1		3:14.053	6 -	29.505 225.0	37.686 196.7	30.445	1:37.636
2 -	37.845 148.3	44.192 196.0	34.922	1:56.959	7 -	29.325 <i>225.4</i>	37.396 196.7	30.427	1:37.148
3 -	31.717 220.8	40.079 196.7	32.285	1:44.081	8 -	29.308 225.0	37.057 <i>197.4</i>	<i>30.199</i>	1:36.564
4 -	32.775 219.0	38.596 196.7	30.927	1:42.298	9 -	29.311 225.0	<i>37.014</i> 196.3	30.378	1:36.703
5 -	29.769 223.6	37.592 196.3	30.728	1:38.089					
5	Marco BARBA			ESP	Dallara F306 Toyota				
1 -		1:57.792 186.5		2:34.264	5 -	30.386 221.7	38.841 194.9	31.016	1:40.243
2 -	32.184 219.9	40.751 196.0	33.244	1:46.179	6 -	29.776 224.5	37.552 <i>197.0</i>	30.641	1:37.969
3 -	30.363 222.6	39.174 194.9	33.817	1:43.354P	7 -	29.613 224.5	37.559 196.0	<i>30.408</i>	1:37.580
4 -	2:29.914 213.4	42.105 193.2	33.077	3:45.096	8 -	<i>29.481</i> <i>225.0</i>	<i>37.467</i> 196.0	30.663	1:37.611

Weather/Track: Sun 8°/Dry 8°

www.mstworld.com

Page 1 of 4

Magny-Cours
Circuit Length = 4.4110 km.
Start: 09:50 End: 10:05

Printed - 10:10 Sunday, 30 April 2006

Campeonato de Espana de F3 WARM UP - SECTOR ANALYSIS

(contd.)

6	Roldan RODRIGUEZ			ESP	Dallara F306 Toyota			
1 -		1:57.135 186.5		2:35.295	5 - 29.919 224.0	39.115 193.8	31.138	1:40.172
2 -	36.276 187.5	46.707 187.5	35.085	1:58.068	6 - 29.659 225.0	37.739 196.3	30.575	1:37.973
3 -	32.429 215.1	42.201 194.5	35.908	1:50.538P	7 - 29.966 223.6	38.948 194.9	35.317	1:44.231P
4 -	2:25.495 219.5	39.882 192.1	31.910	3:37.287				
8	Manel CERQUEDA			AND	Dallara F306 Toyota			
1 -		2:21.075 188.8		2:58.711	4 - 30.186 224.0	38.756 198.5	31.709	1:40.651
2 -	34.568 220.4	41.443 196.7	33.801	1:49.812	5 - 29.981 206.1	39.285 197.0	31.206	1:40.472
3 -	30.102 224.5	39.565 196.7	32.363	1:42.030	6 - 33.327 131.3	48.908 167.1	40.396	2:02.631P
9	Manuel SAEZ MERINO			ESP	Dallara F306 Toyota			
1 -		2:07.142 162.1		2:43.431	5 - 30.237 222.2	38.242 195.6	31.338	1:39.817
2 -	32.564 218.6	41.495 193.2	33.808	1:47.867	6 - 30.027 223.6	40.380 194.5	31.124	1:41.531
3 -	30.880 222.2	39.167 194.5	32.412	1:42.459	7 - 30.027 222.6	37.830 195.2	34.048	1:41.905P
4 -	30.438 220.8	38.549 195.6	31.756	1:40.743	8 - 2:19.327 221.3	39.025 195.2	31.795	3:30.147
10	Arturo LLOBELL			ESP	Dallara F306 Toyota			
1 -		2:11.379 173.9		2:49.332	6 - 30.263 220.4	38.270 195.2	31.976	1:40.509
2 -	34.399 195.2	45.037 180.6	35.054	1:54.490	7 - 30.412 222.2	38.361 193.8	31.088	1:39.861
3 -	31.654 210.9	40.230 195.6	32.854	1:44.738	8 - 30.101 220.8	38.244 196.0	31.133	1:39.478
4 -	30.603 220.8	39.165 196.7	35.116	1:44.884	9 - 30.049 223.6	38.220 194.5	30.981	1:39.250
5 -	30.192 221.3	38.159 196.3	31.659	1:40.010				
11	Carlos IACONELLI			BRA	Dallara F306 Toyota			
1 -		2:00.676 193.2		2:35.734	6 - 29.551 225.9	37.935 197.4	30.656	1:38.142
2 -	33.224 220.4	40.952 196.3	32.383	1:46.559	7 - 29.539 226.4	37.795 197.0	30.794	1:38.128
3 -	30.098 224.5	39.118 197.0	31.574	1:40.790	8 - 29.438 223.1	37.521 197.4	30.830	1:37.789
4 -	29.746 224.0	38.333 197.0	31.068	1:39.147	9 - 29.411 225.0	37.631 197.4	30.615	1:37.657
5 -	29.576 225.4	37.912 197.0	30.868	1:38.356				
13	Maximo CORTES			ESP	Dallara F306 Toyota			
1 -				2:18.098	5 - 30.148 222.6	38.478 196.7	34.434	1:43.060P
2 -	34.366 216.0	43.168 196.7	34.247	1:51.781	6 - 1:28.675 222.2	38.772 197.0	31.192	2:38.639
3 -	32.283 215.5	40.782 194.9	33.348	1:46.413	7 - 29.639 225.0	37.959 198.5	30.936	1:38.534
4 -	30.179 223.1	39.463 197.4	32.069	1:41.711	8 - 29.501 225.4	37.758 198.1	31.082	1:38.341

Weather/Track: Sun 8°/Dry 8°

www.mstworld.com

Page 2 of 4

Magny-Cours
Circuit Length = 4.4110 km.
Start: 09:50 End: 10:05

Printed - 10:10 Sunday, 30 April 2006

Campeonato de Espana de F3 WARM UP - SECTOR ANALYSIS

(contd.)

14	Ricardo RISATTI			ARG	Dallara F306 Toyota				
1 -				1:57.713	6 - 30.665 221.7	37.931 195.6	31.351	1:39.947	
2 -	33.666 200.0	40.534 172.5	37.308	1:51.508	7 - 29.402 226.4	37.824 195.6	30.391	1:37.617	
3 -	30.931 216.0	39.432 177.0	31.814	1:42.177	8 - 29.446 223.6	37.658 195.6	30.562	1:37.666	
4 -	29.727 224.0	38.152 195.6	30.938	1:38.817	9 - 37.140 221.3	38.396 195.6	30.795	1:46.331	
5 -	29.533 223.1	37.661 196.3	30.765	1:37.959					
15	Nii MONSERRAT			ESP	Dallara F306 Toyota				
1 -		2:02.232 190.8		2:38.043	6 - 29.762 224.5	37.983 196.3	30.868	1:38.613	
2 -	33.067 219.0	40.971 197.4	32.725	1:46.763	7 - 29.665 225.9	37.723 197.8	30.693	1:38.081	
3 -	30.425 225.9	39.352 198.8	32.255	1:42.032	8 - 29.778 226.8	38.548 197.0	30.635	1:38.961	
4 -	30.171 226.8	38.189 197.4	31.087	1:39.447	9 - 29.712 225.4	37.724 197.8	30.695	1:38.131	
5 -	29.821 224.0	37.749 198.8	30.899	1:38.469					
17	Adrian CAMPOS JNR			ESP	Dallara F300 Toyota				C
1 -				2:21.931	5 - 30.650 222.6	40.653 193.8	32.298	1:43.601	
2 -	33.829 189.8	44.650 191.8	36.969	1:55.448P	6 - 30.269 219.9	40.186 194.9	31.959	1:42.414	
3 -	2:46.536 208.0	43.202 191.1	35.891	4:05.629	7 - 30.142 220.4	39.491 194.2	31.498	1:41.131	
4 -	50.728 189.4	44.236 190.1	33.089	2:08.053					
18	German SANCHEZ FLOR			ESP	Dallara F300 Toyota				C
1 -		2:01.464 189.4		2:37.668	5 - 30.237 225.4	38.520 196.7	31.271	1:40.028	
2 -	34.804 221.3	42.429 195.2	33.307	1:50.540	6 - 29.972 226.4	45.166 194.5	34.577	1:49.715P	
3 -	30.791 225.9	39.644 196.0	32.160	1:42.595	7 - 1:53.612 171.7	40.851 186.2	32.025	3:06.488	
4 -	30.314 225.4	38.871 197.4	31.767	1:40.952					
19	Juan POLAR			PER	Dallara F300 Toyota				C
1 -		1:59.835 192.8		2:35.545	5 - 30.337 225.9	38.536 196.0	31.187	1:40.060	
2 -	33.702 200.3	41.506 197.4	33.295	1:48.503	6 - 30.233 226.8	38.255 194.2	31.267	1:39.755	
3 -	30.966 226.8	39.406 195.2	32.147	1:42.519	7 - 30.024 226.4	38.147 196.3	31.120	1:39.291	
4 -	30.626 204.9	39.201 197.0	31.842	1:41.669	8 - 30.063 225.4	38.344 195.6	31.240	1:39.647	
20	Ignacio CHAR			ARG	Dallara F300 Toyota				C
1 -		2:14.783 143.4		2:57.260	5 - 33.668 221.7	40.635 196.0	33.491	1:47.794	
2 -	38.120 191.8	45.936 191.1	37.362	2:01.418	6 - 31.601 225.4	39.965 197.8	33.288	1:44.854	
3 -	34.204 221.7	42.400 191.8	37.663	1:54.267	7 - 32.622 224.0	40.770 197.0	33.190	1:46.582	
4 -	36.662 214.2	42.227 197.4	34.684	1:53.573	8 - 31.157 225.4	39.303 197.4	32.306	1:42.766	

Weather/Track: Sun 8°/Dry 8°

www.mstworld.com

Page 3 of 4

Magny-Cours
Circuit Length = 4.4110 km.
Start: 09:50 End: 10:05

Printed - 10:10 Sunday, 30 April 2006

Campeonato de Espana de F3 WARM UP - SECTOR ANALYSIS

(contd.)

24	Iago REGO			ESP	Dallara F300 Toyota			C		
1 -	2:08.478	153.4		2:45.714	5 - 30.700	225.4	39.185 195.6	31.555	1:41.440	
2 -	32.645	203.0	43.387 194.5	33.361	1:49.393	6 - 30.168	228.3	38.861 196.7	31.449	1:40.478
3 -	31.442	225.9	40.377 194.9	32.664	1:44.483	7 - 30.121	227.3	38.568 196.0	31.190	1:39.879
4 -	30.603	226.4	39.232 196.3	31.919	1:41.754	8 - 30.038	227.3	37.957 197.0	30.878	1:38.873
25	Carlos COSIDO LOPEZ			ESP	Dallara F300 Toyota			C		
1 -	2:16.758	159.7		2:58.432	3 - 31.604	222.6	48.688 121.8	50.317	2:10.609P	
2 -	37.714	204.1	41.874 194.5	33.784	1:53.372	4 - 3:04.329	220.4	52.205 105.9	46.597	4:43.131P
26	Antonio RUBIEJO			ESP	Dallara F300 Toyota			C		
1 -	2:16.467	157.4		2:57.792	5 - 31.285	224.0	41.016 194.9	33.312	1:45.613	
2 -	38.244	182.7	46.082 184.3	37.746	2:02.072	6 - 30.853	224.0	43.297 194.9	32.616	1:46.766
3 -	33.497	211.7	42.909 184.9	37.073	1:53.479	7 - 30.933	222.2	40.276 193.5	32.091	1:43.300
4 -	34.692	206.1	41.922 194.9	33.347	1:49.961	8 - 30.500	224.5	39.448 194.2	34.004	1:43.952
27	German LOPEZ BALBOA			ESP	Dallara F300 Toyota			C		
1 -	2:36.098	177.9		3:14.871	5 - 31.246	214.2	40.451 191.4	32.618	1:44.315	
2 -	34.613	205.7	42.557 193.2	34.599	1:51.769	6 - 31.121	211.7	39.920 193.8	32.358	1:43.399
3 -	31.440	218.1	40.584 194.9	35.035	1:47.059	7 - 30.930	217.7	39.416 194.2	34.950	1:45.296P
4 -	34.605	216.0	40.433 193.8	32.984	1:48.022					
28	Jose PAMPLO			ESP	Dallara F300 Toyota			C		
1 -	2:22.078	163.3		3:00.763	4 - 31.289	225.0	41.988 192.5	33.847	1:47.124P	
2 -	36.163	192.1	46.109 185.2	39.643	2:01.915P	5 - 1:04.351	222.2	40.505 192.8	32.128	2:16.984
3 -	6:16.955	211.3	43.918 187.8	35.082	X:00.000					
30	Javier VILLA			ESP	Dallara F300 Toyota			I		
1 -	2:32.998	133.8		3:16.100	5 - 30.221	227.8	39.777 196.3	31.588	1:41.586	
2 -	37.112	160.7	51.847 147.7	39.704	2:08.663	6 - 29.628	230.7	52.006 134.6	41.699	2:03.333
3 -	36.581	160.2	47.779 136.8	37.343	2:01.703	7 - 29.626	228.8	37.978 197.8	31.190	1:38.794
4 -	34.578	220.8	40.597 196.7	33.409	1:48.584					

Weather/Track: Sun 8°/Dry 8°

www.mstworld.com

Page 4 of 4

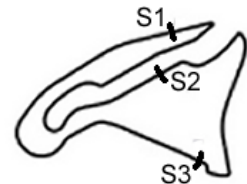
Magny-Cours
Circuit Length = 4.4110 km.
Start: 09:50 End: 10:05
Printed - 10:10 Sunday, 30 April 2006

Campeonato de Espana de F3 Warm-Up - Best Sector Speeds Report

SECTOR 1				SECTOR 2				SECTOR 3				
POS	NO	NAME	SPEED	LAP	NO	NAME	SPEED	LAP	NO	NAME	SPEED	LAP
1	30	VILLA	230.7	6	15	MONSERRAT	198.8	3				
2	3	MOLINA	228.3	9	8	CERQUEDA	198.5	4				
3	24	REGO	228.3	6	13	CORTES	198.5	7				
4	15	MONSERRAT	226.8	4	20	CHAR	197.8	6				
5	19	POLAR	226.8	3	30	VILLA	197.8	7				
6	11	IACONELLI	226.4	7	4	JIMINEZ	197.4	8				
7	14	RISATTI	226.4	7	11	IACONELLI	197.4	6				
8	18	SANCHEZ FLO	226.4	6	18	SANCHEZ FLO	197.4	4				
9	1	MARTINEZ UC	225.4	9	19	POLAR	197.4	2				
10	4	JIMINEZ	225.4	7	1	MARTINEZ UC	197.0	9				
11	13	CORTES	225.4	8	2	PROST	197.0	4				
12	20	CHAR	225.4	6	3	MOLINA	197.0	7				
13	2	PROST	225.0	6	5	BARBA	197.0	6				
14	5	BARBA	225.0	8	24	REGO	197.0	8				
15	6	RODRIGUEZ	225.0	6	10	LLOBELL	196.7	4				
16	28	PAMPLO	225.0	4	6	RODRIGUEZ	196.3	6				
17	8	CERQUEDA	224.5	3	14	RISATTI	196.3	5				
18	26	RUBIEJO	224.5	8	9	SAEZ MERINO	195.6	4				
19	9	SAEZ MERINO	223.6	6	17	CAMPOS JNR	194.9	6				
20	10	LLOBELL	223.6	9	26	RUBIEJO	194.9	4				
21	17	CAMPOS JNR	222.6	5	27	LOPEZ BALBO	194.9	3				
22	25	COSIDO LOPE	222.6	3	25	COSIDO LOPE	194.5	2				
23	27	LOPEZ BALBO	218.1	3	28	PAMPLO	192.8	5				



Weather/Track: Bright 8° / Dry 8°



Circuit Length - 4.4110 kilometres
Circuit de Nevers
Magny Cours

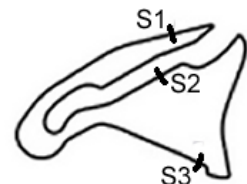
Campeonato de Espana de F3 Warm-Up - Best Sector Times Report

POS	SECTOR 1			SECTOR 2			SECTOR 3			IDEAL/BEST LAP COMPARISON					
	NO	TIME	LAP	NO	TIME	LAP	NO	TIME	LAP	NO	NAME	IDEAL	BEST	LAP	DIFF
1	4	29.308	8	4	37.014	9	4	30.199	8	4	JIMINEZ	1:36.521	1:36.564	8	+ 0.043
2	14	29.402	7	5	37.467	8	14	30.391	7	5	BARBA	1:37.356	1:37.580	7	+ 0.224
3	11	29.411	9	11	37.521	8	5	30.408	7	14	RISATTI	1:37.451	1:37.617	7	+ 0.166
4	5	29.481	8	2	37.590	9	2	30.571	9	11	IACONELLI	1:37.547	1:37.657	9	+ 0.110
5	13	29.501	8	14	37.658	8	6	30.575	6	2	PROST	1:37.778	1:37.873	9	+ 0.095
6	3	29.530	8	15	37.723	7	11	30.615	9	6	RODRIGUEZ	1:37.973	1:37.973	6	+ 0.000
7	2	29.617	6	6	37.739	6	15	30.635	8	15	MONSERRAT	1:38.023	1:38.081	7	+ 0.058
8	30	29.626	7	13	37.758	8	3	30.636	8	3	MOLINA	1:38.024	1:38.196	8	+ 0.172
9	6	29.659	6	9	37.830	7	24	30.878	8	13	CORTES	1:38.195	1:38.341	8	+ 0.146
10	15	29.665	7	1	37.856	7	1	30.889	6	1	MARTINEZ	1:38.543	1:38.958	6	+ 0.415
11	1	29.798	7	3	37.858	7	13	30.936	7	30	VILLA	1:38.794	1:38.794	7	+ 0.000
12	18	29.972	6	24	37.957	8	10	30.981	9	24	REGO	1:38.873	1:38.873	8	+ 0.000
13	8	29.981	5	30	37.978	7	19	31.120	7	9	SAEZ MERIN	1:38.981	1:39.817	5	+ 0.836
14	19	30.024	7	19	38.147	7	9	31.124	6	10	LLOBELL	1:39.189	1:39.250	9	+ 0.061
15	9	30.027	6	10	38.159	5	30	31.190	7	19	POLAR	1:39.291	1:39.291	7	+ 0.000
16	24	30.038	8	18	38.520	5	8	31.206	5	18	SANCHEZ FL	1:39.763	1:40.028	5	+ 0.265
17	10	30.049	9	8	38.756	4	18	31.271	5	8	CERQUEDA	1:39.943	1:40.472	5	+ 0.529
18	17	30.142	7	20	39.303	8	17	31.498	7	17	CAMPOS JN	1:41.131	1:41.131	7	+ 0.000
19	26	30.500	8	27	39.416	7	26	32.091	7	26	RUBIEJO	1:42.039	1:43.300	7	+ 1.261
20	27	30.930	7	26	39.448	8	28	32.128	5	27	LOPEZ BALB	1:42.704	1:43.399	6	+ 0.695
21	20	31.157	8	17	39.491	7	20	32.306	8	20	CHAR	1:42.766	1:42.766	8	+ 0.000
22	28	31.289	4	28	40.505	5	27	32.358	6	28	PAMPLO	1:43.922	1:47.124	4	+ 3.202
23	25	31.604	3	25	41.874	2	25	33.784	2	25	COSIDO LOP	1:47.262	1:53.372	2	+ 6.110

'Perfect Lap' - 1:36.521



Weather/Track: Bright 8° / Dry 8°



Circuit Length - 4.4110 kilometres
Circuit de Nevers
Magny Cours

Printed at 10:11, Sunday, 30 April, 2006

© MST Systems Ltd, 2005 (www.mstworld.com)

Page 1

Campeonato de Espana de F3 RACE CLASSIFICATION - RACE 2

POS	NO	CL	DRIVER	NAT	CAR	TIME	LAPS	GAP	KPH	BEST
1	13		Maximo CORTES	ESP	Dallara F306 Toyota	26:13.479	16		161.04	1:37.656
2	30	I	Javier VILLA	ESP	Dallara F300 Toyota	26:13.758	16	0.279	161.01	1:37.290
3	14		Ricardo RISATTI	ARG	Dallara F306 Toyota	26:14.533	16	1.054	160.93	1:37.638
4	2		Nicolas PROST	FRA	Dallara F306 Toyota	26:19.032	16	5.553	160.48	1:37.867
5	6		Roldan RODRIGUEZ	ESP	Dallara F306 Toyota	26:19.245	16	5.766	160.45	1:37.686
6	4		Sergio JIMINEZ	BRA	Dallara F306 Toyota	26:20.514	16	7.035	160.33	1:37.744
7	1		Marcos MARTINEZ UCHA	ESP	Dallara F306 Toyota	26:34.518	16	21.039	158.92	1:38.506
8	15		Nii MONSERRAT	ESP	Dallara F306 Toyota	26:35.873	16	22.394	158.78	1:38.377
9	11		Carlos IACONELLI	BRA	Dallara F306 Toyota	26:39.747	16	26.268	158.40	1:38.283
10	9		Manuel SAEZ MERINO	ESP	Dallara F306 Toyota	26:42.046	16	28.567	158.17	1:38.326
11	5		Marco BARBA	ESP	Dallara F306 Toyota	26:42.807	16	29.328	158.10	1:37.920
12	8		Manel CERQUEDA	AND	Dallara F306 Toyota	26:49.341	16	35.862	157.45	1:38.221
13	19	C	Juan POLAR	PER	Dallara F300 Toyota	26:54.964	16	41.485	156.91	1:39.243
14	18	C	German SANCHEZ FLOR	ESP	Dallara F300 Toyota	27:08.163	16	54.684	155.63	1:39.896
15	25	C	Carlos COSIDO LOPEZ	ESP	Dallara F300 Toyota	27:16.349	16	1:02.870	154.85	1:40.597
16	17	C	Adrian CAMPOS JNR	ESP	Dallara F300 Toyota	27:18.317	16	1:04.838	154.67	1:40.719
17	26	C	Antonio RUBIEJO	ESP	Dallara F300 Toyota	27:21.683	16	1:08.204	154.35	1:40.530
18	20	C	Ignacio CHAR	ARG	Dallara F300 Toyota	27:22.306	16	1:08.827	154.29	1:40.814
19	24	C	Iago REGO	ESP	Dallara F300 Toyota	27:34.915	16	1:21.436	153.12	1:40.540
20	27	C	German LOPEZ BALBOA	ESP	Dallara F300 Toyota	27:40.228	16	1:26.749	152.63	1:41.725

NOT CLASSIFIED

10			Arturo LLOBELL	ESP	Dallara F306 Toyota	9:01.454	5	D.N.F.	145.40	1:39.894
28	C		Jose PAMPLO	ESP	Dallara F300 Toyota	12:51.917	4	D.N.F.	81.41	1:54.317

FASTEST LAP

30	I		Javier VILLA		Dallara F300 Toyota	1:37.290	13	163.21kph	101.42mph
14			Ricardo RISATTI		Dallara F306 Toyota	1:37.638	13	162.63kph	101.05mph
19	C		Juan POLAR		Dallara F300 Toyota	1:39.243	12	160.00kph	99.42mph

Weather/Track: Sun 13°/Dry 16°

Magny-Cours
Circuit Length = 4.4110 km.
Start: 13:44 End: 14:10

Race Director:	Steward:	Timekeeper:
----------------	----------	-------------

Campeonato de Espana de F3 RACE CLASSIFICATION - RACE 2 - CUP

POS	NO	CL	DRIVER	NAT	CAR	TIME	LAPS	GAP	KPH	BEST
1	19	C	Juan POLAR	PER	Dallara F300 Toyota	26:54.964	16		156.91	1:39.243
2	18	C	German SANCHEZ FLOR	ESP	Dallara F300 Toyota	27:08.163	16	13.199	155.63	1:39.896
3	25	C	Carlos COSIDO LOPEZ	ESP	Dallara F300 Toyota	27:16.349	16	21.385	154.85	1:40.597
4	17	C	Adrian CAMPOS JNR	ESP	Dallara F300 Toyota	27:18.317	16	23.353	154.67	1:40.719
5	26	C	Antonio RUBIEJO	ESP	Dallara F300 Toyota	27:21.683	16	26.719	154.35	1:40.530
6	20	C	Ignacio CHAR	ARG	Dallara F300 Toyota	27:22.306	16	27.342	154.29	1:40.814
7	24	C	Iago REGO	ESP	Dallara F300 Toyota	27:34.915	16	39.951	153.12	1:40.540
8	27	C	German LOPEZ BALBOA	ESP	Dallara F300 Toyota	27:40.228	16	45.264	152.63	1:41.725
NOT CLASSIFIED										
28	C	Jose PAMPLO	ESP	Dallara F300 Toyota	12:51.917	4	D.N.F.	81.41	1:54.317	
FASTEST LAP										
19	C	Juan POLAR		Dallara F300 Toyota	1:39.243	12	160.00kph		99.42mph	

Weather/Track: Sun 13°/Dry 16°

Magny-Cours
Circuit Length = 4.4110 km.
Start: 13:44 End: 14:10

Race Director:	Steward:	Timekeeper:
----------------	----------	-------------

Campeonato de Espana de F3 RACE 2 - SECTOR ANALYSIS

1 Marcos MARTINEZ UCHA													
ESP				Dallara F306 Toyota									
1 -	33.499	217.7	40.114	196.7	31.844	1:45.457	9 -	29.941	222.2	38.131	194.5	31.195	1:39.267
2 -	30.473	220.8	38.875	<i>198.5</i>	31.718	1:41.066	10 -	29.928	224.0	37.915	196.3	31.039	1:38.882
3 -	30.308	222.2	38.251	196.3	32.343	1:40.902	11 -	30.434	221.7	37.941	196.0	30.856	1:39.231
4 -	30.381	<i>225.0</i>	38.075	196.3	31.146	1:39.602	12 -	<i>29.751</i>	<i>225.0</i>	38.103	194.5	30.889	1:38.743
5 -	30.048	223.6	37.859	196.7	30.930	1:38.837	13 -	29.851	224.0	37.795	196.0	30.867	1:38.513
6 -	29.897	224.0	37.796	196.0	<i>30.813</i>	1:38.506	14 -	29.940	<i>225.0</i>	37.914	195.2	30.870	1:38.724
7 -	29.886	224.5	<i>37.738</i>	195.2	31.093	1:38.717	15 -	29.987	224.0	37.906	195.6	31.436	1:39.329
8 -	29.905	224.0	38.111	194.9	30.968	1:38.984	16 -	30.110	223.1	38.375	195.2	31.273	1:39.758

2 Nicolas PROST													
FRA				Dallara F306 Toyota									
1 -	32.433	216.4	39.647	194.9	31.371	1:43.451	9 -	<i>29.521</i>	225.4	37.784	<i>198.5</i>	30.762	1:38.067
2 -	29.913	223.6	37.916	196.3	31.098	1:38.927	10 -	29.915	225.9	37.864	197.8	30.743	1:38.522
3 -	29.910	224.5	37.871	197.0	30.968	1:38.749	11 -	29.760	226.8	37.667	197.0	30.808	1:38.235
4 -	29.598	<i>227.3</i>	37.787	197.4	30.713	1:38.098	12 -	29.757	225.0	37.581	196.7	30.897	1:38.235
5 -	29.759	225.0	37.991	<i>198.5</i>	30.769	1:38.519	13 -	29.980	224.0	37.554	197.0	<i>30.626</i>	1:38.160
6 -	29.904	224.5	37.646	197.8	30.674	1:38.224	14 -	29.742	225.0	37.692	196.0	30.687	1:38.121
7 -	29.674	225.9	<i>37.491</i>	198.1	30.702	1:37.867	15 -	29.761	224.0	37.739	196.7	30.837	1:38.337
8 -	29.783	226.4	37.672	197.0	30.647	1:38.102	16 -	29.807	224.0	37.794	196.0	31.817	1:39.418

4 Sergio JIMINEZ													
BRA				Dallara F306 Toyota									
1 -	33.085	217.7	40.148	196.3	31.571	1:44.804	9 -	29.967	222.2	37.722	196.7	30.607	1:38.296
2 -	30.155	222.6	39.701	194.9	31.302	1:41.158	10 -	29.686	223.6	37.525	197.0	30.623	1:37.834
3 -	30.326	220.8	37.708	196.3	31.112	1:39.146	11 -	29.791	<i>225.4</i>	37.433	196.7	30.525	1:37.749
4 -	29.904	224.5	37.680	195.6	30.860	1:38.444	12 -	30.136	221.3	37.695	196.3	30.511	1:38.342
5 -	29.868	224.0	37.725	196.7	30.761	1:38.354	13 -	29.827	224.5	37.410	197.0	<i>30.507</i>	1:37.744
6 -	<i>29.684</i>	224.5	37.648	197.0	30.601	1:37.933	14 -	29.797	225.0	37.399	196.7	30.940	1:38.136
7 -	30.160	222.6	37.689	196.7	30.856	1:38.705	15 -	29.813	223.6	37.415	<i>197.4</i>	30.581	1:37.809
8 -	29.842	223.1	37.662	195.2	30.582	1:38.086	16 -	29.902	223.6	<i>37.383</i>	<i>197.4</i>	30.689	1:37.974

5 Marco BARBA													
ESP				Dallara F306 Toyota									
1 -	31.439	219.0	52.965	192.8	31.707	1:56.111	9 -	29.807	221.7	37.768	195.6	30.794	1:38.369
2 -	30.436	222.6	39.045	196.3	32.239	1:41.720	10 -	<i>29.569</i>	227.8	38.450	197.0	31.167	1:39.186
3 -	30.647	220.8	38.602	196.3	31.382	1:40.631	11 -	29.848	<i>237.2</i>	38.118	196.0	30.598	1:38.564
4 -	30.183	223.6	38.352	<i>197.8</i>	32.095	1:40.630	12 -	29.681	224.5	37.747	194.9	<i>30.574</i>	1:38.002
5 -	30.325	224.0	38.051	196.3	31.288	1:39.664	13 -	29.761	225.4	<i>37.634</i>	197.0	31.790	1:39.185
6 -	30.086	225.4	38.023	196.7	31.125	1:39.234	14 -	29.628	224.0	37.671	196.7	30.621	1:37.920
7 -	29.955	224.0	37.893	196.0	30.747	1:38.595	15 -	29.603	225.4	37.773	197.4	30.696	1:38.072
8 -	29.766	223.1	38.164	193.5	30.784	1:38.714	16 -	29.674	226.4	37.822	197.0	30.714	1:38.210

Weather/Track: Sun 13°/Dry 16°

www.mstworld.com

Page 1 of 6

Magny-Cours
Circuit Length = 4.4110 km.
Start: 13:44 End: 14:10

Printed - 14:15 Sunday, 30 April 2006

Campeonato de Espana de F3 RACE 2 - SECTOR ANALYSIS

(contd.)

6	Roldan RODRIGUEZ			ESP	Dallara F306 Toyota								
1 -	33.296	215.5	39.569	195.6	31.420	1:44.285	9 -	<i>29.585</i>	225.9	37.657	197.4	30.444	1:37.686
2 -	29.835	225.4	39.198	194.9	30.827	1:39.860	10 -	29.731	227.3	37.833	198.1	30.782	1:38.346
3 -	29.903	224.0	37.972	197.8	30.758	1:38.633	11 -	29.717	228.3	37.799	198.5	30.669	1:38.185
4 -	29.666	227.3	37.697	197.8	30.638	1:38.001	12 -	29.646	229.2	37.656	198.1	30.904	1:38.206
5 -	29.783	225.0	37.634	197.8	30.597	1:38.014	13 -	29.816	229.2	37.793	197.8	30.641	1:38.250
6 -	29.618	226.4	37.955	198.1	30.665	1:38.238	14 -	29.702	226.8	37.616	197.4	30.746	1:38.064
7 -	29.705	226.8	37.720	197.0	30.612	1:38.037	15 -	29.673	226.8	37.839	198.5	30.941	1:38.453
8 -	29.608	225.9	37.692	198.1	30.684	1:37.984	16 -	29.595	226.8	37.811	199.2	31.597	1:39.003
8	Manel CERQUEDA			AND	Dallara F306 Toyota								
1 -	33.374	226.8	43.654	196.0	34.275	1:51.303	9 -	30.017	221.3	37.948	197.0	30.882	1:38.847
2 -	30.227	223.6	38.988	198.8	32.126	1:41.341	10 -	29.930	222.6	37.716	197.8	31.054	1:38.700
3 -	30.131	224.5	38.343	198.5	31.068	1:39.542	11 -	29.943	223.6	37.674	196.7	30.881	1:38.498
4 -	29.909	227.8	42.052	191.1	35.435	1:47.396	12 -	29.858	224.0	37.579	197.4	30.784	1:38.221
5 -	30.452	225.0	37.994	198.8	31.203	1:39.649	13 -	29.759	227.8	38.874	196.7	31.227	1:39.860
6 -	29.959	228.8	38.901	198.1	31.077	1:39.937	14 -	30.009	222.2	37.913	197.8	31.259	1:39.181
7 -	29.831	225.9	38.819	196.3	31.166	1:39.816	15 -	29.903	222.6	37.803	196.3	31.396	1:39.102
8 -	29.982	221.3	38.261	196.3	31.073	1:39.316	16 -	29.866	223.1	37.687	197.0	31.079	1:38.632
9	Manuel SAEZ MERINO			ESP	Dallara F306 Toyota								
1 -	34.703	225.9	40.658	193.5	32.662	1:48.023	9 -	30.182	225.0	38.161	197.4	31.442	1:39.785
2 -	30.256	223.1	38.273	197.8	31.557	1:40.086	10 -	30.268	222.2	37.508	196.7	30.962	1:38.738
3 -	30.280	223.6	38.159	197.8	31.399	1:39.838	11 -	30.020	225.0	37.691	196.7	31.010	1:38.721
4 -	30.545	230.2	44.024	196.3	31.403	1:45.972	12 -	29.969	224.5	37.885	196.0	30.834	1:38.688
5 -	30.123	224.5	37.919	197.4	31.240	1:39.282	13 -	30.041	223.1	37.587	196.3	30.872	1:38.500
6 -	30.125	227.8	38.476	196.3	31.147	1:39.748	14 -	29.978	224.5	37.624	196.3	30.970	1:38.572
7 -	30.108	227.3	38.142	196.3	31.230	1:39.480	15 -	29.997	224.0	37.675	196.3	30.940	1:38.612
8 -	30.120	225.4	37.973	197.0	31.582	1:39.675	16 -	29.953	223.6	37.545	196.7	30.828	1:38.326
10	Arturo LLOBELL			ESP	Dallara F306 Toyota								
1 -	33.234	209.7	43.219	190.4	32.923	1:49.376	4 -	30.299	224.0	42.852	187.5	34.395	1:47.546
2 -	30.490	221.7	39.241	194.2	31.875	1:41.606	5 -	38.438	206.1	45.170	175.3	39.424	2:03.032P
3 -	30.316	219.9	38.439	196.3	31.139	1:39.894							

Weather/Track: Sun 13°/Dry 16°

www.mstworld.com

Page 2 of 6

Magny-Cours
Circuit Length = 4.4110 km.
Start: 13:44 End: 14:10
Printed - 14:15 Sunday, 30 April 2006

Campeonato de Espana de F3

RACE 2 - SECTOR ANALYSIS

(contd.)

11	Carlos IACONELLI			BRA	Dallara F306 Toyota				
1 -	36.523 220.4	40.220 197.0	33.212	1:49.955	9 -	29.714 224.0	37.885 197.4	30.904	1:38.503
2 -	30.010 230.2	39.220 196.3	32.322	1:41.552	10 -	29.767 225.9	37.817 195.6	30.823	1:38.401
3 -	29.886 225.0	38.783 196.0	31.429	1:40.098	11 -	29.594 227.8	37.846 197.4	31.703	1:39.143
4 -	29.643 224.0	39.946 197.8	31.514	1:41.103	12 -	29.688 225.4	37.921 196.7	31.443	1:39.052
5 -	29.939 225.0	37.988 198.5	30.941	1:38.868	13 -	29.783 225.4	38.166 196.7	31.348	1:39.297
6 -	29.743 225.9	38.064 196.7	30.780	1:38.587	14 -	29.934 225.4	38.471 196.3	31.205	1:39.610
7 -	29.991 224.0	38.034 197.4	30.847	1:38.872	15 -	29.791 225.0	38.096 196.3	31.067	1:38.954
8 -	29.679 224.0	37.919 197.0	30.685	1:38.283	16 -	29.822 224.5	38.235 196.3	31.412	1:39.469
13	Maximo CORTES			ESP	Dallara F306 Toyota				
1 -	30.772 219.0	37.711 194.2	30.988	1:39.471	9 -	29.791 222.6	37.745 197.4	30.781	1:38.317
2 -	30.019 221.3	37.999 196.0	30.771	1:38.789	10 -	29.794 223.1	37.606 199.2	30.720	1:38.120
3 -	29.871 221.3	37.544 197.8	30.622	1:38.037	11 -	29.701 225.9	37.898 197.0	30.604	1:38.203
4 -	29.789 223.6	37.787 196.0	30.685	1:38.261	12 -	29.514 225.4	37.642 198.1	30.500	1:37.656
5 -	29.731 225.0	37.698 197.4	30.577	1:38.006	13 -	29.812 224.5	37.563 197.8	30.576	1:37.951
6 -	29.666 223.6	37.895 197.0	30.738	1:38.299	14 -	29.713 224.5	37.590 198.5	30.751	1:38.054
7 -	29.640 223.1	37.843 197.4	30.692	1:38.175	15 -	29.701 225.0	38.149 197.0	31.240	1:39.090
8 -	29.647 224.0	37.955 196.7	30.690	1:38.292	16 -	29.682 224.5	37.661 198.5	31.415	1:38.758
14	Ricardo RISATTI			ARG	Dallara F306 Toyota				
1 -	32.420 220.8	38.742 195.6	31.407	1:42.569	9 -	29.659 222.6	37.688 196.0	30.954	1:38.301
2 -	30.003 223.1	37.847 197.4	31.102	1:38.952	10 -	29.814 222.6	37.485 197.0	30.624	1:37.923
3 -	29.978 223.1	37.842 196.7	30.861	1:38.681	11 -	29.578 225.4	37.762 196.7	30.652	1:37.992
4 -	29.872 225.4	37.768 195.6	30.766	1:38.406	12 -	29.602 225.0	37.497 197.0	30.706	1:37.805
5 -	29.757 224.5	37.848 196.7	30.644	1:38.249	13 -	29.594 224.0	37.527 196.7	30.517	1:37.638
6 -	29.772 223.6	37.748 196.7	30.797	1:38.317	14 -	29.682 223.6	37.558 196.7	30.604	1:37.844
7 -	29.641 224.5	37.640 196.7	30.748	1:38.029	15 -	29.543 224.0	37.437 197.4	30.780	1:37.754
8 -	29.777 224.5	37.569 196.0	30.708	1:38.054	16 -	29.710 224.0	37.629 196.7	30.680	1:38.019
15	Nii MONSERRAT			ESP	Dallara F306 Toyota				
1 -	33.716 228.3	41.548 192.5	31.840	1:47.104	9 -	30.126 224.0	38.077 196.7	30.891	1:39.094
2 -	30.281 222.6	38.691 196.3	31.137	1:40.109	10 -	29.966 225.0	38.063 196.0	30.688	1:38.717
3 -	30.078 225.9	38.594 196.7	31.715	1:40.387	11 -	29.874 226.8	38.066 197.4	30.960	1:38.900
4 -	30.537 228.3	38.785 196.3	31.337	1:40.659	12 -	29.893 226.4	37.908 197.4	30.768	1:38.569
5 -	29.977 224.5	38.195 198.7	30.884	1:39.056	13 -	29.933 226.4	38.160 196.3	30.764	1:38.857
6 -	30.205 223.1	38.020 197.0	30.689	1:38.914	14 -	29.815 226.4	37.790 197.0	30.772	1:38.377
7 -	30.279 223.6	37.970 197.4	30.655	1:38.904	15 -	29.823 227.3	37.983 196.3	32.603	1:40.409
8 -	30.059 224.5	38.109 194.9	30.872	1:39.040	16 -	29.928 225.9	37.997 197.0	30.852	1:38.777

Weather/Track: Sun 13°/Dry 16°

www.mstworld.com

Page 3 of 6

Magny-Cours
Circuit Length = 4.4110 km.
Start: 13:44 End: 14:10

Printed - 14:15 Sunday, 30 April 2006

Campeonato de Espana de F3 RACE 2 - SECTOR ANALYSIS

(contd.)

17	Adrian CAMPOS JNR			ESP	Dallara F300 Toyota			C					
1 -	35.390	219.5	40.987	189.1	33.828	1:50.205	9 -	30.825	210.9	38.913	191.1	31.964	1:41.702
2 -	30.889	220.4	39.124	192.1	32.065	1:42.078	10 -	30.761	217.7	38.617	190.1	31.798	1:41.170
3 -	30.538	221.3	39.152	194.5	31.558	1:41.248	11 -	31.351	216.0	38.829	189.8	31.676	1:41.856
4 -	30.562	224.0	39.091	193.5	31.974	1:41.627	12 -	30.554	216.0	38.714	191.8	31.710	1:40.978
5 -	31.072	218.6	38.948	192.8	31.623	1:41.643	13 -	31.511	213.0	39.672	191.4	32.100	1:43.283
6 -	30.412	219.5	38.769	192.5	31.538	1:40.719	14 -	30.684	216.0	38.885	191.4	32.019	1:41.588
7 -	30.615	217.3	39.999	192.1	31.841	1:42.455	15 -	30.802	213.4	39.146	191.8	32.015	1:41.963
8 -	30.638	217.3	39.630	169.5	33.977	1:44.245	16 -	30.718	218.6	38.947	190.4	31.892	1:41.557
18	German SANCHEZ FLOR			ESP	Dallara F300 Toyota			C					
1 -	35.479	218.6	41.087	189.4	34.011	1:50.577	9 -	30.193	224.0	38.322	194.5	31.387	1:39.896
2 -	30.962	223.6	39.869	195.2	32.224	1:43.055	10 -	30.517	225.0	38.402	196.0	31.450	1:40.369
3 -	30.764	222.6	38.681	195.2	31.903	1:41.348	11 -	30.181	225.9	38.789	194.5	31.397	1:40.367
4 -	30.387	226.4	39.050	197.4	33.313	1:42.750	12 -	30.164	225.4	38.681	195.2	31.475	1:40.320
5 -	30.456	222.2	38.691	195.2	31.468	1:40.615	13 -	30.236	225.4	38.856	193.5	31.928	1:41.020
6 -	30.429	225.4	40.148	196.0	31.554	1:42.131	14 -	30.381	224.5	38.538	195.2	31.793	1:40.712
7 -	30.341	225.9	38.393	194.5	31.627	1:40.361	15 -	30.309	224.0	38.635	194.2	32.826	1:41.770
8 -	30.371	225.0	39.060	196.0	31.782	1:41.213	16 -	30.652	223.6	39.062	194.5	31.945	1:41.659
19	Juan POLAR			PER	Dallara F300 Toyota			C					
1 -	34.531	222.6	41.155	193.8	32.753	1:48.439	9 -	30.295	223.6	38.467	192.1	32.418	1:41.180
2 -	30.382	226.8	38.754	193.8	31.534	1:40.670	10 -	30.166	228.3	38.266	196.7	31.162	1:39.594
3 -	30.330	225.9	38.590	195.6	31.275	1:40.195	11 -	30.196	227.3	39.016	195.6	31.097	1:40.309
4 -	30.255	229.2	41.388	194.5	31.378	1:43.021	12 -	30.020	228.3	38.239	195.2	30.984	1:39.243
5 -	30.254	225.9	38.887	197.8	31.293	1:40.434	13 -	30.117	226.4	38.443	193.8	32.610	1:41.170
6 -	30.151	227.3	38.348	195.2	31.007	1:39.506	14 -	30.266	227.8	38.543	195.2	31.499	1:40.308
7 -	30.210	227.3	38.232	196.0	31.031	1:39.473	15 -	30.268	225.9	38.519	194.5	31.646	1:40.433
8 -	30.137	225.0	38.380	195.2	31.332	1:39.849	16 -	30.347	225.4	38.829	195.2	31.964	1:41.140
20	Ignacio CHAR			ARG	Dallara F300 Toyota			C					
1 -	37.789	223.6	40.704	198.8	35.083	1:53.576	9 -	30.592	227.8	38.902	197.8	31.883	1:41.377
2 -	31.017	226.4	39.441	196.7	32.763	1:43.221	10 -	30.331	230.7	38.723	199.2	31.817	1:40.871
3 -	30.616	226.4	38.866	198.5	31.839	1:41.321	11 -	30.228	229.7	45.811	180.3	32.287	1:48.326
4 -	30.447	228.8	39.214	199.2	32.469	1:42.130	12 -	30.421	227.3	38.769	197.0	31.677	1:40.861
5 -	30.919	228.8	39.315	198.8	32.231	1:42.465	13 -	30.408	228.3	38.499	197.8	31.988	1:40.895
6 -	30.730	227.3	38.802	198.1	31.843	1:41.375	14 -	30.436	229.2	38.667	199.2	31.786	1:40.889
7 -	30.874	226.8	38.831	197.8	32.151	1:41.856	15 -	30.513	226.4	38.505	197.0	32.127	1:41.145
8 -	30.522	225.0	38.654	197.8	32.008	1:41.184	16 -	30.499	227.3	38.561	197.8	31.754	1:40.814

Weather/Track: Sun 13°/Dry 16°

www.mstworld.com

Page 4 of 6

Magny-Cours
Circuit Length = 4.4110 km.
Start: 13:44 End: 14:10

Printed - 14:15 Sunday, 30 April 2006

Campeonato de Espana de F3 RACE 2 - SECTOR ANALYSIS

(contd.)

24	Iago REGO			ESP	Dallara F300 Toyota			C			
1 -	41.500	216.0	41.591 192.8	32.756	1:55.847	9 -	31.089 220.8	38.697 193.5	31.674	1:41.460	
2 -	31.111	225.9	39.439 196.0	38.606	1:49.156	10 -	30.791 222.2	38.892 195.2	31.278	1:40.961	
3 -	30.979	222.6	38.563 195.2	31.538	1:41.080	11 -	30.332 225.0	38.437 194.5	31.771	1:40.540	
4 -	30.195	228.8	38.714 195.6	42.749	1:51.658	12 -	30.327 225.4	38.538 194.2	33.006	1:41.871	
5 -	30.686	223.6	38.730 194.2	32.059	1:41.475	13 -	30.616 225.9	38.588 185.2	32.602	1:41.806	
6 -	30.723	224.5	38.806 194.5	32.461	1:41.990	14 -	30.512 225.4	38.400 196.0	32.368	1:41.280	
7 -	30.424	224.0	38.454 193.5	31.723	1:40.601	15 -	30.938 223.6	38.261	196.3	32.361	1:41.560
8 -	30.485	221.7	38.634 188.1	31.794	1:40.913	16 -	30.685 221.7	39.131 193.8	32.901	1:42.717	

25	Carlos COSIDO LOPEZ			ESP	Dallara F300 Toyota			C				
1 -	36.862	223.1	41.142 194.2	34.218	1:52.222	9 -	30.650 220.8	38.838 193.2	31.746	1:41.234		
2 -	30.963	220.8	39.309 194.9	32.133	1:42.405	10 -	30.531 222.6	38.764 193.8	31.593	1:40.888		
3 -	30.884	220.8	39.070 195.2	32.515	1:42.469	11 -	30.466 224.0	39.256 193.2	31.581	1:41.303		
4 -	30.647	223.1	39.180 195.2	33.016	1:42.843	12 -	30.346	224.5	38.590	193.8	31.661	1:40.597
5 -	30.773	222.2	39.117 193.8	32.026	1:41.916	13 -	30.654 222.2	38.597 194.2	31.432	1:40.683		
6 -	30.619	222.2	39.128 193.5	31.768	1:41.515	14 -	30.675 222.2	38.628 193.2	31.596	1:40.899		
7 -	30.584	222.2	38.826 193.5	31.760	1:41.170	15 -	30.551 221.7	38.816 193.5	32.233	1:41.600		
8 -	30.780	219.5	39.327 192.1	32.007	1:42.114	16 -	31.720 221.7	39.007 193.2	31.764	1:42.491		

26	Antonio RUBIEJO			ESP	Dallara F300 Toyota			C			
1 -	37.950	214.2	41.740 193.8	34.210	1:53.900	9 -	30.743 222.6	38.756 193.8	31.714	1:41.213	
2 -	31.027	225.9	40.503 191.8	35.800	1:47.330	10 -	30.478 225.4	38.574 194.5	31.688	1:40.740	
3 -	30.986	222.2	39.334 193.8	32.082	1:42.402	11 -	30.413 225.0	38.923 191.8	31.654	1:40.990	
4 -	31.086	225.0	38.994 193.5	31.857	1:41.937	12 -	30.491 224.5	38.706 194.2	31.673	1:40.870	
5 -	31.175	222.6	39.108 194.2	32.018	1:42.301	13 -	30.440 224.0	38.825 194.5	32.082	1:41.347	
6 -	30.859	224.5	39.187 193.8	33.990	1:44.036	14 -	30.405 225.0	38.548 194.9	31.577	1:40.530	
7 -	30.617	223.6	38.524	193.5	1:40.827	15 -	30.230	225.4	38.750 193.8	32.737	1:41.717
8 -	30.399	221.7	38.900 193.5	31.584	1:40.883	16 -	30.429 224.5	38.531 194.5	31.700	1:40.660	

27	German LOPEZ BALBOA			ESP	Dallara F300 Toyota			C			
1 -	36.418	222.6	40.840 197.4	35.456	1:52.714	9 -	30.663 223.1	39.596 193.5	32.609	1:42.868	
2 -	31.104	217.7	40.910 192.5	32.704	1:44.718	10 -	30.635 225.0	39.329 186.5	32.224	1:42.188	
3 -	31.070	222.6	39.838 191.1	32.444	1:43.352	11 -	30.578 225.9	39.266 191.8	32.232	1:42.076	
4 -	30.592	223.6	39.603 191.1	32.919	1:43.114	12 -	30.776 224.0	39.299 190.4	32.795	1:42.870	
5 -	31.410	223.1	39.307 191.1	32.273	1:42.990	13 -	30.609 221.7	39.257 188.4	31.859	1:41.725	
6 -	30.561	219.5	39.063 192.8	36.029	1:45.653	14 -	30.343	226.4	39.007 189.8	33.289	1:42.639
7 -	31.024	226.4	38.828	193.8	1:42.135	15 -	31.068 221.7	39.747 189.8	32.948	1:43.763	
8 -	31.166	215.1	39.190 192.8	31.812	1:42.168	16 -	31.493 218.1	40.242 191.1	33.520	1:45.255	

Weather/Track: Sun 13°/Dry 16°

www.mstworld.com

Page 5 of 6

Magny-Cours
Circuit Length = 4.4110 km.
Start: 13:44 End: 14:10

Printed - 14:15 Sunday, 30 April 2006

Campeonato de Espana de F3 RACE 2 - SECTOR ANALYSIS

(contd.)

28	Jose PAMPLO			ESP	Dallara F300 Toyota			C				
1 -	36.986	209.3	42.838	183.6	34.493	1:54.317	3 - 2:11.206	219.0	42.237	183.0	35.273	3:28.716P
2 -	<i>31.039</i>	<i>226.4</i>	42.092	<i>185.8</i>	36.662	1:49.793P	4 - 4:23.800	217.7	<i>41.393</i>	184.6	<i>33.898</i>	X:00.000P
30	Javier VILLA			ESP	Dallara F300 Toyota			I				
1 -	31.731	227.3	38.950	193.8	31.402	1:42.083	9 - 29.416	228.3	37.823	195.2	30.897	1:38.136
2 -	29.876	227.3	38.186	195.2	31.031	1:39.093	10 - 29.520	228.8	37.655	196.3	30.694	1:37.869
3 -	29.624	226.4	37.853	197.0	31.006	1:38.483	11 - 29.438	228.8	37.560	196.7	30.725	1:37.723
4 -	29.580	228.8	37.670	196.7	31.175	1:38.425	12 - 29.538	229.7	37.331	196.3	30.738	1:37.607
5 -	29.542	227.8	37.752	196.3	30.889	1:38.183	13 - <i>29.329</i>	230.7	<i>37.328</i>	197.4	<i>30.633</i>	1:37.290
6 -	29.490	229.2	37.669	195.2	31.029	1:38.188	14 - 29.331	231.2	37.500	197.4	30.748	1:37.579
7 -	29.403	229.7	37.630	194.9	30.909	1:37.942	15 - 29.353	<i>231.7</i>	37.817	<i>199.6</i>	31.659	1:38.829
8 -	29.429	228.8	37.725	196.0	30.828	1:37.982	16 - 29.480	230.7	37.661	198.5	31.205	1:38.346

Weather/Track: Sun 13°/Dry 16°

www.mstworld.com

Page 6 of 6

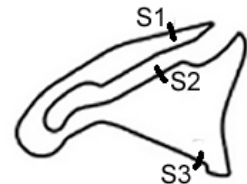
Magny-Cours
Circuit Length = 4.4110 km.
Start: 13:44 End: 14:10
Printed - 14:15 Sunday, 30 April 2006

Campeonato de Espana de F3 Race 2 - Best Sector Speeds Report

SECTOR 1					SECTOR 2					SECTOR 3				
POS	NO	NAME	SPEED	LAP	NO	NAME	SPEED	LAP	NO	NAME	SPEED	LAP		
1	30	VILLA	231.7	15	30	VILLA	199.6	15						
2	5	BARBA	231.2	11	6	RODRIGUEZ	199.2	16						
3	20	CHAR	230.7	10	13	CORTES	199.2	10						
4	9	SAEZ MERINO	230.2	4	20	CHAR	199.2	4						
5	11	IACONELLI	230.2	2	8	CERQUEDA	198.8	2						
6	6	RODRIGUEZ	229.2	12	1	MARTINEZ UC	198.5	2						
7	19	POLAR	229.2	4	2	PROST	198.5	5						
8	8	CERQUEDA	228.8	6	11	IACONELLI	198.5	5						
9	24	REGO	228.8	4	15	MONSERRAT	198.1	5						
10	15	MONSERRAT	228.3	1	5	BARBA	197.8	4						
11	2	PROST	227.3	4	9	SAEZ MERINO	197.8	2						
12	18	SANCHEZ FLO	226.4	4	19	POLAR	197.8	5						
13	27	LOPEZ BALBO	226.4	7	4	JIMINEZ	197.4	15						
14	28	PAMPLO	226.4	2	14	RISATTI	197.4	2						
15	13	CORTES	225.9	11	18	SANCHEZ FLO	197.4	4						
16	26	RUBIEJO	225.9	2	27	LOPEZ BALBO	197.4	1						
17	4	JIMINEZ	225.4	11	10	LLOBELL	196.3	3						
18	14	RISATTI	225.4	4	24	REGO	196.3	15						
19	1	MARTINEZ UC	225.0	4	25	COSIDO LOPE	195.2	3						
20	25	COSIDO LOPE	224.5	12	26	RUBIEJO	194.9	14						
21	10	LLOBELL	224.0	4	17	CAMPOS JNR	194.5	3						
22	17	CAMPOS JNR	224.0	4	28	PAMPLO	185.8	2						



Weather/Track: Bright 13°/Dry 16°



Circuit Length - 4.4110 kilometres
Circuit de Nevers
Magny Cours

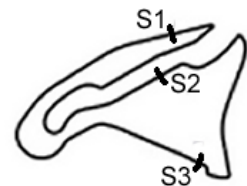
Campeonato de Espana de F3 Race 2 - Best Sector Times Report

POS	NO	SECTOR 1		SECTOR 2		SECTOR 3		IDEAL/BEST LAP COMPARISON							
		TIME	LAP	NO	TIME	LAP	NO	TIME	LAP	NO	NAME	IDEAL	BEST	LAP	DIFF
1	30	29.329	13	30	37.328	13	6	30.444	9	30	VILLA	1:37.290	1:37.290	13	+ 0.000
2	13	29.514	12	4	37.383	16	13	30.500	12	14	RISATTI	1:37.491	1:37.638	13	+ 0.147
3	2	29.521	9	14	37.431	15	4	30.507	13	13	CORTES	1:37.558	1:37.656	12	+ 0.098
4	14	29.543	15	2	37.491	7	14	30.517	13	4	JIMINEZ	1:37.574	1:37.744	13	+ 0.170
5	5	29.569	10	9	37.508	10	5	30.574	12	2	PROST	1:37.638	1:37.867	7	+ 0.229
6	6	29.585	9	13	37.544	3	2	30.626	13	6	RODRIGUEZ	1:37.645	1:37.686	9	+ 0.041
7	11	29.594	11	8	37.579	12	30	30.633	13	5	BARBA	1:37.777	1:37.920	14	+ 0.143
8	4	29.684	6	6	37.616	14	15	30.655	7	11	IACONELLI	1:38.090	1:38.283	8	+ 0.193
9	1	29.751	12	5	37.634	13	11	30.685	8	8	CERQUEDA	1:38.122	1:38.221	12	+ 0.099
10	8	29.759	13	1	37.738	7	8	30.784	12	15	MONSERRAT	1:38.260	1:38.377	14	+ 0.117
11	15	29.815	14	15	37.790	14	1	30.813	6	9	SAEZ MERIN	1:38.289	1:38.326	16	+ 0.037
12	9	29.953	16	11	37.811	10	9	30.828	16	1	MARTINEZ	1:38.302	1:38.506	6	+ 0.204
13	19	30.020	12	19	38.232	7	19	30.984	12	19	POLAR	1:39.236	1:39.243	12	+ 0.007
14	18	30.164	12	24	38.261	15	10	31.139	3	24	REGO	1:39.734	1:40.540	11	+ 0.806
15	24	30.195	4	18	38.322	9	24	31.278	10	18	SANCHEZ FL	1:39.867	1:39.896	9	+ 0.029
16	20	30.228	11	10	38.439	3	18	31.381	9	10	LLOBELL	1:39.877	1:39.894	3	+ 0.017
17	26	30.230	15	20	38.499	13	25	31.432	13	26	RUBIEJO	1:40.331	1:40.530	14	+ 0.199
18	10	30.299	4	26	38.524	7	17	31.538	6	25	COSIDO LOP	1:40.368	1:40.597	12	+ 0.229
19	27	30.343	14	25	38.590	12	26	31.577	14	20	CHAR	1:40.398	1:40.814	16	+ 0.416
20	25	30.346	12	17	38.611	10	20	31.671	12	17	CAMPOS JN	1:40.561	1:40.719	6	+ 0.158
21	17	30.412	6	27	38.828	7	27	31.812	8	27	LOPEZ BALB	1:40.983	1:41.725	13	+ 0.742
22	28	31.039	2	28	41.393	4	28	33.898	4	28	PAMPLO	1:46.330	1:49.793	2	+ 3.463

'Perfect Lap' - 1:37.101



Weather/Track: Bright 13°/Dry 16°



Circuit Length - 4.4110 kilometres
Circuit de Nevers
Magny Cours

Printed at 14:17, Sunday, 30 April, 2006

© MST Systems Ltd, 2005 (www.mstworld.com)

Page 1

Campeonato de Espana de F3 LAP CHART - RACE 2

Lap 1			Lap 2			Lap 3			Lap 4			Lap 5		
No	Behind	Laptime	No	Behind	Laptime	No	Behind	Laptime	No	Behind	Laptime	No	Behind	Laptime
13		1:39.471	13		1:38.789	13		1:38.037	13		1:38.261	13		1:38.006
30	2.612	1:42.083	30	2.916	1:39.093	30	3.362	1:38.483	30	3.526	1:38.425	30	3.703	1:38.183
14	3.098	1:42.569	14	3.261	1:38.952	14	3.905	1:38.681	14	4.050	1:38.406	14	4.293	1:38.249
2	3.980	1:43.451	2	4.118	1:38.927	2	4.830	1:38.749	2	4.667	1:38.098	2	5.180	1:38.519
6	4.814	1:44.285	6	5.885	1:39.860	6	6.481	1:38.633	6	6.221	1:38.001	6	6.229	1:38.014
4	5.333	1:44.804	4	7.702	1:41.158	4	8.811	1:39.146	4	8.994	1:38.444	4	9.342	1:38.354
1	5.986	1:45.457	1	8.263	1:41.066	1	11.128	1:40.902	1	12.469	1:39.602	1	13.300	1:38.837
15	7.633	1:47.104	15	8.953	1:40.109	15	11.303	1:40.387	15	13.701	1:40.659	15	14.751	1:39.056
9	8.552	1:48.023	9	9.849	1:40.086	9	11.650	1:39.838	19	17.767	1:43.021	11	19.012	1:38.868
19	8.968	1:48.439	19	10.849	1:40.670	19	13.007	1:40.195	11	18.150	1:41.103	19	20.195	1:40.434
10	9.905	1:49.376	10	12.722	1:41.606	10	14.579	1:39.894	9	19.361	1:45.972	9	20.637	1:39.282
11	10.484	1:49.955	11	13.247	1:41.552	11	15.308	1:40.098	17	20.600	1:41.627	17	24.237	1:41.643
17	10.734	1:50.205	17	14.023	1:42.078	8	15.889	1:39.542	18	23.172	1:42.750	18	25.781	1:40.615
18	11.106	1:50.577	8	14.384	1:41.341	17	17.234	1:41.248	10	23.864	1:47.546	5	26.192	1:39.664
8	11.832	1:51.303	18	15.372	1:43.055	18	18.683	1:41.348	5	24.534	1:40.630	8	26.667	1:39.649
25	12.751	1:52.222	25	16.367	1:42.405	25	20.799	1:42.469	8	25.024	1:47.396	25	29.291	1:41.916
27	13.243	1:52.714	20	18.537	1:43.221	20	21.821	1:41.321	25	25.381	1:42.843	20	30.149	1:42.465
20	14.105	1:53.576	27	19.172	1:44.718	5	22.165	1:40.631	20	25.690	1:42.130	27	34.324	1:42.990
26	14.429	1:53.900	5	19.571	1:41.720	27	24.487	1:43.352	27	29.340	1:43.114	26	35.306	1:42.301
28	14.846	1:54.317	26	22.970	1:47.330	26	27.335	1:42.402	26	31.011	1:41.937	24	46.652	1:41.475
24	16.376	1:55.847	28	25.850	1:49.793P	24	29.786	1:41.080	28	1 LAP	3:28.716P	10	48.890	2:03.032P
5	16.640	1:56.111	24	26.743	1:49.156				24	43.183	1:51.658			

Weather/Track: Sun 13°/Dry 16°

www.mstworld.com

Page 1 of 4

Magny-Cours
Circuit Length = 4.4110 km.
Start: 13:44 End: 14:10

Printed - 14:15 Sunday, 30 April 2006

Campeonato de Espana de F3

LAP CHART - RACE 2

(contd.)

Lap 6			Lap 7			Lap 8			Lap 9			Lap 10		
No	Behind	Laptime	No	Behind	Laptime	No	Behind	Laptime	No	Behind	Laptime	No	Behind	Laptime
13		1:38.299	13		1:38.175	13		1:38.292	13		1:38.317	13		1:38.120
30	3.592	1:38.188	30	3.359	1:37.942	30	3.049	1:37.982	30	2.868	1:38.136	30	2.617	1:37.869
14	4.311	1:38.317	14	4.165	1:38.029	14	3.927	1:38.054	14	3.911	1:38.301	14	3.714	1:37.923
2	5.105	1:38.224	2	4.797	1:37.867	2	4.607	1:38.102	2	4.357	1:38.067	2	4.759	1:38.522
6	6.168	1:38.238	6	6.030	1:38.037	6	5.722	1:37.984	6	5.091	1:37.686	6	5.317	1:38.346
4	8.976	1:37.933	4	9.506	1:38.705	4	9.300	1:38.086	4	9.279	1:38.296	4	8.993	1:37.834
1	13.507	1:38.506	1	14.049	1:38.717	1	14.741	1:38.984	1	15.691	1:39.267	1	16.453	1:38.882
15	15.366	1:38.914	15	16.095	1:38.904	15	16.843	1:39.040	15	17.620	1:39.094	15	18.217	1:38.717
11	19.300	1:38.587	11	19.997	1:38.872	11	19.988	1:38.283	11	20.174	1:38.503	11	20.455	1:38.401
19	21.402	1:39.506	19	22.700	1:39.473	19	24.257	1:39.849	9	26.242	1:39.785	9	26.860	1:38.738
9	22.086	1:39.748	9	23.391	1:39.480	9	24.774	1:39.675	19	27.120	1:41.180	19	28.594	1:39.594
17	26.657	1:40.719	5	27.547	1:38.595	5	27.969	1:38.714	5	28.021	1:38.369	5	29.087	1:39.186
5	27.127	1:39.234	8	29.946	1:39.816	8	30.970	1:39.316	8	31.500	1:38.847	8	32.080	1:38.700
8	28.305	1:39.937	17	30.937	1:42.455	18	34.720	1:41.213	18	36.299	1:39.896	18	38.548	1:40.369
18	29.613	1:42.131	18	31.799	1:40.361	17	36.890	1:44.245	17	40.275	1:41.702	17	43.325	1:41.170
25	32.507	1:41.515	25	35.502	1:41.170	25	39.324	1:42.114	25	42.241	1:41.234	25	45.009	1:40.888
20	33.225	1:41.375	20	36.906	1:41.856	20	39.798	1:41.184	20	42.858	1:41.377	20	45.609	1:40.871
26	41.043	1:44.036	26	43.695	1:40.827	26	46.286	1:40.883	26	49.182	1:41.213	26	51.802	1:40.740
27	41.678	1:45.653	27	45.638	1:42.135	27	49.514	1:42.168	27	54.065	1:42.868	27	58.133	1:42.188
24	50.343	1:41.990	24	52.769	1:40.601	24	55.390	1:40.913	24	58.533	1:41.460	24	1:01.374	1:40.961
			28	3 LAPS	5:39.091P									

Weather/Track: Sun 13°/Dry 16°

www.mstworld.com

Page 2 of 4

Magny-Cours
Circuit Length = 4.4110 km.
Start: 13:44 End: 14:10

Printed - 14:15 Sunday, 30 April 2006

Campeonato de Espana de F3

LAP CHART - RACE 2

(contd.)

Lap 11			Lap 12			Lap 13			Lap 14			Lap 15		
No	Behind	Laptime	No	Behind	Laptime	No	Behind	Laptime	No	Behind	Laptime	No	Behind	Laptime
13		1:38.203	13		1:37.656	13		1:37.951	13		1:38.054	13		1:39.090
30	2.137	1:37.723	30	2.088	1:37.607	30	1.427	1:37.290	30	0.952	1:37.579	30	0.691	1:38.829
14	3.503	1:37.992	14	3.652	1:37.805	14	3.339	1:37.638	14	3.129	1:37.844	14	1.793	1:37.754
2	4.791	1:38.235	2	5.370	1:38.235	2	5.579	1:38.160	2	5.646	1:38.121	2	4.893	1:38.337
6	5.299	1:38.185	6	5.849	1:38.206	6	6.148	1:38.250	6	6.158	1:38.064	6	5.521	1:38.453
4	8.539	1:37.749	4	9.225	1:38.342	4	9.018	1:37.744	4	9.100	1:38.136	4	7.819	1:37.809
1	17.481	1:39.231	1	18.568	1:38.743	1	19.130	1:38.513	1	19.800	1:38.724	1	20.039	1:39.329
15	18.914	1:38.900	15	19.827	1:38.569	15	20.733	1:38.857	15	21.056	1:38.377	15	22.375	1:40.409
11	21.395	1:39.143	11	22.791	1:39.052	11	24.137	1:39.297	11	25.693	1:39.610	11	25.557	1:38.954
9	27.378	1:38.721	9	28.410	1:38.688	9	28.959	1:38.500	9	29.477	1:38.572	9	28.999	1:38.612
5	29.448	1:38.564	5	29.794	1:38.002	5	31.028	1:39.185	5	30.894	1:37.920	5	29.876	1:38.072
19	30.700	1:40.309	19	32.287	1:39.243	8	34.849	1:39.860	8	35.976	1:39.181	8	35.988	1:39.102
8	32.375	1:38.498	8	32.940	1:38.221	19	35.506	1:41.170	19	37.760	1:40.308	19	39.103	1:40.433
18	40.712	1:40.367	18	43.376	1:40.320	18	46.445	1:41.020	18	49.103	1:40.712	18	51.783	1:41.770
17	46.978	1:41.856	17	50.300	1:40.978	25	53.782	1:40.683	25	56.627	1:40.899	25	59.137	1:41.600
25	48.109	1:41.303	25	51.050	1:40.597	17	55.632	1:43.283	17	59.166	1:41.588	17	1:02.039	1:41.963
26	54.589	1:40.990	26	57.803	1:40.870	26	1:01.199	1:41.347	26	1:03.675	1:40.530	26	1:06.302	1:41.717
20	55.732	1:48.326	20	58.937	1:40.861	20	1:01.881	1:40.895	20	1:04.716	1:40.889	20	1:06.771	1:41.145
27	1:02.006	1:42.076	27	1:07.220	1:42.870	27	1:10.994	1:41.725	24	1:15.007	1:41.280	24	1:17.477	1:41.560
24	1:03.711	1:40.540	24	1:07.926	1:41.871	24	1:11.781	1:41.806	27	1:15.579	1:42.639	27	1:20.252	1:43.763

Weather/Track: Sun 13°/Dry 16°

www.mstworld.com

Page 3 of 4

Magny-Cours
Circuit Length = 4.4110 km.
Start: 13:44 End: 14:10

Printed - 14:15 Sunday, 30 April 2006

**Campeonato de Espana de F3
LAP CHART - RACE 2**

(contd.)

Lap 16			Lap 17			Lap 18			Lap 19			Lap 20		
No	Behind	Laptime	No	Behind	Laptime	No	Behind	Laptime	No	Behind	Laptime	No	Behind	Laptime
13		1:38.758												
30	0.279	1:38.346												
14	1.054	1:38.019												
2	5.553	1:39.418												
6	5.766	1:39.003												
4	7.035	1:37.974												
1	21.039	1:39.758												
15	22.394	1:38.777												
11	26.268	1:39.469												
9	28.567	1:38.326												
5	29.328	1:38.210												
8	35.862	1:38.632												
19	41.485	1:41.140												
18	54.684	1:41.659												
25	1:02.870	1:42.491												
17	1:04.838	1:41.557												
26	1:08.204	1:40.660												
20	1:08.827	1:40.814												
24	1:21.436	1:42.717												
27	1:26.749	1:45.255												

Weather/Track: Sun 13°/Dry 16°