



FIA WORLD TOURING CAR CHAMPIONSHIP

Rounds 3 & 4

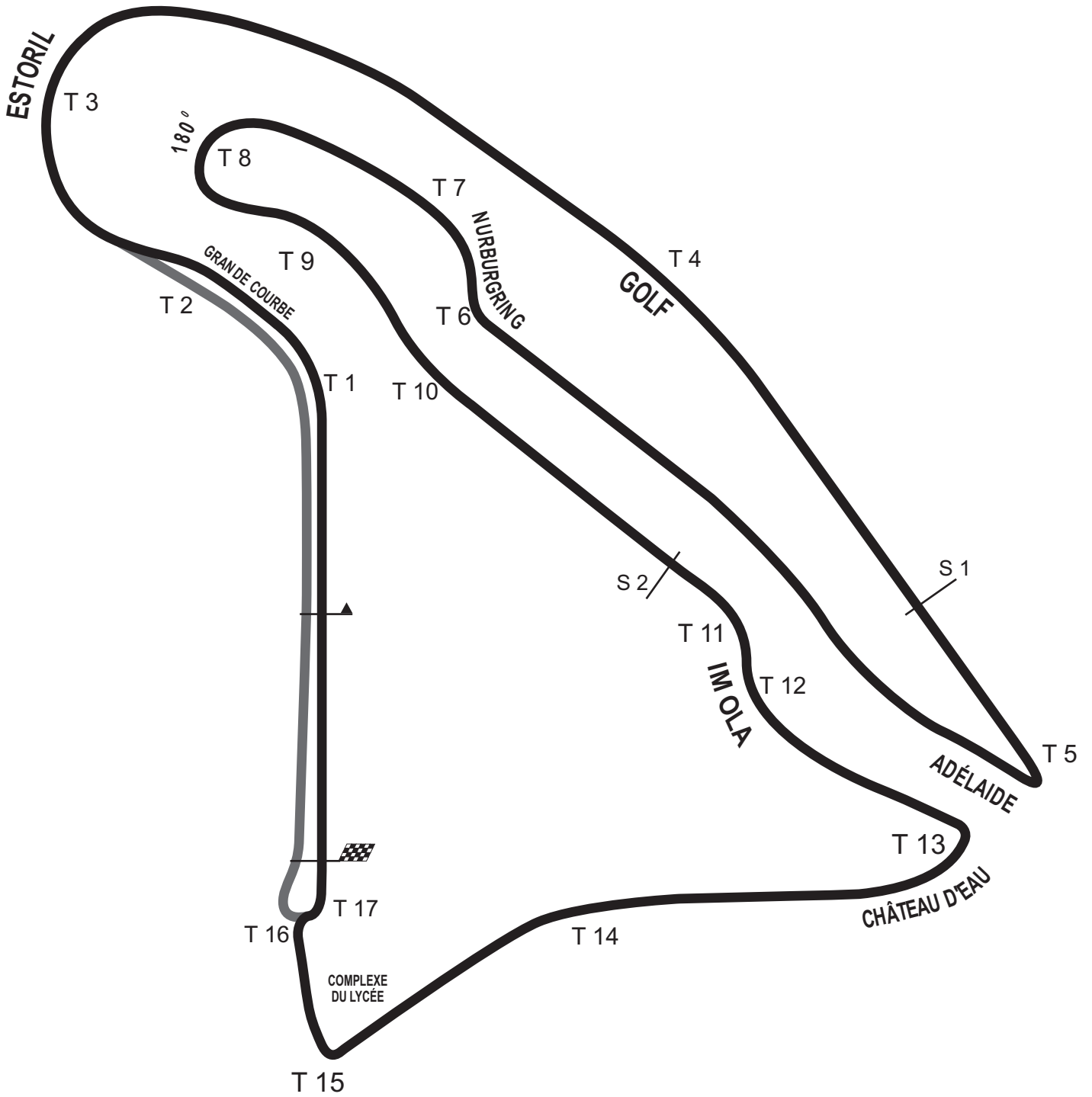
Magny Cours
29th - 30th April 2006



Timing and Results by MST Systems Ltd
www.mstworld.com



WTCC BERU Race of France – Circuit de Nevers Magny-Cours – 29 / 30 April 2006
www.fiawtcc.com – www.magnyf1.com



2006 FIA World Touring Car Championship

FREE PRACTICE 1

POS	NO	CL	DRIVER	NAT	CAR	TIME	LAPS	GAP	KPH
1	10		Peter TERTING	GER	SEAT Leon	1:49.855	10		144.55
2	42		Jorg MULLER	GER	BMW 320si	1:49.915	15	0.060	144.47
3	3		Rickard RYDELL	SWE	SEAT Leon	1:50.164	10	0.309	144.14
4	43		Dirk MULLER	GER	BMW 320si	1:50.169	13	0.314	144.13
5	12		Yvan MULLER	FRA	SEAT Leon	1:50.208	11	0.353	144.08
6	2		Gabriele TARQUINI	ITA	SEAT Leon	1:50.559	10	0.704	143.63
7	11		James THOMPSON	GBR	SEAT Leon	1:50.683	11	0.828	143.46
8	1		Andy PRIAULX	GBR	BMW 320si	1:50.730	14	0.875	143.40
9	9		Jordi GENE	ESP	SEAT Leon	1:50.876	10	1.021	143.21
10	6		Robert HUFF	GBR	Chevrolet Lacetti	1:51.053	12	1.198	142.99
11	20	I	Tom CORONEL	NED	SEAT Toledo Cupra	1:51.083	12	1.228	142.95
12	8		Alain MENU	SUI	Chevrolet Lacetti	1:51.249	11	1.394	142.73
13	4		Alessandro ZANARDI	ITA	BMW 320si	1:51.352	11	1.497	142.60
14	31	I	Stefano D'ASTE	ITA	BMW 320i	1:51.432	14	1.577	142.50
15	7		Nicola LARINI	ITA	Chevrolet Lacetti	1:51.452	12	1.597	142.47
16	16		Gianni MORBIDELLI	ITA	Alfa Romeo 156	1:51.471	12	1.616	142.45
17	5		Marcel COSTA	ESP	BMW 320si	1:51.682	14	1.827	142.18
18	30	I	Luca RANGONI	ITA	BMW 320si	1:51.689	12	1.834	142.17
19	51	I	Alessandro BALZAN	ITA	Alfa Romeo 156	1:51.838	12	1.983	141.98
20	58	I	Roberto COLCIAGO	ITA	SEAT Leon	1:51.838	12	1.983	141.98
21	15		Augusto FARFUS	BRA	Alfa Romeo 156	1:51.867	12	2.012	141.95
22	54	I	Emanuele NASPETTI	ITA	BMW 320i	1:51.898	12	2.043	141.91
23	33	I	Emmet O'BRIEN	IRL	BMW 320i	1:52.286	14	2.431	141.42
24	18		Salvatore TAVANO	ITA	Alfa Romeo 156	1:52.460	5	2.605	141.20
25	23	I	Pierre-Yves CORTHALS	BEL	Honda Accord Euro R	1:52.560	11	2.705	141.07
26	55	I	Stefano VALLI	RSM	BMW 320i	1:52.813	13	2.958	140.76
27	52	I	Elio MARCHETTI	ITA	Alfa Romeo 156	1:53.121	13	3.266	140.37
28	56	I	Simone IACONE	ITA	BMW 320i	1:54.112	11	4.257	139.15
29	53	I	Riccardo ROMAGNOLI	ITA	Alfa Romeo 156 Gta	1:54.339	13	4.484	138.88
30	19	I	Maurizio CERESOLI	ITA	SEAT Toledo Cupra	1:54.481	12	4.626	138.70
31	24	I	Ryan SHARP	GBR	Honda Accord Euro R	1:54.495	11	4.640	138.69
32	57	I	Davide RODA	ITA	SEAT Leon	1:56.358	8	6.503	136.47
33	34	I	Diego ROMANINI	ITA	BMW 320i	2:04.508	2	14.653	127.53

Weather/Track: Cloud 5°/Dry 8°

Magny-Cours
Circuit Length = 4.4110 km.
Start: 09:00 End: 09:30

Race Director:	Steward:	Timekeeper:
----------------	----------	-------------

2006 FIA World Touring Car Championship

FREE PRACTICE 1 - SECTOR ANALYSIS

1 Andy PRIAULX															
				GBR		BMW 320si									
1	-X:00.000	182.1	45.805	178.8	36.803	X:00.000	8	-3:35.181	<i>216.4</i>	43.141	179.1	35.527	4:53.849		
2	-	34.306	215.1	43.579	179.1	35.143	1:53.028	9	- <i>33.777</i>	214.7	<i>42.299</i>	<i>180.3</i>	<i>34.654</i>	1:50.730	
3	-	33.961	215.1	42.508	179.4	35.028	1:51.497	10	-	33.820	214.7	43.188	180.0	36.522	1:53.530P
4	-	33.933	215.5	45.250	179.7	35.587	1:54.770	11	-2:15.192	215.1	42.536	179.4	34.842	3:32.570	
5	-	33.890	214.7	42.634	179.7	34.830	1:51.354	12	-	33.841	215.1	42.333	180.0	35.080	1:51.254
6	-	33.860	215.1	42.726	178.8	34.816	1:51.402	13	-	33.826	215.1	42.409	<i>180.3</i>	35.198	1:51.433
7	-	34.084	215.5	42.719	178.8	36.521	1:53.324P	14	-	34.733	214.7	42.791	<i>180.3</i>	36.571	1:54.095P
2 Gabriele TARQUINI															
				ITA		SEAT Leon									
1	-X:00.000	181.2	46.853	179.4	36.099	X:00.000	6	-	33.995	216.4	42.201	178.8	34.766	1:50.962	
2	-	34.508	<i>216.8</i>	42.613	179.1	34.736	1:51.857	7	-	34.905	216.4	42.472	180.3	38.685	1:56.062P
3	-	33.878	216.4	<i>42.097</i>	<i>180.6</i>	<i>34.584</i>	1:50.559	8	-5:44.633	215.1	43.441	178.2	35.106	X:00.000	
4	-	<i>33.875</i>	216.4	42.477	179.7	40.243	1:56.595P	9	-	34.192	<i>216.8</i>	47.552	125.2	37.314	1:59.058
5	-5:34.427	210.1	43.734	177.9	35.381	X:00.000	X:00.000	10	-	34.227	216.4	43.333	179.4	36.749	1:54.309P
3 Rickard RYDELL															
				SWE		SEAT Leon									
1	-X:00.000	164.8	46.418	181.8	38.926	X:00.000	6	-	33.651	217.7	42.566	181.5	35.046	1:51.263	
2	-	34.324	217.7	43.333	181.8	35.012	1:52.669	7	- <i>33.632</i>	216.8	<i>42.087</i>	<i>182.7</i>	34.445	1:50.164	
3	-	33.782	<i>220.4</i>	42.568	182.1	<i>34.282</i>	1:50.632	8	-	34.505	216.0	43.591	181.2	39.479	1:57.575P
4	-	34.213	216.0	43.415	178.8	37.916	1:55.544P	9	-5:34.159	216.4	42.677	181.2	34.951	X:00.000	
5	-6:30.530	214.2	46.820	147.9	35.678	X:00.000	X:00.000	10	-	33.815	217.3	42.217	182.4	34.319	1:50.351
4 Alessandro ZANARDI															
				ITA		BMW 320si									
1	-X:00.000	193.8	52.783	169.5	38.156	X:00.000	7	-	34.005	<i>219.5</i>	42.443	178.8	36.469	1:52.917P	
2	-	34.782	217.3	43.358	179.1	35.695	1:53.835	8	-4:42.594	202.6	43.464	179.4	35.465	X:00.000	
3	-	34.316	216.8	42.866	<i>180.3</i>	36.287	1:53.469	9	-	33.912	219.0	42.767	<i>180.3</i>	<i>34.972</i>	1:51.651
4	-	37.509	181.8	46.243	178.8	36.271	2:00.023	10	- <i>33.908</i>	219.0	42.890	179.7	35.303	1:52.101	
5	-	34.183	216.8	42.650	180.0	35.604	1:52.437	11	-	56.197	1:41.243	1:22.260	3:59.700P		
6	-	33.987	217.7	<i>42.235</i>	179.4	35.130	1:51.352								

Weather/Track: Cloud 5°/Dry 8°

www.mstworld.com

Page 1 of 8

Magny-Cours
Circuit Length = 4.4110 km.
Start: 09:00 End: 09:30

Printed - 09:34 Saturday, 29 April 2006

2006 FIA World Touring Car Championship FREE PRACTICE 1 - SECTOR ANALYSIS

(contd.)

5		Marcel COSTA			ESP		BMW 320si						
1	X:00.000	197.8	47.893	169.0	39.341	X:00.000	8	5:14.153	213.8	42.821	180.6	35.756	X:00.000
2	35.511	214.7	44.501	179.1	36.430	1:56.442	9	34.129	216.4	42.617	180.6	35.273	1:52.019
3	34.557	218.6	43.828	179.4	35.596	1:53.981	10	34.102	216.4	42.979	180.3	35.409	1:52.490
4	34.532	216.0	42.837	179.7	37.240	1:54.609	11	34.131	218.1	42.846	180.6	34.928	1:51.905
5	34.207	216.4	45.325	179.4	36.051	1:55.583	12	33.922	218.1	42.733	180.6	35.027	1:51.682
6	33.966	219.9	42.757	180.3	35.317	1:52.040	13	34.406	216.8	46.046	179.4	36.866	1:57.318
7	35.205	213.0	45.407	180.6	37.232	1:57.844P	14	34.118	219.5	42.713	181.5	37.128	1:53.959P
6		Robert HUFF			GBR		Chevrolet Lacetti						
1	X:00.000	201.8	45.959	179.7	38.624	X:00.000	7	5:30.985	215.1	42.532	179.7	34.944	X:00.000
2	34.222	219.9	43.694	175.8	35.272	1:53.188	8	33.874	216.8	42.710	181.5	34.759	1:51.343
3	33.908	221.3	43.109	181.8	35.173	1:52.190	9	33.907	217.7	42.545	181.2	34.601	1:51.053
4	34.174	221.7	42.768	180.6	35.152	1:52.094	10	34.292	219.0	43.130	181.2	36.944	1:54.366P
5	34.134	220.8	43.575	180.9	36.005	1:53.714	11	4:06.630	218.1	42.818	180.0	34.890	X:00.000
6	33.884	220.4	42.885	180.3	38.538	1:55.307P	12	33.969	218.6	43.167	180.0	34.542	1:51.678
7		Nicola LARINI			ITA		Chevrolet Lacetti						
1						X:00.000P	7						1:54.657P
2						2:35.684	8			6:19.126	179.7		X:00.000
3						1:53.052	9						1:51.559
4						1:51.647	10	34.059	216.4	42.432	180.3	35.628	1:52.119
5						1:51.452	11	34.179	215.5	42.470	180.9	40.622	1:57.271P
6						1:55.007	12	2:45.614	219.0	43.403	180.0	35.267	4:04.284
8		Alain MENU			SUI		Chevrolet Lacetti						
1	X:00.000	208.4	45.891	180.3	38.213	X:00.000	7	33.981	216.0	42.574	181.8	35.148	1:51.703
2	34.408	218.6	42.554	181.5	37.001	1:53.963	8	34.634	217.3	43.396	180.6	40.520	1:58.550P
3	33.976	219.5	42.709	180.9	34.945	1:51.630	9	4:19.254	210.5	43.225	180.6	35.304	X:00.000
4	34.301	218.6	42.491	180.6	38.283	1:55.075P	10	34.048	215.5	42.646	180.9	34.940	1:51.634
5	6:57.322	214.7	43.972	180.3	40.921	X:00.000	11	35.979	210.9	46.124	179.1	37.990	2:00.093P
6	34.020	217.3	42.274	181.8	34.955	1:51.249							

Weather/Track: Cloud 5°/Dry 8°

www.mstworld.com

Page 2 of 8

Magny-Cours
Circuit Length = 4.4110 km.
Start: 09:00 End: 09:30

Printed - 09:34 Saturday, 29 April 2006

2006 FIA World Touring Car Championship FREE PRACTICE 1 - SECTOR ANALYSIS

(contd.)

9	Jordi GENE			ESP	SEAT Leon								
1	X:00.000	213.0	45.411	180.6	36.812	X:00.000	6 - 33.744	<i>216.8</i>	<i>42.362</i>	180.6	<i>34.770</i>	1:50.876	
2	-	34.316	216.0	43.086	181.2	35.011	1:52.413	7 - <i>33.618</i>	215.5	42.951	180.0	35.360	1:51.929
3	-	33.815	216.0	42.394	<i>182.4</i>	34.816	1:51.025	8 - 33.972	216.0	43.056	180.6	37.796	1:54.824P
4	-	34.767	157.6	47.343	180.0	41.582	2:03.692P	9 - 5:35.856	205.7	44.561	180.0	35.270	X:00.000
5	-	5:40.695	205.7	44.108	179.4	35.514	X:00.000	10 - 33.977	216.4	42.932	180.6	34.999	1:51.908
10	Peter TERTING			GER	SEAT Leon								
1	X:00.000	196.0	51.131	171.7	38.022	X:00.000	6 - 33.696	215.5	<i>41.838</i>	180.9	34.321	1:49.855	
2	-	33.860	216.0	42.455	180.9	34.925	1:51.240	7 - 33.821	<i>216.8</i>	43.586	179.1	42.792	2:00.199P
3	-	33.683	<i>216.8</i>	43.077	180.9	40.861	1:57.621P	8 - 7:52.437	215.5	44.778	179.4	34.661	X:00.000
4	-	4:56.332	204.5	46.192	175.8	35.619	X:00.000	9 - 33.685	216.0	42.124	179.7	<i>34.238</i>	1:50.047
5	-	<i>33.484</i>	216.0	42.086	<i>181.2</i>	34.406	1:49.976	10 - 35.060	188.1	48.004	158.1	41.225	2:04.289P
11	James THOMPSON			GBR	SEAT Leon								
1	X:00.000	198.5	51.466	97.2	37.193	X:00.000	7 - <i>33.825</i>	<i>219.5</i>	<i>42.237</i>	180.3	34.621	1:50.683	
2	-	34.073	218.1	42.616	180.9	34.648	1:51.337	8 - 34.126	215.1	43.983	180.3	37.847	1:55.956P
3	-	33.944	217.3	42.708	181.2	34.560	1:51.212	9 - 3:21.768	213.8	45.081	180.3	38.414	4:45.263
4	-	37.029	200.7	47.179	181.5	40.366	2:04.574P	10 - 34.012	216.4	42.441	181.2	34.504	1:50.957
5	-	3:49.634	213.8	44.114	180.3	35.560	X:00.000	11 - 36.346	189.8	44.854	<i>182.7</i>	37.968	1:59.168P
6	-	34.058	216.0	42.465	181.2	<i>34.371</i>	1:50.894						
12	Yvan MULLER			FRA	SEAT Leon								
1	X:00.000	213.4	44.796	177.9	39.170	X:00.000	7 - 33.797	213.0	<i>42.034</i>	178.8	<i>34.377</i>	1:50.208	
2	-	34.247	216.0	42.174	<i>180.3</i>	34.846	1:51.267	8 - <i>33.769</i>	213.4	44.334	177.3	38.158	1:56.261P
3	-	33.893	<i>216.8</i>	42.540	178.8	34.878	1:51.311	9 - 4:15.662	210.1	43.451	178.5	36.257	X:00.000
4	-	33.945	<i>216.8</i>	42.322	180.0	34.539	1:50.806	10 - 34.029	213.8	43.938	177.9	37.979	1:55.946
5	-	34.057	215.5	44.038	175.0	40.668	1:58.763P	11 - 33.956	214.7	42.372	179.4	34.698	1:51.026
6	-	6:16.742	213.4	43.645	179.1	35.254	X:00.000						
15	Augusto FARFUS			BRA	Alfa Romeo 156								
1	X:00.000	212.1	45.828	180.0	37.294	X:00.000	7 - 34.226	219.9	42.966	180.6	35.153	1:52.345	
2	-	35.264	219.0	43.907	180.9	35.490	1:54.661	8 - 34.092	219.9	43.070	179.7	40.461	1:57.623P
3	-	34.347	218.1	42.946	179.7	35.323	1:52.616	9 - 7:25.266	132.3	55.088	179.7	36.001	X:00.000
4	-	<i>34.031</i>	220.8	<i>42.665</i>	<i>181.8</i>	35.171	1:51.867	10 - 34.486	219.5	43.320	180.6	35.315	1:53.121
5	-	34.456	217.7	43.023	179.4	35.241	1:52.720	11 - 34.156	<i>221.3</i>	42.786	181.2	<i>35.053</i>	1:51.995
6	-	34.091	219.5	46.814	179.1	35.826	1:56.731	12 - 36.175	218.6	44.023	180.9	40.205	2:00.403P

Weather/Track: Cloud 5°/Dry 8°

www.mstworld.com

Page 3 of 8

Magny-Cours
Circuit Length = 4.4110 km.
Start: 09:00 End: 09:30

Printed - 09:34 Saturday, 29 April 2006

2006 FIA World Touring Car Championship FREE PRACTICE 1 - SECTOR ANALYSIS

(contd.)

16	Gianni MORBIDELLI			ITA	Alfa Romeo 156				
1	X:00.000 186.8	47.529 180.0	37.333	X:00.000	7	34.070 219.5	42.628 182.1	35.228	1:51.926
2	34.607 223.6	43.468 183.0	35.416	1:53.491	8	33.803 220.8	43.258 182.4	35.277	1:52.338
3	34.115 221.7	43.088 181.2	35.031	1:52.234	9	33.835 220.8	42.925 182.4	35.522	1:52.282
4	33.882 224.0	42.449 182.4	35.140	1:51.471	10	33.940 222.6	43.055 182.4	38.999	1:55.994P
5	33.815 224.5	42.902 182.1	38.969	1:55.686P	11	4:56.169 219.9	43.576 180.9	35.913	X:00.000
6	4:20.397 219.5	43.075 181.5	35.354	X:00.000	12	34.015 221.7	43.054 182.4	35.270	1:52.339
18	Salvatore TAVANO			ITA	Alfa Romeo 156				
1				X:00.000P	4				1:52.460
2				X:00.000	5				2:24.652P
3				1:53.346					
19	Maurizio CERESOLI			ITA	SEAT Toledo Cupra				
1	X:00.000 157.2	51.341 170.8	44.257	X:00.000P	7	35.228 218.1	44.096 181.2	37.353	1:56.677P
2	2:27.653 210.9	45.237 180.0	36.742	3:49.632	8	4:43.940 219.0	47.163 182.1	36.162	X:00.000
3	39.547 175.0	47.236 183.0	36.936	2:03.719	9	35.139 218.1	45.065 178.2	35.912	1:56.116
4	38.771 213.8	44.845 183.0	36.039	1:59.655	10	34.872 219.0	44.758 183.9	36.335	1:55.965
5	35.074 219.0	44.294 182.7	36.314	1:55.682	11	37.304 205.7	46.199 182.1	37.233	2:00.736
6	35.043 219.5	44.875 180.0	36.121	1:56.039	12	34.829 219.5	43.613 183.0	36.039	1:54.481
20	Tom CORONEL			NED	SEAT Toledo Cupra				
1	X:00.000 187.5	46.306 181.5	41.112	X:00.000P	7	33.891 218.1	42.313 181.8	35.377	1:51.581
2	2:48.517 215.1	43.678 182.1	35.527	4:07.722	8	33.798 219.5	43.157 183.0	38.700	1:55.655P
3	34.173 219.0	43.627 180.6	34.967	1:52.767	9	6:02.063 216.4	43.260 182.7	35.312	X:00.000
4	34.975 218.6	43.929 181.2	35.224	1:54.128	10	33.833 218.6	42.580 183.6	35.424	1:51.837
5	33.958 217.7	42.800 180.0	34.897	1:51.655	11	33.757 219.0	42.432 182.7	34.999	1:51.188
6	33.899 216.8	42.329 182.4	34.855	1:51.083	12	33.978 216.8	42.496 182.7	34.961	1:51.435
23	Pierre-Yves CORTHALS			BEL	Honda Accord Euro R				
1	X:00.000 190.8	48.239 167.9	44.371	X:00.000P	7	34.423 218.6	42.897 183.0	39.707	1:57.027P
2	4:51.965 205.3	45.474 182.4	39.526	X:00.000	8	5:03.553 217.7	44.942 169.2	36.336	X:00.000
3	36.448 180.9	44.553 182.4	36.457	1:57.458	9	35.496 219.0	43.454 182.1	36.075	1:55.025
4	35.074 217.7	43.474 183.0	36.290	1:54.838	10	34.382 221.3	43.201 183.6	35.430	1:53.013
5	34.565 219.0	43.143 182.1	35.725	1:53.433	11	34.383 219.5	42.978 182.7	35.199	1:52.560
6	34.432 218.6	44.574 179.4	36.201	1:55.207					

Weather/Track: Cloud 5°/Dry 8°

www.mstworld.com

Page 4 of 8

Magny-Cours
Circuit Length = 4.4110 km.
Start: 09:00 End: 09:30

Printed - 09:34 Saturday, 29 April 2006

2006 FIA World Touring Car Championship FREE PRACTICE 1 - SECTOR ANALYSIS

(contd.)

24	Ryan SHARP				GBR	Honda Accord Euro R			
1	X:00.000 201.4	49.765 179.4	44.182	X:00.000P	7 - <i>34.656</i> 215.5	44.828 183.3	38.623	1:58.107	
2	3:02.094 214.7	47.466 149.5	38.904	4:28.464	8 - 34.794 215.5	43.972 182.7	36.654	1:55.420	
3	36.042 <i>216.0</i>	44.715 183.0	38.194	1:58.951	9 - 35.593 213.8	<i>43.106 185.2</i>	39.466	1:58.165P	
4	35.847 215.1	47.891 180.9	37.980	2:01.718	10 - 4:48.278 213.4	45.722 <i>185.2</i>	36.920	X:00.000	
5	35.328 215.5	45.115 184.6	37.246	1:57.689	11 - 34.726 214.7	43.443 183.9	<i>36.326</i>	1:54.495	
6	35.156 215.1	46.051 180.3	36.483	1:57.690					
30	Luca RANGONI				ITA	BMW 320si			
1	X:00.000 193.2	46.683 179.4	37.473	X:00.000	7 - 5:10.194 201.8	43.361 180.0	35.539	X:00.000	
2	35.185 215.1	43.533 178.2	36.997	1:55.715	8 - <i>34.079</i> 214.7	<i>42.480</i> 181.8	35.130	1:51.689	
3	34.609 <i>215.5</i>	42.880 181.2	<i>35.064</i>	1:52.553	9 - 34.785 215.1	43.693 176.7	35.556	1:54.034	
4	34.931 <i>215.5</i>	42.812 180.3	35.162	1:52.905	10 - 34.336 215.1	42.499 <i>182.7</i>	35.276	1:52.111	
5	34.274 214.7	42.712 180.3	35.165	1:52.151	11 - 34.130 215.1	42.907 180.9	35.557	1:52.594	
6	35.119 213.4	43.313 175.6	44.352	2:02.784P	12 - 41.206 144.0	48.200 155.6	44.698	2:14.104P	
31	Stefano D'ASTE				ITA	BMW 320i			
1	X:00.000 162.1	49.210 171.1	39.929	X:00.000	8 - 34.779 216.0	46.230 174.7	41.393	2:02.402P	
2	34.714 220.4	43.101 181.8	35.973	1:53.788	9 - 5:12.899 217.7	43.411 181.2	35.214	X:00.000	
3	34.092 <i>221.3</i>	42.950 181.2	35.014	1:52.056	10 - <i>33.902</i> 220.4	42.927 <i>182.4</i>	35.487	1:52.316	
4	34.414 220.8	43.023 180.6	35.443	1:52.880	11 - 34.277 220.4	42.623 <i>182.4</i>	35.635	1:52.535	
5	34.003 212.5	43.307 178.5	35.898	1:53.208	12 - 33.925 220.8	<i>42.552</i> 181.8	<i>34.955</i>	1:51.432	
6	34.114 218.1	42.624 181.2	35.269	1:52.007	13 - 33.938 <i>221.3</i>	43.231 181.8	35.476	1:52.645	
7	34.240 219.9	42.576 181.2	35.601	1:52.417	14 - 34.031 <i>221.3</i>	42.868 181.2	35.480	1:52.379	
33	Emmet O'BRIEN				IRL	BMW 320i			
1	X:00.000 208.4	48.147 177.6	39.895	X:00.000	8 - 35.433 213.8	43.155 182.4	35.338	1:53.926	
2	37.369 219.9	45.402 179.7	37.373	2:00.144	9 - 34.212 220.8	42.859 183.0	35.215	1:52.286	
3	35.289 220.4	44.088 181.5	36.035	1:55.412	10 - 34.559 219.0	43.186 182.1	35.612	1:53.357	
4	36.500 207.6	45.805 151.8	36.583	1:58.888	11 - 35.328 203.3	46.486 175.3	41.260	2:03.074P	
5	34.547 <i>221.7</i>	43.385 183.6	35.897	1:53.829	12 - 2:40.317 219.5	44.339 181.2	35.813	4:00.469	
6	34.206 220.8	43.709 <i>183.9</i>	35.234	1:53.149	13 - 34.756 220.4	43.403 183.6	36.131	1:54.290	
7	<i>34.122</i> 220.8	<i>42.808</i> 183.6	35.679	1:52.609	14 - 34.425 220.4	43.309 183.0	<i>35.201</i>	1:52.935	
34	Diego ROMANINI				ITA	BMW 320i			
1	X:00.000 181.2	54.675 169.5	38.975	X:00.000	2 - <i>37.281 213.4</i>	<i>49.663 173.6</i>	<i>37.564</i>	2:04.508	

Weather/Track: Cloud 5°/Dry 8°

www.mstworld.com

Page 5 of 8

Magny-Cours
Circuit Length = 4.4110 km.
Start: 09:00 End: 09:30

Printed - 09:34 Saturday, 29 April 2006

2006 FIA World Touring Car Championship FREE PRACTICE 1 - SECTOR ANALYSIS

(contd.)

42		Jorg MULLER			GER	BMW 320si							
1	X:00.000	210.5	44.419	181.5	39.184	X:00.000	9 - 2:05.795	211.7	42.342	180.9	34.761	3:22.898	
2	-	34.043	216.0	42.219	181.8	34.607	1:50.869	10 - 33.798	214.7	41.817	182.4	34.666	1:50.281
3	-	34.223	214.7	41.808	182.4	34.619	1:50.650	11 - 33.568	214.7	42.024	182.1	34.546	1:50.138
4	-	33.878	215.1	49.549	171.7	36.921	2:00.348	12 - 33.508	215.5	41.997	182.4	34.678	1:50.183
5	-	33.734	215.1	41.715	182.1	34.466	1:49.915	13 - 33.597	215.5	41.997	182.7	34.686	1:50.280
6	-	33.786	216.0	42.269	182.4	34.587	1:50.642	14 - 33.828	215.1	42.052	183.0	34.857	1:50.737
7	-	33.751	215.5	42.124	181.8	34.759	1:50.634	15 - 38.757	182.4	48.237	107.6	43.612	2:10.606P
8	-	34.374	206.8	42.800	182.1	41.393	1:58.567P						

43		Dirk MULLER			GER	BMW 320si							
1	X:00.000	213.8	46.629	179.4	37.111	X:00.000	8 - 33.614	214.7	42.028	180.6	34.527	1:50.169	
2	-	34.052	214.7	42.517	180.9	35.095	1:51.664	9 - 33.528	214.7	42.066	181.2	36.210	1:51.804P
3	-	33.932	215.1	42.249	181.8	35.066	1:51.247	10 - 2:23.671	214.2	42.558	182.4	35.856	3:42.085
4	-	33.703	215.1	42.290	180.9	35.002	1:50.995	11 - 33.792	214.7	43.009	182.1	35.374	1:52.175
5	-	35.407	214.2	44.581	180.9	37.330	1:57.318P	12 - 33.733	215.1	43.565	176.4	38.667	1:55.965P
6	-	3:27.480	213.8	43.186	180.6	34.998	4:45.664	13 - 1:55.349	214.7	43.306	182.1	35.497	3:14.152
7	-	33.721	215.1	42.108	181.2	34.719	1:50.548						

51		Alessandro BALZAN			ITA	Alfa Romeo 156							
1	X:00.000	209.7	46.500	180.9	43.727	X:00.000	7 - 34.116	218.1	42.587	180.6	38.462	1:55.165P	
2	-	35.777	216.8	43.759	180.9	35.759	1:55.295	8 - 6:29.268	216.8	43.940	180.3	35.674	X:00.000
3	-	35.388	220.4	42.951	180.6	35.309	1:53.648	9 - 34.392	216.0	42.865	181.2	35.335	1:52.592
4	-	34.515	216.0	42.874	180.0	35.407	1:52.796	10 - 34.176	216.4	42.533	181.5	35.129	1:51.838
5	-	34.173	219.5	42.700	180.9	35.904	1:52.777	11 - 34.186	216.8	42.562	180.3	35.209	1:51.957
6	-	34.518	219.9	42.801	180.6	36.774	1:54.093	12 - 34.323	216.4	43.573	144.5	44.691	2:02.587P

52		Elio MARCHETTI			ITA	Alfa Romeo 156							
1	X:00.000	181.5	48.166	175.6	39.718	X:00.000	8 - 34.357	218.1	43.215	180.6	35.920	1:53.492	
2	-	36.172	217.3	45.476	176.7	36.256	1:57.904	9 - 34.538	216.0	43.271	178.5	38.265	1:56.074P
3	-	35.139	214.7	43.648	177.6	35.741	1:54.528	10 - 5:41.177	216.8	44.710	177.0	35.648	X:00.000
4	-	34.611	216.8	43.803	177.3	36.183	1:54.597	11 - 34.368	215.5	44.197	180.3	35.495	1:54.060
5	-	34.715	219.0	44.763	180.9	35.665	1:55.143	12 - 34.402	217.7	43.421	180.0	35.463	1:53.286
6	-	34.271	218.1	43.599	180.0	36.105	1:53.975	13 - 34.519	216.8	44.744	150.4	44.191	2:03.454P
7	-	34.196	217.3	43.216	177.9	35.709	1:53.121						

Weather/Track: Cloud 5°/Dry 8°

www.mstworld.com

Page 6 of 8

Magny-Cours
Circuit Length = 4.4110 km.
Start: 09:00 End: 09:30

Printed - 09:34 Saturday, 29 April 2006

2006 FIA World Touring Car Championship FREE PRACTICE 1 - SECTOR ANALYSIS

(contd.)

53	Riccardo ROMAGNOLI			ITA	Alfa Romeo 156 Gta			
1	X:00.000 170.0	51.981 160.4	43.328	X:00.000	8 - 35.088 216.4	43.683 180.0	35.899	1:54.670
2	38.582 206.8	52.276 171.4	39.522	2:10.380	9 - 35.215 201.4	47.224 165.3	40.660	2:03.099P
3	36.456 212.1	44.781 178.2	37.575	1:58.812	10 - 3:50.411 212.1	51.525 173.6	36.430	X:00.000
4	35.883 215.5	44.542 179.4	36.330	1:56.755	11 - 35.024 218.6	43.779 178.5	35.800	1:54.603
5	35.609 215.5	44.108 177.3	36.237	1:55.954	12 - 34.921 216.4	43.850 180.0	35.910	1:54.681
6	34.982 216.4	44.203 179.1	36.228	1:55.413	13 - 34.846 215.1	43.490 180.9	36.003	1:54.339
7	35.105 216.4	43.932 178.2	35.912	1:54.949				
54	Emanuele NASPETTI			ITA	BMW 320i			
1	X:00.000 210.9	45.603 180.9	36.867	X:00.000	7 - 34.106 218.1	42.984 181.8	35.061	1:52.151
2	35.424 217.7	43.655 181.2	35.971	1:55.050	8 - 36.225 217.3	43.766 180.9	40.011	2:00.002P
3	34.608 218.1	43.043 183.3	36.665	1:54.316	9 - 6:52.424 217.3	42.845 181.8	35.137	X:00.000
4	34.153 217.7	42.893 182.1	35.755	1:52.801	10 - 34.157 217.3	42.579 182.4	35.731	1:52.467
5	34.676 217.3	43.206 182.1	34.929	1:52.811	11 - 34.143 218.1	42.994 182.4	35.257	1:52.394
6	34.212 217.7	42.566 182.7	35.120	1:51.898	12 - 34.339 216.8	42.764 181.8	35.119	1:52.222
55	Stefano VALLI			RSM	BMW 320i			
1	X:00.000 187.8	50.070 167.7	38.579	X:00.000	8 - 34.845 217.7	44.294 180.0	35.531	1:54.670
2	36.097 214.2	45.269 180.0	35.929	1:57.295	9 - 34.863 218.6	43.115 183.3	35.314	1:53.292
3	35.080 218.6	44.991 180.6	35.535	1:55.606	10 - 34.417 220.4	44.381 181.2	36.303	1:55.101
4	34.814 219.5	43.675 181.2	35.445	1:53.934	11 - 34.530 219.9	43.192 183.0	35.091	1:52.813
5	34.874 217.3	44.198 179.1	39.607	1:58.679P	12 - 35.219 217.7	43.061 183.3	35.557	1:53.837
6	5:02.929 179.1	50.876 138.8	38.425	X:00.000	13 - 34.460 220.4	44.793 182.4	35.649	1:54.902
7	34.674 218.1	43.777 171.4	36.648	1:55.099				
56	Simone IACONE			ITA	BMW 320i			
1	X:00.000 190.4	47.307 182.1	38.041	X:00.000	7 - 34.644 220.8	43.661 182.7	35.807	1:54.112
2	35.752 219.5	45.264 179.7	37.948	1:58.964	8 - 34.464 219.5	44.178 181.2	35.904	1:54.546
3	34.714 220.8	43.899 181.5	36.621	1:55.234	9 - 35.280 201.1	45.747 183.0	36.858	1:57.885
4	34.556 220.8	43.825 181.5	35.834	1:54.215	10 - 34.385 220.4	43.743 181.8	37.428	1:55.556P
5	34.258 220.8	44.079 183.0	39.114	1:57.451P	11 - 3:48.411 216.8	44.255 144.5	36.196	X:00.000
6	6:20.235 219.5	43.899 181.2	36.102	X:00.000				

Weather/Track: Cloud 5°/Dry 8°

www.mstworld.com

Page 7 of 8

Magny-Cours
Circuit Length = 4.4110 km.
Start: 09:00 End: 09:30

Printed - 09:34 Saturday, 29 April 2006

2006 FIA World Touring Car Championship FREE PRACTICE 1 - SECTOR ANALYSIS

(contd.)

57		Davide RODA		ITA		SEAT Leon		 	
1	X:00.000 188.8	48.302 176.7	39.196	X:00.000	5 - 35.662 209.7	44.655 174.7	36.041	1:56.358	
2	35.988 214.7	46.057 178.8	40.452	2:02.497P	6 - 35.241 210.9	44.397 176.4	37.419	1:57.057	
3	3:04.755 205.3	1:20.770 156.0	39.963	X:00.000	7 - 36.967 204.1	43.742 176.7	35.755	1:56.464	
4	36.329 209.7	46.893 171.9	36.420	1:59.642	8 - 35.459 211.3	44.183 177.9	40.329	1:59.971P	
58		Roberto COLCIAGO		ITA		SEAT Leon		 	
1	X:00.000 198.1	46.246 177.3	44.623	X:00.000P	7 - 34.363 213.0	42.550 178.2	34.938	1:51.851	
2	2:23.194 213.8	43.146 180.3	35.490	3:41.830	8 - 36.330 194.9	46.949 116.1	43.754	2:07.033P	
3	34.460 216.0	42.646 180.0	35.099	1:52.205	9 - 6:11.875 182.4	44.098 178.5	37.579	X:00.000	
4	34.116 215.1	42.382 180.6	35.506	1:52.004	10 - 34.712 213.4	42.581 179.1	35.483	1:52.776	
5	34.178 216.0	46.359 178.2	35.110	1:55.647	11 - 34.235 216.4	42.769 179.7	34.834	1:51.838	
6	34.286 215.5	42.633 178.8	35.034	1:51.953	12 - 34.416 214.2	42.805 178.5	34.907	1:52.128	

Weather/Track: Cloud 5°/Dry 8°

www.mstworld.com

Page 8 of 8

Magny-Cours
Circuit Length = 4.4110 km.
Start: 09:00 End: 09:30

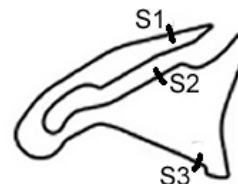
Printed - 09:34 Saturday, 29 April 2006

2006 FIA World Touring Car Championship Free Practice 1 - Best Sector Speeds Report

SECTOR 1				SECTOR 2				SECTOR 3				
POS	NO	NAME	SPEED	LAP	NO	NAME	SPEED	LAP	NO	NAME	SPEED	LAP
1	16	MORBIDELLI	224.5	5	24	SHARP	185.2	9				
2	6	HUFF	221.7	4	19	CERESOLI	183.9	10				
3	33	O'BRIEN	221.7	5	33	O'BRIEN	183.9	6				
4	15	FARFUS	221.3	11	20	CORONEL	183.6	10				
5	23	CORTHALS	221.3	10	23	CORTHALS	183.6	10				
6	31	D'ASTE	221.3	3	54	NASPETTI	183.3	3				
7	56	IACONE	220.8	3	55	VALLI	183.3	9				
8	3	RYDELL	220.4	3	16	MORBIDELLI	183.0	2				
9	51	BALZAN	220.4	3	42	MULLER	183.0	14				
10	55	VALLI	220.4	10	56	IACONE	183.0	5				
11	5	COSTA	219.9	6	3	RYDELL	182.7	7				
12	4	ZANARDI	219.5	7	11	THOMPSON	182.7	11				
13	8	MENU	219.5	3	30	RANGONI	182.7	10				
14	11	THOMPSON	219.5	7	9	GENE	182.4	3				
15	19	CERESOLI	219.5	6	31	D'ASTE	182.4	10				
16	20	CORONEL	219.5	8	43	MULLER	182.4	10				
17	7	LARINI	219.0	12	6	HUFF	181.8	3				
18	52	MARCHETTI	219.0	5	8	MENU	181.8	6				
19	53	ROMAGNOLI	218.6	11	15	FARFUS	181.8	4				
20	54	NASPETTI	218.1	3	5	COSTA	181.5	14				
21	2	TARQUINI	216.8	2	51	BALZAN	181.5	10				
22	9	GENE	216.8	6	10	TERTING	181.2	5				
23	10	TERTING	216.8	3	7	LARINI	180.9	11				
24	12	MULLER	216.8	3	52	MARCHETTI	180.9	5				
25	1	PRIAULX	216.4	8	53	ROMAGNOLI	180.9	13				
26	58	COLCIAGO	216.4	11	2	TARQUINI	180.6	3				
27	24	SHARP	216.0	3	58	COLCIAGO	180.6	4				
28	42	MULLER	216.0	2	1	PRIAULX	180.3	9				
29	30	RANGONI	215.5	3	4	ZANARDI	180.3	3				
30	43	MULLER	215.1	3	12	MULLER	180.3	2				
31	57	RODA	214.7	2	57	RODA	178.8	2				
32	34	ROMANINI	213.4	2	34	ROMANINI	173.6	2				



Weather/Track: Cloud 5°/Dry 8°



Circuit Length - 4.4110 kilometres
Circuit de Nevers
Magny Cours

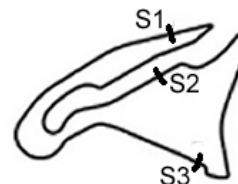
2006 FIA World Touring Car Championship Free Practice 1 - Best Sector Times Report

POS	SECTOR 1			SECTOR 2			SECTOR 3			NO	NAME	IDEAL/BEST LAP COMPARISON			DIFF
	NO	TIME	LAP	NO	TIME	LAP	NO	TIME	LAP			IDEAL	BEST	LAP	
1	10	33.484	5	42	41.715	5	10	34.238	9	10	TERTING	1:49.560	1:49.855	6	+ 0.295
2	42	33.508	12	10	41.838	6	3	34.282	3	42	MULLER	1:49.689	1:49.915	5	+ 0.226
3	43	33.528	9	43	42.028	8	11	34.371	6	3	RYDELL	1:50.001	1:50.164	7	+ 0.163
4	9	33.618	7	12	42.034	7	12	34.377	7	43	MULLER	1:50.083	1:50.169	8	+ 0.086
5	3	33.632	7	3	42.087	7	42	34.466	5	12	MULLER	1:50.180	1:50.208	7	+ 0.028
6	20	33.757	11	2	42.097	3	43	34.527	8	11	THOMPSON	1:50.433	1:50.683	7	+ 0.250
7	12	33.769	8	4	42.235	6	6	34.542	12	2	TARQUINI	1:50.556	1:50.559	3	+ 0.003
8	1	33.777	9	11	42.237	7	2	34.584	3	1	PRIAULX	1:50.730	1:50.730	9	+ 0.000
9	16	33.803	8	8	42.274	6	1	34.654	9	9	GENE	1:50.750	1:50.876	6	+ 0.126
10	11	33.825	7	1	42.299	9	9	34.770	6	20	CORONEL	1:50.925	1:51.083	6	+ 0.158
11	6	33.874	8	20	42.313	7	58	34.834	11	6	HUFF	1:50.948	1:51.053	9	+ 0.105
12	2	33.875	4	9	42.362	6	20	34.855	6	4	ZANARDI	1:51.115	1:51.352	6	+ 0.237
13	31	33.902	10	58	42.382	4	5	34.928	11	8	MENU	1:51.190	1:51.249	6	+ 0.059
14	4	33.908	10	7	42.432	10	54	34.929	5	16	MORBIDELL	1:51.283	1:51.471	4	+ 0.188
15	5	33.922	12	16	42.449	4	8	34.940	10	58	COLCIAGO	1:51.332	1:51.838	11	+ 0.506
16	8	33.976	3	30	42.480	8	31	34.955	12	31	D'ASTE	1:51.409	1:51.432	12	+ 0.023
17	15	34.031	4	6	42.532	7	4	34.972	9	5	COSTA	1:51.467	1:51.682	12	+ 0.215
18	7	34.059	10	51	42.533	10	16	35.031	3	54	NASPETTI	1:51.601	1:51.898	6	+ 0.297
19	30	34.079	8	31	42.552	12	15	35.053	11	30	RANGONI	1:51.623	1:51.689	8	+ 0.066
20	54	34.106	7	54	42.566	6	30	35.064	3	15	FARFUS	1:51.749	1:51.867	4	+ 0.118
21	51	34.116	7	5	42.617	9	55	35.091	11	7	LARINI	1:51.758	1:51.452	5	+ 0.306
22	58	34.116	4	15	42.665	4	51	35.129	10	51	BALZAN	1:51.778	1:51.838	10	+ 0.060
23	33	34.122	7	33	42.808	7	23	35.199	11	33	O'BRIEN	1:52.131	1:52.286	9	+ 0.155
24	52	34.196	7	23	42.897	7	33	35.201	14	23	CORTHALS	1:52.478	1:52.560	11	+ 0.082
25	56	34.258	5	55	43.061	12	7	35.267	12	55	VALLI	1:52.569	1:52.813	11	+ 0.244
26	23	34.382	10	24	43.106	9	52	35.463	12	52	MARCHETTI	1:52.874	1:53.121	7	+ 0.247
27	55	34.417	10	52	43.215	8	57	35.755	7	56	IACONE	1:53.726	1:54.112	7	+ 0.386
28	24	34.656	7	53	43.490	13	53	35.800	11	24	SHARP	1:54.088	1:54.495	11	+ 0.407
29	19	34.829	12	19	43.613	12	56	35.807	7	53	ROMAGNOLI	1:54.136	1:54.339	13	+ 0.203
30	53	34.846	13	56	43.661	7	19	35.912	9	19	CERESOLI	1:54.354	1:54.481	12	+ 0.127
31	57	35.241	6	57	43.742	7	24	36.326	11	57	RODA	1:54.738	1:56.358	5	+ 1.620
32	34	37.281	2	34	49.663	2	34	37.564	2	34	ROMANINI	2:04.508	2:04.508	2	+ 0.000

'Perfect Lap' - 1:49.437



Weather/Track: Cloud 5°/Dry 8°



Circuit Length - 4.4110 kilometres
Circuit de Nevers
Magny Cours

2006 FIA World Touring Car Championship

FREE PRACTICE 2

POS	NO	CL	DRIVER	NAT	CAR	TIME	LAPS	GAP	KPH
1	42		Jorg MULLER	GER	BMW 320si	1:50.190	11		144.11
2	20	I	Tom CORONEL	NED	SEAT Toledo Cupra	1:50.360	11	0.170	143.88
3	3		Rickard RYDELL	SWE	SEAT Leon	1:50.455	9	0.265	143.76
4	2		Gabriele TARQUINI	ITA	SEAT Leon	1:50.518	8	0.328	143.68
5	12		Yvan MULLER	FRA	SEAT Leon	1:50.946	13	0.756	143.12
6	11		James THOMPSON	GBR	SEAT Leon	1:51.028	11	0.838	143.02
7	43		Dirk MULLER	GER	BMW 320si	1:51.030	12	0.840	143.02
8	10		Peter TERTING	GER	SEAT Leon	1:51.088	11	0.898	142.94
9	1		Andy PRIAULX	GBR	BMW 320si	1:51.115	11	0.925	142.91
10	4		Alessandro ZANARDI	ITA	BMW 320si	1:51.293	11	1.103	142.68
11	9		Jordi GENE	ESP	SEAT Leon	1:51.594	8	1.404	142.29
12	7		Nicola LARINI	ITA	Chevrolet Lacetti	1:51.720	11	1.530	142.13
13	54	I	Emanuele NASPETTI	ITA	BMW 320i	1:51.736	7	1.546	142.11
14	30	I	Luca RANGONI	ITA	BMW 320si	1:51.760	11	1.570	142.08
15	6		Robert HUFF	GBR	Chevrolet Lacetti	1:51.833	4	1.643	141.99
16	23	I	Pierre-Yves CORTHALS	BEL	Honda Accord Euro R	1:51.836	12	1.646	141.99
17	5		Marcel COSTA	ESP	BMW 320si	1:51.838	13	1.648	141.98
18	15		Augusto FARFUS	BRA	Alfa Romeo 156	1:52.031	11	1.841	141.74
19	18		Salvatore TAVANO	ITA	Alfa Romeo 156	1:52.069	13	1.879	141.69
20	8		Alain MENU	SUI	Chevrolet Lacetti	1:52.130	9	1.940	141.61
21	51	I	Alessandro BALZAN	ITA	Alfa Romeo 156	1:52.158	8	1.968	141.58
22	58	I	Roberto COLCIAGO	ITA	SEAT Leon	1:52.232	10	2.042	141.48
23	31	I	Stefano D'ASTE	ITA	BMW 320i	1:52.469	12	2.279	141.19
24	16		Gianni MORBIDELLI	ITA	Alfa Romeo 156	1:52.646	11	2.456	140.96
25	55	I	Stefano VALLI	RSM	BMW 320i	1:52.857	11	2.667	140.70
26	33	I	Emmet O'BRIEN	IRL	BMW 320i	1:52.928	11	2.738	140.61
27	52	I	Elio MARCHETTI	ITA	Alfa Romeo 156	1:53.372	8	3.182	140.06
28	56	I	Simone IACONE	ITA	BMW 320i	1:53.481	12	3.291	139.93
29	34	I	Diego ROMANINI	ITA	BMW 320i	1:53.899	12	3.709	139.41
30	24	I	Ryan SHARP	GBR	Honda Accord Euro R	1:54.170	8	3.980	139.08
31	53	I	Riccardo ROMAGNOLI	ITA	Alfa Romeo 156 Gta	1:54.198	6	4.008	139.05
32	57	I	Davide RODA	ITA	SEAT Leon	1:54.518	13	4.328	138.66
33	19	I	Maurizio CERESOLI	ITA	SEAT Toledo Cupra	1:54.581	11	4.391	138.58

Weather/Track: Sun 11°/Dry 11°

Magny-Cours
Circuit Length = 4.4110 km.
Start: 12:15 End: 12:45

Race Director:	Steward:	Timekeeper:
----------------	----------	-------------

2006 FIA World Touring Car Championship

FREE PRACTICE 2 - SECTOR ANALYSIS

1	Andy PRIAULX			GBR	BMW 320si			
1	X:00.000 196.3	46.038 177.9	35.606	X:00.000	7 - 34.228 215.1	42.417 179.7	34.725	1:51.364
2	34.876 214.7	42.516 179.7	34.721	1:52.113	8 - 34.124 214.7	42.480 179.4	35.839	1:52.443P
3	34.039 214.7	42.448 179.7	34.628	1:51.115	9 - 4:51.858 214.2	42.976 179.1	35.089	X:00.000
4	33.912 215.1	42.652 179.1	34.905	1:51.469	10 - 34.319 215.1	42.625 180.0	35.364	1:52.308
5	34.266 215.1	42.961 179.4	36.722	1:53.949P	11 - 34.052 215.5	42.713 180.0	34.682	1:51.447
6	6:05.104 215.5	43.171 178.8	34.855	X:00.000				
2	Gabriele TARQUINI			ITA	SEAT Leon			
1	X:00.000 213.8	43.713 179.4	34.943	X:00.000	5 - 33.901 217.3	41.931 181.2	34.686	1:50.518
2	33.779 217.3	53.461 157.8	35.321	2:02.561	6 - 33.925 216.4	42.444 180.9	34.574	1:50.943
3	34.261 218.1	42.430 179.1	34.353	1:51.044	7 - 33.998 216.4	42.228 180.3	34.630	1:50.856
4	X:00.000 212.5	45.634 181.2	36.770	X:00.000	8 - 34.049 219.5	42.379 180.3	34.790	1:51.218
3	Rickard RYDELL			SWE	SEAT Leon			
1	X:00.000 213.8	45.566 127.8	37.946	X:00.000	6 - 33.928 216.8	42.346 180.9	35.970	1:52.244P
2	33.579 218.1	42.341 182.1	34.535	1:50.455	7 - 5:34.706 214.2	44.921 179.1	35.892	X:00.000
3	34.452 218.6	42.710 180.9	36.686	1:53.848P	8 - 33.922 214.2	42.365 182.1	34.749	1:51.036
4	8:14.192 214.2	43.125 180.0	35.005	X:00.000	9 - 34.206 216.0	44.328 175.3	39.868	1:58.402P
5	33.858 215.1	42.267 180.6	34.688	1:50.813				
4	Alessandro ZANARDI			ITA	BMW 320si			
1	X:00.000 189.8	45.665 178.2	36.802	X:00.000	7 - 34.027 217.3	42.512 180.0	35.021	1:51.560
2	34.183 218.1	42.532 178.2	35.242	1:51.957	8 - 33.990 216.4	42.747 179.1	35.115	1:51.852
3	34.032 217.3	42.834 177.6	35.055	1:51.921	9 - 34.055 216.8	42.501 179.1	35.132	1:51.688
4	34.980 215.5	45.642 162.6	38.296	1:58.918	10 - 33.835 217.7	42.348 180.6	35.329	1:51.512
5	8:36.976 213.8	44.193 177.9	35.778	X:00.000	11 - 34.208 219.5	42.805 179.7	37.596	1:54.609P
6	34.025 215.5	42.279 179.1	34.989	1:51.293				
5	Marcel COSTA			ESP	BMW 320si			
1	X:00.000 214.2	44.695 180.0	36.527	X:00.000	8 - 37.107 213.8	43.032 180.0	35.585	1:55.724
2	34.266 215.1	44.368 180.3	35.589	1:54.223	9 - 34.285 215.1	42.941 179.4	35.375	1:52.601
3	34.211 215.1	47.341 180.0	35.575	1:57.127	10 - 34.295 215.5	42.873 180.3	35.099	1:52.267
4	34.450 214.2	43.265 179.4	35.381	1:53.096	11 - 34.367 214.7	42.920 180.9	35.360	1:52.647
5	34.208 214.7	43.542 180.0	35.421	1:53.171	12 - 34.571 214.7	43.127 181.2	35.233	1:52.931
6	7:25.222 215.1	44.933 179.7	35.281	X:00.000	13 - 34.271 214.7	43.022 179.7	35.404	1:52.697
7	34.142 214.2	42.760 180.9	34.936	1:51.838				

Weather/Track: Sun 11°/Dry 11°

www.mstworld.com

Page 1 of 7

Magny-Cours
Circuit Length = 4.4110 km.
Start: 12:15 End: 12:45

Printed - 12:49 Saturday, 29 April 2006

2006 FIA World Touring Car Championship FREE PRACTICE 2 - SECTOR ANALYSIS

(contd.)

6	Robert HUFF			GBR	Chevrolet Lacetti			
1	X:00.000 211.3	45.542 175.8	35.546	X:00.000	3 - <i>33.944</i> 217.7	42.755 180.3	35.204	1:51.903
2	- 34.040 <i>218.6</i>	42.882 180.3	<i>34.911</i>	1:51.833	4 - 34.156 <i>218.6</i>	42.874 <i>180.9</i>	35.189	1:52.219
7	Nicola LARINI			ITA	Chevrolet Lacetti			
1	X:00.000 199.2	45.206 178.5	35.476	X:00.000	7 - 34.808 213.4	43.370 178.5	34.950	1:53.128
2	- 34.268 215.1	<i>42.641</i> 179.7	<i>34.811</i>	1:51.720	8 - 34.338 216.4	43.183 179.4	35.463	1:52.984
3	- <i>33.981</i> 216.8	43.143 178.8	35.140	1:52.264	9 - 34.301 <i>217.3</i>	43.305 180.0	38.804	1:56.410P
4	- 34.104 216.4	44.137 179.7	35.092	1:53.333	10 - 3:10.507 213.0	44.957 180.0	35.966	4:31.430
5	- 34.872 213.4	42.831 179.4	37.927	1:55.630P	11 - 34.292 214.7	42.742 179.7	35.007	1:52.041
6	- 7:00.947 212.5	43.928 178.8	36.080	X:00.000				
8	Alain MENU			SUI	Chevrolet Lacetti			
1	X:00.000 209.3	47.058 176.4	37.306	X:00.000	6 - 34.353 216.4	42.812 180.0	38.522	1:55.687P
2	- 34.269 216.0	<i>42.731</i> <i>181.2</i>	35.214	1:52.214	7 - 4:14.819 203.0	47.236 178.5	36.694	X:00.000
3	- <i>33.988</i> <i>217.3</i>	47.215 179.7	39.929	2:01.132P	8 - 34.371 216.0	45.123 179.7	36.275	1:55.769
4	X:00.000 214.2	44.980 177.0	39.476	X:00.000	9 - 34.509 216.4	43.971 177.0	38.905	1:57.385P
5	- 34.253 213.8	42.775 179.4	<i>35.102</i>	1:52.130				
9	Jordi GENE			ESP	SEAT Leon			
1	X:00.000 213.0	44.538 178.8	35.378	X:00.000	5 - 34.088 212.5	<i>42.547</i> 180.0	<i>34.959</i>	1:51.594
2	- 34.144 215.1	42.726 180.0	35.130	1:52.000	6 - 34.001 213.8	42.801 180.0	38.489	1:55.291P
3	- <i>33.960</i> <i>216.0</i>	42.557 <i>181.2</i>	41.035	1:57.552P	7 - 4:54.315 208.8	44.020 178.8	35.334	X:00.000
4	- 9:54.333 204.5	44.245 178.8	35.307	X:00.000	8 - 34.022 214.2	42.780 180.3	35.192	1:51.994
10	Peter TERTING			GER	SEAT Leon			
1	X:00.000 176.7	47.710 170.0	35.255	X:00.000	7 - 34.019 213.4	42.561 178.8	34.827	1:51.407
2	- 33.913 214.2	42.499 <i>181.2</i>	<i>34.676</i>	1:51.088	8 - 36.534 176.1	48.405 173.3	37.151	2:02.090
3	- <i>33.669</i> 215.5	42.220 180.0	35.216	1:51.105	9 - 34.018 214.7	42.252 180.9	34.862	1:51.132
4	- 33.716 214.2	42.348 179.1	35.152	1:51.216	10 - 34.049 213.8	<i>42.190</i> 180.0	37.356	1:53.595P
5	- 7:26.640 208.4	47.882 176.4	35.563	X:00.000	11 - 1:14.366 <i>216.0</i>	42.698 180.3	39.223	2:36.287P
6	- 33.925 212.5	42.265 179.1	35.919	1:52.109				

Weather/Track: Sun 11°/Dry 11°

www.mstworld.com

Page 2 of 7

Magny-Cours
Circuit Length = 4.4110 km.
Start: 12:15 End: 12:45

Printed - 12:49 Saturday, 29 April 2006

2006 FIA World Touring Car Championship FREE PRACTICE 2 - SECTOR ANALYSIS

(contd.)

11 James THOMPSON		GBR		SEAT Leon							
1 - X:00.000	206.1	45.803	180.9	39.075	X:00.000	7 - 34.551	212.5	42.515	180.3	37.065	1:54.131P
2 - <i>33.898</i>	217.3	42.640	180.9	35.093	1:51.631	8 - 3:33.010	189.8	51.585	123.7	37.299	X:00.000
3 - 33.942	217.7	42.473	<i>182.1</i>	<i>34.613</i>	1:51.028	9 - 36.610	122.7	48.191	173.6	37.674	2:02.475
4 - 34.539	202.6	44.637	180.6	38.275	1:57.451P	10 - 34.866	214.2	<i>42.391</i>	181.8	35.016	1:52.273
5 - 7:20.303	212.5	44.081	179.1	35.312	X:00.000	11 - 33.995	<i>218.1</i>	43.612	179.7	40.032	1:57.639P
6 - 34.053	214.2	42.623	180.0	39.245	1:55.921						
12 Yvan MULLER		FRA		SEAT Leon							
1 - X:00.000	206.8	45.656	175.3	38.609	X:00.000	8 - 34.224	212.5	42.502	178.2	34.884	1:51.610
2 - 34.055	<i>215.5</i>	<i>42.373</i>	178.2	34.558	1:50.986	9 - 34.196	214.7	42.476	<i>179.1</i>	34.852	1:51.524
3 - <i>33.760</i>	<i>215.5</i>	42.728	178.5	<i>34.458</i>	1:50.946	10 - 34.314	212.5	42.532	178.2	34.917	1:51.763
4 - 34.242	211.7	42.450	177.6	34.892	1:51.584	11 - 34.157	214.2	43.272	177.0	38.686	1:56.115P
5 - 34.785	212.5	43.482	175.8	39.207	1:57.474P	12 - 1:15.429	211.7	43.095	177.9	35.323	2:33.847
6 - 5:32.109	211.3	43.693	176.4	35.459	X:00.000	13 - 34.093	214.7	42.427	178.8	35.018	1:51.538
7 - 34.183	211.7	42.462	177.9	34.790	1:51.435						
15 Augusto FARFUS		BRA		Alfa Romeo 156							
1 - X:00.000	217.3	43.878	180.3	36.068	X:00.000	7 - 2:08.583	193.2	45.234	178.8	35.642	3:29.459
2 - <i>34.203</i>	221.7	43.674	180.3	35.345	1:53.222	8 - 34.260	220.8	<i>42.685</i>	<i>181.5</i>	35.249	1:52.194
3 - 34.209	218.6	43.039	180.3	35.197	1:52.445	9 - 34.247	<i>223.1</i>	42.827	180.9	<i>34.957</i>	1:52.031
4 - 34.446	220.4	43.042	178.2	35.319	1:52.807	10 - 34.874	219.5	43.352	180.9	35.631	1:53.857
5 - 34.327	219.0	43.143	179.1	35.409	1:52.879	11 - 34.536	221.3	44.154	180.6	39.529	1:58.219P
6 - 7:27.974	191.8	50.736	151.0	41.910	X:00.000P						
16 Gianni MORBIDELLI		ITA		Alfa Romeo 156							
1 - X:00.000	219.9	43.806	181.8	35.699	X:00.000	7 - 36.841	161.1	46.926	180.9	35.475	1:59.242
2 - <i>33.942</i>	<i>225.9</i>	43.168	<i>183.0</i>	35.536	1:52.646	8 - 34.219	221.7	43.187	181.8	<i>35.446</i>	1:52.852
3 - 34.065	225.4	43.741	180.0	35.454	1:53.260	9 - 34.198	222.2	43.274	181.5	35.585	1:53.057
4 - 34.077	222.2	<i>43.035</i>	180.9	35.601	1:52.713	10 - 34.841	220.4	44.288	180.6	36.897	1:56.026P
5 - 33.989	224.0	43.119	180.3	39.732	1:56.840P	11 - 4:04.654	214.2	44.153	182.4	37.146	X:00.000P
6 - 6:48.685	218.1	43.650	181.5	37.582	X:00.000						

Weather/Track: Sun 11°/Dry 11°

www.mstworld.com

Page 3 of 7

Magny-Cours
Circuit Length = 4.4110 km.
Start: 12:15 End: 12:45

Printed - 12:49 Saturday, 29 April 2006

2006 FIA World Touring Car Championship FREE PRACTICE 2 - SECTOR ANALYSIS

(contd.)

18	Salvatore TAVANO			ITA	Alfa Romeo 156				
1	X:00.000 202.6	43.964 183.0	37.239	X:00.000	8 - 34.158 217.3	43.165 180.3	35.062	1:52.385	
2	- 33.901 219.0	42.926 182.4	35.242	1:52.069	9 - 34.282 218.1	42.908 180.9	35.201	1:52.391	
3	- 33.932 220.8	43.027 181.5	35.508	1:52.467	10 - 34.158 219.0	42.964 182.1	35.381	1:52.503	
4	- 33.985 222.6	42.913 181.2	35.349	1:52.247	11 - 34.330 218.1	42.779 180.9	35.457	1:52.566	
5	- 33.869 223.6	43.091 182.4	35.298	1:52.258	12 - 34.241 219.5	42.805 181.8	35.269	1:52.315	
6	- 6:42.942 215.5	44.221 180.6	35.428	X:00.000	13 - 34.430 216.4	43.303 180.9	42.616	2:00.349P	
7	- 39.493 166.6	44.573 180.0	35.124	1:59.190					
19	Maurizio CERESOLI			ITA	SEAT Toledo Cupra				I
1	X:00.000 179.1	48.500 170.3	37.294	X:00.000	7 - 35.043 218.6	44.354 182.1	36.640	1:56.037	
2	- 34.809 218.6	44.134 181.2	36.041	1:54.984	8 - 35.327 216.8	43.513 182.4	35.895	1:54.735	
3	- 34.649 218.1	44.398 180.9	35.555	1:54.602	9 - 34.980 217.7	43.923 181.5	35.678	1:54.581	
4	- 1:14.979 186.8	49.850 179.1	40.349	2:45.178P	10 - 35.725 216.0	46.574 180.6	40.804	2:03.103P	
5	- 6:38.274 211.7	46.340 180.0	36.189	X:00.000	11 - 2:51.084 215.1	44.528 180.6	36.258	4:11.870	
6	- 35.828 216.4	44.892 180.3	35.681	1:56.401					
20	Tom CORONEL			NED	SEAT Toledo Cupra				I
1	X:00.000 203.7	44.253 181.5	36.422	X:00.000	7 - 34.017 215.5	42.784 182.1	34.990	1:51.791	
2	- 34.428 218.1	42.778 182.4	34.837	1:52.043	8 - 34.060 216.8	42.686 181.5	35.125	1:51.871	
3	- 33.518 217.7	42.250 181.8	34.592	1:50.360	9 - 34.226 218.1	42.778 180.3	36.228	1:53.232	
4	- 33.822 220.4	42.669 181.5	35.012	1:51.503	10 - 35.084 182.1	44.010 180.6	36.338	1:55.432	
5	- 34.107 216.4	42.525 181.2	35.089	1:51.721	11 - 34.039 217.7	42.600 181.8	35.095	1:51.734	
6	- 9:37.835 208.0	43.694 181.2	35.387	X:00.000					
23	Pierre-Yves CORTHALS			BEL	Honda Accord Euro R				I
1	X:00.000 213.4	44.139 183.9	37.313	X:00.000	7 - 44.622 159.5	49.878 181.2	35.831	2:10.331	
2	- 34.303 220.8	42.871 185.2	35.160	1:52.334	8 - 34.375 220.4	42.585 186.2	35.346	1:52.306	
3	- 33.941 221.3	42.877 183.0	35.272	1:52.090	9 - 34.249 220.8	42.322 185.8	35.265	1:51.836	
4	- 34.120 219.5	42.453 184.3	39.038	1:55.611P	10 - 34.475 220.4	43.892 183.3	35.605	1:53.972	
5	- 8:29.005 213.8	43.631 182.4	35.711	X:00.000	11 - 34.090 221.7	43.005 184.9	35.314	1:52.409	
6	- 34.980 217.3	42.644 183.6	38.014	1:55.638	12 - 34.517 218.6	42.764 183.9	35.413	1:52.694	
24	Ryan SHARP			GBR	Honda Accord Euro R				I
1	X:00.000 211.7	45.866 180.9	37.542	X:00.000	5 - 34.807 216.8	43.359 183.0	36.121	1:54.287	
2	- 35.202 217.3	44.682 183.0	36.657	1:56.541	6 - 7:56.788 211.7	43.996 183.6	36.359	X:00.000	
3	- 35.165 219.0	43.411 183.9	36.572	1:55.148	7 - 34.840 217.3	44.854 182.4	41.006	2:00.700	
4	- 35.128 203.3	45.722 182.1	36.620	1:57.470	8 - 34.941 218.1	43.447 185.5	35.782	1:54.170	

Weather/Track: Sun 11°/Dry 11°

www.mstworld.com

Page 4 of 7

Magny-Cours
Circuit Length = 4.4110 km.
Start: 12:15 End: 12:45

Printed - 12:49 Saturday, 29 April 2006

2006 FIA World Touring Car Championship FREE PRACTICE 2 - SECTOR ANALYSIS

(contd.)

30		Luca RANGONI			ITA		BMW 320si			 			
1	X:00.000	181.5	46.742	173.6	35.607	X:00.000	7	34.193	215.1	43.359	180.0	35.229	1:52.781
2	34.200	215.5	42.553	182.1	35.150	1:51.903	8	34.038	215.5	42.783	180.9	35.197	1:52.018
3	34.376	215.5	42.685	181.5	35.292	1:52.353	9	35.961	213.4	50.288	117.7	36.807	2:03.056
4	8:17.647	201.8	44.999	180.0	35.295	X:00.000	10	34.475	215.5	42.923	181.5	35.371	1:52.769
5	34.238	214.7	42.703	181.5	34.819	1:51.760	11	34.916	214.7	44.363	140.0	43.824	2:03.103P
6	39.625	205.7	43.267	180.3	35.380	1:58.272							
31		Stefano D'ASTE			ITA		BMW 320i			 			
1	X:00.000	198.5	45.024	179.7	38.280	X:00.000	7	34.459	217.3	43.073	181.8	35.287	1:52.819
2	34.061	220.8	43.791	181.8	35.840	1:53.692	8	35.237	216.0	45.552	152.1	37.559	1:58.348
3	34.012	221.7	43.621	180.9	35.786	1:53.419	9	35.053	206.1	43.444	183.0	35.440	1:53.937
4	34.130	220.8	43.536	182.1	35.397	1:53.063	10	34.183	221.3	43.306	181.5	35.542	1:53.031
5	33.972	221.3	43.278	180.6	35.825	1:53.075	11	34.247	220.4	43.055	180.9	35.167	1:52.469
6	6:48.960	217.7	44.037	180.0	35.610	X:00.000	12	34.395	218.6	45.659	108.9	44.163	2:04.217P
33		Emmet O'BRIEN			IRL		BMW 320i			 			
1	X:00.000	211.3	45.536	180.3	36.774	X:00.000	7	34.314	219.9	43.750	181.2	35.370	1:53.434
2	35.011	221.3	43.729	181.2	35.742	1:54.482	8	34.702	219.0	43.359	182.1	35.494	1:53.555
3	34.574	220.4	44.168	183.6	35.379	1:54.121	9	34.339	220.8	42.796	183.0	35.793	1:52.928
4	35.665	212.5	43.337	183.0	35.713	1:54.715	10	34.582	219.5	46.110	171.9	35.794	1:56.486
5	34.564	220.8	43.832	182.4	35.683	1:54.079	11	34.384	221.3	43.346	182.4	35.567	1:53.297
6	9:12.405	217.3	44.205	182.1	35.252	X:00.000							
34		Diego ROMANINI			ITA		BMW 320i			 			
1	X:00.000	189.8	47.641	175.0	39.565	X:00.000	7	35.071	212.5	44.043	177.9	36.077	1:55.191
2	36.134	210.9	44.664	176.1	36.388	1:57.186	8	35.048	214.7	43.762	178.5	35.901	1:54.711
3	35.613	213.8	44.479	170.3	38.457	1:58.549	9	34.596	216.0	43.680	177.0	35.623	1:53.899
4	35.575	216.8	44.691	177.0	36.185	1:56.451	10	35.051	215.1	45.164	176.4	37.304	1:57.519
5	7:58.757	211.3	44.954	176.4	36.172	X:00.000	11	34.622	217.7	43.647	179.1	36.235	1:54.504
6	34.898	213.4	43.702	177.3	35.737	1:54.337	12	34.553	218.1	44.081	177.6	35.820	1:54.454

Weather/Track: Sun 11°/Dry 11°

www.mstworld.com

Page 5 of 7

Magny-Cours
Circuit Length = 4.4110 km.
Start: 12:15 End: 12:45

Printed - 12:49 Saturday, 29 April 2006

2006 FIA World Touring Car Championship FREE PRACTICE 2 - SECTOR ANALYSIS

(contd.)

42	Jorg MULLER			GER	BMW 320si			
1	X:00.000 214.7	42.618 181.2	38.023	X:00.000	7 - 34.136 211.7	42.470 181.5	34.968	1:51.574
2	- 33.587 214.7	42.165 181.2	34.543	1:50.295	8 - 33.959 215.1	42.221 182.7	34.819	1:50.999
3	- 33.640 216.0	42.214 180.9	34.809	1:50.663	9 - 35.402 215.5	43.585 181.5	36.984	1:55.971P
4	- 35.391 215.1	43.720 180.3	37.150	1:56.261P	10 - 2:25.310 215.5	42.934 182.1	40.390	3:48.634
5	- 6:50.447 215.1	42.820 180.3	34.960	X:00.000	11 - 33.929 214.7	42.275 182.4	34.727	1:50.931
6	- 33.671 214.7	42.093 181.2	34.426	1:50.190				
43	Dirk MULLER			GER	BMW 320si			
1	X:00.000 211.7	44.857 179.1	38.441	X:00.000	7 - 33.987 217.7	42.798 179.1	35.097	1:51.882
2	- 33.978 217.3	42.859 179.7	35.074	1:51.911	8 - 35.374 219.0	42.934 181.5	35.389	1:53.697
3	- 33.855 217.3	42.342 180.9	34.833	1:51.030	9 - 33.964 221.3	42.595 182.1	34.871	1:51.430
4	- 33.885 221.3	43.050 179.1	35.724	1:52.659	10 - 35.139 213.8	43.063 180.0	36.920	1:55.122P
5	- 33.837 218.1	42.489 179.4	36.015	1:52.341P	11 - 3:14.154 213.0	43.248 181.2	35.194	4:32.596
6	- 6:29.833 216.8	43.005 178.8	35.699	X:00.000	12 - 33.932 219.9	42.893 180.3	38.157	1:54.982P
51	Alessandro BALZAN			ITA	Alfa Romeo 156			
1	X:00.000 202.6	47.708 178.8	36.368	X:00.000	5 - 34.194 216.8	42.731 180.6	35.233	1:52.158
2	- 35.111 216.8	45.207 167.1	38.784	1:59.102P	6 - 34.572 218.6	43.197 180.9	35.425	1:53.194
3	- 9:03.152 219.0	43.539 179.7	35.539	X:00.000	7 - 34.561 218.6	43.265 148.7	40.019	1:57.845P
4	- 34.402 219.5	42.754 180.0	35.133	1:52.289	8 - 4:09.880 216.8	44.592 180.6	35.333	X:00.000
52	Elio MARCHETTI			ITA	Alfa Romeo 156			
1	X:00.000 212.5	45.242 179.1	37.318	X:00.000	5 - 7:52.489 202.2	46.509 178.5	35.963	X:00.000
2	- 39.136 196.3	44.067 178.8	36.296	1:59.499	6 - 34.574 218.6	43.341 178.8	35.457	1:53.372
3	- 34.932 218.6	43.846 180.6	36.519	1:55.297	7 - 34.858 216.8	43.571 179.1	35.595	1:54.024
4	- 34.885 217.3	43.540 177.9	38.298	1:56.723P	8 - 35.036 214.7	43.073 180.6	36.806	1:54.915P
53	Riccardo ROMAGNOLI			ITA	Alfa Romeo 156 Gta			
1	X:00.000 196.0	46.872 173.0	40.426	X:00.000	4 - 35.021 215.5	43.727 179.4	35.984	1:54.732
2	- 36.628 211.7	45.176 177.9	37.458	1:59.262	5 - 40.664 166.1	45.404 180.3	36.084	2:02.152
3	- 34.979 215.1	43.364 180.9	35.855	1:54.198	6 - 6:39.191 209.3	44.929 176.7	35.795	X:00.000

Weather/Track: Sun 11°/Dry 11°

www.mstworld.com

Page 6 of 7

Magny-Cours
Circuit Length = 4.4110 km.
Start: 12:15 End: 12:45

Printed - 12:49 Saturday, 29 April 2006

2006 FIA World Touring Car Championship FREE PRACTICE 2 - SECTOR ANALYSIS

(contd.)

54	Emanuele NASPETTI			ITA	BMW 320i				
1	X:00.000 208.4	45.115 181.8	38.615	X:00.000	5 - <i>34.009 221.3</i>	42.833 <i>183.0</i>	35.428	1:52.270	
2	34.227 <i>221.3</i>	42.681 182.7	<i>34.977</i>	1:51.885	6 - X:00.000 213.4	54.487 109.8	40.044	X:00.000	
3	34.122 <i>221.3</i>	<i>42.456 183.0</i>	35.158	1:51.736	7 - 34.405 220.8	43.140 180.6	35.405	1:52.950	
4	34.110 <i>221.3</i>	43.090 182.4	35.488	1:52.688					
55	Stefano VALLI			RSM	BMW 320i				
1	X:00.000 170.3	46.897 179.4	36.381	X:00.000	7 - 35.148 218.6	43.530 181.8	36.733	1:55.411	
2	34.866 220.4	43.957 180.6	37.382	1:56.205	8 - 34.712 219.9	43.403 181.8	<i>35.227</i>	1:53.342	
3	34.872 <i>221.3</i>	44.823 180.0	35.886	1:55.581	9 - <i>34.504 220.8</i>	<i>42.873 182.4</i>	35.480	1:52.857	
4	35.174 219.0	44.517 180.6	38.739	1:58.430	10 - 34.719 219.0	43.332 181.2	35.315	1:53.366	
5	8:06.822 215.1	44.366 180.0	35.991	X:00.000	11 - 34.640 220.4	43.867 <i>183.0</i>	37.851	1:56.358	
6	34.810 217.3	43.425 180.9	35.535	1:53.770					
56	Simone IACONE			ITA	BMW 320i				
1	X:00.000 206.8	45.652 178.8	37.625	X:00.000	7 - 34.585 <i>220.4</i>	44.011 180.0	35.684	1:54.280	
2	34.978 217.7	44.322 180.3	37.692	1:56.992	8 - 34.762 217.7	43.723 <i>182.1</i>	<i>35.547</i>	1:54.032	
3	34.608 219.5	43.812 181.2	35.972	1:54.392	9 - 34.529 218.1	43.285 180.9	35.667	1:53.481	
4	34.657 218.1	43.480 180.9	35.824	1:53.961	10 - 34.605 217.7	43.418 181.5	39.666	1:57.689	
5	34.844 219.0	43.586 181.2	38.552	1:56.982P	11 - 34.646 217.7	<i>43.255 181.5</i>	35.824	1:53.725	
6	7:48.346 208.4	46.320 180.3	35.762	X:00.000	12 - 34.546 202.6	44.390 181.2	35.983	1:54.919	
57	Davide RODA			ITA	SEAT Leon				
1	X:00.000 203.7	46.745 176.4	36.813	X:00.000	8 - 35.070 209.3	43.962 175.8	35.666	1:54.698	
2	34.998 212.5	44.312 175.8	35.887	1:55.197	9 - 35.537 208.0	<i>43.739 177.6</i>	36.176	1:55.452	
3	35.326 210.5	45.251 177.3	36.082	1:56.659	10 - 35.230 209.7	44.299 176.1	36.094	1:55.623	
4	35.084 210.5	44.530 177.3	37.190	1:56.804	11 - 35.244 208.0	44.922 175.3	36.232	1:56.398	
5	<i>34.885 213.0</i>	43.977 176.4	<i>35.656</i>	1:54.518	12 - 35.173 209.7	46.017 <i>179.1</i>	36.339	1:57.529	
6	6:33.151 196.0	45.865 177.6	36.185	X:00.000	13 - 35.215 210.9	45.057 175.3	36.137	1:56.409	
7	35.104 211.7	43.976 176.7	35.892	1:54.972					
58	Roberto COLCIAGO			ITA	SEAT Leon				
1	X:00.000 208.0	44.003 177.6	36.113	X:00.000	6 - 7:46.846 207.2	43.637 178.8	35.291	X:00.000	
2	34.553 213.4	<i>42.490 179.1</i>	35.189	1:52.232	7 - 34.623 209.7	42.745 177.9	35.162	1:52.530	
3	34.439 212.5	42.939 177.9	35.140	1:52.518	8 - 34.553 211.7	42.869 178.2	35.225	1:52.647	
4	34.568 <i>214.7</i>	42.775 178.8	35.248	1:52.591	9 - 34.523 212.1	42.901 <i>179.1</i>	<i>35.125</i>	1:52.549	
5	<i>34.396 214.2</i>	43.283 178.2	35.261	1:52.940	10 - 38.001 181.8	50.992 144.1	41.852	2:10.845P	

Weather/Track: Sun 11°/Dry 11°

www.mstworld.com

Page 7 of 7

Magny-Cours
Circuit Length = 4.4110 km.
Start: 12:15 End: 12:45

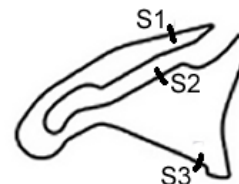
Printed - 12:49 Saturday, 29 April 2006

2006 FIA World Touring Car Championship Free Practice 2 - Best Sector Speeds Report

SECTOR 1				SECTOR 2				SECTOR 3				
POS	NO	NAME	SPEED	LAP	NO	NAME	SPEED	LAP	NO	NAME	SPEED	LAP
1	16	MORBIDELLI	225.9	2	23	CORTHALS	186.2	8				
2	18	TAVANO	223.6	5	24	SHARP	185.5	8				
3	15	FARFUS	223.1	9	33	O'BRIEN	183.6	3				
4	23	CORTHALS	221.7	11	16	MORBIDELLI	183.0	2				
5	31	D'ASTE	221.7	3	18	TAVANO	183.0	1				
6	33	O'BRIEN	221.3	2	31	D'ASTE	183.0	9				
7	43	MULLER	221.3	4	54	NASPETTI	183.0	3				
8	54	NASPETTI	221.3	2	55	VALLI	183.0	11				
9	55	VALLI	221.3	3	42	MULLER	182.7	8				
10	20	CORONEL	220.4	4	19	CERESOLI	182.4	8				
11	56	IACONE	220.4	7	20	CORONEL	182.4	2				
12	2	TARQUINI	219.5	8	3	RYDELL	182.1	2				
13	4	ZANARDI	219.5	11	11	THOMPSON	182.1	3				
14	51	BALZAN	219.5	4	30	RANGONI	182.1	2				
15	24	SHARP	219.0	3	43	MULLER	182.1	9				
16	3	RYDELL	218.6	3	56	IACONE	182.1	8				
17	6	HUFF	218.6	2	15	FARFUS	181.5	8				
18	19	CERESOLI	218.6	2	2	TARQUINI	181.2	4				
19	52	MARCHETTI	218.6	3	5	COSTA	181.2	12				
20	11	THOMPSON	218.1	11	8	MENU	181.2	2				
21	34	ROMANINI	218.1	12	9	GENE	181.2	3				
22	7	LARINI	217.3	9	10	TERTING	181.2	2				
23	8	MENU	217.3	3	6	HUFF	180.9	4				
24	9	GENE	216.0	3	51	BALZAN	180.9	6				
25	10	TERTING	216.0	11	53	ROMAGNOLI	180.9	3				
26	42	MULLER	216.0	3	4	ZANARDI	180.6	10				
27	1	PRIAULX	215.5	6	52	MARCHETTI	180.6	3				
28	5	COSTA	215.5	10	1	PRIAULX	180.0	10				
29	12	MULLER	215.5	2	7	LARINI	180.0	9				
30	30	RANGONI	215.5	2	12	MULLER	179.1	9				
31	53	ROMAGNOLI	215.5	4	34	ROMANINI	179.1	11				
32	58	COLCIAGO	214.7	4	57	RODA	179.1	12				
33	57	RODA	213.0	5	58	COLCIAGO	179.1	2				



Weather/Track: Cloud 11°/Dry 11°



Circuit Length - 4.4110 kilometres
Circuit de Nevers
Magny Cours

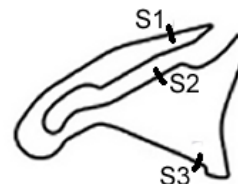
2006 FIA World Touring Car Championship Free Practice 2 - Best Sector Times Report

POS	NO	SECTOR 1			SECTOR 2			SECTOR 3			NAME	IDEAL/BEST LAP COMPARISON			
		TIME	LAP	NO	TIME	LAP	NO	TIME	LAP	NO		IDEAL	BEST	LAP	DIFF
1	20	33.518	3	2	41.931	5	2	34.353	3	2	TARQUINI	1:50.063	1:50.518	5	+ 0.455
2	3	33.579	2	42	42.093	6	42	34.426	6	42	MULLER	1:50.106	1:50.190	6	+ 0.084
3	42	33.587	2	10	42.190	10	12	34.458	3	20	CORONEL	1:50.360	1:50.360	3	+ 0.000
4	10	33.669	3	20	42.250	3	3	34.535	2	3	RYDELL	1:50.381	1:50.455	2	+ 0.074
5	12	33.760	3	3	42.267	5	20	34.592	3	10	TERTING	1:50.535	1:51.088	2	+ 0.553
6	2	33.779	2	4	42.279	6	11	34.613	3	12	MULLER	1:50.591	1:50.946	3	+ 0.355
7	4	33.835	10	23	42.322	9	1	34.628	3	11	THOMPSON	1:50.902	1:51.028	3	+ 0.126
8	43	33.837	5	43	42.342	3	10	34.676	2	1	PRIAULX	1:50.951	1:51.115	3	+ 0.164
9	18	33.869	5	12	42.373	2	7	34.811	2	43	MULLER	1:51.012	1:51.030	3	+ 0.018
10	11	33.898	2	11	42.391	10	30	34.819	5	4	ZANARDI	1:51.103	1:51.293	6	+ 0.190
11	1	33.912	4	1	42.411	7	43	34.833	3	30	RANGONI	1:51.410	1:51.760	5	+ 0.350
12	23	33.941	3	54	42.456	3	6	34.911	2	23	CORTHALS	1:51.423	1:51.836	9	+ 0.413
13	16	33.942	2	58	42.490	2	5	34.936	7	7	LARINI	1:51.433	1:51.720	2	+ 0.287
14	6	33.944	3	9	42.547	5	15	34.957	9	54	NASPETTI	1:51.442	1:51.736	3	+ 0.294
15	9	33.960	3	30	42.553	2	9	34.959	5	9	GENE	1:51.466	1:51.594	5	+ 0.128
16	31	33.972	5	7	42.641	2	54	34.977	2	6	HUFF	1:51.610	1:51.833	2	+ 0.223
17	7	33.981	3	15	42.685	8	4	34.989	6	18	TAVANO	1:51.710	1:52.069	2	+ 0.359
18	8	33.988	3	8	42.731	2	18	35.062	8	8	MENU	1:51.821	1:52.130	5	+ 0.309
19	54	34.009	5	51	42.731	5	8	35.102	5	5	COSTA	1:51.838	1:51.838	7	+ 0.000
20	30	34.038	8	6	42.755	3	58	35.125	9	15	FARFUS	1:51.845	1:52.031	9	+ 0.186
21	5	34.142	7	5	42.760	7	51	35.133	4	58	COLCIAGO	1:52.011	1:52.232	2	+ 0.221
22	51	34.194	5	18	42.779	11	23	35.160	2	51	BALZAN	1:52.058	1:52.158	5	+ 0.100
23	15	34.203	2	33	42.796	9	31	35.167	11	31	D'ASTE	1:52.194	1:52.469	11	+ 0.275
24	33	34.314	7	55	42.873	9	55	35.227	8	33	O'BRIEN	1:52.362	1:52.928	9	+ 0.566
25	58	34.396	5	16	43.035	4	33	35.252	6	16	MORBIDELL	1:52.423	1:52.646	2	+ 0.223
26	55	34.504	9	31	43.055	11	16	35.446	8	55	VALLI	1:52.604	1:52.857	9	+ 0.253
27	56	34.529	9	52	43.073	8	52	35.457	6	52	MARCHETTI	1:53.104	1:53.372	6	+ 0.268
28	34	34.553	12	56	43.255	11	56	35.547	8	56	IACONE	1:53.331	1:53.481	9	+ 0.150
29	52	34.574	6	24	43.359	5	19	35.555	3	19	CERESOLI	1:53.717	1:54.581	9	+ 0.864
30	19	34.649	3	53	43.364	3	34	35.623	9	34	ROMANINI	1:53.823	1:53.899	9	+ 0.076
31	24	34.807	5	19	43.513	8	57	35.656	5	24	SHARP	1:53.948	1:54.170	8	+ 0.222
32	57	34.885	5	34	43.647	11	24	35.782	8	53	ROMAGNOLI	1:54.138	1:54.198	3	+ 0.060
33	53	34.979	3	57	43.739	9	53	35.795	6	57	RODA	1:54.280	1:54.518	5	+ 0.238

'Perfect Lap' - 1:49.802



Weather/Track: Cloud 11°/Dry 11°



Circuit Length - 4.4110 kilometres
Circuit de Nevers
Magny Cours

2006 FIA World Touring Car Championship QUALIFYING

POS	NO	CL	DRIVER	NAT	CAR	TIME	LAPS	GAP	KPH
1	2		Gabriele TARQUINI	ITA	SEAT Leon	1:49.306	7		145.27
2	3		Rickard RYDELL	SWE	SEAT Leon	1:49.554	8	0.248	144.94
3	42		Jorg MULLER	GER	BMW 320si	1:49.555	9	0.249	144.94
4	9		Jordi GENE	ESP	SEAT Leon	1:49.798	6	0.492	144.62
5	10		Peter TERTING	GER	SEAT Leon	1:49.949	8	0.643	144.42
6	43		Dirk MULLER	GER	BMW 320si	1:50.027	10	0.721	144.32
7	4		Alessandro ZANARDI	ITA	BMW 320si	1:50.043	11	0.737	144.30
8	20		Tom CORONEL	NED	SEAT Toledo Cupra	1:50.053	8	0.747	144.29
9	1		Andy PRIAULX	GBR	BMW 320si	1:50.093	9	0.787	144.23
10	11		James THOMPSON	GBR	SEAT Leon	1:50.213	11	0.907	144.08
11	7		Nicola LARINI	ITA	Chevrolet Lacetti	1:50.257	11	0.951	144.02
12	12		Yvan MULLER	FRA	SEAT Leon	1:50.265	8	0.959	144.01
13	8		Alain MENU	SUI	Chevrolet Lacetti	1:50.281	10	0.975	143.99
14	30		Luca RANGONI	ITA	BMW 320si	1:50.338	10	1.032	143.91
15	6		Robert HUFF	GBR	Chevrolet Lacetti	1:50.344	12	1.038	143.91
16	5		Marcel COSTA	ESP	BMW 320si	1:50.524	11	1.218	143.67
17	54		Emanuele NASPETTI	ITA	BMW 320i	1:50.689	10	1.383	143.46
18	51		Alessandro BALZAN	ITA	Alfa Romeo 156	1:50.714	9	1.408	143.42
19	18		Salvatore TAVANO	ITA	Alfa Romeo 156	1:50.795	10	1.489	143.32
20	23		Pierre-Yves CORTHALS	BEL	Honda Accord Euro R	1:50.805	11	1.499	143.31
21	31		Stefano D'ASTE	ITA	BMW 320i	1:51.023	8	1.717	143.03
22	15		Augusto FARFUS	BRA	Alfa Romeo 156	1:51.089	9	1.783	142.94
23	16		Gianni MORBIDELLI	ITA	Alfa Romeo 156	1:51.158	11	1.852	142.85
24	58		Roberto COLCIAGO	ITA	SEAT Leon	1:51.186	12	1.880	142.82
25	55		Stefano VALLI	RSM	BMW 320i	1:51.390	13	2.084	142.55
26	56		Simone IACONE	ITA	BMW 320i	1:51.773	11	2.467	142.07
27	52		Elio MARCHETTI	ITA	Alfa Romeo 156	1:52.360	9	3.054	141.32
28	34		Diego ROMANINI	ITA	BMW 320i	1:52.580	13	3.274	141.05
29	24		Ryan SHARP	GBR	Honda Accord Euro R	1:52.627	12	3.321	140.99
30	53		Riccardo ROMAGNOLI	ITA	Alfa Romeo 156 Gta	1:52.652	13	3.346	140.96
31	19		Maurizio CERESOLI	ITA	SEAT Toledo Cupra	1:52.698	13	3.392	140.90
32	33		Emmet O'BRIEN	IRL	BMW 320i	1:52.852	10	3.546	140.71
33	57		Davide RODA	ITA	SEAT Leon	1:54.134	11	4.828	139.13

QUALIFICATION MAXIMA 1:56.957

Weather/Track: Sun 13°/Dry 20°

Magny-Cours
Circuit Length = 4.4110 km.
Start: 15:05 End: 15:35

Race Director:	Steward:	Timekeeper:
----------------	----------	-------------

2006 FIA World Touring Car Championship QUALIFYING - SECTOR ANALYSIS

1	Andy PRIAULX			GBR	BMW 320si							
1 -	X:00.000	179.7		X:00.000	6 - 34.245	213.8	42.244	179.4	36.823	1:53.312P		
2 -	34.370	214.7	42.763	179.7	35.929	1:53.062P	7 - 4:49.064	130.2	51.730	140.6	35.512	X:00.000
3 -	2:14.569	207.2	50.422	175.0	35.899	3:40.890	8 - 33.804	215.1	41.986	180.3	34.303	1:50.093
4 -	33.813	215.5	42.168	179.1	34.718	1:50.699	9 - 34.233	215.5	42.190	180.6	36.675	1:53.098P
5 -	33.746	214.2	42.169	179.1	34.676	1:50.591						
2	Gabriele TARQUINI			ITA	SEAT Leon							
1 -	X:00.000	136.5	48.879	177.6	36.299	X:00.000	5 - 3:55.235	133.8	49.464	176.4	36.047	X:00.000
2 -	33.622	215.1	46.160	146.3	35.724	1:55.506	6 - 33.555	217.7	41.490	181.2	34.261	1:49.306
3 -	33.909	216.4	41.827	180.3	34.577	1:50.313	7 - 36.189	156.9	52.732	151.6	44.227	2:13.148P
4 -	34.376	203.7	46.357	178.8	37.220	1:57.953P						
3	Rickard RYDELL			SWE	SEAT Leon							
1 -	X:00.000	170.0	44.690	177.3	36.456	X:00.000	5 - X:00.000	215.5	43.270	180.9	34.787	X:00.000
2 -	38.168	171.4	47.157	147.3	35.963	2:01.288	6 - 33.562	216.4	41.715	181.8	34.341	1:49.618
3 -	33.771	216.8	41.923	180.3	34.464	1:50.158	7 - 40.230	183.0	49.450	156.0	37.641	2:07.321
4 -	33.515	220.8	46.517	167.9	39.811	1:59.843P	8 - 33.581	218.1	41.706	182.1	34.267	1:49.554
4	Alessandro ZANARDI			ITA	BMW 320si							
1 -	X:00.000	178.8				X:00.000	7 - 33.712	217.3	42.001	179.4	34.720	1:50.433
2 -	34.380	219.0	42.896	177.9	35.388	1:52.664	8 - 35.058	211.7	44.893	178.2	38.169	1:58.120P
3 -	34.208	216.8	43.015	178.8	35.455	1:52.678	9 - 5:49.580	213.4	45.952	178.5	36.861	X:00.000
4 -	35.163	213.0	44.078	178.8	38.365	1:57.606P	10 - 33.610	216.8	41.749	180.6	37.004	1:52.363
5 -	2:56.244	211.7	45.491	176.7	35.953	4:17.688	11 - 33.674	218.6	41.699	178.8	34.670	1:50.043
6 -	33.728	217.7	42.082	178.5	34.559	1:50.369						
5	Marcel COSTA			ESP	BMW 320si							
1 -	X:00.000	180.0				X:00.000	7 - 34.075	216.8	42.800	179.4	36.190	1:53.065P
2 -	34.562	217.3	42.873	180.9	35.865	1:53.300	8 - 4:36.626	201.1	44.133	180.9	35.804	X:00.000
3 -	34.762	215.5	43.414	180.0	37.842	1:56.018P	9 - 33.660	220.4	42.218	180.6	34.646	1:50.524
4 -	3:18.969	209.7	46.274	177.0	36.720	4:41.963	10 - 34.361	216.8	42.214	181.5	42.364	1:58.939
5 -	33.867	217.3	42.454	180.0	34.933	1:51.254	11 - 33.990	216.8	51.619	156.7	39.945	2:05.554
6 -	33.897	216.8	42.315	180.3	35.301	1:51.513						

Car 34, lap 4 disregarded, chicane cut.
Weather/Track: Sun 13°/Dry 20°

Magny-Cours
Circuit Length = 4.4110 km.
Start: 15:05 End: 15:35

2006 FIA World Touring Car Championship QUALIFYING - SECTOR ANALYSIS

(contd.)

6		Robert HUFF		GBR		Chevrolet Lacetti			
1 -	X:00.000 158.8			X:00.000	7 - 33.990 217.3	42.323 180.3	34.711	1:51.024	
2 - 34.061 217.7	42.207 180.0	34.780		1:51.048	8 - 33.798 216.8	42.252 180.3	34.570	1:50.620	
3 - 33.948 217.3	42.335 180.3	34.776		1:51.059	9 - 33.812 218.1	42.324 180.6	35.902	1:52.038P	
4 - 33.972 217.3	42.524 179.4	38.562		1:55.058P	10 - 2:40.295 218.1	42.872 180.6	35.052	3:58.219	
5 - 4:59.033 213.4	44.477 179.1	36.055		X:00.000	11 - 33.517 218.1	42.002 181.5	34.826	1:50.345	
6 - 33.785 216.0	42.445 178.8	34.596		1:50.826	12 - 33.507 221.3	42.243 180.9	34.594	1:50.344	
7		Nicola LARINI		ITA		Chevrolet Lacetti			
1 -	X:00.000 141.3			X:00.000	7 - 33.539 217.7	42.409 179.7	34.567	1:50.515	
2 - 34.170 215.5	42.447 180.0	34.721		1:51.338	8 - 34.466 211.3	45.540 177.6	39.159	1:59.165P	
3 - 33.988 215.1	42.424 179.4	34.774		1:51.186	9 - 3:25.234 190.4	45.120 179.4	35.921	4:46.275	
4 - 35.271 213.4	44.798 176.7	40.896		2:00.965P	10 - 33.673 216.0	42.202 180.6	34.382	1:50.257	
5 - 4:09.006 217.3	43.749 178.5	36.137		X:00.000	11 - 36.378 204.5	47.109 168.4	43.303	2:06.790P	
6 - 34.026 214.2	42.083 179.4	34.638		1:50.747					
8		Alain MENU		SUI		Chevrolet Lacetti			
1 - X:00.000 209.3	52.437 161.6	48.285		X:00.000	6 - 33.818 216.0	42.097 180.0	34.742	1:50.657	
2 - 33.948 217.7	42.483 181.5	38.579		1:55.010	7 - 33.714 217.7	43.248 175.0	38.909	1:55.871P	
3 - 33.907 216.0	42.428 180.6	35.039		1:51.374	8 - 4:18.457 214.7	43.462 179.7	35.997	X:00.000	
4 - 34.556 216.0	44.197 179.4	39.298		1:58.051P	9 - 33.723 216.8	42.318 179.7	34.533	1:50.574	
5 - 5:40.791 212.1	44.286 177.9	36.106		X:00.000	10 - 33.692 215.5	41.996 179.7	34.593	1:50.281	
9		Jordi GENE		ESP		SEAT Leon			
1 - X:00.000 206.8	44.489 180.0	35.724		X:00.000	4 - X:00.000 212.5	45.161 180.0	35.717	X:00.000	
2 - 33.596 218.6	41.880 181.2	34.645		1:50.121	5 - 33.629 217.3	41.765 180.0	34.404	1:49.798	
3 - 33.831 216.4	43.801 180.0	38.255		1:55.887P	6 - 33.660 215.1	42.434 179.7	40.729	1:56.823P	
10		Peter TERTING		GER		SEAT Leon			
1 - X:00.000 158.8	52.877 175.0	35.889		X:00.000	5 - 33.830 215.1	42.038 181.5	35.690	1:51.558	
2 - 33.570 219.9	41.840 183.3	34.801		1:50.211	6 - 33.517 214.2	41.986 180.0	34.446	1:49.949	
3 - 33.730 217.7	42.537 179.7	37.870		1:54.137P	7 - 33.719 214.7	45.105 171.4	38.301	1:57.125P	
4 - 4:57.507 151.8	54.849 135.3	40.162		X:00.000	8 - 9:36.219 171.4	52.929 146.3	45.519	X:00.000P	

Car 34, lap 4 disregarded, chicane cut.
Weather/Track: Sun 13°/Dry 20°

Magny-Cours
Circuit Length = 4.4110 km.
Start: 15:05 End: 15:35

2006 FIA World Touring Car Championship QUALIFYING - SECTOR ANALYSIS

(contd.)

11	James THOMPSON			GBR	SEAT Leon							
1 -	X:00.000	179.7		X:00.000	7 - 2:42.132	190.4	54.633	180.9	40.222	4:16.987		
2 -	37.024	191.8	43.844	181.8	39.474	2:00.342P	8 - 33.827	219.0	46.083	120.0	41.622	2:01.532P
3 -	3:20.282	211.3	45.465	180.3	36.785	4:42.532	9 - 2:56.857	209.3	47.854	174.4	36.272	4:20.983
4 -	33.996	215.1	41.880	180.0	34.501	1:50.377	10 - 33.763	216.8	42.591	173.0	40.975	1:57.329
5 -	33.766	217.3	42.038	180.6	34.460	1:50.264	11 - 33.644	218.6	42.031	181.5	34.538	1:50.213
6 -	35.010	214.2	44.845	180.3	40.421	2:00.276P						
12	Yvan MULLER			FRA	SEAT Leon							
1 -	X:00.000	208.4	43.912	177.6	35.513	X:00.000	5 - 33.713	215.5	42.074	178.8	38.576	1:54.363
2 -	33.746	217.3	42.056	179.4	35.132	1:50.934	6 - 33.654	216.8	42.033	179.1	34.578	1:50.265
3 -	33.896	215.1	42.465	177.6	37.256	1:53.617P	7 - 33.819	214.2	42.755	178.8	35.971	1:52.545P
4 -	7:31.447	210.1	43.253	175.6	36.754	X:00.000	8 - 4:45.260	216.4	42.594	176.4	36.772	X:00.000
15	Augusto FARFUS			BRA	Alfa Romeo 156							
1 -	X:00.000	205.3	45.789	179.1	36.321	X:00.000	6 - 33.812	220.8	42.282	180.6	34.995	1:51.089
2 -	34.123	219.5	42.548	180.3	34.924	1:51.595	7 - 33.887	219.9	42.299	181.2	34.980	1:51.166
3 -	34.055	220.8	42.397	180.6	35.146	1:51.598	8 - 34.512	219.5	48.715	180.6	38.909	2:02.136P
4 -	35.712	213.0	46.534	174.4	42.517	2:04.763P	9 - 3:47.296	206.8	44.452	179.4	36.154	X:00.000
5 -	5:05.125	215.1	44.913	178.8	36.305	X:00.000						
16	Gianni MORBIDELLI			ITA	Alfa Romeo 156							
1 -	X:00.000	219.9	44.397	182.1	36.086	X:00.000	7 - 33.737	219.9	42.901	181.8	35.015	1:51.653
2 -	34.017	221.3	43.189	182.4	35.374	1:52.580	8 - 36.215	202.6	45.217	179.4	41.292	2:02.724P
3 -	34.010	222.6	42.693	181.5	35.011	1:51.714	9 - 4:04.560	217.3	43.441	181.8	36.115	X:00.000
4 -	35.157	200.0	45.249	180.0	38.208	1:58.614P	10 - 33.830	222.6	42.613	183.0	35.304	1:51.747
5 -	3:46.389	217.3	43.440	180.9	37.018	X:00.000	11 - 33.763	221.3	42.713	181.8	34.988	1:51.464
6 -	33.740	220.4	42.489	181.5	34.929	1:51.158						
18	Salvatore TAVANO			ITA	Alfa Romeo 156							
1 -	X:00.000	214.7	43.134	179.7	35.271	X:00.000	6 - 33.995	219.0	42.118	182.7	34.851	1:50.964
2 -	34.210	218.1	42.473	182.4	35.206	1:51.889	7 - 33.998	220.8	45.212	160.9	41.851	2:01.061P
3 -	33.939	219.5	42.544	181.8	35.111	1:51.594	8 - 3:34.562	217.3	42.643	176.7	35.089	4:52.294
4 -	34.019	218.1	44.604	180.3	41.121	1:59.744P	9 - 33.777	218.6	42.256	182.4	34.762	1:50.795
5 -	5:26.395	214.7	42.393	182.1	35.103	X:00.000	10 - 36.675	188.1	45.267	178.2	36.034	1:57.976

Car 34, lap 4 disregarded, chicane cut.
Weather/Track: Sun 13°/Dry 20°

Magny-Cours
Circuit Length = 4.4110 km.
Start: 15:05 End: 15:35

2006 FIA World Touring Car Championship QUALIFYING - SECTOR ANALYSIS

(contd.)

19	Maurizio CERESOLI			ITA	SEAT Toledo Cupra			I
1	X:00.000 174.4	48.832 179.1	41.220	X:00.000	8 - 3:38.246 213.4	46.533 160.4	36.671	X:00.000
2	- 36.025 216.8	43.909 181.8	35.502	1:55.436	9 - 34.382 219.0	43.221 181.8	35.095	1:52.698
3	- 34.696 217.7	43.756 180.3	35.634	1:54.086	10 - 34.503 217.3	43.240 181.2	35.237	1:52.980
4	- 35.149 216.4	43.937 180.6	35.804	1:54.890	11 - 34.959 217.7	43.801 180.3	37.941	1:56.701
5	- 34.717 216.0	43.751 179.1	35.689	1:54.157	12 - 34.476 220.4	45.285 180.9	38.005	1:57.766
6	- 35.527 214.7	45.583 180.3	37.925	1:59.035	13 - 37.761 167.7	48.858 179.1	37.106	2:03.725
7	- 38.249 192.1	50.954 172.2	42.019	2:11.222P				
20	Tom CORONEL			NED	SEAT Toledo Cupra			I
1	X:00.000 164.8	49.562 180.6	37.096	X:00.000	5 - 33.487 221.7	42.061 182.7	34.697	1:50.245
2	- 33.850 218.6	42.038 179.7	34.501	1:50.389	6 - 33.670 219.9	42.340 183.0	36.971	1:52.981P
3	- 33.778 216.4	42.340 180.9	40.573	1:56.691P	7 - 3:38.538 213.4	44.176 166.1	36.650	4:59.364
4	- 5:48.238 109.8	52.979 178.5	49.668	X:00.000	8 - 33.632 219.0	41.923 183.0	34.498	1:50.053
23	Pierre-Yves CORTHALS			BEL	Honda Accord Euro R			I
1	-	X:00.000 184.3		X:00.000	7 - 33.908 219.5	42.218 183.9	35.174	1:51.300
2	- 34.052 220.4	42.367 184.9	36.232	1:52.651	8 - 34.175 218.6	42.954 183.6	38.533	1:55.662P
3	- 34.309 219.0	42.237 184.3	35.156	1:51.702	9 - 3:14.424 213.0	44.028 180.0	36.093	4:34.545
4	- 34.001 220.4	42.247 184.9	38.588	1:54.836P	10 - 33.753 220.8	42.135 184.6	34.917	1:50.805
5	- 3:44.221 215.5	45.104 180.9	37.245	X:00.000	11 - 33.860 220.4	42.122 185.2	39.616	1:55.598P
6	- 33.625 220.8	42.561 183.6	35.421	1:51.607				
24	Ryan SHARP			GBR	Honda Accord Euro R			I
1	-	X:00.000 183.6		X:00.000	7 - 34.616 217.3	42.668 183.9	35.838	1:53.122
2	- 34.537 219.5	43.146 183.6	35.943	1:53.626	8 - 34.347 217.3	42.797 183.6	41.021	1:58.165P
3	- 34.527 218.1	42.861 183.9	35.763	1:53.151	9 - 3:15.635 219.0	43.483 183.3	36.115	4:35.233
4	- 34.450 218.1	44.485 183.3	38.196	1:57.131P	10 - 34.272 218.1	42.783 184.3	35.572	1:52.627
5	- 4:15.540 216.0	44.261 178.2	36.653	X:00.000	11 - 34.116 219.5	42.805 184.6	37.251	1:54.172
6	- 34.179 218.6	42.724 184.9	36.798	1:53.701	12 - 34.417 219.5	42.862 183.9	35.591	1:52.870
30	Luca RANGONI			ITA	BMW 320si			I
1	X:00.000 205.3	44.082 179.4	35.736	X:00.000	6 - 33.614 216.0	42.124 183.0	34.600	1:50.338
2	- 34.074 216.0	42.672 181.5	34.967	1:51.713	7 - 33.637 215.5	1:04.717 148.9	39.277	2:17.631P
3	- 33.852 215.1	42.400 180.3	34.791	1:51.043	8 - 3:07.042 214.2	42.834 180.6	36.061	4:25.937
4	- 34.242 215.1	43.863 180.3	39.031	1:57.136P	9 - 33.613 214.7	42.330 181.5	39.841	1:55.784
5	- 4:53.640 203.0	45.003 176.4	35.698	X:00.000	10 - 33.694 215.1	42.393 181.2	34.849	1:50.936

Car 34, lap 4 disregarded, chicane cut.
Weather/Track: Sun 13°/Dry 20°

Magny-Cours
Circuit Length = 4.4110 km.
Start: 15:05 End: 15:35

2006 FIA World Touring Car Championship QUALIFYING - SECTOR ANALYSIS

(contd.)

31	Stefano D'ASTE			ITA	BMW 320i				
1	X:00.000 200.0	43.828 181.8	35.999	X:00.000	5 - 33.719 220.8	42.400 181.8	34.904	1:51.023	
2	33.980 220.8	42.902 181.5	35.021	1:51.903	6 - 33.643 221.3	42.447 181.5	34.963	1:51.053	
3	33.906 220.4	42.735 181.5	40.046	1:56.687P	7 - 34.178 219.5	42.881 180.9	37.343	1:54.402P	
4	6:44.798 196.3	44.915 177.0	36.144	X:00.000	8 - 5:57.522 218.6	43.103 180.0	37.565	X:00.000	
33	Emmet O'BRIEN			IRL	BMW 320i				
1	X:00.000 181.2			X:00.000	6 - 34.173 219.0	42.916 182.4	36.073	1:53.162	
2	34.971 219.0	43.801 178.5	35.871	1:54.643	7 - 34.484 219.0	42.908 182.4	35.460	1:52.852	
3	34.682 219.5	42.975 182.7	35.946	1:53.603	8 - 35.064 214.7	43.690 181.8	37.087	1:55.841P	
4	35.637 211.7	43.709 180.9	37.805	1:57.151P	9 - 2:59.358 216.4	42.991 182.4	35.291	4:17.640	
5	5:38.688 157.4	46.015 182.7	37.273	X:00.000	10 - 34.103 218.1	55.605 132.0	45.494	2:15.202P	
34	Diego ROMANINI			ITA	BMW 320i				
1	X:00.000 176.4			X:00.000	8 - 34.457 215.1	43.327 178.2	35.424	1:53.208	
2	35.058 216.4	45.419 175.6	36.309	1:56.786	9 - 34.407 215.5	42.986 178.5	35.187	1:52.580	
3	34.604 214.2	43.614 177.6	36.279	1:54.497	10 - 34.451 215.5	42.997 178.2	35.184	1:52.632	
4	34.572 214.7	43.469 177.9	35.985	1:54.026D	11 - 34.402 215.5	43.539 178.5	35.427	1:53.368	
5	34.409 217.7	43.687 177.0	35.777	1:53.873	12 - 34.291 215.5	43.373 179.4	35.732	1:53.396	
6	34.356 215.1	44.657 171.9	38.117	1:57.130P	13 - 34.600 216.0	43.427 177.6	42.200	2:00.227P	
7	4:27.707 212.5	44.318 177.0	35.764	X:00.000					
42	Jorg MULLER			GER	BMW 320si				
1	X:00.000 215.1	44.882 180.0	35.820	X:00.000	6 - 34.979 203.7	43.485 181.2	38.417	1:56.881P	
2	34.173 215.1	44.638 141.5	40.149	1:58.960P	7 - 3:59.156 212.5	44.950 180.3	37.891	X:00.000	
3	7:00.145 214.7	46.399 153.1	40.243	X:00.000	8 - 33.533 215.1	41.728 181.8	34.294	1:49.555	
4	33.549 214.7	41.845 181.5	34.824	1:50.218	9 - 33.914 201.1	46.190 166.1	45.069	2:05.173P	
5	33.651 214.7	41.989 182.4	34.695	1:50.335					
43	Dirk MULLER			GER	BMW 320si				
1	X:00.000 209.7	43.847 180.3	35.973	X:00.000	6 - 33.740 214.7	41.861 181.5	34.426	1:50.027	
2	34.068 214.7	42.252 179.7	34.908	1:51.228	7 - 33.686 215.5	42.340 180.9	37.949	1:53.975P	
3	33.785 215.1	42.367 180.0	34.778	1:50.930	8 - 3:18.920 196.7	47.763 171.9	35.307	4:41.990	
4	33.852 214.7	42.581 180.0	38.954	1:55.387P	9 - 34.098 214.2	42.044 180.6	47.003	2:03.145	
5	4:55.965 199.2	45.334 175.6	35.368	X:00.000	10 - 33.836 214.2	41.934 180.9	34.343	1:50.113	

Car 34, lap 4 disregarded, chicane cut.
Weather/Track: Sun 13°/Dry 20°

Magny-Cours
Circuit Length = 4.4110 km.
Start: 15:05 End: 15:35

2006 FIA World Touring Car Championship QUALIFYING - SECTOR ANALYSIS

(contd.)

51	Alessandro BALZAN			ITA	Alfa Romeo 156			 	
1	X:00.000 147.7	46.558 179.7	35.743	X:00.000	6	5:50.136 219.0	42.866 180.6	35.191	X:00.000
2	34.062 218.6	42.879 178.5	35.296	1:52.237	7	33.753 219.9	42.299 180.3	34.662	1:50.714
3	34.100 220.8	42.486 178.8	35.027	1:51.613	8	33.748 219.0	42.061 180.6	35.673	1:51.482
4	34.243 218.6	42.456 180.6	35.140	1:51.839	9	34.021 219.0	43.862 181.8	38.452	1:56.335P
5	34.095 217.7	42.666 180.9	38.775	1:55.536P					
52	Elio MARCHETTI			ITA	Alfa Romeo 156			 	
1	X:00.000 195.2	45.320 179.4	35.713	X:00.000	6	7:40.122 214.7	43.388 179.7	35.739	X:00.000
2	34.598 219.0	42.798 179.1	35.530	1:52.926	7	34.268 216.4	42.855 178.2	35.237	1:52.360
3	34.502 216.4	43.271 179.1	35.830	1:53.603	8	34.315 216.0	43.042 178.5	35.455	1:52.812
4	34.571 214.7	43.465 177.0	35.682	1:53.718	9	34.634 214.7	44.383 179.1	41.833	2:00.850P
5	35.473 207.2	48.690 173.3	38.505	2:02.668P					
53	Riccardo ROMAGNOLI			ITA	Alfa Romeo 156 Gta			 	
1	X:00.000 172.2	50.103 166.9	37.021	X:00.000	8	34.489 217.3	42.633 179.4	35.530	1:52.652
2	35.120 216.4	43.397 180.0	35.788	1:54.305	9	34.314 219.5	43.075 180.6	35.631	1:53.020
3	34.944 215.1	43.163 177.3	35.725	1:53.832	10	34.585 216.4	43.475 176.1	35.833	1:53.893
4	36.000 203.3	46.551 171.1	37.085	1:59.636	11	34.543 217.7	43.308 179.1	35.781	1:53.632
5	34.869 213.8	43.113 177.6	38.880	1:56.862	12	34.427 215.5	43.723 178.5	35.775	1:53.925
6	34.747 215.1	44.134 176.1	37.680	1:56.561P	13	37.103 189.8	46.698 176.4	36.085	1:59.886
7	3:09.332 209.3	47.254 177.9	39.017	4:35.603					
54	Emanuele NASPETTI			ITA	BMW 320i			 	
1		X:00.000 180.6		X:00.000P	6	33.943 221.7	42.702 181.8	34.887	1:51.532
2	3:02.931 185.2	45.496 181.2	38.928	4:27.355	7	37.030 191.4	45.019 181.2	39.859	2:01.908P
3	34.081 219.5	42.921 180.6	35.043	1:52.045	8	3:09.775 218.1	43.575 182.7	35.208	4:28.558
4	33.851 219.5	42.788 180.9	34.982	1:51.621	9	33.788 220.8	42.507 182.1	34.434	1:50.729
5	34.106 219.5	42.859 182.7	34.875	1:51.840	10	33.844 219.9	42.286 181.8	34.559	1:50.689
55	Stefano VALLI			RSM	BMW 320i			 	
1	X:00.000 158.5	51.164 170.0	37.421	X:00.000	8	3:52.232 140.8	51.649 137.5	36.287	X:00.000
2	34.748 219.9	43.467 181.2	36.244	1:54.459	9	34.065 220.4	42.617 184.3	34.708	1:51.390
3	34.972 218.6	43.044 180.6	35.826	1:53.842	10	33.932 221.3	42.894 181.2	35.015	1:51.841
4	34.836 219.5	42.886 181.8	35.781	1:53.503	11	34.381 219.9	43.507 179.4	36.550	1:54.438
5	34.609 217.7	43.074 179.4	35.807	1:53.490	12	34.315 219.9	43.140 181.8	35.510	1:52.965
6	34.591 217.7	43.016 179.4	35.778	1:53.385	13	34.567 220.8	43.175 181.5	37.843	1:55.585P
7	35.706 216.4	45.838 177.0	38.731	2:00.275P					

Car 34, lap 4 disregarded, chicane cut.
Weather/Track: Sun 13°/Dry 20°

Magny-Cours
Circuit Length = 4.4110 km.
Start: 15:05 End: 15:35

2006 FIA World Touring Car Championship QUALIFYING - SECTOR ANALYSIS

(contd.)

56	Simone IACONE			ITA	BMW 320i				I			
1	X:00.000	211.3	46.963	148.1	38.982	X:00.000	7 - 34.455	218.6	43.723	180.3	39.093	1:57.271P
2	34.800	219.9	43.167	181.2	35.754	1:53.721	8 - 3:57.425	179.1	50.165	171.4	37.980	X:00.000
3	34.216	221.3	43.033	182.4	35.613	1:52.862	9 - 34.143	220.4	42.666	182.1	34.964	1:51.773
4	54.890	147.7	50.717	180.6	39.179	2:24.786P	10 - 33.759	222.2	45.570	178.2	36.650	1:55.979
5	3:38.408	162.1	45.562	181.2	35.973	4:59.943	11 - 34.317	220.4	42.847	181.8	35.232	1:52.396
6	34.196	219.5	43.285	180.0	36.169	1:53.650						
57	Davide RODA			ITA	SEAT Leon				I			
1	X:00.000	205.7	45.398	175.6	36.933	X:00.000	7 - 34.885	210.1	43.513	175.8	36.718	1:55.116
2	35.199	211.3	50.230	157.2	36.296	2:01.725	8 - 34.633	209.7	47.734	89.7	41.737	2:04.104P
3	35.446	208.4	44.408	175.0	36.246	1:56.100	9 - 4:53.796	209.3	44.910	176.4	36.406	X:00.000
4	35.034	210.9	44.387	174.7	37.249	1:56.670	10 - 35.015	210.1	43.361	175.6	35.758	1:54.134
5	34.820	212.1	43.996	175.8	35.504	1:54.320	11 - 34.741	210.5	58.791	73.7	1:05.877	2:39.409P
6	34.778	210.1	43.765	175.6	35.739	1:54.282						
58	Roberto COLCIAGO			ITA	SEAT Leon				I			
1	X:00.000	133.6	55.708	173.3	36.001	X:00.000	7 - 34.330	212.1	42.240	178.8	34.616	1:51.186
2	34.371	215.1	42.256	179.7	34.890	1:51.517	8 - 36.880	189.1	46.506	176.7	41.386	2:04.772P
3	34.243	213.4	42.281	179.1	35.142	1:51.666	9 - 2:55.050	200.3	44.806	177.0	35.338	4:15.194
4	38.160	189.8	45.061	176.1	41.761	2:04.982P	10 - 34.314	213.4	42.217	178.5	34.656	1:51.187
5	3:03.291	183.6	47.639	146.3	37.719	4:28.649	11 - 34.226	212.5	42.074	179.1	34.909	1:51.209
6	36.705	192.5	46.202	179.1	35.324	1:58.231	12 - 38.195	188.4	45.426	173.9	37.211	2:00.832

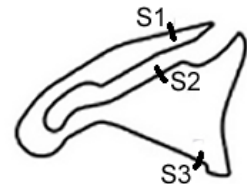
Car 34, lap 4 disregarded, chicane cut.
Weather/Track: Sun 13°/Dry 20°

2006 FIA World Touring Car Championship Qualifying - Best Sector Speeds Report

SECTOR 1				SECTOR 2				SECTOR 3				
POS	NO	NAME	SPEED	LAP	NO	NAME	SPEED	LAP	NO	NAME	SPEED	LAP
1	16	MORBIDELLI	222.6	3	23	CORTHALS	185.2	11				
2	56	IACONE	222.2	10	24	SHARP	184.9	6				
3	20	CORONEL	221.7	5	55	VALLI	184.3	9				
4	54	NASPETTI	221.7	6	10	TERTING	183.3	2				
5	6	HUFF	221.3	12	16	MORBIDELLI	183.0	10				
6	31	D'ASTE	221.3	6	20	CORONEL	183.0	6				
7	55	VALLI	221.3	10	30	RANGONI	183.0	6				
8	3	RYDELL	220.8	4	18	TAVANO	182.7	6				
9	15	FARFUS	220.8	3	33	O'BRIEN	182.7	3				
10	18	TAVANO	220.8	7	54	NASPETTI	182.7	5				
11	23	CORTHALS	220.8	6	42	MULLER	182.4	5				
12	51	BALZAN	220.8	3	56	IACONE	182.4	3				
13	5	COSTA	220.4	9	3	RYDELL	182.1	8				
14	19	CERESOLI	220.4	12	11	THOMPSON	181.8	2				
15	10	TERTING	219.9	2	19	CERESOLI	181.8	2				
16	24	SHARP	219.5	2	31	D'ASTE	181.8	1				
17	33	O'BRIEN	219.5	3	51	BALZAN	181.8	9				
18	53	ROMAGNOLI	219.5	9	5	COSTA	181.5	10				
19	4	ZANARDI	219.0	2	6	HUFF	181.5	11				
20	11	THOMPSON	219.0	8	8	MENU	181.5	2				
21	52	MARCHETTI	219.0	2	43	MULLER	181.5	6				
22	9	GENE	218.6	2	2	TARQUINI	181.2	6				
23	2	TARQUINI	217.7	6	9	GENE	181.2	2				
24	7	LARINI	217.7	7	15	FARFUS	181.2	7				
25	8	MENU	217.7	2	1	PRIAULX	180.6	9				
26	34	ROMANINI	217.7	5	4	ZANARDI	180.6	10				
27	12	MULLER	217.3	2	7	LARINI	180.6	10				
28	30	RANGONI	216.0	2	53	ROMAGNOLI	180.6	9				
29	1	PRIAULX	215.5	4	52	MARCHETTI	179.7	6				
30	43	MULLER	215.5	7	58	COLCIAGO	179.7	2				
31	42	MULLER	215.1	1	12	MULLER	179.4	2				
32	58	COLCIAGO	215.1	2	34	ROMANINI	179.4	12				
33	57	RODA	212.1	5	57	RODA	176.4	9				



Weather/Track: Sun 13°/Dry 20°



Circuit Length - 4.4110 kilometres
Circuit de Nevers
Magny Cours

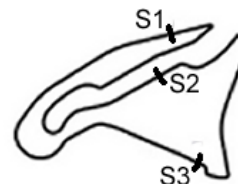
2006 FIA World Touring Car Championship Qualifying - Best Sector Times Report

POS	NO	SECTOR 1		SECTOR 2		SECTOR 3		IDEAL/BEST LAP COMPARISON							
		TIME	LAP	NO	TIME	LAP	NO	TIME	LAP	NO	NAME	IDEAL	BEST	LAP	DIFF
1	20	33.487	5	2	41.490	6	2	34.261	6	2	TARQUINI	1:49.306	1:49.306	6	+ 0.000
2	6	33.507	12	4	41.699	11	3	34.267	8	3	RYDELL	1:49.488	1:49.554	8	+ 0.066
3	3	33.515	4	3	41.706	8	42	34.294	8	42	MULLER	1:49.555	1:49.555	8	+ 0.000
4	10	33.517	6	42	41.728	8	1	34.303	8	9	GENE	1:49.765	1:49.798	5	+ 0.033
5	42	33.533	8	9	41.765	5	43	34.343	10	10	TERTING	1:49.803	1:49.949	6	+ 0.146
6	7	33.539	7	10	41.840	2	7	34.382	10	4	ZANARDI	1:49.868	1:50.043	11	+ 0.175
7	2	33.555	6	43	41.861	6	9	34.404	5	43	MULLER	1:49.890	1:50.027	6	+ 0.137
8	9	33.596	2	11	41.880	4	54	34.434	9	20	CORONEL	1:49.908	1:50.053	8	+ 0.145
9	4	33.610	10	20	41.923	8	10	34.446	6	11	THOMPSON	1:49.984	1:50.213	11	+ 0.229
10	30	33.613	9	1	41.986	8	11	34.460	5	7	LARINI	1:50.004	1:50.257	10	+ 0.253
11	23	33.625	6	8	41.996	10	20	34.498	8	1	PRIAULX	1:50.035	1:50.093	8	+ 0.058
12	31	33.643	6	6	42.002	11	8	34.533	9	6	HUFF	1:50.079	1:50.344	12	+ 0.265
13	11	33.644	11	12	42.033	6	4	34.559	6	8	MENU	1:50.221	1:50.281	10	+ 0.060
14	12	33.654	6	51	42.061	8	6	34.570	8	12	MULLER	1:50.265	1:50.265	6	+ 0.000
15	5	33.660	9	58	42.074	11	12	34.578	6	30	RANGONI	1:50.337	1:50.338	6	+ 0.001
16	43	33.686	7	7	42.083	6	30	34.600	6	51	BALZAN	1:50.471	1:50.714	7	+ 0.243
17	8	33.692	10	18	42.118	6	58	34.616	7	54	NASPETTI	1:50.508	1:50.689	10	+ 0.181
18	16	33.737	7	23	42.122	11	5	34.646	9	5	COSTA	1:50.520	1:50.524	9	+ 0.004
19	1	33.746	5	30	42.124	6	51	34.662	7	18	TAVANO	1:50.657	1:50.795	9	+ 0.138
20	51	33.748	8	5	42.214	10	55	34.708	9	23	CORTHALS	1:50.664	1:50.805	10	+ 0.141
21	56	33.759	10	15	42.282	6	18	34.762	9	58	COLCIAGO	1:50.916	1:51.186	7	+ 0.270
22	18	33.777	9	54	42.286	10	31	34.904	5	31	D'ASTE	1:50.947	1:51.023	5	+ 0.076
23	54	33.788	9	31	42.400	5	23	34.917	10	15	FARFUS	1:51.018	1:51.089	6	+ 0.071
24	15	33.812	6	16	42.489	6	15	34.924	2	16	MORBIDELL	1:51.155	1:51.158	6	+ 0.003
25	55	33.932	10	55	42.617	9	16	34.929	6	55	VALLI	1:51.257	1:51.390	9	+ 0.133
26	33	34.103	10	53	42.633	8	56	34.964	9	56	IACONE	1:51.389	1:51.773	9	+ 0.384
27	24	34.116	11	56	42.666	9	19	35.095	9	33	O'BRIEN	1:52.302	1:52.852	7	+ 0.550
28	58	34.226	11	24	42.668	7	34	35.184	10	52	MARCHETTI	1:52.303	1:52.360	7	+ 0.057
29	52	34.268	7	52	42.798	2	52	35.237	7	24	SHARP	1:52.356	1:52.627	10	+ 0.271
30	34	34.291	12	33	42.908	7	33	35.291	9	34	ROMANINI	1:52.461	1:52.580	9	+ 0.119
31	53	34.314	9	34	42.986	9	57	35.504	5	53	ROMAGNOLI	1:52.477	1:52.652	8	+ 0.175
32	19	34.382	9	19	43.221	9	53	35.530	8	19	CERESOLI	1:52.698	1:52.698	9	+ 0.000
33	57	34.633	8	57	43.361	10	24	35.572	10	57	RODA	1:53.498	1:54.134	10	+ 0.636

'Perfect Lap' - 1:49.238



Weather/Track: Sun 13°/Dry 20°



Circuit Length - 4.4110 kilometres
Circuit de Nevers
Magny Cours

2006 FIA World Touring Car Championship WARM UP

POS	NO	CL	DRIVER	NAT	CAR	TIME	LAPS	GAP	KPH
1	43		Dirk MULLER	GER	BMW 320si	1:50.771	9		143.35
2	42		Jorg MULLER	GER	BMW 320si	1:50.831	8	0.060	143.27
3	10		Peter TERTING	GER	SEAT Leon	1:51.050	9	0.279	142.99
4	1		Andy PRIAULX	GBR	BMW 320si	1:51.191	9	0.420	142.81
5	31	I	Stefano D'ASTE	ITA	BMW 320i	1:51.197	8	0.426	142.80
6	4		Alessandro ZANARDI	ITA	BMW 320si	1:51.202	9	0.431	142.80
7	20	I	Tom CORONEL	NED	SEAT Toledo Cupra	1:51.261	8	0.490	142.72
8	5		Marcel COSTA	ESP	BMW 320si	1:51.267	9	0.496	142.71
9	6		Robert HUFF	GBR	Chevrolet Lacetti	1:51.279	9	0.508	142.70
10	58	I	Roberto COLCIAGO	ITA	SEAT Leon	1:51.321	9	0.550	142.64
11	15		Augusto FARFUS	BRA	Alfa Romeo 156	1:51.324	7	0.553	142.64
12	30	I	Luca RANGONI	ITA	BMW 320si	1:51.502	8	0.731	142.41
13	51	I	Alessandro BALZAN	ITA	Alfa Romeo 156	1:51.511	9	0.740	142.40
14	11		James THOMPSON	GBR	SEAT Leon	1:51.533	8	0.762	142.37
15	12		Yvan MULLER	FRA	SEAT Leon	1:51.541	7	0.770	142.36
16	16		Gianni MORBIDELLI	ITA	Alfa Romeo 156	1:51.931	8	1.160	141.87
17	2		Gabriele TARQUINI	ITA	SEAT Leon	1:51.987	3	1.216	141.79
18	18		Salvatore TAVANO	ITA	Alfa Romeo 156	1:52.093	7	1.322	141.66
19	23	I	Pierre-Yves CORTHALS	BEL	Honda Accord Euro R	1:52.139	9	1.368	141.60
20	33	I	Emmet O'BRIEN	IRL	BMW 320i	1:52.196	8	1.425	141.53
21	56	I	Simone IACONE	ITA	BMW 320i	1:52.267	8	1.496	141.44
22	55	I	Stefano VALLI	RSM	BMW 320i	1:52.282	7	1.511	141.42
23	8		Alain MENU	SUI	Chevrolet Lacetti	1:52.387	7	1.616	141.29
24	54	I	Emanuele NASPETTI	ITA	BMW 320i	1:52.642	5	1.871	140.97
25	52	I	Elio MARCHETTI	ITA	Alfa Romeo 156	1:52.854	9	2.083	140.70
26	19	I	Maurizio CERESOLI	ITA	SEAT Toledo Cupra	1:53.933	9	3.162	139.37
27	24	I	Ryan SHARP	GBR	Honda Accord Euro R	1:54.140	8	3.369	139.12
28	34	I	Diego ROMANINI	ITA	BMW 320i	1:54.509	6	3.738	138.67
29	53	I	Riccardo ROMAGNOLI	ITA	Alfa Romeo 156 Gta	1:55.150	3	4.379	137.90
30	57	I	Davide RODA	ITA	SEAT Leon	1:55.743	6	4.972	137.19
31	7		Nicola LARINI	ITA	Chevrolet Lacetti	15:46.127	2	13:55.356	16.78

Weather/Track: Sun 6°/Dry 8°

Magny-Cours
Circuit Length = 4.4110 km.
Start: 09:25 End: 09:40

Race Director:	Steward:	Timekeeper:
----------------	----------	-------------

2006 FIA World Touring Car Championship WARM UP - SECTOR ANALYSIS

1	Andy PRIAULX			GBR	BMW 320si			
1	X:00.000 194.5	46.957 177.0	36.327	X:00.000	6 - 34.945 215.1	42.983 179.4	36.002	1:53.930
2	34.156 213.8	43.021 178.8	35.177	1:52.354	7 - 34.316 215.1	42.782 179.4	35.002	1:52.100
3	33.931 215.1	42.543 178.5	35.035	1:51.509	8 - 33.957 214.7	42.472 179.1	34.762	1:51.191
4	34.181 214.7	42.730 178.2	34.928	1:51.839	9 - 33.998 215.5	43.279 177.0	35.959	1:53.236P
5	34.277 214.7	43.395 179.1	35.731	1:53.403				
2	Gabriele TARQUINI			ITA	SEAT Leon			
1	X:00.000 209.3	43.680 178.8	35.042	X:00.000	3 - 34.064 214.7	42.721 178.8	41.144	1:57.929P
2	34.086 212.5	42.872 177.3	35.029	1:51.987				
4	Alessandro ZANARDI			ITA	BMW 320si			
1	X:00.000 197.8	47.029 177.3	37.338	X:00.000	6 - 34.213 215.5	42.542 178.2	35.222	1:51.977
2	41.119 110.0	1:01.426 175.8	37.889	2:20.434	7 - 33.994 214.2	42.355 178.5	34.907	1:51.256
3	35.600 211.7	51.690 175.3	36.150	2:03.440	8 - 33.929 216.4	42.294 180.0	34.979	1:51.202
4	34.529 213.8	43.230 178.2	35.396	1:53.155	9 - 35.867 173.0	47.102 176.4	48.091	2:11.060P
5	34.440 213.4	42.646 177.9	35.176	1:52.262				
5	Marcel COSTA			ESP	BMW 320si			
1	X:00.000 199.2	44.691 179.7	36.043	X:00.000	6 - 34.115 217.7	43.643 178.8	35.642	1:53.400
2	34.202 218.6	42.763 179.1	35.058	1:52.023	7 - 34.820 216.0	42.903 179.7	35.174	1:52.897
3	33.924 218.1	42.575 179.1	34.768	1:51.267	8 - 34.246 216.4	42.837 179.4	35.883	1:52.966
4	33.975 217.7	42.970 179.4	34.931	1:51.876	9 - 34.387 213.8	42.890 179.4	36.806	1:54.083P
5	35.438 212.1	44.453 180.0	35.129	1:55.020				
6	Robert HUFF			GBR	Chevrolet Lacetti			
1	X:00.000 207.2	43.858 179.1	35.606	X:00.000	6 - 35.174 216.0	42.807 179.4	34.990	1:52.971
2	34.129 215.5	43.096 179.7	35.003	1:52.228	7 - 34.886 215.5	42.633 179.7	35.033	1:52.552
3	34.012 217.3	42.461 180.0	34.806	1:51.279	8 - 34.214 214.7	42.526 179.4	34.820	1:51.560
4	33.892 217.7	42.613 180.6	34.920	1:51.425	9 - 34.187 214.2	42.771 179.1	35.648	1:52.606P
5	34.180 217.7	42.729 179.4	34.946	1:51.855				
7	Nicola LARINI			ITA	Chevrolet Lacetti			
1	X:00.000 198.8	45.349 175.0	36.670	X:00.000	2 - 34.581 209.7	1:02.119 101.8	59.695	2:36.395P

Weather/Track: Sun 6°/Dry 8°

www.mstworld.com

Page 1 of 6

Magny-Cours
Circuit Length = 4.4110 km.
Start: 09:25 End: 09:40

Printed - 09:46 Sunday, 30 April 2006

2006 FIA World Touring Car Championship WARM UP - SECTOR ANALYSIS

(contd.)

8	Alain MENU			SUI	Chevrolet Lacetti			
1	X:00.000 210.9	59.728 114.1	42.724	X:00.000	5 - 34.320 <i>217.3</i>	43.026 <i>180.0</i>	35.360	1:52.706
2	34.630 200.7	44.842 179.1	<i>35.047</i>	1:54.519	6 - 34.289 213.4	42.921 179.1	35.177	1:52.387
3	34.669 214.7	<i>42.798</i> 178.8	35.174	1:52.641	7 - <i>34.287</i> 214.2	43.192 177.9	38.341	1:55.820P
4	37.024 210.1	43.002 178.8	35.099	1:55.125				
9	Jordi GENE			ESP	SEAT Leon			
1				X:00.000P				
10	Peter TERTING			GER	SEAT Leon			
1	X:00.000 193.8	49.638 176.7	37.631	X:00.000	6 - 34.197 213.0	<i>42.248</i> 179.1	<i>34.718</i>	1:51.163
2	34.394 214.7	43.375 <i>180.3</i>	34.918	1:52.687	7 - 34.001 214.2	42.457 179.4	34.924	1:51.382
3	33.979 213.8	42.366 178.8	34.734	1:51.079	8 - 34.173 210.9	42.456 179.7	35.014	1:51.643
4	<i>33.807</i> <i>216.8</i>	42.461 179.7	34.782	1:51.050	9 - 34.214 212.5	42.448 175.0	37.876	1:54.538P
5	34.044 212.1	42.453 179.1	34.739	1:51.236				
11	James THOMPSON			GBR	SEAT Leon			
1	X:00.000 197.4	48.112 112.0	49.137	X:00.000	5 - 37.224 211.3	42.946 177.9	34.859	1:55.029
2	37.667 208.4	43.782 <i>179.4</i>	35.241	1:56.690	6 - 34.159 <i>213.4</i>	42.872 178.2	39.369	1:56.400
3	34.155 212.5	<i>42.563</i> 177.9	<i>34.815</i>	1:51.533	7 - <i>34.126</i> 211.7	42.751 178.2	35.024	1:51.901
4	34.236 212.1	43.490 179.1	34.991	1:52.717	8 - 44.534 196.0	45.543 179.1	38.912	2:08.989P
12	Yvan MULLER			FRA	SEAT Leon			
1	X:00.000 206.1	45.972 176.1	37.121	X:00.000	5 - 34.323 211.3	42.520 176.7	35.025	1:51.868
2	34.442 <i>212.1</i>	43.104 176.7	35.012	1:52.558	6 - 34.177 210.5	42.519 <i>177.0</i>	34.879	1:51.575
3	34.228 211.7	42.544 176.4	<i>34.851</i>	1:51.623	7 - 34.304 211.3	45.102 175.0	40.904	2:00.310P
4	<i>34.132</i> 210.9	<i>42.432</i> <i>177.0</i>	34.977	1:51.541				
15	Augusto FARFUS			BRA	Alfa Romeo 156			
1	X:00.000 166.4	47.226 175.0	35.757	X:00.000	5 - 34.287 217.7	42.486 179.7	34.926	1:51.699
2	34.223 218.1	42.786 180.0	35.025	1:52.034	6 - 34.255 217.3	42.599 180.0	35.163	1:52.017
3	34.216 216.8	<i>42.272</i> <i>180.3</i>	<i>34.836</i>	1:51.324	7 - 34.398 217.3	42.963 179.1	43.917	2:01.278P
4	<i>33.974</i> <i>219.0</i>	43.121 179.4	35.081	1:52.176				

Weather/Track: Sun 6°/Dry 8°

www.mstworld.com

Page 2 of 6

Magny-Cours
Circuit Length = 4.4110 km.
Start: 09:25 End: 09:40

Printed - 09:46 Sunday, 30 April 2006

2006 FIA World Touring Car Championship WARM UP - SECTOR ANALYSIS

(contd.)

16	Gianni MORBIDELLI			ITA	Alfa Romeo 156				
1	X:00.000 205.3	44.080 181.5	35.597	X:00.000	5 - 34.210 217.7	42.839 180.3	35.336	1:52.385	
2	35.048 215.1	43.023 180.9	35.234	1:53.305	6 - 34.200 219.9	42.706 181.2	35.213	1:52.119	
3	34.084 219.9	43.221 180.0	35.131	1:52.436	7 - 34.273 216.4	42.958 181.2	35.274	1:52.505	
4	34.136 219.0	42.864 181.2	34.931	1:51.931	8 - 34.363 217.3	43.140 180.0	37.957	1:55.460P	
18	Salvatore TAVANO			ITA	Alfa Romeo 156				
1	X:00.000 211.7	43.476 180.3	35.511	X:00.000	5 - 34.527 215.5	43.138 180.0	35.411	1:53.076	
2	34.440 215.5	42.618 181.2	35.060	1:52.118	6 - 34.345 216.4	42.999 180.3	35.534	1:52.878	
3	34.434 216.4	42.911 180.6	35.008	1:52.353	7 - 57.857 135.3	52.960 132.3	45.821	2:36.638P	
4	34.062 216.8	42.927 179.7	35.104	1:52.093					
19	Maurizio CERESOLI			ITA	SEAT Toledo Cupra				I
1	X:00.000 129.1	48.619 179.4	37.760	X:00.000	6 - 34.486 216.4	43.828 180.9	35.619	1:53.933	
2	36.627 207.2	43.840 180.9	35.794	1:56.261	7 - 34.859 204.5	43.772 181.5	35.910	1:54.541	
3	35.971 211.7	44.953 179.4	35.736	1:56.660	8 - 34.410 217.3	45.602 180.0	36.410	1:56.422	
4	34.418 216.4	43.797 181.2	35.969	1:54.184	9 - 37.184 189.1	48.142 173.3	43.022	2:08.348P	
5	34.846 215.1	43.766 181.2	35.714	1:54.326					
20	Tom CORONEL			NED	SEAT Toledo Cupra				I
1	X:00.000 127.8	48.729 170.3	37.703	X:00.000	5 - 34.439 215.1	44.111 177.9	35.241	1:53.791	
2	35.064 203.3	44.855 181.5	35.508	1:55.427	6 - 34.242 214.2	42.168 181.8	34.851	1:51.261	
3	34.250 216.4	42.485 180.6	35.122	1:51.857	7 - 38.050 196.7	43.016 181.8	36.534	1:57.600	
4	36.617 210.5	47.131 181.2	36.186	1:59.934	8 - 34.254 218.1	46.210 175.8	38.361	1:58.825P	
23	Pierre-Yves CORTHALS			BEL	Honda Accord Euro R				I
1	X:00.000 161.4	49.434 147.7	40.285	X:00.000	6 - 36.152 213.4	43.294 182.7	35.648	1:55.094	
2	37.058 179.7	43.694 182.1	36.014	1:56.766	7 - 34.482 215.5	42.538 183.9	35.119	1:52.139	
3	34.269 218.1	42.561 181.8	35.518	1:52.348	8 - 34.693 217.3	42.813 182.7	35.792	1:53.298	
4	34.506 197.4	43.402 183.6	35.215	1:53.123	9 - 34.823 216.4	42.966 183.3	43.362	2:01.151P	
5	34.234 218.1	42.406 183.3	36.946	1:53.586					
24	Ryan SHARP			GBR	Honda Accord Euro R				I
1	X:00.000 179.4	48.882 167.7	39.867	X:00.000	5 - 36.143 216.0	43.596 181.8	36.445	1:56.184	
2	38.519 189.8	51.976 137.7	40.705	2:11.200	6 - 35.096 213.8	44.407 182.1	36.249	1:55.752	
3	35.637 213.8	44.201 180.9	38.913	1:58.751	7 - 34.785 214.7	43.030 182.7	36.325	1:54.140	
4	34.979 215.1	43.414 182.1	36.647	1:55.040	8 - 39.115 198.8	49.357 145.5	44.488	2:12.960P	

Weather/Track: Sun 6°/Dry 8°

www.mstworld.com

Page 3 of 6

Magny-Cours
Circuit Length = 4.4110 km.
Start: 09:25 End: 09:40

Printed - 09:46 Sunday, 30 April 2006

2006 FIA World Touring Car Championship WARM UP - SECTOR ANALYSIS

(contd.)

30	Luca RANGONI			ITA	BMW 320si				I
1	X:00.000 173.6	56.772 149.5	36.255	X:00.000	5 - 34.254 213.0	42.919 179.1	34.971	1:52.144	
2	34.463 214.2	42.994 178.8	35.314	1:52.771	6 - 34.108 214.7	42.569 178.8	34.825	1:51.502	
3	33.880 216.0	43.522 178.8	35.710	1:53.112	7 - 34.229 214.7	42.512 179.7	36.777	1:53.518	
4	34.252 214.2	42.874 176.4	34.991	1:52.117	8 - 34.122 214.7	42.850 180.3	40.267	1:57.239P	
31	Stefano D'ASTE			ITA	BMW 320i				I
1	X:00.000 173.6	46.240 177.3	37.536	X:00.000	5 - 34.982 216.0	42.799 180.0	35.000	1:52.781	
2	36.600 195.2	44.386 182.4	35.895	1:56.881	6 - 34.578 218.1	42.546 180.9	35.158	1:52.282	
3	34.309 218.6	43.068 179.4	35.009	1:52.386	7 - 33.770 218.6	42.478 180.6	34.949	1:51.197	
4	33.852 219.5	42.780 180.0	34.927	1:51.559	8 - 46.432 153.6	49.243 181.8	39.853	2:15.528P	
33	Emmet O'BRIEN			IRL	BMW 320i				I
1	X:00.000 173.9	47.586 178.8	37.346	X:00.000	5 - 35.195 216.0	47.303 170.3	39.709	2:02.207P	
2	34.953 207.2	44.809 183.3	35.574	1:55.336	6 - 1:37.072 214.2	43.842 181.2	35.759	2:56.673	
3	34.323 221.7	43.734 181.8	35.434	1:53.491	7 - 34.263 217.7	43.720 178.8	36.977	1:54.960	
4	34.059 219.9	42.838 183.0	35.299	1:52.196	8 - 34.014 221.7	42.981 181.8	37.020	1:54.015P	
34	Diego ROMANINI			ITA	BMW 320i				I
1	X:00.000 190.8	48.908 175.3	38.268	X:00.000	4 - 35.325 212.1	43.776 176.4	36.078	1:55.179	
2	35.324 213.4	44.486 175.8	36.629	1:56.439	5 - 34.797 212.5	43.615 178.5	36.097	1:54.509	
3	35.124 211.7	44.330 175.8	36.510	1:55.964	6 - 34.941 211.3	47.126 175.3	40.066	2:02.133P	
42	Jorg MULLER			GER	BMW 320si				
1	X:00.000 213.8	44.053 178.8	35.374	X:00.000	5 - 35.745 215.1	42.317 180.6	35.288	1:53.350	
2	34.627 210.5	42.485 179.7	34.857	1:51.969	6 - 33.986 214.7	42.309 180.0	34.742	1:51.037	
3	33.799 215.5	42.189 179.4	34.843	1:50.831	7 - 34.020 214.7	42.102 180.3	34.842	1:50.964	
4	34.831 214.2	43.406 179.7	35.369	1:53.606	8 - 35.346 214.2	42.826 180.6	38.377	1:56.549P	
43	Dirk MULLER			GER	BMW 320si				
1	X:00.000 211.3	44.643 180.0	37.173	X:00.000	6 - 33.911 215.1	44.351 179.4	34.929	1:53.191	
2	34.334 214.7	42.639 179.7	34.867	1:51.840	7 - 33.973 214.7	42.712 181.2	34.866	1:51.551	
3	33.850 215.5	42.310 179.7	35.253	1:51.413	8 - 33.885 215.1	42.331 181.2	46.966	2:03.182	
4	33.846 214.2	42.164 180.6	34.761	1:50.771	9 - 34.087 215.1	42.378 179.7	35.543	1:52.008P	
5	35.428 215.1	42.638 180.0	35.025	1:53.091					

Weather/Track: Sun 6°/Dry 8°

www.mstworld.com

Page 4 of 6

Magny-Cours
Circuit Length = 4.4110 km.
Start: 09:25 End: 09:40

Printed - 09:46 Sunday, 30 April 2006

2006 FIA World Touring Car Championship WARM UP - SECTOR ANALYSIS

(contd.)

51	Alessandro BALZAN			ITA	Alfa Romeo 156			
1	X:00.000 195.6	45.494 178.8	37.401	X:00.000	6 - 34.205 214.2	42.459 179.7	35.030	1:51.694
2	35.141 214.7	42.681 179.4	35.024	1:52.846	7 - 34.189 214.2	42.580 179.4	34.961	1:51.730
3	34.107 217.7	42.425 180.3	35.106	1:51.638	8 - 34.224 213.8	42.587 179.7	35.600	1:52.411
4	34.187 219.0	42.621 179.1	34.772	1:51.580	9 - 34.274 215.5	44.817 130.9	47.790	2:06.881P
5	34.213 214.2	42.418 179.1	34.880	1:51.511				
52	Elio MARCHETTI			ITA	Alfa Romeo 156			
1	X:00.000 165.3	48.409 169.8	37.752	X:00.000	6 - 34.346 215.1	43.148 177.3	35.360	1:52.854
2	35.005 215.1	43.555 180.9	35.603	1:54.163	7 - 34.614 214.2	42.963 177.9	35.370	1:52.947
3	34.559 214.7	43.003 177.9	35.388	1:52.950	8 - 34.615 213.0	43.183 176.4	35.692	1:53.490
4	34.672 216.0	43.489 178.2	35.178	1:53.339	9 - 34.661 213.8	43.287 177.6	38.694	1:56.642P
5	34.757 214.7	43.223 176.4	35.193	1:53.173				
53	Riccardo ROMAGNOLI			ITA	Alfa Romeo 156 Gta			
1	X:00.000 121.7	51.082 158.1	38.924	X:00.000	3 - 34.653 215.1	43.585 180.3	36.912	1:55.150
2	35.368 214.2	52.465 132.5	38.211	2:06.044				
54	Emanuele NASPETTI			ITA	BMW 320i			
1	X:00.000 210.9	44.829 180.3	36.170	X:00.000	4 - 34.282 220.4	43.731 180.6	35.219	1:53.232
2	35.395 201.1	43.855 181.5	35.357	1:54.607	5 - 34.368 221.3	43.670 180.6	38.702	1:56.740P
3	34.448 218.1	43.227 180.6	34.967	1:52.642				
55	Stefano VALLI			RSM	BMW 320i			
1	X:00.000 209.3	46.981 171.4	38.504	X:00.000	5 - 2:50.946 219.0	44.411 181.2	38.524	4:13.881
2	34.783 216.0	43.325 180.9	35.519	1:53.627	6 - 34.419 217.3	42.751 182.1	35.112	1:52.282
3	34.590 217.3	48.218 180.9	35.508	1:58.316	7 - 35.647 188.4	46.409 178.2	37.564	1:59.620P
4	34.780 217.3	44.662 180.3	37.596	1:57.038P				
56	Simone IACONE			ITA	BMW 320i			
1	X:00.000 210.9	45.587 180.3	36.351	X:00.000	5 - 34.317 217.3	44.047 181.8	36.586	1:54.950P
2	34.749 216.4	43.358 179.4	35.526	1:53.633	6 - 3:48.025 213.0	43.449 180.9	35.705	X:00.000
3	34.167 217.7	42.821 180.9	35.498	1:52.486	7 - 34.085 216.4	42.961 180.3	35.484	1:52.530
4	34.083 216.4	42.905 181.5	35.279	1:52.267	8 - 34.401 216.0	43.048 180.3	40.865	1:58.314P

Weather/Track: Sun 6°/Dry 8°

www.mstworld.com

Page 5 of 6

Magny-Cours
Circuit Length = 4.4110 km.
Start: 09:25 End: 09:40

Printed - 09:46 Sunday, 30 April 2006

2006 FIA World Touring Car Championship WARM UP - SECTOR ANALYSIS

(contd.)

57	Davide RODA			ITA	SEAT Leon				I
1 - X:00.000 155.3	53.498 155.3	46.035	X:00.000	4 - 35.898 205.7	44.585 173.3	36.634	1:57.117		
2 - 47.806 108.8	49.274 172.2	37.644	2:14.724	5 - 35.660 204.1	44.725 173.3	36.477	1:56.862		
3 - 36.871 202.6	45.298 174.4	37.685	1:59.854	6 - 34.875 206.8	44.160 174.7	36.708	1:55.743		
58	Roberto COLCIAGO			ITA	SEAT Leon				I
1 - X:00.000 156.7	53.244 99.4	41.427	X:00.000	6 - 34.557 208.0	42.635 177.3	34.882	1:52.074		
2 - 35.839 205.7	42.586 179.1	35.127	1:53.552	7 - 34.364 208.4	44.561 176.7	35.547	1:54.472		
3 - 34.171 211.3	42.342 178.2	34.808	1:51.321	8 - 34.275 208.8	42.585 177.3	35.001	1:51.861		
4 - 34.718 209.3	42.658 178.2	34.928	1:52.304	9 - 34.366 208.4	42.349 177.3	38.009	1:54.724P		
5 - 34.464 211.3	42.424 178.2	35.000	1:51.888						

Weather/Track: Sun 6°/Dry 8°

www.mstworld.com

Page 6 of 6

Magny-Cours
Circuit Length = 4.4110 km.
Start: 09:25 End: 09:40

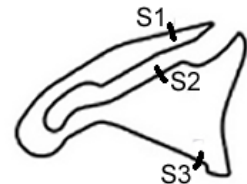
Printed - 09:46 Sunday, 30 April 2006

2006 FIA World Touring Car Championship Warm-Up - Best Sector Speeds Report

SECTOR 1				SECTOR 2				SECTOR 3				
POS	NO	NAME	SPEED	LAP	NO	NAME	SPEED	LAP	NO	NAME	SPEED	LAP
1	33	O'BRIEN	221.7	3	23	CORTHALS	183.9	7				
2	54	NASPETTI	221.3	5	33	O'BRIEN	183.3	2				
3	16	MORBIDELLI	219.9	3	24	SHARP	182.7	7				
4	31	D'ASTE	219.5	4	31	D'ASTE	182.4	2				
5	15	FARFUS	219.0	4	55	VALLI	182.1	6				
6	51	BALZAN	219.0	4	20	CORONEL	181.8	6				
7	55	VALLI	219.0	5	56	IACONE	181.8	5				
8	5	COSTA	218.6	2	16	MORBIDELLI	181.5	1				
9	20	CORONEL	218.1	8	19	CERESOLI	181.5	7				
10	23	CORTHALS	218.1	3	54	NASPETTI	181.5	2				
11	6	HUFF	217.7	4	18	TAVANO	181.2	2				
12	56	IACONE	217.7	3	43	MULLER	181.2	7				
13	8	MENU	217.3	5	52	MARCHETTI	180.9	2				
14	19	CERESOLI	217.3	8	6	HUFF	180.6	4				
15	10	TERTING	216.8	4	42	MULLER	180.6	5				
16	18	TAVANO	216.8	4	10	TERTING	180.3	2				
17	4	ZANARDI	216.4	8	15	FARFUS	180.3	3				
18	24	SHARP	216.0	5	30	RANGONI	180.3	8				
19	30	RANGONI	216.0	3	51	BALZAN	180.3	3				
20	52	MARCHETTI	216.0	4	53	ROMAGNOLI	180.3	3				
21	1	PRIAULX	215.5	9	4	ZANARDI	180.0	8				
22	42	MULLER	215.5	3	5	COSTA	180.0	5				
23	43	MULLER	215.5	3	8	MENU	180.0	5				
24	53	ROMAGNOLI	215.1	3	1	PRIAULX	179.4	6				
25	2	TARQUINI	214.7	3	11	THOMPSON	179.4	2				
26	11	THOMPSON	213.4	6	58	COLCIAGO	179.1	2				
27	34	ROMANINI	213.4	2	2	TARQUINI	178.8	1				
28	12	MULLER	212.1	2	34	ROMANINI	178.5	5				
29	58	COLCIAGO	211.3	3	12	MULLER	177.0	4				
30	7	LARINI	209.7	2	7	LARINI	175.0	1				
31	57	RODA	206.8	6	57	RODA	174.7	6				



Weather/Track: Bright 6° / Dry 8°



Circuit Length - 4.4110 kilometres
Circuit de Nevers
Magny Cours

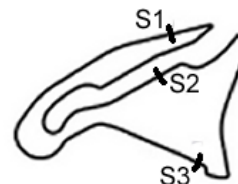
2006 FIA World Touring Car Championship Warm-Up - Best Sector Times Report

POS	SECTOR 1			SECTOR 2			SECTOR 3			NAME	IDEAL/BEST LAP COMPARISON			DIFF	
	NO	TIME	LAP	NO	TIME	LAP	NO	TIME	LAP		IDEAL	BEST	LAP		
1	31	33.770	7	42	42.102	7	10	34.718	6	42	MULLER	1:50.643	1:50.831	3	+ 0.188
2	42	33.799	3	43	42.164	4	42	34.742	6	43	MULLER	1:50.771	1:50.771	4	+ 0.000
3	10	33.807	4	20	42.168	6	43	34.761	4	10	TERTING	1:50.773	1:51.050	4	+ 0.277
4	43	33.846	4	10	42.248	6	1	34.762	8	15	FARFUS	1:51.082	1:51.324	3	+ 0.242
5	30	33.880	3	15	42.272	3	5	34.768	3	4	ZANARDI	1:51.130	1:51.202	8	+ 0.072
6	6	33.892	4	4	42.294	8	51	34.772	4	6	HUFF	1:51.159	1:51.279	3	+ 0.120
7	5	33.924	3	58	42.342	3	6	34.806	3	1	PRIAULX	1:51.165	1:51.191	8	+ 0.026
8	4	33.929	8	23	42.406	5	58	34.808	3	31	D'ASTE	1:51.175	1:51.197	7	+ 0.022
9	1	33.931	3	51	42.418	5	11	34.815	3	30	RANGONI	1:51.217	1:51.502	6	+ 0.285
10	15	33.974	4	12	42.432	4	30	34.825	6	20	CORONEL	1:51.261	1:51.261	6	+ 0.000
11	33	34.014	8	6	42.461	3	15	34.836	3	5	COSTA	1:51.267	1:51.267	3	+ 0.000
12	18	34.062	4	1	42.472	8	12	34.851	3	51	BALZAN	1:51.297	1:51.511	5	+ 0.214
13	2	34.064	3	31	42.478	7	20	34.851	6	58	COLCIAGO	1:51.321	1:51.321	3	+ 0.000
14	56	34.083	4	30	42.512	7	4	34.907	7	12	MULLER	1:51.415	1:51.541	4	+ 0.126
15	16	34.084	3	11	42.563	3	31	34.927	4	11	THOMPSON	1:51.504	1:51.533	3	+ 0.029
16	51	34.107	3	5	42.575	3	16	34.931	4	18	TAVANO	1:51.688	1:52.093	4	+ 0.405
17	11	34.126	7	18	42.618	2	54	34.967	3	16	MORBIDELL	1:51.721	1:51.931	4	+ 0.210
18	12	34.132	4	16	42.706	6	18	35.008	3	23	CORTHALS	1:51.759	1:52.139	7	+ 0.380
19	58	34.171	3	2	42.721	3	2	35.029	2	2	TARQUINI	1:51.814	1:51.987	2	+ 0.173
20	23	34.234	5	55	42.751	6	8	35.047	2	8	MENU	1:52.132	1:52.387	6	+ 0.255
21	20	34.242	6	8	42.798	3	55	35.112	6	33	O'BRIEN	1:52.151	1:52.196	4	+ 0.045
22	54	34.282	4	56	42.821	3	23	35.119	7	56	IACONE	1:52.183	1:52.267	4	+ 0.084
23	8	34.287	7	33	42.838	4	52	35.178	4	55	VALLI	1:52.282	1:52.282	6	+ 0.000
24	52	34.346	6	52	42.963	7	56	35.279	4	54	NASPETTI	1:52.476	1:52.642	3	+ 0.166
25	19	34.410	8	24	43.030	7	33	35.299	4	52	MARCHETTI	1:52.487	1:52.854	6	+ 0.367
26	55	34.419	6	54	43.227	3	19	35.619	6	19	CERESOLI	1:53.795	1:53.933	6	+ 0.138
27	7	34.581	2	53	43.585	3	34	36.078	4	24	SHARP	1:54.064	1:54.140	7	+ 0.076
28	53	34.653	3	34	43.615	5	24	36.249	6	34	ROMANINI	1:54.490	1:54.509	5	+ 0.019
29	24	34.785	7	19	43.766	5	57	36.477	5	53	ROMAGNOLI	1:55.150	1:55.150	3	+ 0.000
30	34	34.797	5	57	44.160	6	7	36.670	1	57	RODA	1:55.512	1:55.743	6	+ 0.231
31	57	34.875	6	7	45.349	1	53	36.912	3	7	LARINI	1:56.600	2:36.395	2	+ 39.79

'Perfect Lap' - 1:50.590



Weather/Track: Bright 6°/Dry 8°



Circuit Length - 4.4110 kilometres
Circuit de Nevers
Magny Cours

2006 FIA World Touring Car Championship GRID FOR RACE 1

ROW 17	52	MARCHETTI		57	RODA
ROW 16	33	O'BRIEN		19	CERESOLI
ROW 15	53	ROMAGNOLI		24	SHARP
ROW 14	54	NASPETTI		34	ROMANINI
ROW 13	56	IACONE		55	VALLI
ROW 12	58	COLCIAGO		16	MORBIDELLI
ROW 11	15	FARFUS		31	D'ASTE
ROW 10	23	CORTHALS		18	TAVANO
ROW 9	51	BALZAN		5	COSTA
ROW 8	6	HUFF		30	RANGONI
ROW 7	8	MENU		12	MULLER
ROW 6	7	LARINI		11	THOMPSON
ROW 5	1	PRIAULX		20	CORONEL
ROW 4	4	ZANARDI		43	MULLER
ROW 3	10	TERTING		9	GENE
ROW 2	42	MULLER		3	RYDELL
ROW 1	2	TARQUINI			

POLE



Grid ref Stewards dec 1 & 6.

Magny-Cours
Circuit Length = 4.4110 km.

Race Director:	Steward:	Timekeeper:
----------------	----------	-------------

2006 FIA World Touring Car Championship

RACE CLASSIFICATION - RACE 1

POS	NO	CL	DRIVER	NAT	CAR	TIME	LAPS	GAP	KPH	BEST
1	43		Dirk MULLER	GER	BMW 320si	22:22.141	12		141.48	1:50.650
2	42		Jorg MULLER	GER	BMW 320si	22:22.577	12	0.436	141.43	1:50.674
3	3		Rickard RYDELL	SWE	SEAT Leon	22:23.219	12	1.078	141.36	1:50.753
4	2		Gabriele TARQUINI	ITA	SEAT Leon	22:23.655	12	1.514	141.32	1:50.949
5	9		Jordi GENE	ESP	SEAT Leon	22:26.216	12	4.075	141.05	1:50.905
6	10		Peter TERTING	GER	SEAT Leon	22:26.814	12	4.673	140.98	1:50.803
7	11		James THOMPSON	GBR	SEAT Leon	22:29.674	12	7.533	140.69	1:51.299
8	1		Andy PRIAULX	GBR	BMW 320si	22:30.081	12	7.940	140.64	1:51.335
9	6		Robert HUFF	GBR	Chevrolet Lacetti	22:36.586	12	14.445	139.97	1:51.689
10	20	I	Tom CORONEL	NED	SEAT Toledo Cupra	22:37.587	12	15.446	139.87	1:51.877
11	7		Nicola LARINI	ITA	Chevrolet Lacetti	22:38.287	12	16.146	139.79	1:52.315
12	30	I	Luca RANGONI	ITA	BMW 320si	22:39.273	12	17.132	139.69	1:52.044
13	12		Yvan MULLER	FRA	SEAT Leon	22:40.260	12	18.119	139.59	1:52.376
14	4		Alessandro ZANARDI	ITA	BMW 320si	22:41.289	12	19.148	139.49	1:51.692
15	58	I	Roberto COLCIAGO	ITA	SEAT Leon	22:42.571	12	20.430	139.35	1:52.548
16	23	I	Pierre-Yves CORTHALS	BEL	Honda Accord Euro R	22:46.206	12	24.065	138.98	1:52.472
17	54	I	Emanuele NASPETTI	ITA	BMW 320i	22:48.101	12	25.960	138.79	1:52.590
18	31	I	Stefano D'ASTE	ITA	BMW 320i	22:48.569	12	26.428	138.74	1:52.850
19	8		Alain MENU	SUI	Chevrolet Lacetti	22:48.825	12	26.684	138.72	1:52.375
20	16		Gianni MORBIDELLI	ITA	Alfa Romeo 156	22:51.537	12	29.396	138.44	1:52.904
21	15		Augusto FARFUS	BRA	Alfa Romeo 156	22:57.677	12	35.536	137.83	1:53.063
22	24	I	Ryan SHARP	GBR	Honda Accord Euro R	22:59.033	12	36.892	137.69	1:52.795
23	33	I	Emmet O'BRIEN	IRL	BMW 320i	23:06.594	12	44.453	136.94	1:53.106
24	52	I	Elio MARCHETTI	ITA	Alfa Romeo 156	23:09.824	12	47.683	136.62	1:53.158
25	56	I	Simone IACONE	ITA	BMW 320i	23:10.159	12	48.018	136.59	1:53.888
26	53	I	Riccardo ROMAGNOLI	ITA	Alfa Romeo 156 Gta	23:15.144	12	53.003	136.10	1:54.252
27	34	I	Diego ROMANINI	ITA	BMW 320i	23:17.170	12	55.029	135.90	1:54.518
28	57	I	Davide RODA	ITA	SEAT Leon	23:46.837	12	1:24.696	133.08	1:55.468

NOT CLASSIFIED

19	I	Maurizio CERESOLI	ITA	SEAT Toledo Cupra	23:48.775	7	N.C.F.	77.33	1:54.900
18		Salvatore TAVANO	ITA	Alfa Romeo 156	22:54.538	6	N.C.F.	68.82	1:52.393
51	I	Alessandro BALZAN	ITA	Alfa Romeo 156	7:44.602	4	D.N.F.	135.27	1:53.534
55	I	Stefano VALLI	RSM	BMW 320i	4:16.192	2	D.N.F.	121.35	2:09.697
5		Marcel COSTA	ESP	BMW 320si		0	D.N.F.	N/A	

FASTEST LAP

43		Dirk MULLER		BMW 320si	1:50.650	2	143.51kph	89.17mph	
20	I	Tom CORONEL		SEAT Toledo Cupra	1:51.877	2	141.93kph	88.19mph	

Weather/Track: Sun 14°/Dry 18°

Magny-Cours
Circuit Length = 4.4110 km.
Start: 15:14 End: 15:36

Race Director:	Steward:	Timekeeper:
----------------	----------	-------------

2006 FIA World Touring Car Championship

RACE 1 - SECTOR ANALYSIS

1	Andy PRIAULX			GBR	BMW 320si								
1 -	36.623	215.1	43.923	178.8	35.187	1:55.733	7 -	34.059	215.5	43.119	178.8	35.856	1:53.034
2 -	34.110	215.1	42.691	177.3	34.729	1:51.530	8 -	34.187	215.1	42.989	178.8	35.037	1:52.213
3 -	33.912	214.7	42.474	179.1	35.240	1:51.626	9 -	34.318	215.5	42.840	179.1	35.010	1:52.168
4 -	33.881	215.5	42.456	178.2	34.998	1:51.335	10 -	34.028	215.5	43.020	179.4	35.505	1:52.553
5 -	34.054	215.1	42.899	177.3	35.072	1:52.025	11 -	34.139	215.5	43.115	178.5	35.394	1:52.648
6 -	33.924	215.1	43.004	179.7	35.201	1:52.129	12 -	34.274	214.7	42.900	178.8	35.913	1:53.087
2	Gabriele TARQUINI			ITA	SEAT Leon								
1 -	35.702	217.3	42.515	177.6	34.775	1:52.992	7 -	34.362	214.2	42.458	176.4	34.964	1:51.784
2 -	33.939	214.2	42.187	178.5	34.823	1:50.949	8 -	34.352	212.1	42.523	177.0	35.008	1:51.883
3 -	34.073	212.5	42.167	178.2	35.263	1:51.503	9 -	34.525	213.4	42.649	177.0	35.211	1:52.385
4 -	34.096	213.8	42.393	176.7	35.170	1:51.659	10 -	34.472	214.2	42.795	177.0	35.243	1:52.510
5 -	34.220	211.3	42.359	176.7	35.078	1:51.657	11 -	34.444	213.4	42.597	177.3	35.106	1:52.147
6 -	34.276	213.4	42.435	177.0	35.173	1:51.884	12 -	34.491	213.8	42.700	177.3	35.111	1:52.302
3	Rickard RYDELL			SWE	SEAT Leon								
1 -	35.509	214.7	42.237	179.1	34.668	1:52.414	7 -	34.146	214.7	42.607	177.9	35.139	1:51.892
2 -	34.088	213.0	42.067	177.6	34.598	1:50.753	8 -	34.207	215.1	42.660	179.4	35.076	1:51.943
3 -	33.834	214.2	42.360	178.5	35.392	1:51.586	9 -	34.215	214.2	42.759	178.8	35.923	1:52.897
4 -	33.892	213.8	42.454	177.6	35.053	1:51.399	10 -	34.266	215.1	42.558	179.1	35.398	1:52.222
5 -	34.173	212.1	42.439	177.6	34.966	1:51.578	11 -	34.239	213.8	42.792	177.6	35.208	1:52.239
6 -	34.178	212.5	42.495	179.1	35.242	1:51.915	12 -	34.473	213.4	42.753	178.2	35.155	1:52.381
4	Alessandro ZANARDI			ITA	BMW 320si								
1 -	41.562	216.4	43.203	178.5	35.066	1:59.831	7 -	34.139	215.1	42.409	177.9	35.144	1:51.692
2 -	34.222	218.1	42.863	179.1	36.197	1:53.282	8 -	34.317	214.7	42.732	178.5	35.186	1:52.235
3 -	34.954	219.5	43.769	179.4	35.386	1:54.109	9 -	34.126	216.0	42.451	178.2	35.238	1:51.815
4 -	33.903	220.8	43.745	180.3	36.260	1:53.908	10 -	34.109	217.7	42.479	178.8	35.169	1:51.757
5 -	34.146	216.8	43.305	179.4	36.469	1:53.920	11 -	34.184	219.5	43.719	178.5	35.194	1:53.097
6 -	34.641	219.5	43.532	177.6	35.323	1:53.496	12 -	34.330	216.4	42.380	179.7	35.437	1:52.147
5	Marcel COSTA			ESP	BMW 320si								

Weather/Track: Sun 14°/Dry 18°

www.mstworld.com

Page 1 of 7

Magny-Cours
Circuit Length = 4.4110 km.
Start: 15:14 End: 15:36

Printed - 15:46 Sunday, 30 April 2006

2006 FIA World Touring Car Championship RACE 1 - SECTOR ANALYSIS

(contd.)

6	Robert HUFF			GBR	Chevrolet Lacetti				
1 -	38.247 215.5	43.641 179.1	35.684	1:57.572	7 -	34.213 218.1	42.686 179.7	35.266	1:52.165
2 -	34.466 217.3	43.151 179.7	35.205	1:52.822	8 -	34.934 211.7	43.350 179.1	34.982	1:53.266
3 -	34.096 216.4	43.490 180.0	35.722	1:53.308	9 -	34.098 217.7	42.767 180.6	35.246	1:52.111
4 -	34.115 219.5	42.975 177.3	35.671	1:52.761	10 -	34.211 215.1	42.985 178.8	34.922	1:52.118
5 -	34.184 217.3	42.974 179.1	35.398	1:52.556	11 -	34.230 215.1	42.548 179.1	34.911	1:51.689
6 -	34.166 216.4	43.918 172.5	35.499	1:53.583	12 -	34.739 212.1	43.060 177.6	34.836	1:52.635
7	Nicola LARINI			ITA	Chevrolet Lacetti				
1 -	37.871 214.2	43.515 178.8	35.384	1:56.770	7 -	34.405 213.4	43.022 177.9	35.342	1:52.769
2 -	34.895 213.8	43.041 177.0	34.988	1:52.924	8 -	35.213 212.1	43.105 177.3	35.125	1:53.443
3 -	34.374 211.3	43.432 177.9	35.270	1:53.076	9 -	34.398 212.5	42.971 177.6	35.806	1:53.175
4 -	34.524 212.1	43.121 177.0	35.270	1:52.915	10 -	34.466 213.8	42.928 178.2	35.146	1:52.540
5 -	34.404 210.1	43.056 177.0	35.026	1:52.486	11 -	34.383 212.5	42.970 177.3	34.962	1:52.315
6 -	34.341 213.0	43.227 176.7	35.352	1:52.920	12 -	34.448 211.7	43.096 176.4	35.410	1:52.954
8	Alain MENU			SUI	Chevrolet Lacetti				
1 -	38.573 213.4	43.743 178.8	35.674	1:57.990	7 -	34.221 218.1	43.372 178.2	35.295	1:52.888
2 -	34.327 213.8	43.227 178.8	35.252	1:52.806	8 -	34.621 214.2	44.016 179.1	35.531	1:54.168
3 -	34.413 213.4	43.215 178.2	35.577	1:53.205	9 -	43.536 198.1	43.144 177.0	35.168	2:01.848
4 -	34.270 216.8	43.016 178.5	35.576	1:52.862	10 -	34.259 215.1	42.924 177.6	35.279	1:52.462
5 -	34.332 214.7	42.945 177.9	35.309	1:52.586	11 -	34.387 214.7	42.923 178.2	35.065	1:52.375
6 -	34.351 216.0	43.286 176.1	35.325	1:52.962	12 -	34.420 215.1	43.153 179.4	35.100	1:52.673
9	Jordi GENE			ESP	SEAT Leon				
1 -	36.058 214.7	43.249 178.2	34.709	1:54.016	7 -	34.158 213.4	42.598 176.7	35.256	1:52.012
2 -	33.911 211.3	42.167 179.1	34.827	1:50.905	8 -	34.313 212.1	42.616 178.8	35.119	1:52.048
3 -	34.171 211.3	42.417 177.9	35.102	1:51.690	9 -	34.491 210.9	42.836 177.3	35.203	1:52.530
4 -	34.045 212.1	42.351 177.9	35.211	1:51.607	10 -	34.317 211.7	42.813 177.9	35.319	1:52.449
5 -	34.216 210.1	42.386 177.6	35.169	1:51.771	11 -	34.334 210.5	42.893 177.9	35.171	1:52.398
6 -	34.109 212.5	42.428 178.2	35.300	1:51.837	12 -	34.498 210.5	42.677 177.6	35.778	1:52.953
10	Peter TERTING			GER	SEAT Leon				
1 -	36.230 215.1	43.453 179.1	34.945	1:54.628	7 -	34.173 213.8	42.582 177.9	34.987	1:51.742
2 -	34.088 211.7	42.001 179.7	34.714	1:50.803	8 -	34.262 213.4	42.783 178.5	35.002	1:52.047
3 -	33.982 214.2	42.446 180.0	35.253	1:51.681	9 -	34.363 212.5	42.925 177.6	35.117	1:52.405
4 -	34.021 214.7	42.531 177.3	35.148	1:51.700	10 -	34.095 216.0	42.972 179.4	35.218	1:52.285
5 -	34.275 211.7	42.449 177.3	35.178	1:51.902	11 -	34.290 214.2	43.068 178.5	35.093	1:52.451
6 -	34.267 212.5	42.548 178.8	35.196	1:52.011	12 -	34.377 214.2	43.206 178.5	35.576	1:53.159

Weather/Track: Sun 14°/Dry 18°

www.mstworld.com

Page 2 of 7

Magny-Cours
Circuit Length = 4.4110 km.
Start: 15:14 End: 15:36

Printed - 15:46 Sunday, 30 April 2006

2006 FIA World Touring Car Championship RACE 1 - SECTOR ANALYSIS

(contd.)

11	James THOMPSON			GBR	SEAT Leon				
1 -	36.877 <i>216.4</i>	43.172 <i>179.7</i>	<i>34.935</i>	1:54.984	7 -	34.307 213.4	42.990 177.3	35.683	1:52.980
2 -	34.150 211.7	<i>42.162</i> 178.2	34.987	1:51.299	8 -	34.346 210.9	42.835 178.2	35.145	1:52.326
3 -	<i>34.073</i> 213.0	42.291 178.2	35.196	1:51.560	9 -	34.294 211.3	42.683 177.9	35.123	1:52.100
4 -	34.141 214.2	42.422 178.2	35.192	1:51.755	10 -	34.186 211.7	43.000 177.9	35.364	1:52.550
5 -	34.308 210.5	42.592 177.9	35.179	1:52.079	11 -	34.338 210.1	42.810 177.3	35.346	1:52.494
6 -	34.380 211.3	42.752 178.8	35.212	1:52.344	12 -	34.391 210.5	42.853 177.6	35.959	1:53.203
12	Yvan MULLER			FRA	SEAT Leon				
1 -	38.200 211.7	43.459 <i>177.3</i>	35.492	1:57.151	7 -	34.537 210.5	<i>42.679</i> 175.6	35.274	1:52.490
2 -	34.748 213.0	43.057 176.1	35.153	1:52.958	8 -	35.112 212.1	43.934 177.0	<i>35.145</i>	1:54.191
3 -	<i>34.167</i> 213.0	43.483 177.0	35.707	1:53.357	9 -	34.465 211.7	42.807 176.4	35.359	1:52.631
4 -	34.221 <i>213.4</i>	42.937 175.8	35.472	1:52.630	10 -	34.400 211.3	42.826 177.0	35.150	1:52.376
5 -	34.383 210.5	42.915 175.6	35.360	1:52.658	11 -	34.510 209.7	42.993 175.8	35.200	1:52.703
6 -	34.522 209.3	43.400 175.8	35.299	1:53.221	12 -	34.694 208.8	43.276 175.6	35.924	1:53.894
15	Augusto FARFUS			BRA	Alfa Romeo 156				
1 -	39.132 219.9	43.502 179.4	35.701	1:58.335	7 -	34.809 <i>220.4</i>	43.669 178.5	36.792	1:55.270
2 -	<i>34.304</i> 219.9	43.370 <i>180.0</i>	<i>35.389</i>	1:53.063	8 -	35.047 216.8	43.490 178.2	35.773	1:54.310
3 -	34.425 218.6	43.339 179.1	36.189	1:53.953	9 -	34.858 216.8	43.555 177.9	35.476	1:53.889
4 -	34.524 218.6	44.285 178.2	35.778	1:54.587	10 -	34.747 216.0	43.484 177.9	35.603	1:53.834
5 -	34.660 213.8	<i>43.296</i> 178.5	36.394	1:54.350	11 -	34.896 216.0	43.878 179.1	35.767	1:54.541
6 -	35.009 214.2	44.686 179.1	36.891	1:56.586	12 -	35.259 212.5	43.896 176.7	35.804	1:54.959
16	Gianni MORBIDELLI			ITA	Alfa Romeo 156				
1 -	42.405 217.3	44.369 180.0	35.514	2:02.288	7 -	34.615 223.1	43.702 180.3	36.101	1:54.418
2 -	34.480 221.3	<i>42.826</i> 180.9	35.643	1:52.949	8 -	34.758 217.3	43.248 178.5	35.391	1:53.397
3 -	34.164 223.1	43.180 <i>182.7</i>	35.902	1:53.246	9 -	34.452 219.5	43.121 179.4	35.425	1:52.998
4 -	<i>34.108</i> <i>225.0</i>	43.121 180.9	37.282	1:54.511	10 -	34.404 219.9	43.255 180.0	35.448	1:53.107
5 -	34.573 219.9	42.940 180.0	35.812	1:53.325	11 -	34.410 216.4	43.108 180.0	<i>35.386</i>	1:52.904
6 -	34.491 223.1	44.237 180.0	36.183	1:54.911	12 -	34.684 216.0	43.168 179.7	35.631	1:53.483
18	Salvatore TAVANO			ITA	Alfa Romeo 156				
1 -	57.141 82.9	1:10.145 116.2	52.636	2:59.922P	4 -	<i>34.520</i> <i>219.5</i>	43.266 <i>180.6</i>	35.708	1:53.494
2 -	X:00.000 212.1	43.341 178.8	35.492	X:00.000	5 -	34.664 218.6	43.058 179.1	35.186	1:52.908
3 -	34.636 216.8	<i>42.775</i> 180.0	<i>34.982</i>	1:52.393	6 -	34.534 215.1	43.116 178.8	35.473	1:53.123

Weather/Track: Sun 14°/Dry 18°

www.mstworld.com

Page 3 of 7

Magny-Cours
Circuit Length = 4.4110 km.
Start: 15:14 End: 15:36
Printed - 15:46 Sunday, 30 April 2006

2006 FIA World Touring Car Championship RACE 1 - SECTOR ANALYSIS

(contd.)

19	Maurizio CERESOLI			ITA	SEAT Toledo Cupra			 	
1 -	43.977 210.9	45.500 177.3	37.303	2:06.780	5 -	35.040 211.3	43.757 176.7	36.103	1:54.900
2 -	34.498 215.1	48.766 129.6	44.831	2:08.095P	6 -	35.620 209.7	45.209 175.6	36.660	1:57.489
3 -	X:00.000 212.5	44.151 178.8	35.865	X:00.000	7 -	36.900 194.9	45.207 175.8	37.461	1:59.568
4 -	34.739 214.2	43.835 178.5	36.380	1:54.954					
20	Tom CORONEL			NED	SEAT Toledo Cupra			 	
1 -	37.894 209.7	43.089 182.1	35.394	1:56.377	7 -	34.327 214.7	43.355 179.4	36.233	1:53.915
2 -	34.503 213.8	42.590 179.7	34.784	1:51.877	8 -	34.500 212.1	42.772 178.5	35.246	1:52.518
3 -	34.141 214.7	42.536 180.3	35.324	1:52.001	9 -	34.344 213.0	42.851 178.8	35.329	1:52.524
4 -	34.160 216.4	42.867 179.1	35.439	1:52.466	10 -	34.547 210.9	43.006 178.5	35.246	1:52.799
5 -	34.392 209.7	43.292 178.8	36.388	1:54.072	11 -	34.364 213.4	42.735 178.8	35.555	1:52.654
6 -	34.479 211.3	43.029 179.4	35.408	1:52.916	12 -	34.429 213.8	43.455 179.7	35.584	1:53.468
23	Pierre-Yves CORTHALS			BEL	Honda Accord Euro R			 	
1 -	40.062 217.3	44.914 180.6	35.696	2:00.672	7 -	34.540 216.0	42.652 182.1	35.280	1:52.472
2 -	34.248 216.8	42.601 182.7	35.836	1:52.685	8 -	34.468 214.7	43.047 182.1	35.241	1:52.756
3 -	34.467 216.4	43.341 182.4	35.652	1:53.460	9 -	34.809 212.1	42.779 181.8	35.385	1:52.973
4 -	34.136 219.0	43.582 179.1	35.766	1:53.484	10 -	34.412 214.7	42.755 180.9	35.439	1:52.606
5 -	34.455 218.6	43.278 181.2	36.666	1:54.399	11 -	34.649 213.0	42.871 181.2	35.365	1:52.885
6 -	34.759 217.7	43.920 181.8	35.975	1:54.654	12 -	34.688 213.0	42.925 180.9	35.547	1:53.160
24	Ryan SHARP			GBR	Honda Accord Euro R			 	
1 -	44.156 209.7	45.145 179.1	36.821	2:06.122	7 -	34.600 213.4	42.934 181.2	35.764	1:53.298
2 -	34.707 213.0	43.310 180.9	36.019	1:54.036	8 -	34.539 213.8	43.076 181.2	35.575	1:53.190
3 -	34.766 216.0	44.775 181.2	36.247	1:55.788	9 -	34.779 214.2	43.035 181.2	35.503	1:53.317
4 -	34.546 216.0	43.308 180.0	37.150	1:55.004	10 -	34.707 214.7	43.025 180.9	35.745	1:53.477
5 -	35.109 216.0	43.812 179.7	36.528	1:55.449	11 -	34.782 212.5	42.986 180.9	35.601	1:53.369
6 -	34.421 213.0	42.889 180.3	35.485	1:52.795	12 -	34.735 213.8	42.852 182.1	35.601	1:53.188
30	Luca RANGONI			ITA	BMW 320si			 	
1 -	37.275 215.5	43.552 180.0	35.364	1:56.191	7 -	34.282 215.1	43.356 178.2	36.219	1:53.857
2 -	34.998 215.1	42.671 180.0	34.886	1:52.555	8 -	35.876 214.2	43.912 179.7	35.639	1:55.427
3 -	34.157 215.1	42.337 180.3	35.556	1:52.044	9 -	34.936 215.5	42.574 179.7	35.088	1:52.598
4 -	34.152 215.5	42.646 180.0	35.470	1:52.268	10 -	34.137 215.1	42.881 180.6	35.173	1:52.191
5 -	34.118 214.7	43.547 179.1	36.605	1:54.270	11 -	34.211 215.1	43.117 179.1	35.495	1:52.823
6 -	34.313 215.5	43.141 179.1	35.220	1:52.674	12 -	34.238 216.0	42.690 179.1	35.447	1:52.375

Weather/Track: Sun 14°/Dry 18°

www.mstworld.com

Page 4 of 7

Magny-Cours
Circuit Length = 4.4110 km.
Start: 15:14 End: 15:36

Printed - 15:46 Sunday, 30 April 2006

2006 FIA World Touring Car Championship RACE 1 - SECTOR ANALYSIS

(contd.)

31	Stefano D'ASTE			ITA	BMW 320i				I
1 -	41.945 199.6	44.468 180.0	<i>35.225</i>	2:01.638	7 -	34.407 219.9	43.122 180.0	35.364	1:52.893
2 -	34.228 220.4	43.254 161.9	35.615	1:53.097	8 -	34.269 219.5	43.110 181.2	35.471	1:52.850
3 -	34.209 220.4	43.431 181.2	35.638	1:53.278	9 -	34.406 219.5	43.115 179.7	35.554	1:53.075
4 -	34.210 221.3	43.119 180.9	37.347	1:54.676	10 -	34.389 219.0	42.995 179.7	35.669	1:53.053
5 -	34.395 218.6	43.018 180.0	35.709	1:53.122	11 -	34.433 217.7	43.268 179.4	35.473	1:53.174
6 -	34.384 220.4	44.515 180.6	35.906	1:54.805	12 -	34.354 218.6	43.052 179.4	35.502	1:52.908
33	Emmet O'BRIEN			IRL	BMW 320i				I
1 -	44.190 207.6	45.531 179.1	37.867	2:07.588	7 -	34.719 218.1	43.924 178.2	35.561	1:54.204
2 -	34.612 221.3	44.953 170.3	36.177	1:55.742	8 -	34.614 215.5	43.383 180.3	35.590	1:53.587
3 -	34.528 221.3	44.373 180.9	36.851	1:55.752	9 -	34.431 217.3	43.298 180.9	35.420	1:53.149
4 -	35.062 213.0	42.882 180.3	35.162	1:53.106	10 -	34.635 216.8	43.729 178.8	36.127	1:54.491
5 -	34.573 213.0	44.180 179.4	36.419	1:55.172	11 -	35.086 214.2	43.717 179.7	35.942	1:54.745
6 -	34.512 221.3	43.434 180.3	36.507	1:54.453	12 -	34.914 214.7	43.643 181.2	36.048	1:54.605
34	Diego ROMANINI			ITA	BMW 320i				I
1 -	44.604 208.4	44.508 174.1	36.125	2:05.237	7 -	34.969 211.3	44.330 176.1	37.290	1:56.589
2 -	34.915 209.7	43.797 175.3	35.806	1:54.518	8 -	34.904 214.7	43.868 175.8	36.864	1:55.636
3 -	34.895 209.3	44.332 174.1	36.197	1:55.424	9 -	35.830 213.8	44.617 177.0	36.347	1:56.794
4 -	34.826 212.1	43.410 174.7	37.223	1:55.459	10 -	34.910 215.1	44.093 175.3	36.136	1:55.139
5 -	35.277 209.7	43.772 174.4	37.101	1:56.150	11 -	34.952 212.5	44.004 176.7	36.532	1:55.488
6 -	34.639 215.1	43.738 177.0	36.385	1:54.762	12 -	35.252 211.7	44.402 175.8	36.320	1:55.974
42	Jorg MULLER			GER	BMW 320si				
1 -	34.479 213.0	41.833 179.1	34.462	1:50.774	7 -	34.176 215.1	42.454 179.1	35.367	1:51.997
2 -	34.114 213.4	41.938 178.5	34.622	1:50.674	8 -	34.152 214.7	42.688 178.8	35.177	1:52.017
3 -	34.094 212.5	42.334 178.2	35.660	1:52.088	9 -	34.206 215.1	42.584 178.8	36.447	1:53.237
4 -	34.051 212.5	42.363 177.6	35.150	1:51.564	10 -	34.107 214.7	42.443 179.7	35.661	1:52.211
5 -	34.132 212.5	42.309 177.9	35.191	1:51.632	11 -	34.133 215.1	42.682 179.1	35.167	1:51.982
6 -	34.092 213.8	42.569 179.1	35.364	1:52.025	12 -	34.365 214.7	42.609 179.1	35.402	1:52.376
43	Dirk MULLER			GER	BMW 320si				
1 -	35.093 213.8	42.093 179.1	34.868	1:52.054	7 -	33.988 215.5	42.568 179.1	35.411	1:51.967
2 -	33.825 214.7	42.128 178.5	34.697	1:50.650	8 -	33.971 213.0	42.839 178.5	35.211	1:52.021
3 -	33.912 214.7	42.225 178.5	35.417	1:51.554	9 -	34.008 215.5	42.851 178.8	35.722	1:52.581
4 -	33.715 214.7	42.367 178.2	35.101	1:51.183	10 -	34.060 214.2	42.319 178.5	35.808	1:52.187
5 -	33.995 214.7	42.499 179.1	35.237	1:51.731	11 -	34.197 213.4	42.574 177.3	35.109	1:51.880
6 -	33.846 215.1	42.631 179.4	35.449	1:51.926	12 -	34.345 212.1	42.925 177.3	35.137	1:52.407

Weather/Track: Sun 14°/Dry 18°

www.mstworld.com

Page 5 of 7

Magny-Cours
Circuit Length = 4.4110 km.
Start: 15:14 End: 15:36

Printed - 15:46 Sunday, 30 April 2006

2006 FIA World Touring Car Championship RACE 1 - SECTOR ANALYSIS

(contd.)

51	Alessandro BALZAN			ITA	Alfa Romeo 156			 	
1 -	39.626 <i>216.4</i>	43.392 <i>179.4</i>	35.577	1:58.595	3 -	34.436 214.2	42.892 178.2	36.206	1:53.534
2 -	34.339 215.1	43.404 178.8	36.089	1:53.832	4 -	34.444 214.2	44.219 172.5	39.978	1:58.641 P
52	Elio MARCHETTI			ITA	Alfa Romeo 156			 	
1 -	46.867 210.1	44.149 178.5	36.729	2:07.745	7 -	35.027 214.2	44.219 178.5	36.303	1:55.549
2 -	34.699 <i>220.4</i>	44.608 <i>179.1</i>	35.784	1:55.091	8 -	34.833 215.1	44.157 177.9	36.289	1:55.279
3 -	34.862 216.8	44.150 177.6	39.915	1:58.927	9 -	35.214 212.1	43.519 177.6	35.687	1:54.420
4 -	34.580 213.8	43.007 176.1	35.571	1:53.158	10 -	34.779 213.0	43.561 175.3	35.353	1:53.693
5 -	34.985 211.3	43.224 177.0	35.131	1:53.340	11 -	35.032 212.5	43.204 176.7	35.180	1:53.416
6 -	34.919 217.3	44.064 178.5	35.538	1:54.521	12 -	34.877 214.2	43.416 177.9	36.392	1:54.685
53	Riccardo ROMAGNOLI			ITA	Alfa Romeo 156 Gta			 	
1 -	45.392 207.2	44.671 177.0	37.090	2:07.153	7 -	35.054 216.4	44.323 177.6	36.911	1:56.288
2 -	34.909 213.8	44.303 175.0	35.989	1:55.201	8 -	35.302 213.0	43.769 177.3	36.119	1:55.190
3 -	34.622 215.1	43.552 <i>178.8</i>	36.078	1:54.252	9 -	35.470 211.3	44.298 177.0	35.989	1:55.757
4 -	34.827 215.1	43.462 177.0	36.222	1:54.511	10 -	34.936 213.0	43.785 176.7	35.938	1:54.659
5 -	35.553 212.5	45.180 177.9	35.943	1:56.676	11 -	35.101 210.5	43.903 176.7	36.198	1:55.202
6 -	35.333 <i>217.3</i>	43.675 <i>178.8</i>	35.813	1:54.821	12 -	35.252 210.1	44.004 176.7	36.178	1:55.434
54	Emanuele NASPETTI			ITA	BMW 320i			 	
1 -	41.744 215.1	43.478 <i>181.8</i>	35.968	2:01.190	7 -	34.276 220.4	42.997 180.6	35.317	1:52.590
2 -	34.485 218.6	43.285 180.3	35.376	1:53.146	8 -	34.486 218.1	43.101 180.9	35.252	1:52.839
3 -	34.339 219.9	43.372 180.3	35.557	1:53.268	9 -	34.589 218.1	42.977 180.9	35.382	1:52.948
4 -	34.139 221.3	43.324 180.6	37.328	1:54.791	10 -	34.378 219.5	43.062 180.0	35.535	1:52.975
5 -	34.324 217.3	42.873 180.3	35.716	1:52.913	11 -	34.645 216.8	43.312 179.7	35.428	1:53.385
6 -	34.639 <i>227.7</i>	44.299 180.6	35.945	1:54.883	12 -	34.616 216.4	43.085 179.7	35.472	1:53.173
55	Stefano VALLI			RSM	BMW 320i			 	
1 -	50.728 198.1	43.707 <i>177.9</i>	35.262	2:09.697	2 -	34.822 <i>217.3</i>	45.843 171.1	45.830	2:06.495 P
56	Simone IACONE			ITA	BMW 320i			 	
1 -	45.749 212.1	44.819 179.7	37.895	2:08.463	7 -	34.567 219.0	44.384 179.7	36.674	1:55.625
2 -	34.982 216.8	43.280 177.6	35.926	1:54.188	8 -	34.768 214.2	43.377 178.5	35.883	1:54.028
3 -	34.404 215.5	43.580 <i>181.2</i>	36.226	1:54.210	9 -	34.675 214.7	43.323 179.4	35.890	1:53.888
4 -	34.651 219.5	43.559 179.4	36.260	1:54.470	10 -	34.759 213.8	44.009 177.0	35.819	1:54.587
5 -	35.313 210.9	44.691 180.3	36.206	1:56.210	11 -	34.778 213.0	43.693 177.6	35.867	1:54.338
6 -	34.763 <i>220.4</i>	43.518 180.0	36.344	1:54.625	12 -	34.895 213.4	43.696 179.7	36.936	1:55.527

Weather/Track: Sun 14°/Dry 18°

www.mstworld.com

Page 6 of 7

Magny-Cours
Circuit Length = 4.4110 km.
Start: 15:14 End: 15:36

Printed - 15:46 Sunday, 30 April 2006

2006 FIA World Touring Car Championship RACE 1 - SECTOR ANALYSIS

(contd.)

57	Davide RODA			ITA	SEAT Leon	 							
1 -	45.157	203.3	46.239	<i>174.4</i>	37.370	2:08.766	7 -	35.238	203.7	44.647	172.5	36.228	1:56.113
2 -	35.571	<i>205.7</i>	46.317	173.3	53.607	2:15.495	8 -	35.441	203.3	44.702	170.6	36.042	1:56.185
3 -	35.857	201.1	44.824	171.1	36.156	1:56.837	9 -	35.059	203.7	<i>44.237</i>	172.5	37.523	1:56.813
4 -	35.438	201.8	44.413	171.4	35.945	1:55.796	10 -	35.879	203.0	44.255	172.2	36.032	1:56.166
5 -	<i>34.996</i>	202.6	45.116	171.4	36.133	1:56.245	11 -	35.311	203.3	44.334	172.2	<i>35.823</i>	1:55.468
6 -	35.290	204.5	44.299	171.7	35.994	1:55.583	12 -	36.324	201.4	44.550	170.0	36.496	1:57.370

58	Roberto COLCIAGO			ITA	SEAT Leon	 							
1 -	41.399	206.5	42.881	176.1	35.205	1:59.485	7 -	34.520	208.8	42.888	175.3	<i>35.140</i>	1:52.548
2 -	<i>34.382</i>	209.3	42.803	177.3	35.460	1:52.645	8 -	34.684	208.4	43.011	<i>177.9</i>	35.412	1:53.107
3 -	34.461	210.1	42.900	177.6	36.193	1:53.554	9 -	34.893	210.9	<i>42.658</i>	176.1	35.247	1:52.798
4 -	34.550	<i>212.7</i>	42.852	175.3	35.359	1:52.761	10 -	34.620	209.7	42.754	176.4	35.198	1:52.572
5 -	34.621	205.7	42.668	175.8	35.471	1:52.760	11 -	34.672	207.6	44.328	175.3	35.333	1:54.333
6 -	34.758	206.8	42.971	175.8	35.370	1:53.099	12 -	34.780	208.8	42.742	175.6	35.387	1:52.909

Weather/Track: Sun 14°/Dry 18°

www.mstworld.com

Page 7 of 7

Magny-Cours
Circuit Length = 4.4110 km.
Start: 15:14 End: 15:36

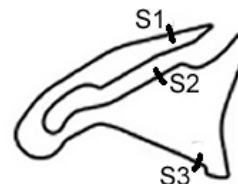
Printed - 15:46 Sunday, 30 April 2006

2006 FIA World Touring Car Championship Race 1 - Best Sector Speeds Report

SECTOR 1				SECTOR 2				SECTOR 3				
POS	NO	NAME	SPEED	LAP	NO	NAME	SPEED	LAP	NO	NAME	SPEED	LAP
1	16	MORBIDELLI	225.0	4	16	MORBIDELLI	182.7	3				
2	54	NASPETTI	221.7	6	23	CORTHALS	182.7	2				
3	31	D'ASTE	221.3	4	20	CORONEL	182.1	1				
4	33	O'BRIEN	221.3	2	24	SHARP	182.1	12				
5	4	ZANARDI	220.8	4	54	NASPETTI	181.8	1				
6	15	FARFUS	220.4	7	31	D'ASTE	181.2	3				
7	52	MARCHETTI	220.4	2	33	O'BRIEN	181.2	12				
8	56	IACONE	220.4	6	56	IACONE	181.2	3				
9	6	HUFF	219.5	4	6	HUFF	180.6	9				
10	18	TAVANO	219.5	4	18	TAVANO	180.6	4				
11	23	CORTHALS	219.0	4	30	RANGONI	180.6	10				
12	8	MENU	218.1	7	4	ZANARDI	180.3	4				
13	2	TARQUINI	217.3	1	10	TERTING	180.0	3				
14	53	ROMAGNOLI	217.3	6	15	FARFUS	180.0	2				
15	55	VALLI	217.3	2	1	PRIAULX	179.7	6				
16	11	THOMPSON	216.4	1	11	THOMPSON	179.7	1				
17	20	CORONEL	216.4	4	42	MULLER	179.7	10				
18	51	BALZAN	216.4	1	3	RYDELL	179.4	8				
19	10	TERTING	216.0	10	8	MENU	179.4	12				
20	24	SHARP	216.0	3	43	MULLER	179.4	6				
21	30	RANGONI	216.0	12	51	BALZAN	179.4	1				
22	1	PRIAULX	215.5	4	9	GENE	179.1	2				
23	43	MULLER	215.5	7	52	MARCHETTI	179.1	2				
24	3	RYDELL	215.1	8	7	LARINI	178.8	1				
25	19	CERESOLI	215.1	2	19	CERESOLI	178.8	3				
26	34	ROMANINI	215.1	6	53	ROMAGNOLI	178.8	3				
27	42	MULLER	215.1	7	2	TARQUINI	178.5	2				
28	9	GENE	214.7	1	55	VALLI	177.9	1				
29	7	LARINI	214.2	1	58	COLCIAGO	177.9	8				
30	12	MULLER	213.4	4	12	MULLER	177.3	1				
31	58	COLCIAGO	212.1	4	34	ROMANINI	177.0	6				
32	57	RODA	205.7	2	57	RODA	174.4	1				



Weather/Track: Bright 14°/Dry 18°



Circuit Length - 4.4110 kilometres
Circuit de Nevers
Magny Cours

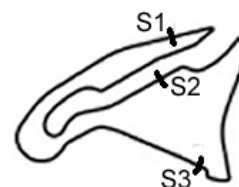
2006 FIA World Touring Car Championship Race 1 - Best Sector Times Report

POS	SECTOR 1			SECTOR 2			SECTOR 3			IDEAL/BEST LAP COMPARISON					
	NO	TIME	LAP	NO	TIME	LAP	NO	TIME	LAP	NO	NAME	IDEAL	BEST	LAP	DIFF
1	43	33.715	4	42	41.833	1	42	34.462	1	42	MULLER	1:50.346	1:50.674	2	+ 0.328
2	3	33.834	3	10	42.001	2	3	34.598	2	3	RYDELL	1:50.499	1:50.753	2	+ 0.254
3	1	33.881	4	3	42.067	2	43	34.697	2	43	MULLER	1:50.505	1:50.650	2	+ 0.145
4	4	33.903	4	43	42.093	1	9	34.709	1	10	TERTING	1:50.697	1:50.803	2	+ 0.106
5	9	33.911	2	11	42.162	2	10	34.714	2	9	GENE	1:50.787	1:50.905	2	+ 0.118
6	2	33.939	2	2	42.167	3	1	34.729	2	2	TARQUINI	1:50.881	1:50.949	2	+ 0.068
7	10	33.982	3	9	42.167	2	2	34.775	1	1	PRIAULX	1:51.066	1:51.335	4	+ 0.269
8	42	34.051	4	30	42.331	3	20	34.784	2	11	THOMPSON	1:51.170	1:51.299	2	+ 0.129
9	11	34.073	3	4	42.380	12	6	34.836	12	30	RANGONI	1:51.335	1:52.044	3	+ 0.709
10	6	34.096	3	1	42.456	4	30	34.886	2	4	ZANARDI	1:51.349	1:51.692	7	+ 0.343
11	16	34.108	4	20	42.536	3	11	34.935	1	20	CORONEL	1:51.461	1:51.877	2	+ 0.416
12	30	34.118	5	6	42.548	11	7	34.962	11	6	HUFF	1:51.480	1:51.689	11	+ 0.209
13	23	34.136	4	23	42.601	2	18	34.982	3	23	CORTHALS	1:51.978	1:52.472	7	+ 0.494
14	54	34.139	4	58	42.658	9	8	35.065	11	12	MULLER	1:51.991	1:52.376	10	+ 0.385
15	20	34.141	3	12	42.679	7	4	35.066	1	58	COLCIAGO	1:52.180	1:52.548	7	+ 0.368
16	12	34.167	3	18	42.775	3	52	35.131	5	8	MENU	1:52.209	1:52.375	11	+ 0.166
17	31	34.209	3	16	42.826	2	58	35.140	7	7	LARINI	1:52.231	1:52.315	11	+ 0.084
18	8	34.221	7	24	42.852	12	12	35.145	8	54	NASPETTI	1:52.264	1:52.590	7	+ 0.326
19	15	34.304	2	54	42.873	5	33	35.162	4	18	TAVANO	1:52.277	1:52.393	3	+ 0.116
20	51	34.339	2	33	42.882	4	31	35.225	1	16	MORBIDELL	1:52.320	1:52.904	11	+ 0.584
21	7	34.341	6	51	42.892	3	23	35.241	8	31	D'ASTE	1:52.429	1:52.850	8	+ 0.421
22	58	34.382	2	8	42.923	11	54	35.252	8	33	O'BRIEN	1:52.475	1:53.106	4	+ 0.631
23	56	34.404	3	7	42.928	10	55	35.262	1	52	MARCHETTI	1:52.718	1:53.158	4	+ 0.440
24	24	34.421	6	31	42.995	10	16	35.386	11	24	SHARP	1:52.758	1:52.795	6	+ 0.037
25	33	34.431	9	52	43.007	4	15	35.389	2	51	BALZAN	1:52.808	1:53.534	3	+ 0.726
26	19	34.498	2	56	43.280	2	24	35.485	6	15	FARFUS	1:52.989	1:53.063	2	+ 0.074
27	18	34.520	4	15	43.296	5	51	35.577	1	56	IACONE	1:53.503	1:53.888	9	+ 0.385
28	52	34.580	4	34	43.410	4	34	35.806	2	55	VALLI	1:53.791	2:06.495	2	+ 12.70
29	53	34.622	3	53	43.462	4	53	35.813	6	34	ROMANINI	1:53.855	1:54.518	2	+ 0.663
30	34	34.639	6	55	43.707	1	56	35.819	10	53	ROMAGNOLI	1:53.897	1:54.252	3	+ 0.355
31	55	34.822	2	19	43.757	5	57	35.823	11	19	CERESOLI	1:54.120	1:54.900	5	+ 0.780
32	57	34.996	5	57	44.231	9	19	35.865	3	57	RODA	1:55.050	1:55.468	11	+ 0.418

'Perfect Lap' - 1:50.010



Weather/Track: Bright 14°/Dry 18°



Circuit Length - 4.4110 kilometres
Circuit de Nevers
Magny Cours

Printed at 15:49, Sunday, 30 April, 2006

© MST Systems Ltd, 2005 (www.mstworld.com)

Page 1

2006 FIA World Touring Car Championship

LAP CHART - RACE 1

Lap 1			Lap 2			Lap 3			Lap 4			Lap 5		
No	Behind	Laptime	No	Behind	Laptime	No	Behind	Laptime	No	Behind	Laptime	No	Behind	Laptime
42		1:50.774	42		1:50.674	42		1:52.088	42		1:51.564	42		1:51.632
43	1.280	1:52.054	43	1.256	1:50.650	43	0.722	1:51.554	43	0.341	1:51.183	43	0.440	1:51.731
3	1.640	1:52.414	3	1.719	1:50.753	3	1.217	1:51.586	3	1.052	1:51.399	3	0.998	1:51.578
2	2.218	1:52.992	2	2.493	1:50.949	2	1.908	1:51.503	2	2.003	1:51.659	2	2.028	1:51.657
9	3.242	1:54.016	9	3.473	1:50.905	9	3.075	1:51.690	9	3.118	1:51.607	9	3.257	1:51.771
10	3.854	1:54.628	10	3.983	1:50.803	10	3.576	1:51.681	10	3.712	1:51.700	10	3.982	1:51.902
11	4.210	1:54.984	11	4.835	1:51.299	11	4.307	1:51.560	11	4.498	1:51.755	11	4.945	1:52.079
1	4.959	1:55.733	1	5.815	1:51.530	1	5.353	1:51.626	1	5.124	1:51.335	1	5.517	1:52.025
30	5.417	1:56.191	20	6.806	1:51.877	20	6.719	1:52.001	20	7.621	1:52.466	20	10.061	1:54.072
20	5.603	1:56.377	30	7.298	1:52.555	30	7.254	1:52.044	30	7.958	1:52.268	30	10.596	1:54.270
7	5.996	1:56.770	7	8.246	1:52.924	7	9.234	1:53.076	7	10.585	1:52.915	7	11.439	1:52.486
12	6.377	1:57.151	12	8.661	1:52.958	12	9.930	1:53.357	12	10.996	1:52.630	12	12.022	1:52.658
6	6.798	1:57.572	6	8.946	1:52.822	6	10.166	1:53.308	6	11.363	1:52.761	6	12.287	1:52.556
8	7.216	1:57.990	8	9.348	1:52.806	8	10.465	1:53.205	8	11.763	1:52.862	8	12.717	1:52.586
15	7.561	1:58.335	15	9.950	1:53.063	15	11.815	1:53.953	58	13.345	1:52.761	58	14.473	1:52.760
51	7.821	1:58.595	58	10.682	1:52.645	58	12.148	1:53.554	15	14.838	1:54.587	15	17.556	1:54.350
58	8.711	1:59.485	51	10.979	1:53.832	51	12.425	1:53.534	23	15.201	1:53.484	23	17.968	1:54.399
4	9.057	1:59.831	4	11.665	1:53.282	23	13.281	1:53.460	4	16.030	1:53.908	4	18.318	1:53.920
23	9.898	2:00.672	23	11.909	1:52.685	4	13.686	1:54.109	54	17.295	1:54.791	54	18.576	1:52.913
54	10.416	2:01.190	54	12.888	1:53.146	54	14.068	1:53.268	31	17.589	1:54.676	31	19.079	1:53.122
31	10.864	2:01.638	31	13.287	1:53.097	31	14.477	1:53.278	16	17.894	1:54.511	16	19.587	1:53.325
16	11.514	2:02.288	16	13.789	1:52.949	16	14.947	1:53.246	51	19.502	1:58.641P	24	29.667	1:55.449
34	14.463	2:05.237	34	18.307	1:54.518	34	21.643	1:55.424	34	25.538	1:55.459	34	30.056	1:56.150
24	15.348	2:06.122	24	18.710	1:54.036	24	22.410	1:55.788	24	25.850	1:55.004	33	30.628	1:55.172
19	16.006	2:06.780	53	20.906	1:55.201	53	23.070	1:54.252	53	26.017	1:54.511	56	30.809	1:56.210
53	16.379	2:07.153	56	21.203	1:54.188	56	23.325	1:54.210	56	26.231	1:54.470	53	31.061	1:56.676
33	16.814	2:07.588	52	21.388	1:55.091	33	25.546	1:55.752	33	27.088	1:53.106	52	31.529	1:53.340
52	16.971	2:07.745	33	21.882	1:55.742	52	28.227	1:58.927	52	29.821	1:53.158	57	56.407	1:56.245
56	17.689	2:08.463	19	33.427	2:08.095P	57	47.562	1:56.837	57	51.794	1:55.796			
57	17.992	2:08.766	55	34.744	2:06.495P									
55	18.923	2:09.697	57	42.813	2:15.495									
18	1:09.148	2:59.922P												

Weather/Track: Sun 14°/Dry 18°

www.mstworld.com

Page 1 of 3

Magny-Cours
Circuit Length = 4.4110 km.
Start: 15:14 End: 15:36

Printed - 15:47 Sunday, 30 April 2006

2006 FIA World Touring Car Championship

LAP CHART - RACE 1

(contd.)

Lap 6			Lap 7			Lap 8			Lap 9			Lap 10		
No	Behind	Laptime	No	Behind	Laptime	No	Behind	Laptime	No	Behind	Laptime	No	Behind	Laptime
42		1:52.025	42		1:51.997	42		1:52.017	43		1:52.581	43		1:52.187
43	0.341	1:51.926	43	0.311	1:51.967	43	0.315	1:52.021	42	0.341	1:53.237	42	0.365	1:52.211
3	0.888	1:51.915	3	0.783	1:51.892	3	0.709	1:51.943	3	0.710	1:52.897	3	0.745	1:52.222
2	1.887	1:51.884	2	1.674	1:51.784	2	1.540	1:51.883	2	1.029	1:52.385	2	1.352	1:52.510
9	3.069	1:51.837	9	3.084	1:52.012	9	3.115	1:52.048	9	2.749	1:52.530	9	3.011	1:52.449
10	3.968	1:52.011	10	3.713	1:51.742	10	3.743	1:52.047	10	3.252	1:52.405	10	3.350	1:52.285
11	5.264	1:52.344	11	6.247	1:52.980	11	6.556	1:52.326	11	5.760	1:52.100	11	6.123	1:52.550
1	5.621	1:52.129	1	6.658	1:53.034	1	6.854	1:52.213	1	6.126	1:52.168	1	6.492	1:52.553
20	10.952	1:52.916	20	12.870	1:53.915	20	13.371	1:52.518	20	12.999	1:52.524	20	13.611	1:52.799
30	11.245	1:52.674	30	13.105	1:53.857	7	14.532	1:53.443	6	14.477	1:52.111	6	14.408	1:52.118
7	12.334	1:52.920	7	13.106	1:52.769	6	15.262	1:53.266	7	14.811	1:53.175	7	15.164	1:52.540
12	13.218	1:53.221	12	13.711	1:52.490	12	15.885	1:54.191	12	15.620	1:52.631	12	15.809	1:52.376
8	13.654	1:52.962	6	14.013	1:52.165	30	16.515	1:55.427	30	16.217	1:52.598	30	16.221	1:52.191
6	13.845	1:53.583	8	14.545	1:52.888	8	16.696	1:54.168	58	17.090	1:52.798	58	17.475	1:52.572
58	15.547	1:53.099	58	16.098	1:52.548	58	17.188	1:53.107	4	18.621	1:51.815	4	18.191	1:51.757
4	19.789	1:53.496	4	19.484	1:51.692	4	19.702	1:52.235	23	21.888	1:52.973	23	22.307	1:52.606
23	20.597	1:54.654	23	21.072	1:52.472	23	21.811	1:52.756	54	22.901	1:52.948	54	23.689	1:52.975
54	21.434	1:54.883	54	22.027	1:52.590	54	22.849	1:52.839	31	23.767	1:53.075	31	24.633	1:53.053
31	21.859	1:54.805	31	22.755	1:52.893	31	23.588	1:52.850	8	25.648	2:01.848	8	25.923	1:52.462
15	22.117	1:56.586	16	24.894	1:54.418	16	26.274	1:53.397	16	26.376	1:52.998	16	27.296	1:53.107
16	22.473	1:54.911	15	25.390	1:55.270	15	27.683	1:54.310	15	28.676	1:53.889	15	30.323	1:53.834
24	30.437	1:52.795	24	31.738	1:53.298	18	6 LAPS	12:22.698	18	6 LAPS	1:52.393	18	6 LAPS	1:53.494
34	32.793	1:54.762	33	35.263	1:54.204	24	32.911	1:53.190	24	33.332	1:53.317	24	34.622	1:53.477
33	33.056	1:54.453	56	37.037	1:55.625	33	36.833	1:53.587	33	37.086	1:53.149	33	39.390	1:54.491
56	33.409	1:54.625	34	37.385	1:56.589	56	39.048	1:54.028	56	40.040	1:53.888	56	42.440	1:54.587
53	33.857	1:54.821	52	37.577	1:55.549	52	40.839	1:55.279	52	42.363	1:54.420	52	43.869	1:53.693
52	34.025	1:54.521	53	38.148	1:56.288	34	41.004	1:55.636	53	44.182	1:55.757	53	46.654	1:54.659
57	59.965	1:55.583	57	1:04.081	1:56.113	53	41.321	1:55.190	34	44.902	1:56.794	34	47.854	1:55.139
						57	1:08.249	1:56.185	19	5 LAPS	1:54.954	19	5 LAPS	1:54.900
						19	5 LAPS	11:46.989	57	1:12.166	1:56.813	57	1:16.145	1:56.166

Weather/Track: Sun 14°/Dry 18°

www.mstworld.com

Page 2 of 3

Magny-Cours
Circuit Length = 4.4110 km.
Start: 15:14 End: 15:36

Printed - 15:47 Sunday, 30 April 2006

2006 FIA World Touring Car Championship LAP CHART - RACE 1

(contd.)

Lap 11			Lap 12			Lap 13			Lap 14			Lap 15		
No	Behind	Laptime	No	Behind	Laptime	No	Behind	Laptime	No	Behind	Laptime	No	Behind	Laptime
43		1:51.880	43		1:52.407									
42	0.467	1:51.982	42	0.436	1:52.376									
3	1.104	1:52.239	3	1.078	1:52.381									
2	1.619	1:52.147	2	1.514	1:52.302									
9	3.529	1:52.398	9	4.075	1:52.953									
10	3.921	1:52.451	10	4.673	1:53.159									
11	6.737	1:52.494	11	7.533	1:53.203									
1	7.260	1:52.648	1	7.940	1:53.087									
6	14.217	1:51.689	6	14.445	1:52.635									
20	14.385	1:52.654	20	15.446	1:53.468									
7	15.599	1:52.315	7	16.146	1:52.954									
12	16.632	1:52.703	30	17.132	1:52.375									
30	17.164	1:52.823	12	18.119	1:53.894									
4	19.408	1:53.097	4	19.148	1:52.147									
58	19.928	1:54.333	58	20.430	1:52.909									
23	23.312	1:52.885	23	24.065	1:53.160									
54	25.194	1:53.385	54	25.960	1:53.173									
31	25.927	1:53.174	31	26.428	1:52.908									
8	26.418	1:52.375	8	26.684	1:52.673									
16	28.320	1:52.904	16	29.396	1:53.483									
18	6 LAPS	1:52.908	18	6 LAPS	1:53.123									
15	32.984	1:54.541	15	35.536	1:54.959									
24	36.111	1:53.369	24	36.892	1:53.188									
33	42.255	1:54.745	33	44.453	1:54.605									
56	44.898	1:54.338	52	47.683	1:54.685									
52	45.405	1:53.416	56	48.018	1:55.527									
53	49.976	1:55.202	53	53.003	1:55.434									
34	51.462	1:55.488	34	55.029	1:55.974									
19	5 LAPS	1:57.489	57	1:24.696	1:57.370									
57	1:19.733	1:55.468	19	5 LAPS	1:59.568									

Weather/Track: Sun 14°/Dry 18°

2006 FIA World Touring Car Championship GRID FOR RACE 2

ROW 17	51	BALZAN		5	COSTA
ROW 16	55	VALLI		18	TAVANO
ROW 15	19	CERESOLI		57	RODA
ROW 14	34	ROMANINI		53	ROMAGNOLI
ROW 13	56	IACONE		52	MARCHETTI
ROW 12	33	O'BRIEN		24	SHARP
ROW 11	15	FARFUS		16	MORBIDELLI
ROW 10	8	MENU		31	D'ASTE
ROW 9	54	NASPETTI		23	CORTHALS
ROW 8	58	COLCIAGO		4	ZANARDI
ROW 7	12	MULLER		30	RANGONI
ROW 6	7	LARINI		20	CORONEL
ROW 5	6	HUFF		43	MULLER
ROW 4	42	MULLER		3	RYDELL
ROW 3	2	TARQUINI		9	GENE
ROW 2	10	TERTING		11	THOMPSON
ROW 1	1	PRIAULX			

POLE



Weather/Track: Sun 14°/Dry 18°

Magny-Cours
Circuit Length = 4.4110 km.
Start: 15:14 End: 15:36

Race Director:	Steward:	Timekeeper:
----------------	----------	-------------

2006 FIA World Touring Car Championship

RACE CLASSIFICATION - RACE 2 - AMENDED

POS	NO	CL	DRIVER	NAT	CAR	TIME	LAPS	GAP	KPH	BEST
1	1		Andy PRIAULX	GBR	BMW 320si	22:19.166	12		141.79	1:50.859
2	42		Jorg MULLER	GER	BMW 320si	22:20.072	12	0.906	141.69	1:50.939
3	9		Jordi GENE	ESP	SEAT Leon	22:22.769	12	3.603	141.41	1:50.962
4	11		James THOMPSON	GBR	SEAT Leon	22:27.246	12	8.080	140.94	1:51.141
5	2		Gabriele TARQUINI	ITA	SEAT Leon	22:30.866	12	11.700	140.56	1:51.235
6	10		Peter TERTING	GER	SEAT Leon	22:34.363	12	15.197	140.20	1:50.951
7	12		Yvan MULLER	FRA	SEAT Leon	22:36.067	12	16.901	140.02	1:51.251
8	7		Nicola LARINI	ITA	Chevrolet Lacetti	22:36.607	12	17.441	139.97	1:51.558
9	6		Robert HUFF	GBR	Chevrolet Lacetti	22:40.433	12	21.267	139.57	1:51.101
10	31	I	Stefano D'ASTE	ITA	BMW 320i	22:41.042	12	21.876	139.51	1:51.512
11	58	I	Roberto COLCIAGO	ITA	SEAT Leon	22:43.307	12	24.141	139.28	1:51.784
12	15		Augusto FARFUS	BRA	Alfa Romeo 156	22:50.820	12	31.654	138.52	1:53.065
13	8		Alain MENU	SUI	Chevrolet Lacetti	22:51.556	12	32.390	138.44	1:51.915
14	16		Gianni MORBIDELLI	ITA	Alfa Romeo 156	22:53.531	12	34.365	138.24	1:52.818
15	18		Salvatore TAVANO	ITA	Alfa Romeo 156	22:55.865	12	36.699	138.01	1:52.799
16	20	I	Tom CORONEL	NED	SEAT Toledo Cupra	22:58.828	12	39.662	137.71	1:53.230
17	51	I	Alessandro BALZAN	ITA	Alfa Romeo 156	22:59.722	12	40.556	137.62	1:53.134
18	53	I	Riccardo ROMAGNOLI	ITA	Alfa Romeo 156 Gta	23:18.737	12	59.571	135.75	1:54.787
19	19	I	Maurizio CERESOLI	ITA	SEAT Toledo Cupra	23:26.186	12	1:07.020	135.03	1:54.758
20	57	I	Davide RODA	ITA	SEAT Leon	23:27.440	12	1:08.274	134.91	1:55.321
21	30	I	Luca RANGONI	ITA	BMW 320si	23:28.320	12	1:09.154	134.83	1:52.524
22	34	I	Diego ROMANINI	ITA	BMW 320i	23:33.846	12	1:14.680	134.30	1:53.648
23	33	I	Emmet O'BRIEN	IRL	BMW 320i	23:45.980	12	1:26.814	133.16	1:54.879

NOT CLASSIFIED

24	I	Ryan SHARP	GBR	Honda Accord Euro R	9:41.259	5	D.N.F.	135.44	1:53.164
52	I	Elio MARCHETTI	ITA	Alfa Romeo 156	7:51.404	4	D.N.F.	133.32	1:52.718
54	I	Emanuele NASPETTI	ITA	BMW 320i	5:53.211	3	D.N.F.	132.97	1:52.826
5		Marcel COSTA	ESP	BMW 320si	2:07.524	1	D.N.F.	119.27	2:07.524
4		Alessandro ZANARDI	ITA	BMW 320si	2:08.660	1	D.N.F.	118.21	2:08.660
3		Rickard RYDELL	SWE	SEAT Leon	2:39.913	1	D.N.F.	95.11	
23	I	Pierre-Yves CORTHALS	BEL	Honda Accord Euro R	2:54.263	1	D.N.F.	87.28	

FASTEST LAP

1		Andy PRIAULX		BMW 320si	1:50.859	2	143.24kph	89.00mph
31	I	Stefano D'ASTE		BMW 320i	1:51.512	4	142.40kph	88.48mph

Weather/Track: Cloudy 14°/Dry 18°

Magny-Cours
Circuit Length = 4.4110 km.
Start: 16:15 End: 16:47

Race Director:	Steward:	Timekeeper:
----------------	----------	-------------

2006 FIA World Touring Car Championship RACE 2 - SECTOR ANALYSIS

1	Andy PRIAULX			GBR	BMW 320si								
1 -	34.388	213.0	43.151	177.6	34.610	1:52.149	7 -	34.259	213.0	42.505	177.0	34.841	1:51.605
2 -	33.924	213.4	42.309	177.3	34.626	1:50.859	8 -	34.093	213.0	42.558	176.7	35.242	1:51.893
3 -	33.883	213.4	42.421	177.6	34.821	1:51.125	9 -	34.254	212.5	42.613	177.0	34.923	1:51.790
4 -	33.975	213.0	42.348	177.3	34.688	1:51.011	10 -	34.244	212.5	42.694	177.3	35.048	1:51.986
5 -	34.087	213.4	42.490	177.3	35.105	1:51.682	11 -	34.143	212.5	42.606	177.3	34.959	1:51.708
6 -	34.116	212.5	42.751	177.3	34.866	1:51.733	12 -	34.113	213.8	42.543	177.9	34.969	1:51.625
2	Gabriele TARQUINI			ITA	SEAT Leon								
1 -	39.670	200.3	44.756	177.0	34.935	1:59.361	7 -	34.453	210.5	42.374	175.8	35.009	1:51.836
2 -	34.276	214.7	42.482	175.6	35.051	1:51.809	8 -	34.570	207.2	42.602	175.3	35.007	1:52.179
3 -	34.325	211.3	42.316	175.3	34.713	1:51.354	9 -	34.678	206.5	42.598	175.8	35.076	1:52.352
4 -	34.289	208.8	42.218	176.7	34.728	1:51.235	10 -	34.592	207.2	42.653	174.4	34.903	1:52.148
5 -	34.372	208.0	42.387	175.6	35.002	1:51.761	11 -	34.661	206.1	42.606	175.8	35.097	1:52.364
6 -	34.615	208.4	42.616	174.1	34.779	1:52.010	12 -	34.593	208.8	42.750	176.4	35.114	1:52.457
3	Rickard RYDELL			SWE	SEAT Leon								
1 -	49.163	107.4	58.183	87.4	52.567	2:39.913P							
4	Alessandro ZANARDI			ITA	BMW 320si								
1 -	39.592	204.5	52.680	179.4	36.388	2:08.660							
5	Marcel COSTA			ESP	BMW 320si								
1 -	43.805	204.5	46.509	179.7	37.210	2:07.524							
6	Robert HUFF			GBR	Chevrolet Lacetti								
1 -	39.800	203.0	45.933	178.2	34.959	2:00.692	7 -	34.586	215.5	44.057	174.1	35.113	1:53.756
2 -	34.159	217.7	43.195	178.2	35.656	1:53.010	8 -	34.340	213.0	42.465	177.6	34.986	1:51.791
3 -	34.234	213.4	42.515	177.0	34.742	1:51.491	9 -	34.563	213.4	43.393	176.7	35.091	1:53.047
4 -	34.063	215.5	42.246	178.8	34.792	1:51.101	10 -	34.369	214.2	44.333	176.7	35.138	1:53.840
5 -	34.099	216.8	42.662	177.9	35.155	1:51.916	11 -	34.998	209.7	42.883	176.4	34.790	1:52.671
6 -	34.161	214.7	42.424	177.9	35.529	1:52.114	12 -	34.560	212.1	43.782	169.8	36.662	1:55.004
7	Nicola LARINI			ITA	Chevrolet Lacetti								
1 -	41.721	204.5	44.896	174.1	35.196	2:01.813	7 -	34.302	215.1	42.748	177.3	35.697	1:52.747
2 -	34.018	215.1	42.613	179.7	35.737	1:52.368	8 -	34.445	213.8	42.884	176.7	34.863	1:52.192
3 -	34.960	214.2	42.471	177.9	35.619	1:53.050	9 -	34.581	211.3	42.835	177.0	34.964	1:52.380
4 -	34.316	217.3	42.600	177.6	34.642	1:51.558	10 -	34.416	212.5	42.798	176.4	34.961	1:52.175
5 -	34.244	212.5	42.470	177.6	34.871	1:51.585	11 -	34.905	210.5	42.908	175.6	35.085	1:52.898
6 -	34.162	213.4	42.690	178.2	35.204	1:52.056	12 -	34.356	211.3	42.539	177.0	34.890	1:51.785

Weather/Track: Cloudy 14°/Dry 18°

www.mstworld.com

Page 1 of 6

Magny-Cours
Circuit Length = 4.4110 km.
Start: 16:15 End: 16:47

Printed - 17:20 Sunday, 30 April 2006

2006 FIA World Touring Car Championship RACE 2 - SECTOR ANALYSIS

(contd.)

8	Alain MENU			SUI	Chevrolet Lacetti								
1 -	47.860	188.1	46.001	177.3	35.334	2:09.195	7 -	34.363	214.2	42.684	176.7	35.049	1:52.096
2 -	34.389	218.1	43.544	177.9	35.305	1:53.238	8 -	34.441	212.5	42.816	177.0	35.542	1:52.799
3 -	34.629	222.6	43.890	177.0	36.142	1:54.661	9 -	34.647	213.8	43.251	176.7	35.591	1:53.489
4 -	34.626	211.3	42.881	177.9	35.941	1:53.448	10 -	34.359	212.5	42.831	178.2	34.922	1:52.112
5 -	34.590	216.0	43.345	178.5	35.711	1:53.646	11 -	34.231	214.7	42.827	177.0	34.857	1:51.915
6 -	34.637	216.0	43.061	178.2	35.022	1:52.720	12 -	34.331	211.3	42.862	177.0	35.044	1:52.237
9	Jordi GENE			ESP	SEAT Leon								
1 -	35.595	214.2	42.640	176.4	34.908	1:53.143	7 -	34.196	210.5	42.309	177.3	35.016	1:51.521
2 -	33.864	213.4	42.552	177.6	34.790	1:51.206	8 -	34.204	209.7	43.643	176.4	35.619	1:53.466
3 -	33.867	213.4	42.458	178.2	34.904	1:51.229	9 -	34.282	211.7	42.697	176.4	35.257	1:52.236
4 -	33.908	213.8	42.304	177.3	34.750	1:50.962	10 -	34.348	210.5	42.538	178.2	35.115	1:52.001
5 -	34.224	209.7	42.387	177.0	35.101	1:51.712	11 -	34.219	209.7	42.416	178.5	35.153	1:51.788
6 -	34.100	209.3	42.512	176.7	34.982	1:51.594	12 -	34.249	210.1	42.378	177.3	35.284	1:51.911
10	Peter TERTING			GER	SEAT Leon								
1 -	42.174	192.5	44.397	173.6	35.902	2:02.473	7 -	34.546	213.4	42.830	176.4	35.089	1:52.465
2 -	33.901	214.7	42.345	178.2	35.794	1:52.040	8 -	34.283	210.5	42.671	178.5	35.094	1:52.048
3 -	34.233	215.1	42.514	177.3	34.767	1:51.514	9 -	34.539	210.5	42.834	177.6	35.362	1:52.735
4 -	33.920	214.2	42.208	177.9	34.823	1:50.951	10 -	34.468	207.6	42.729	176.1	35.141	1:52.338
5 -	34.048	214.7	42.466	177.9	35.350	1:51.864	11 -	34.480	208.4	42.608	177.0	34.960	1:52.048
6 -	34.104	212.1	42.392	177.9	35.289	1:51.785	12 -	34.353	208.8	42.802	176.1	34.947	1:52.102
11	James THOMPSON			GBR	SEAT Leon								
1 -	35.250	213.4	42.541	177.0	34.939	1:52.730	7 -	34.692	209.7	42.608	176.4	35.039	1:52.339
2 -	34.027	213.0	42.258	178.2	34.894	1:51.179	8 -	34.409	209.3	42.688	177.0	35.115	1:52.212
3 -	34.074	212.1	42.270	177.9	34.797	1:51.141	9 -	34.519	208.4	42.943	176.1	35.095	1:52.557
4 -	34.204	210.5	43.060	177.9	35.189	1:52.453	10 -	34.429	208.8	42.584	176.7	35.128	1:52.141
5 -	34.863	210.5	42.561	177.9	35.184	1:52.608	11 -	34.770	206.8	42.827	176.4	35.276	1:52.873
6 -	34.292	210.5	42.696	176.4	35.174	1:52.162	12 -	34.430	208.4	42.863	176.1	35.558	1:52.851
12	Yvan MULLER			FRA	SEAT Leon								
1 -	40.457	204.9	44.685	177.6	35.240	2:00.382	7 -	34.639	209.7	42.828	174.7	35.072	1:52.539
2 -	34.107	215.1	42.540	175.8	34.705	1:51.352	8 -	34.511	207.6	42.708	175.0	35.131	1:52.350
3 -	34.042	213.8	42.643	176.7	35.354	1:52.039	9 -	34.564	207.6	42.780	175.0	36.052	1:53.396
4 -	34.108	211.3	42.205	174.4	34.938	1:51.251	10 -	34.519	209.7	42.827	175.6	35.184	1:52.530
5 -	34.266	210.5	42.659	174.7	35.187	1:52.112	11 -	34.601	209.3	42.676	175.0	35.345	1:52.622
6 -	34.436	208.4	42.788	176.1	35.627	1:52.851	12 -	34.633	209.7	42.839	176.1	35.171	1:52.643

Weather/Track: Cloudy 14°/Dry 18°

www.mstworld.com

Page 2 of 6

Magny-Cours
Circuit Length = 4.4110 km.
Start: 16:15 End: 16:47

Printed - 17:20 Sunday, 30 April 2006

2006 FIA World Touring Car Championship RACE 2 - SECTOR ANALYSIS

(contd.)

15	Augusto FARFUS			BRA	Alfa Romeo 156				
1 -	40.164 212.1	44.699 <i>179.1</i>	35.202	2:00.065	7 -	34.611 217.7	43.314 177.3	35.582	1:53.507
2 -	34.132 <i>219.9</i>	43.543 178.5	36.172	1:53.847	8 -	34.829 213.8	43.323 177.0	35.609	1:53.761
3 -	34.474 219.0	43.037 178.5	35.554	1:53.065	9 -	34.862 213.0	43.376 176.1	35.790	1:54.028
4 -	34.381 217.7	43.277 178.5	35.436	1:53.094	10 -	34.764 212.1	43.244 176.4	35.618	1:53.626
5 -	34.655 213.8	43.227 177.0	35.823	1:53.705	11 -	34.872 213.0	43.236 178.2	35.501	1:53.609
6 -	34.826 214.7	43.873 177.6	35.698	1:54.397	12 -	34.812 213.8	43.468 176.4	35.836	1:54.116
16	Gianni MORBIDELLI			ITA	Alfa Romeo 156				
1 -	42.112 209.7	46.061 180.0	37.011	2:05.184	7 -	34.512 219.5	43.158 178.8	35.904	1:53.574
2 -	34.563 <i>223.6</i>	44.059 180.6	37.124	1:55.746	8 -	34.622 214.2	43.246 177.0	35.504	1:53.372
3 -	34.469 219.0	43.077 <i>180.9</i>	35.792	1:53.338	9 -	34.687 214.7	43.078 177.3	35.315	1:53.080
4 -	34.114 220.8	43.638 180.3	35.821	1:53.573	10 -	34.539 215.5	43.203 179.1	35.422	1:53.164
5 -	34.286 222.2	43.020 177.9	35.548	1:52.854	11 -	34.702 213.8	43.457 179.7	35.326	1:53.485
6 -	34.410 216.4	43.032 180.3	35.376	1:52.818	12 -	34.515 215.5	43.438 178.8	35.390	1:53.343
18	Salvatore TAVANO			ITA	Alfa Romeo 156				
1 -	43.467 208.0	46.669 179.1	36.580	2:06.716	7 -	34.578 216.4	42.953 178.5	35.268	1:52.799
2 -	34.636 220.8	43.333 <i>180.0</i>	36.793	1:54.762	8 -	34.661 215.1	43.361 178.8	35.691	1:53.713
3 -	34.500 <i>221.7</i>	43.053 179.7	35.680	1:53.233	9 -	34.649 215.5	43.198 178.2	36.392	1:54.239
4 -	34.213 220.8	43.391 178.8	36.327	1:53.931	10 -	34.657 216.0	43.125 178.8	35.217	1:52.999
5 -	34.309 218.6	42.978 179.7	35.697	1:52.984	11 -	34.719 214.2	43.092 179.7	35.451	1:53.262
6 -	35.070 213.8	42.927 179.4	35.401	1:53.398	12 -	34.800 213.8	43.365 179.4	35.664	1:53.829
19	Maurizio CERESOLI			ITA	SEAT Toledo Cupra				
1 -	43.886 209.7	45.765 <i>179.4</i>	37.580	2:07.231	7 -	35.337 213.8	44.384 177.3	36.521	1:56.242
2 -	34.654 216.8	44.273 178.2	36.044	1:54.971	8 -	35.321 210.9	44.861 177.6	36.482	1:56.664
3 -	34.730 <i>218.6</i>	45.412 172.5	35.993	1:56.135	9 -	35.421 211.3	44.551 178.2	36.270	1:56.242
4 -	35.101 211.3	43.968 178.2	37.098	1:56.167	10 -	35.254 210.1	44.107 177.9	35.952	1:55.313
5 -	35.132 210.1	45.996 178.5	36.858	1:57.986	11 -	34.954 212.1	44.039 178.5	35.765	1:54.758
6 -	35.192 214.7	47.777 178.5	36.267	1:59.236	12 -	34.923 212.5	43.892 178.5	36.426	1:55.241
20	Tom CORONEL			NED	SEAT Toledo Cupra				
1 -	40.764 184.9	46.297 177.3	36.251	2:03.312	7 -	34.900 211.3	43.257 178.2	35.592	1:53.749
2 -	35.025 210.5	44.393 177.6	35.539	1:54.957	8 -	35.040 209.3	43.785 177.3	35.822	1:54.647
3 -	34.486 212.5	43.416 <i>179.1</i>	35.580	1:53.482	9 -	34.861 <i>216.0</i>	44.172 177.6	35.970	1:55.003
4 -	34.600 213.0	43.129 178.5	35.501	1:53.230	10 -	35.033 213.4	43.775 177.0	35.849	1:54.657
5 -	34.815 210.9	43.485 177.0	35.872	1:54.172	11 -	34.928 210.9	43.480 177.3	35.581	1:53.989
6 -	34.740 209.7	43.098 177.3	35.827	1:53.665	12 -	34.988 210.9	43.327 177.0	35.650	1:53.965

Weather/Track: Cloudy 14°/Dry 18°

www.mstworld.com

Page 3 of 6

Magny-Cours
Circuit Length = 4.4110 km.
Start: 16:15 End: 16:47
Printed - 17:20 Sunday, 30 April 2006

2006 FIA World Touring Car Championship RACE 2 - SECTOR ANALYSIS

(contd.)

23	Pierre-Yves CORTHALS		BEL		Honda Accord Euro R		 		
1 -	59.351 <i>130.9</i>	1:02.781 <i>113.6</i>	52.131	2:54.263P					
24	Ryan SHARP		GBR		Honda Accord Euro R		 		
1 -	41.527 208.4	45.785 177.3	36.228	2:03.540	4 - 34.149 <i>218.1</i>	43.385 180.3	35.953	1:53.487	
2 -	34.898 216.0	45.494 171.7	36.746	1:57.138	5 - 34.447 212.1	43.659 <i>181.5</i>	35.824	1:53.930	
3 -	34.444 217.3	43.023 179.4	35.697	1:53.164					
30	Luca RANGONI		ITA		BMW 320si		 		
1 -	47.558 189.4	43.696 <i>180.6</i>	36.823	2:08.077	7 - 35.183 206.8	42.878 177.3	35.650	1:53.711	
2 -	34.400 <i>215.5</i>	44.850 <i>180.6</i>	35.423	1:54.673	8 - 34.613 211.3	42.657 178.5	36.319	1:53.589	
3 -	34.459 214.7	45.171 177.3	35.287	1:54.917	9 - 35.568 207.6	42.728 177.9	35.080	1:53.376	
4 -	34.471 <i>215.5</i>	42.914 <i>180.6</i>	1:06.948	2:24.333	10 - 34.451 212.5	42.770 178.5	35.873	1:53.094	
5 -	34.894 210.9	42.913 177.3	35.531	1:53.338	11 - 34.574 209.3	43.001 176.7	35.385	1:52.960	
6 -	35.324 211.7	42.804 178.2	35.600	1:53.728	12 - 34.427 212.5	42.499 178.5	35.598	1:52.524	
31	Stefano D'ASTE		ITA		BMW 320i		 		
1 -	39.923 214.2	43.913 177.3	35.152	1:58.988	7 - 34.377 217.3	43.129 172.5	35.819	1:53.325	
2 -	34.279 213.4	42.549 177.9	35.032	1:51.860	8 - 34.775 211.3	43.089 <i>180.6</i>	35.604	1:53.468	
3 -	34.165 213.8	43.108 180.0	36.013	1:53.286	9 - 34.558 215.1	43.060 179.1	35.373	1:52.991	
4 -	33.969 <i>219.5</i>	42.431 <i>180.6</i>	35.112	1:51.512	10 - 34.444 215.5	42.898 179.4	35.433	1:52.775	
5 -	34.031 <i>219.5</i>	43.575 178.5	35.983	1:53.589	11 - 34.567 216.8	42.966 179.4	35.608	1:53.141	
6 -	34.302 217.3	42.644 179.4	35.449	1:52.395	12 - 34.574 216.4	43.071 180.3	36.067	1:53.712	
33	Emmet O'BRIEN		IRL		BMW 320i		 		
1 -	42.914 195.6	45.810 182.1	37.497	2:06.221	7 - 35.055 209.3	43.738 176.4	36.176	1:54.969	
2 -	34.372 220.4	43.454 <i>182.7</i>	37.280	1:55.106	8 - 35.211 206.8	43.615 175.6	36.053	1:54.879	
3 -	34.278 <i>221.7</i>	44.162 182.4	36.731	1:55.171	9 - 35.963 206.5	43.459 177.0	36.118	1:55.540	
4 -	37.145 210.9	44.068 180.9	37.596	1:58.809	10 - 36.274 206.8	44.082 175.6	36.321	1:56.677	
5 -	34.865 221.3	44.250 178.5	37.365	1:56.480	11 - 35.198 208.4	43.618 177.3	36.236	1:55.052	
6 -	35.218 212.5	1:08.949 176.4	36.472	2:20.639	12 - 36.210 208.4	43.829 176.7	36.398	1:56.437	
34	Diego ROMANINI		ITA		BMW 320i		 		
1 -	41.832 204.5	46.004 176.7	37.082	2:04.918	7 - 35.231 210.1	43.837 174.1	36.243	1:55.311	
2 -	34.718 216.0	43.827 177.3	36.622	1:55.167	8 - 34.966 209.3	43.628 174.7	35.959	1:54.553	
3 -	34.943 <i>218.6</i>	44.607 <i>178.2</i>	35.759	1:55.309	9 - 35.051 209.3	43.574 174.1	35.947	1:54.572	
4 -	34.484 216.8	44.009 176.1	36.274	1:54.767	10 - 35.032 209.7	43.677 175.0	36.062	1:54.771	
5 -	34.825 215.5	43.274 176.1	35.549	1:53.648	11 - 35.107 210.9	44.079 174.7	36.191	1:55.377	
6 -	34.829 212.5	1:08.433 169.8	36.071	2:19.333	12 - 35.219 210.5	44.043 175.6	36.858	1:56.120	

Weather/Track: Cloudy 14°/Dry 18°

www.mstworld.com

Page 4 of 6

Magny-Cours
Circuit Length = 4.4110 km.
Start: 16:15 End: 16:47
Printed - 17:20 Sunday, 30 April 2006

2006 FIA World Touring Car Championship RACE 2 - SECTOR ANALYSIS

(contd.)

42	Jorg MULLER			GER	BMW 320si								
1 -	36.236	214.7	42.766	179.7	34.896	1:53.898	7 -	33.992	214.7	42.379	179.1	35.041	1:51.412
2 -	33.776	214.2	42.210	180.3	35.079	1:51.065	8 -	34.092	214.7	43.092	177.0	35.085	1:52.269
3 -	33.744	214.7	42.204	180.0	34.991	1:50.939	9 -	34.689	212.5	42.308	178.2	35.156	1:52.153
4 -	33.821	215.1	42.745	178.2	35.277	1:51.843	10 -	34.244	212.5	42.348	177.9	34.898	1:51.490
5 -	34.168	214.7	42.044	179.4	35.115	1:51.327	11 -	34.106	212.5	42.337	179.1	34.875	1:51.318
6 -	33.932	214.7	42.375	179.4	35.006	1:51.313	12 -	34.059	213.4	42.149	179.1	34.837	1:51.045
43	Dirk MULLER			GER	BMW 320si								
51	Alessandro BALZAN			ITA	Alfa Romeo 156				 				
1 -	46.675	198.1	43.868	179.1	37.198	2:07.741	7 -	34.818	209.7	43.408	175.8	35.484	1:53.710
2 -	34.607	218.6	43.424	177.3	36.083	1:54.114	8 -	34.831	208.8	43.605	175.3	35.501	1:53.937
3 -	34.881	217.7	43.331	178.5	35.635	1:53.847	9 -	34.948	208.4	43.315	175.6	35.530	1:53.793
4 -	34.644	215.1	42.977	176.7	37.649	1:55.270	10 -	34.769	208.0	43.070	175.8	35.295	1:53.134
5 -	34.836	213.8	43.113	177.9	35.735	1:53.684	11 -	34.836	208.8	43.197	175.6	35.110	1:53.143
6 -	34.693	214.2	44.048	172.5	35.471	1:54.212	12 -	34.677	212.1	43.085	176.4	35.375	1:53.137
52	Elio MARCHETTI			ITA	Alfa Romeo 156				 				
1 -	42.140	201.8	45.330	177.9	36.333	2:03.803	3 -	34.671	214.2	43.039	176.7	35.008	1:52.718
2 -	34.953	217.3	44.434	177.3	36.136	1:55.523	4 -	34.990	210.1	44.263	175.0	40.107	1:59.360P
53	Riccardo ROMAGNOLI			ITA	Alfa Romeo 156 Gta				 				
1 -	42.669	208.8	45.889	179.7	37.928	2:06.486	7 -	35.218	209.3	43.710	176.4	36.222	1:55.150
2 -	34.809	219.9	43.738	179.7	36.677	1:55.224	8 -	35.645	207.6	43.594	175.8	35.971	1:55.210
3 -	34.932	219.5	44.033	178.5	35.822	1:54.787	9 -	35.150	208.4	43.646	175.3	36.187	1:54.983
4 -	35.314	211.3	43.619	179.1	39.394	1:58.327	10 -	35.185	208.8	43.922	174.7	35.920	1:55.027
5 -	35.260	214.7	45.347	175.3	36.723	1:57.330	11 -	35.169	209.3	43.878	175.6	36.149	1:55.196
6 -	35.409	211.7	44.213	174.7	36.282	1:55.904	12 -	35.377	210.5	43.801	175.8	35.935	1:55.113
54	Emanuele NASPETTI			ITA	BMW 320i				 				
1 -	40.818	211.3	46.578	174.7	38.412	2:05.808	3 -	34.172	219.5	43.616	175.0	35.038	1:52.826
2 -	34.096	221.7	43.820	177.6	36.661	1:54.577							

Weather/Track: Cloudy 14°/Dry 18°

www.mstworld.com

Page 5 of 6

Magny-Cours
Circuit Length = 4.4110 km.
Start: 16:15 End: 16:47
Printed - 17:20 Sunday, 30 April 2006

2006 FIA World Touring Car Championship RACE 2 - SECTOR ANALYSIS

(contd.)

57	Davide RODA			ITA	SEAT Leon					 			
1 -	43.885	201.8	47.200	<i>175.8</i>	37.247	2:08.332	7 -	35.278	204.9	44.271	171.4	36.039	1:55.588
2 -	35.096	<i>209.3</i>	44.730	173.6	35.495	1:55.321	8 -	35.320	203.0	44.588	170.6	36.050	1:55.958
3 -	35.347	205.7	43.935	173.6	36.263	1:55.545	9 -	35.446	200.7	44.668	171.1	36.253	1:56.367
4 -	35.412	206.8	44.063	173.3	36.944	1:56.419	10 -	35.543	202.2	44.485	170.8	36.696	1:56.724
5 -	35.676	207.2	45.151	171.9	36.396	1:57.223	11 -	35.682	202.6	44.209	171.1	36.358	1:56.249
6 -	35.569	206.8	44.281	172.2	36.535	1:56.385	12 -	35.860	202.2	45.018	172.2	36.451	1:57.329

58	Roberto COLCIAGO			ITA	SEAT Leon					 			
1 -	42.697	198.1	45.368	<i>177.0</i>	36.311	2:04.376	7 -	34.614	205.7	42.362	174.4	35.320	1:52.296
2 -	34.750	210.1	43.964	175.3	35.413	1:54.127	8 -	34.708	204.9	42.834	174.1	35.247	1:52.789
3 -	34.520	<i>210.5</i>	42.929	174.7	34.914	1:52.363	9 -	34.691	204.1	42.678	174.4	35.246	1:52.615
4 -	34.604	205.3	42.151	175.0	35.029	1:51.784	10 -	34.686	204.5	42.728	175.3	35.241	1:52.655
5 -	34.551	206.8	42.543	174.7	35.105	1:52.199	11 -	34.591	204.9	42.657	175.0	35.143	1:52.391
6 -	34.410	208.0	42.743	174.7	35.254	1:52.407	12 -	34.715	206.5	42.790	174.4	35.800	1:53.305

Weather/Track: Cloudy 14°/Dry 18°

www.mstworld.com

Page 6 of 6

Magny-Cours
Circuit Length = 4.4110 km.
Start: 16:15 End: 16:47

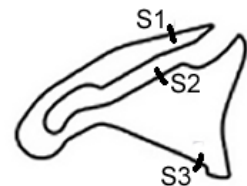
Printed - 17:20 Sunday, 30 April 2006

2006 FIA World Touring Car Championship Race 2 - Best Sector Speeds Report

SECTOR 1				SECTOR 2				SECTOR 3				
POS	NO	NAME	SPEED	LAP	NO	NAME	SPEED	LAP	NO	NAME	SPEED	LAP
1	16	MORBIDELLI	223.6	2	33	O'BRIEN	182.7	2				
2	8	MENU	222.6	3	24	SHARP	181.5	5				
3	18	TAVANO	221.7	3	16	MORBIDELLI	180.9	3				
4	33	O'BRIEN	221.7	3	30	RANGONI	180.6	1				
5	54	NASPETTI	221.7	2	31	D'ASTE	180.6	4				
6	15	FARFUS	219.9	2	42	MULLER	180.3	2				
7	53	ROMAGNOLI	219.9	2	18	TAVANO	180.0	2				
8	31	D'ASTE	219.5	4	5	COSTA	179.7	1				
9	19	CERESOLI	218.6	3	7	LARINI	179.7	2				
10	34	ROMANINI	218.6	3	53	ROMAGNOLI	179.7	1				
11	51	BALZAN	218.6	2	4	ZANARDI	179.4	1				
12	24	SHARP	218.1	4	19	CERESOLI	179.4	1				
13	6	HUFF	217.7	2	15	FARFUS	179.1	1				
14	7	LARINI	217.3	4	20	CORONEL	179.1	3				
15	52	MARCHETTI	217.3	2	51	BALZAN	179.1	1				
16	20	CORONEL	216.0	9	6	HUFF	178.8	4				
17	30	RANGONI	215.5	2	8	MENU	178.5	5				
18	10	TERTING	215.1	3	9	GENE	178.5	11				
19	12	MULLER	215.1	2	10	TERTING	178.5	8				
20	42	MULLER	215.1	4	11	THOMPSON	178.2	2				
21	2	TARQUINI	214.7	2	34	ROMANINI	178.2	3				
22	9	GENE	214.2	1	1	PRIAULX	177.9	12				
23	1	PRIAULX	213.8	12	52	MARCHETTI	177.9	1				
24	11	THOMPSON	213.4	1	12	MULLER	177.6	1				
25	58	COLCIAGO	210.5	3	54	NASPETTI	177.6	2				
26	57	RODA	209.3	2	2	TARQUINI	177.0	1				
27	4	ZANARDI	204.5	1	58	COLCIAGO	177.0	1				
28	5	COSTA	204.5	1	57	RODA	175.8	1				
29	23	CORTHALS	130.9	1	23	CORTHALS	113.6	1				
30	3	RYDELL	107.4	1	3	RYDELL	87.4	1				



Weather/Track: Bright 14°/Dry 18°



Circuit Length - 4.4110 kilometres
Circuit de Nevers
Magny Cours

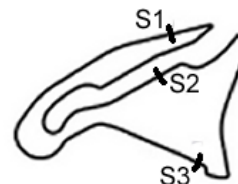
2006 FIA World Touring Car Championship Race 2 - Best Sector Times Report

POS	NO	SECTOR 1		SECTOR 2		SECTOR 3		IDEAL/BEST LAP COMPARISON							
		TIME	LAP	NO	TIME	LAP	NO	TIME	LAP	NO	NAME	IDEAL	BEST	LAP	DIFF
1	42	33.744	3	42	42.044	5	1	34.610	1	42	MULLER	1:50.625	1:50.939	3	+ 0.314
2	9	33.864	2	58	42.151	4	7	34.642	4	1	PRIAULX	1:50.802	1:50.859	2	+ 0.057
3	1	33.883	3	12	42.205	4	12	34.705	2	10	TERTING	1:50.876	1:50.951	4	+ 0.075
4	10	33.901	2	10	42.208	4	2	34.713	3	9	GENE	1:50.918	1:50.962	4	+ 0.044
5	31	33.969	4	2	42.218	4	6	34.742	3	12	MULLER	1:50.952	1:51.251	4	+ 0.299
6	7	34.018	2	6	42.246	4	9	34.750	4	6	HUFF	1:51.051	1:51.101	4	+ 0.050
7	11	34.027	2	11	42.258	2	10	34.767	3	11	THOMPSON	1:51.082	1:51.141	3	+ 0.059
8	12	34.042	3	9	42.304	4	11	34.797	3	7	LARINI	1:51.130	1:51.558	4	+ 0.428
9	6	34.063	4	1	42.309	2	42	34.837	12	2	TARQUINI	1:51.207	1:51.235	4	+ 0.028
10	54	34.096	2	31	42.431	4	8	34.857	11	31	D'ASTE	1:51.432	1:51.512	4	+ 0.080
11	16	34.114	4	7	42.470	5	58	34.914	3	58	COLCIAGO	1:51.475	1:51.784	4	+ 0.309
12	15	34.132	2	30	42.499	12	52	35.008	3	8	MENU	1:51.772	1:51.915	11	+ 0.143
13	24	34.149	4	8	42.684	7	31	35.032	2	30	RANGONI	1:51.979	1:52.524	12	+ 0.545
14	18	34.213	4	18	42.927	6	54	35.038	3	18	TAVANO	1:52.357	1:52.799	7	+ 0.442
15	8	34.231	11	51	42.977	4	30	35.080	9	15	FARFUS	1:52.371	1:53.065	3	+ 0.694
16	2	34.276	2	16	43.020	5	51	35.110	11	16	MORBIDELL	1:52.449	1:52.818	6	+ 0.369
17	33	34.278	3	24	43.023	3	15	35.202	1	51	BALZAN	1:52.694	1:53.134	10	+ 0.440
18	30	34.400	2	15	43.037	3	18	35.217	10	52	MARCHETTI	1:52.718	1:52.718	3	+ 0.000
19	58	34.410	6	52	43.039	3	16	35.315	9	54	NASPETTI	1:52.750	1:52.826	3	+ 0.076
20	34	34.484	4	20	43.098	6	57	35.495	2	24	SHARP	1:52.869	1:53.164	3	+ 0.295
21	20	34.486	3	34	43.274	5	20	35.501	4	20	CORONEL	1:53.085	1:53.230	4	+ 0.145
22	51	34.607	2	33	43.454	2	34	35.549	5	34	ROMANINI	1:53.307	1:53.648	5	+ 0.341
23	19	34.654	2	53	43.594	7	24	35.697	3	33	O'BRIEN	1:53.785	1:54.879	8	+ 1.094
24	52	34.671	3	54	43.616	3	19	35.765	11	19	CERESOLI	1:54.311	1:54.758	11	+ 0.447
25	53	34.809	2	19	43.892	12	53	35.920	9	53	ROMAGNOLI	1:54.323	1:54.983	8	+ 0.660
26	57	35.096	2	57	43.935	3	33	36.053	8	57	RODA	1:54.526	1:55.321	2	+ 0.795
27	4	39.592	1	5	46.509	1	4	36.388	1	5	COSTA	2:07.524	2:07.524	1	+ 0.000
28	5	43.805	1	4	52.680	1	5	37.210	1	4	ZANARDI	2:08.660	2:08.660	1	+ 0.000
29	3	49.163	1	3	58.183	1	23	52.131	1	3	RYDELL	2:39.913	2:39.913	1	+ 0.000
30	23	59.351	1	23	1:02.781	1	3	52.567	1	23	CORTHALS	2:54.263	2:54.263	1	+ 0.000

'Perfect Lap' - 1:50.398



Weather/Track: Bright 14°/Dry 18°



Circuit Length - 4.4110 kilometres
Circuit de Nevers
Magny Cours

Printed at 16:54, Sunday, 30 April, 2006

© MST Systems Ltd, 2005 (www.mstworld.com)

Page 1

2006 FIA World Touring Car Championship

LAP CHART - RACE 2

Lap 1			Lap 2			Lap 3			Lap 4			Lap 5		
No	Behind	Laptime	No	Behind	Laptime	No	Behind	Laptime	No	Behind	Laptime	No	Behind	Laptime
1		1:52.149	1		1:50.859	1		1:51.125	1		1:51.011	1		1:51.682
11	0.581	1:52.730	11	0.901	1:51.179	11	0.917	1:51.141	9	1.396	1:50.962	9	1.426	1:51.712
9	0.994	1:53.143	9	1.341	1:51.206	9	1.445	1:51.229	11	2.359	1:52.453	42	2.246	1:51.327
42	1.749	1:53.898	42	1.955	1:51.065	42	1.769	1:50.939	42	2.601	1:51.843	11	3.285	1:52.608
31	6.839	1:58.988	31	7.840	1:51.860	2	8.391	1:51.354	2	8.615	1:51.235	2	8.694	1:51.761
2	7.212	1:59.361	2	8.162	1:51.809	12	9.640	1:52.039	12	9.880	1:51.251	12	10.310	1:52.112
15	7.916	2:00.065	12	8.726	1:51.352	31	10.001	1:53.286	31	10.502	1:51.512	6	11.384	1:51.916
12	8.233	2:00.382	6	10.694	1:53.010	6	11.060	1:51.491	6	11.150	1:51.101	10	12.016	1:51.864
6	8.543	2:00.692	15	10.904	1:53.847	10	11.894	1:51.514	10	11.834	1:50.951	31	12.409	1:53.589
7	9.664	2:01.813	7	11.173	1:52.368	15	12.844	1:53.065	7	13.645	1:51.558	7	13.548	1:51.585
10	10.324	2:02.473	10	11.505	1:52.040	7	13.098	1:53.050	15	14.927	1:53.094	15	16.950	1:53.705
20	11.163	2:03.312	20	15.261	1:54.957	58	16.733	1:52.363	58	17.506	1:51.784	58	18.023	1:52.199
24	11.391	2:03.540	58	15.495	1:54.127	20	17.618	1:53.482	20	19.837	1:53.230	20	22.327	1:54.172
52	11.654	2:03.803	52	16.318	1:55.523	52	17.911	1:52.718	24	22.185	1:53.487	16	23.869	1:52.854
58	12.227	2:04.376	34	17.077	1:55.167	54	19.078	1:52.826	16	22.697	1:53.573	24	24.433	1:53.930
34	12.769	2:04.918	54	17.377	1:54.577	24	19.709	1:53.164	18	23.498	1:53.931	18	24.800	1:52.984
16	13.035	2:05.184	24	17.670	1:57.138	16	20.135	1:53.338	34	25.017	1:54.767	34	26.983	1:53.648
54	13.659	2:05.808	16	17.922	1:55.746	18	20.578	1:53.233	8	25.398	1:53.448	8	27.362	1:53.646
33	14.072	2:06.221	33	18.319	1:55.106	34	21.261	1:55.309	52	26.260	1:59.360P	51	27.830	1:53.684
53	14.337	2:06.486	18	18.470	1:54.762	51	21.569	1:53.847	51	25.828	1:55.270	33	34.961	1:56.480
18	14.567	2:06.716	53	18.702	1:55.224	53	22.364	1:54.787	19	29.360	1:56.167	53	35.328	1:57.330
19	15.082	2:07.231	51	18.847	1:54.114	33	22.365	1:55.171	53	29.680	1:58.327	19	35.664	1:57.986
5	15.375	2:07.524	19	19.194	1:54.971	8	22.961	1:54.661	33	30.163	1:58.809	57	36.014	1:57.223
51	15.592	2:07.741	8	19.425	1:53.238	30	23.534	1:54.917	57	30.473	1:56.419	30	58.512	1:53.338
30	15.928	2:08.077	30	19.742	1:54.673	19	24.204	1:56.135	30	56.856	2:24.333			
57	16.183	2:08.332	57	20.645	1:55.321	57	25.065	1:55.545						
4	16.511	2:08.660												
8	17.046	2:09.195												
3	47.764	2:39.913P												
23	1:02.114	2:54.263P												

Weather/Track: Cloudy 14°/Dry 18°

2006 FIA World Touring Car Championship LAP CHART - RACE 2

(contd.)

Lap 6			Lap 7			Lap 8			Lap 9			Lap 10		
No	Behind	Laptime	No	Behind	Laptime	No	Behind	Laptime	No	Behind	Laptime	No	Behind	Laptime
1		1:51.733	1		1:51.605	1		1:51.893	1		1:51.790	1		1:51.986
9	1.287	1:51.594	9	1.203	1:51.521	42	2.009	1:52.269	42	2.372	1:52.153	42	1.876	1:51.490
42	1.826	1:51.313	42	1.633	1:51.412	9	2.776	1:53.466	9	3.222	1:52.236	9	3.237	1:52.001
11	3.714	1:52.162	11	4.448	1:52.339	11	4.767	1:52.212	11	5.534	1:52.557	11	5.689	1:52.141
2	8.971	1:52.010	2	9.202	1:51.836	2	9.488	1:52.179	2	10.050	1:52.352	2	10.212	1:52.148
12	11.428	1:52.851	12	12.362	1:52.539	12	12.819	1:52.350	10	14.028	1:52.735	10	14.380	1:52.338
6	11.765	1:52.114	10	12.928	1:52.465	10	13.083	1:52.048	12	14.425	1:53.396	12	14.969	1:52.530
10	12.068	1:51.785	6	13.916	1:53.756	6	13.814	1:51.791	6	15.071	1:53.047	7	16.091	1:52.175
31	13.071	1:52.395	31	14.791	1:53.325	7	15.312	1:52.192	7	15.902	1:52.380	6	16.925	1:53.840
7	13.871	1:52.056	7	15.013	1:52.747	31	16.366	1:53.468	31	17.567	1:52.991	31	18.356	1:52.775
58	18.697	1:52.407	58	19.388	1:52.296	58	20.284	1:52.789	58	21.109	1:52.615	58	21.778	1:52.655
15	19.614	1:54.397	15	21.516	1:53.507	15	23.384	1:53.761	15	25.622	1:54.028	15	27.262	1:53.626
20	24.259	1:53.665	20	26.403	1:53.749	16	28.402	1:53.372	16	29.692	1:53.080	16	30.870	1:53.164
16	24.954	1:52.818	16	26.923	1:53.574	20	29.157	1:54.647	8	31.445	1:53.489	8	31.571	1:52.112
18	26.465	1:53.398	18	27.659	1:52.799	18	29.479	1:53.713	18	31.928	1:54.239	18	32.941	1:52.999
8	28.349	1:52.720	8	28.840	1:52.096	8	29.746	1:52.799	20	32.370	1:55.003	20	35.041	1:54.657
51	30.309	1:54.212	51	32.414	1:53.710	51	34.458	1:53.937	51	36.461	1:53.793	51	37.609	1:53.134
53	39.499	1:55.904	53	43.044	1:55.150	53	46.361	1:55.210	53	49.554	1:54.983	53	52.595	1:55.027
57	40.666	1:56.385	57	44.649	1:55.588	57	48.714	1:55.958	57	53.291	1:56.367	57	58.029	1:56.724
19	43.167	1:59.236	19	47.804	1:56.242	19	52.575	1:56.664	19	57.027	1:56.242	19	1:00.354	1:55.313
34	54.583	2:19.333	34	58.289	1:55.311	34	1:00.949	1:54.553	34	1:03.731	1:54.572	34	1:06.516	1:54.771
30	1:00.507	1:53.728	30	1:02.613	1:53.711	30	1:04.309	1:53.589	30	1:05.895	1:53.376	30	1:07.003	1:53.094
33	1:03.867	2:20.639	33	1:07.231	1:54.969	33	1:10.217	1:54.879	33	1:13.967	1:55.540	33	1:18.658	1:56.677

Weather/Track: Cloudy 14°/Dry 18°

2006 FIA World Touring Car Championship LAP CHART - RACE 2

(contd.)

Lap 11			Lap 12			Lap 13			Lap 14			Lap 15		
No	Behind	Laptime	No	Behind	Laptime	No	Behind	Laptime	No	Behind	Laptime	No	Behind	Laptime
1		1:51.708	1		1:51.625									
42	1.486	1:51.318	42	0.906	1:51.045									
9	3.317	1:51.788	9	3.603	1:51.911									
11	6.854	1:52.873	11	8.080	1:52.851									
2	10.868	1:52.364	2	11.700	1:52.457									
10	14.720	1:52.048	10	15.197	1:52.102									
12	15.883	1:52.622	12	16.901	1:52.643									
7	17.281	1:52.898	7	17.441	1:51.785									
6	17.888	1:52.671	6	21.267	1:55.004									
31	19.789	1:53.141	31	21.876	1:53.712									
58	22.461	1:52.391	58	24.141	1:53.305									
15	29.163	1:53.609	15	31.654	1:54.116									
8	31.778	1:51.915	8	32.390	1:52.237									
16	32.647	1:53.485	16	34.365	1:53.343									
18	34.495	1:53.262	18	36.699	1:53.829									
20	37.322	1:53.989	20	39.662	1:53.965									
51	39.044	1:53.143	51	40.556	1:53.137									
53	56.083	1:55.196	53	59.571	1:55.113									
57	1:02.570	1:56.249	19	1:07.020	1:55.241									
19	1:03.404	1:54.758	57	1:08.274	1:57.329									
30	1:08.255	1:52.960	30	1:09.154	1:52.524									
34	1:10.185	1:55.377	34	1:14.680	1:56.120									
33	1:22.002	1:55.052	33	1:26.814	1:56.437									

Weather/Track: Cloudy 14°/Dry 18°