BLANCPAIN ENDURANCE SERIES

# CIRCUIT PAUL RICARD

LE PLUS BEAU PLATEAU GT D'EUROPE
EST DE RETOUR DANS LE VAR !

## 20-21 JUIN 2015

ULTRACAR SPORTS CLUB

GT SPORTS CLUB

LAMBORGHINI BLANCPAIN SUPER TROFEO

WWW.BLANCPAIN-GT-SERIES.COM

WWW.CIRCUITPAULRICARD.COM

# Blancpain Endurance Series

## Result List Bronze Test

Provisional

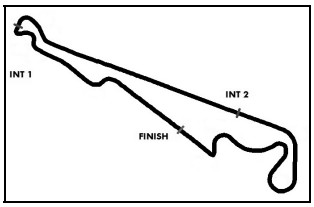


Circuit Paul Ricard Short, Length: 5791 m
Air temperature: 24.7°C
Track temperature: 24.3°C
Weather condition: Dry

Friday 19.6.2015 10:00

**started : 37** **classified : 37** **not classified : 0**

| | Nr. | Drivers | Team | Lap | Best Time | Gap | Diff | Kph | Day Time |
|---|---|---|---|---|---|---|---|---|---|
| | Cl. | Car | Entrant | | | | | | |
| 1 | 77 | Abreu/Fraga/Jimenez | **BMW Sports Trophy Team Brasil** | 20 | **1:58.621** | | | 175,7 | 10:56:46 |
| | PRO | BMW Z4 | BMW Sports Trophy Team Brasil | | | | | | |
| 2 | 11 | **Broniszewski**/Lyons/Bonacini | **Kessel Racing** | 8 | **1:59.802** | 1.181 | 1.181 | 174,0 | 10:21:59 |
| | PAM | Ferrari 458 Italia | Kessel Racing | | | | | | |
| 3 | 32 | **Wilson**/Leonard/Meadows | **Leonard Motorsport AMR** | 18 | **1:59.887** | 1.266 | 0.085 | 173,9 | 10:49:16 |
| | PAM | Aston Martin Vantage GT3 | Aston Martin Racing | | | | | | |
| 4 | 18 | Morley/**Johnston**/Engel | **Black Falcon** | 19 | **2:00.173** | 1.552 | 0.286 | 173,5 | 10:48:58 |
| | PAM | Mercedes SLS AMG GT3 | Black Falcon | | | | | | |
| 5 | 100 | Hedman/**Kemenater**/Julian | **DragonSpeed** | 17 | **2:00.203** | 1.582 | 0.030 | 173,4 | 10:47:51 |
| | PAM | Ferrari 458 Italia | DragonSpeed | | | | | | |
| 6 | 24 | Simonsen/**Loggie**/Westwood | **Team Parker Racing** | 23 | **2:00.309** | 1.688 | 0.106 | 173,3 | 10:55:55 |
| | AM | Audi R8 LMS Ultra | Team Parker Racing LTD | | | | | | |
| 7 | 51 | Guedes/Cameron/Griffin | **AF Corse** | 21 | **2:00.333** | 1.712 | 0.024 | 173,2 | 10:59:57 |
| | PAM | Ferrari 458 Italia | AF Corse | | | | | | |
| 8 | 15 | Ojjeh/**Grötz** | **Boutsen Ginion** | 14 | **2:00.404** | 1.783 | 0.071 | 173,1 | 10:36:34 |
| | AM | BMW Z4 | Boutsen Ginion | | | | | | |
| 9 | 79 | Modell/**McCaig**/Bryant | **Ecurie Ecosse** | 14 | **2:00.557** | 1.936 | 0.153 | 172,9 | 10:43:30 |
| | PAM | BMW Z4 | Alasdair McCaig | | | | | | |
| 10 | 41 | Vannelet/**Guibbert**/Santamato | **Sport Garage** | 15 | **2:00.566** | 1.945 | 0.009 | 172,9 | 11:01:55 |
| | PAM | Ferrari 458 Italia | Gilles Vannelet | | | | | | |
| 11 | 25 | Mancini/Birzhin/**Mastronardi** | **Glorax Racing** | 5 | **2:00.806** | 2.185 | 0.240 | 172,6 | 10:12:07 |
| | AM | Ferrari 458 Italia | Glorax Racing Suisse | | | | | | |
| 12 | 111 | Earle/**Talbot**/Zanuttini | **Kessel Racing** | 8 | **2:00.881** | 2.260 | 0.075 | 172,5 | 10:20:39 |
| | AM | Ferrari 458 Italia | Kessel Racing | | | | | | |
| 13 | 53 | **Potolicchio**/Perazzini/Cioci | **AF Corse** | 12 | **2:00.917** | 2.296 | 0.036 | 172,4 | 10:28:16 |
| | PAM | Ferrari 458 Italia | AF Corse | | | | | | |
| 14 | 16 | **Barthez**/Pons | **Akka ASP** | 12 | **2:00.982** | 2.361 | 0.065 | 172,3 | 10:32:10 |
| | AM | Ferrari 458 Italia | Akka ASP | | | | | | |
| 15 | 14 | **Frey**/Gardel/Barth | **Emil Frey Racing** | 15 | **2:01.022** | 2.401 | 0.040 | 172,3 | 10:58:04 |
| | PAM | Emil Frey G3 Jaguar | Emil Frey Racing | | | | | | |
| 16 | 50 | Moiseev/Kondakov/**Ragazzi** | **AF Corse** | 23 | **2:01.023** | 2.402 | 0.001 | 172,3 | 10:59:14 |
| | AM | Ferrari 458 Italia | AF Corse | | | | | | |
| 17 | 6 | **Thong**/Lee/Winkelhock | **Phoenix Racing** | 12 | **2:01.081** | 2.460 | 0.058 | 172,2 | 10:32:19 |
| | PRO | Audi R8 LMS Ultra | Phoenix Racing | | | | | | |
| 18 | 56 | Häring/**Konstantinou**/Schmickler | **Attempto Racing** | 8 | **2:01.376** | 2.755 | 0.295 | 171,8 | 10:17:44 |
| | AM | Porsche 997 GT3 R | Attempto Racing | | | | | | |
| 19 | 22 | Sanchez/Paletou/Shulzhitskiy | **Nissan GT Academy Team RJN** | 7 | **2:01.408** | 2.787 | 0.032 | 171,7 | 10:28:55 |
| | PAM | Nissan GT-R Nismo GT3 | Nissan GT Academy Team RJN | | | | | | |
| 20 | 12 | **Dermont**/Hassid/Perera | **TDS Racing** | 16 | **2:01.562** | 2.941 | 0.154 | 171,5 | 10:46:10 |
| | PAM | BMW Z4 | TDS Racing | | | | | | |
| 21 | 17 | **Andersen**/Jensen | **Insight Racing Denmark** | 21 | **2:01.695** | 3.074 | 0.133 | 171,3 | 10:59:29 |
| | PAM | Ferrari 458 Italia | Insightracing dk | | | | | | |
| 22 | 52 | **De Leener**/Sbirrazzuoli | **AF Corse** | 18 | **2:01.754** | 3.133 | 0.059 | 171,2 | 10:57:26 |
| | PAM | Ferrari 458 Italia | AF Corse | | | | | | |
| 23 | 55 | Ramos/Thurner/**Gitlin** | **Attempto Racing** | 12 | **2:01.768** | 3.147 | 0.014 | 171,2 | 10:31:20 |
| | PRO | McLaren 650 S GT3 | Attempto Racing | | | | | | |
| 24 | 66 | **Parrow**/Schwager/Kaffer | **Black Pearl Racing by Rinaldi** | 17 | **2:01.879** | 3.258 | 0.111 | 171,1 | 10:48:36 |
| | PRO | Ferrari 458 Italia | Black Pearl Racing by Rinaldi | | | | | | |
| 25 | 10 | Beaubelique/**Ricci**/Badey | **Akka ASP** | 11 | **2:01.903** | 3.282 | 0.024 | 171,0 | 10:29:29 |
| | AM | Ferrari 458 Italia | Akka ASP | | | | | | |

# Blancpain Endurance Series

## Result List Bronze Test

**Provisional**

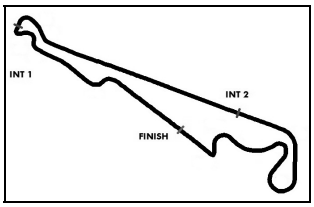


**Circuit Paul Ricard Short, Length: 5791 m**
**Air temperature: 24.7°C**
**Track temperature: 24.3°C**
**Weather condition: Dry**

**Friday 19.6.2015 10:00**

**started : 37 classified : 37 not classified : 0**

| | Nr. / Cl. | Drivers / Car | Team / Entrant | Lap | Best Time | Gap | Diff | Kph | Day Time |
|---|---|---|---|---|---|---|---|---|---|
| **26** | 4 | **Koebolt**/Bottemanne/Schothorst | **Team WRT** | 16 | **2:01.973** | 3.352 | 0.070 | 170,9 | 10:39:52 |
| | PAM | Audi R8 LMS Ultra | Team WRT | | | | | | |
| **27** | 888 | Osborne/**Mowle**/Ratcliffe | **Triple 888 Racing** | 16 | **2:01.987** | 3.366 | 0.014 | 170,9 | 10:45:51 |
| | PAM | BMW Z4 | Triple 888 Racing | | | | | | |
| **28** | 78 | **Matchitski**/Sardarov | **Team Russia by Barwell** | 9 | **2:02.162** | 3.541 | 0.175 | 170,7 | 10:46:13 |
| | AM | BMW Z4 | Team Russia by Barwell | | | | | | |
| **29** | 70 | Karachev/**Vasilyev**/Asmer | **GT Russian Team Viatti** | 17 | **2:02.490** | 3.869 | 0.328 | 170,2 | 10:42:46 |
| | PAM | Mercedes SLS AMG GT3 | GT Russian Team Viatti | | | | | | |
| **30** | 49 | Blank/Bachelier/**Mallegol** | **AF Corse** | 6 | **2:02.516** | 3.895 | 0.026 | 170,2 | 10:21:26 |
| | AM | Ferrari 458 Italia | AF Corse | | | | | | |
| **31** | 34 | Mattschull/**Ehret**/van der Zande | **Car Collection Motorsport** | 14 | **2:02.591** | 3.970 | 0.075 | 170,1 | 10:36:10 |
| | PAM | Mercedes SLS AMG GT3 | Car Collection Motorsport | | | | | | |
| **32** | 30 | **Kelders**/Hirschi/Hirschi | **Classic & Modern Racing** | 12 | **2:03.331** | 4.710 | 0.740 | 169,0 | 10:29:49 |
| | PAM | BMW Z4 | Pierre Hirschi | | | | | | |
| **33** | 42 | Debs/Mislin/**Mardini** | **Sport Garage** | 4 | **2:03.335** | 4.714 | 0.004 | 169,0 | 10:10:58 |
| | AM | Ferrari 458 Italia | Sport Garage | | | | | | |
| **34** | 28 | Bordet/Viron/**Orgeval** | **Delahaye Racing Team** | 15 | **2:03.588** | 4.967 | 0.253 | 168,7 | 10:40:06 |
| | AM | Porsche 997 GT3 R | Pierre Etienne Bordet | | | | | | |
| **35** | 48 | **Lanting**/van Glabeke/Soenen | **AF Corse** | 4 | **2:03.626** | 5.005 | 0.038 | 168,6 | 10:10:24 |
| | AM | Ferrari 458 Italia | AF Corse | | | | | | |
| **36** | 36 | Buffin/**Cabannes**/Lallemant | **Sainteloc** | 6 | **2:06.477** | 7.856 | 2.851 | 164,8 | 10:13:55 |
| | AM | Audi R8 LMS Ultra | Sainteloc Junior Team | | | | | | |
| **37** | 54 | Alvarez/Borches/Yazbil | **Attempto Racing** | 6 | **2:11.662** | 13.041 | 5.185 | 158,3 | 10:33:02 |
| | PAM | McLaren 650 S GT3 | Attempto Racing | | | | | | |

**Subject to final scrutineering!**

Publications Time: Clerk of the course: Time Keeping:

# Blancpain Endurance Series

## Result List - Class Bronze Test

Provisional

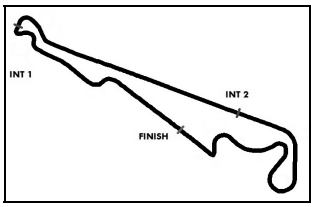


Circuit Paul Ricard Short, Length: 5791 m
Air temperature: 24.7°C
Track temperature: 24.3°C
Weather condition: Dry

Friday 19.6.2015 10:00

**started : 37** **classified : 37** **not classified : 0**

| Nr. | Drivers / Car | Team / Competitor | Lap | Best Time | Gap | Diff | Kph | Day Time |
|---|---|---|---|---|---|---|---|---|
| **CLASS: AM CUP** | | | | | | | | |
| **Started: 14** | **Classified: 14** | **Not Classified: 0** | | | | | | |
| 1 | 24 Simonsen/**Loggie**/Westwood<br>Audi R8 LMS Ultra | **Team Parker Racing**<br>Team Parker Racing LTD | 23 | **2:00.309** | | | 173,3 | 10:55:55 |
| 2 | 15 Ojjeh/**Grötz**<br>BMW Z4 | **Boutsen Ginion**<br>Boutsen Ginion | 14 | **2:00.404** | 0.095 | 0.095 | 173,1 | 10:36:34 |
| 3 | 25 Mancini/Birzhin/**Mastronardi**<br>Ferrari 458 Italia | **Glorax Racing**<br>Glorax Racing Suisse | 5 | **2:00.806** | 0.497 | 0.402 | 172,6 | 10:12:07 |
| 4 | 111 Earle/**Talbot**/Zanuttini<br>Ferrari 458 Italia | **Kessel Racing**<br>Kessel Racing | 8 | **2:00.881** | 0.572 | 0.075 | 172,5 | 10:20:39 |
| 5 | 16 **Barthez**/Pons<br>Ferrari 458 Italia | **Akka ASP**<br>Akka ASP | 12 | **2:00.982** | 0.673 | 0.101 | 172,3 | 10:32:10 |
| 6 | 50 Moiseev/Kondakov/**Ragazzi**<br>Ferrari 458 Italia | **AF Corse**<br>AF Corse | 23 | **2:01.023** | 0.714 | 0.041 | 172,3 | 10:59:14 |
| 7 | 56 Häring/**Konstantinou**/Schmickler<br>Porsche 997 GT3 R | **Attempto Racing**<br>Attempto Racing | 8 | **2:01.376** | 1.067 | 0.353 | 171,8 | 10:17:44 |
| 8 | 10 Beaubelique/**Ricci**/Badey<br>Ferrari 458 Italia | **Akka ASP**<br>Akka ASP | 11 | **2:01.903** | 1.594 | 0.527 | 171,0 | 10:29:29 |
| 9 | 78 **Matchitski**/Sardarov<br>BMW Z4 | **Team Russia by Barwell**<br>Team Russia by Barwell | 9 | **2:02.162** | 1.853 | 0.259 | 170,7 | 10:46:13 |
| 10 | 49 Blank/Bachelier/**Mallegol**<br>Ferrari 458 Italia | **AF Corse**<br>AF Corse | 6 | **2:02.516** | 2.207 | 0.354 | 170,2 | 10:21:26 |
| 11 | 42 Debs/Mislin/**Mardini**<br>Ferrari 458 Italia | **Sport Garage**<br>Sport Garage | 4 | **2:03.335** | 3.026 | 0.819 | 169,0 | 10:10:58 |
| 12 | 28 Bordet/Viron/**Orgeval**<br>Porsche 997 GT3 R | **Delahaye Racing Team**<br>Pierre Etienne Bordet | 15 | **2:03.588** | 3.279 | 0.253 | 168,7 | 10:40:06 |
| 13 | 48 **Lanting**/van Glabeke/Soenen<br>Ferrari 458 Italia | **AF Corse**<br>AF Corse | 4 | **2:03.626** | 3.317 | 0.038 | 168,6 | 10:10:24 |
| 14 | 36 Buffin/**Cabannes**/Lallemant<br>Audi R8 LMS Ultra | **Sainteloc**<br>Sainteloc Junior Team | 6 | **2:06.477** | 6.168 | 2.851 | 164,8 | 10:13:55 |
| **CLASS: PRO-AM CUP** | | | | | | | | |
| **Started: 19** | **Classified: 19** | **Not Classified: 0** | | | | | | |
| 1 | 11 **Broniszewski**/Lyons/Bonacini<br>Ferrari 458 Italia | **Kessel Racing**<br>Kessel Racing | 8 | **1:59.802** | | | 174,0 | 10:21:59 |
| 2 | 32 **Wilson**/Leonard/Meadows<br>Aston Martin Vantage GT3 | **Leonard Motorsport AMR**<br>Aston Martin Racing | 18 | **1:59.887** | 0.085 | 0.085 | 173,9 | 10:49:16 |
| 3 | 18 Morley/**Johnston**/Engel<br>Mercedes SLS AMG GT3 | **Black Falcon**<br>Black Falcon | 19 | **2:00.173** | 0.371 | 0.286 | 173,5 | 10:48:58 |
| 4 | 100 Hedman/**Kemenater**/Julian<br>Ferrari 458 Italia | **DragonSpeed**<br>DragonSpeed | 17 | **2:00.203** | 0.401 | 0.030 | 173,4 | 10:47:51 |
| 5 | 51 Guedes/Cameron/Griffin<br>Ferrari 458 Italia | **AF Corse**<br>AF Corse | 21 | **2:00.333** | 0.531 | 0.130 | 173,2 | 10:59:57 |
| 6 | 79 Modell/**McCaig**/Bryant<br>BMW Z4 | **Ecurie Ecosse**<br>Alasdair McCaig | 14 | **2:00.557** | 0.755 | 0.224 | 172,9 | 10:43:30 |
| 7 | 41 Vannelet/**Guibbert**/Santamato<br>Ferrari 458 Italia | **Sport Garage**<br>Gilles Vannelet | 15 | **2:00.566** | 0.764 | 0.009 | 172,9 | 11:01:55 |
| 8 | 53 **Potolicchio**/Perazzini/Cioci<br>Ferrari 458 Italia | **AF Corse**<br>AF Corse | 12 | **2:00.917** | 1.115 | 0.351 | 172,4 | 10:28:16 |
| 9 | 14 **Frey**/Gardel/Barth<br>Emil Frey G3 Jaguar | **Emil Frey Racing**<br>Emil Frey Racing | 15 | **2:01.022** | 1.220 | 0.105 | 172,3 | 10:58:04 |

# Blancpain Endurance Series

## Result List - Class Bronze Test

Provisional

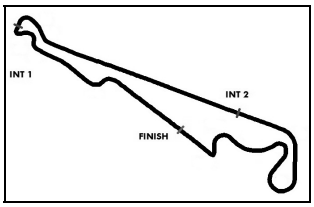


Circuit Paul Ricard Short, Length: 5791 m
Air temperature: 24.7°C
Track temperature: 24.3°C
Weather condition: Dry

Friday 19.6.2015 10:00

**started : 37** **classified : 37** **not classified : 0**

| | Nr. | Drivers<br>Car | Team<br>Competitor | Lap | Best Time | Gap | Diff | Kph | Day Time |
|---|---|---|---|---|---|---|---|---|---|
| 10 | 22 | Sanchez/Paletou/Shulzhitskiy<br>Nissan GT-R Nismo GT3 | **Nissan GT Academy Team RJN**<br>Nissan GT Academy Team RJN | 7 | **2:01.408** | 1.606 | 0.386 | 171,7 | 10:28:55 |
| 11 | 12 | **Dermont**/Hassid/Perera<br>BMW Z4 | **TDS Racing**<br>TDS Racing | 16 | **2:01.562** | 1.760 | 0.154 | 171,5 | 10:46:10 |
| 12 | 17 | **Andersen**/Jensen<br>Ferrari 458 Italia | **Insight Racing Denmark**<br>Insightracing dk | 21 | **2:01.695** | 1.893 | 0.133 | 171,3 | 10:59:29 |
| 13 | 52 | **De Leener**/Sbirrazzuoli<br>Ferrari 458 Italia | **AF Corse**<br>AF Corse | 18 | **2:01.754** | 1.952 | 0.059 | 171,2 | 10:57:26 |
| 14 | 4 | **Koebolt**/Bottemanne/Schothorst<br>Audi R8 LMS Ultra | **Team WRT**<br>Team WRT | 16 | **2:01.973** | 2.171 | 0.219 | 170,9 | 10:39:52 |
| 15 | 888 | Osborne/**Mowle**/Ratcliffe<br>BMW Z4 | **Triple 888 Racing**<br>Triple 888 Racing | 16 | **2:01.987** | 2.185 | 0.014 | 170,9 | 10:45:51 |
| 16 | 70 | Karachev/**Vasilyev**/Asmer<br>Mercedes SLS AMG GT3 | **GT Russian Team Viatti**<br>GT Russian Team Viatti | 17 | **2:02.490** | 2.688 | 0.503 | 170,2 | 10:42:46 |
| 17 | 34 | Mattschull/**Ehret**/van der Zande<br>Mercedes SLS AMG GT3 | **Car Collection Motorsport**<br>Car Collection Motorsport | 14 | **2:02.591** | 2.789 | 0.101 | 170,1 | 10:36:10 |
| 18 | 30 | **Kelders**/Hirschi/Hirschi<br>BMW Z4 | **Classic & Modern Racing**<br>Pierre Hirschi | 12 | **2:03.331** | 3.529 | 0.740 | 169,0 | 10:29:49 |
| 19 | 54 | Alvarez/Borches/Yazbil<br>McLaren 650 S GT3 | **Attempto Racing**<br>Attempto Racing | 6 | **2:11.662** | 11.860 | 8.331 | 158,3 | 10:33:02 |

**CLASS: PRO CUP**

**Started: 4** **Classified: 4** **Not Classified: 0**

| | | | | | | | | | |
|---|---|---|---|---|---|---|---|---|---|
| 1 | 77 | Abreu/Fraga/Jimenez<br>BMW Z4 | **BMW Sports Trophy Team Brasil**<br>BMW Sports Trophy Team Brasil | 20 | **1:58.621** | | | 175,7 | 10:56:46 |
| 2 | 6 | **Thong**/Lee/Winkelhock<br>Audi R8 LMS Ultra | **Phoenix Racing**<br>Phoenix Racing | 12 | **2:01.081** | 2.460 | 2.460 | 172,2 | 10:32:19 |
| 3 | 55 | Ramos/Thurner/**Gitlin**<br>McLaren 650 S GT3 | **Attempto Racing**<br>Attempto Racing | 12 | **2:01.768** | 3.147 | 0.687 | 171,2 | 10:31:20 |
| 4 | 66 | **Parrow**/Schwager/Kaffer<br>Ferrari 458 Italia | **Black Pearl Racing by Rinaldi**<br>Black Pearl Racing by Rinaldi | 17 | **2:01.879** | 3.258 | 0.111 | 171,1 | 10:48:36 |

**Subject to final scrutineering!**

Publications Time: Clerk of the course: Time Keeping:

# Blancpain Endurance Series

## Lap analysis Bronze Test

Provisional

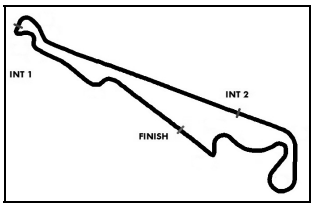


Circuit Paul Ricard Short, Length: 5791 m
Air temperature: 24.7°C
Track temperature: 24.3°C
Weather condition: Dry

Friday 19.6.2015 10:00

# Lap analysis: Bronze Test

**4** Koebolt, NLD/ Bottemanne, FRA/ Schothorst, NLD , **theoretical besttime: 2:01.716**

| Lap | Time | SE1 | SP1 | SE2 | SP2 | SE3 | SP3 | Lap | Time | SE1 | SP1 | SE2 | SP2 | SE3 | SP3 |
|---|---|---|---|---|---|---|---|---|---|---|---|---|---|---|---|
| 1 | 4:57.065 | 3:27.390 | 91 | 32.310 | 268 | 57.365 | 379 | 14 | 2:02.690 | 37.525 | 101 | 30.758 | 271 | 54.407 | 191 |
| 2 | 2:07.405 | 40.676 | 91 | 31.224 | 273 | 55.505 | 191 | 15 | 2:02.169 | ***36.946*** | 102 | 30.680 | 272 | 54.543 | 190 |
| 3 | 2:04.105 | 38.370 | 101 | 30.881 | 272 | 54.854 | 191 | 16 | ***2:01.973*** | 37.015 | 100 | 30.665 | 272 | 54.293 | 192 |
| 4 | 2:02.845 | 37.406 | 102 | 30.756 | 271 | 54.683 | 190 | 17 | 2:13.146 | 37.292 | 98 | 30.972 | 271 | 1:04.882 | |
| 5 | 2:03.490 | 37.941 | 99 | 30.786 | 271 | 54.763 | 390 | 18 | 3:12.979 | 1:46.834 | 98 | 30.923 | 271 | 55.222 | 191 |
| 6 | 2:03.616 | 37.944 | 99 | 30.754 | 273 | 54.918 | ***394*** | 19 | 2:02.264 | 37.038 | 100 | 30.710 | 269 | 54.516 | 192 |
| 7 | 2:02.976 | 37.737 | 101 | 30.789 | 273 | 54.450 | 388 | 20 | 2:02.284 | 36.988 | 101 | 30.726 | 269 | 54.570 | 391 |
| 8 | 2:05.411 | 37.330 | ***104*** | 31.758 | 273 | 56.323 | 191 | 21 | 2:02.512 | 37.255 | 102 | 30.829 | 270 | 54.428 | 393 |
| 9 | 2:16.748 | 37.730 | 102 | 30.827 | ***276*** | 1:08.191 | | 22 | 2:06.616 | 37.384 | 98 | 31.527 | 271 | 57.705 | 189 |
| 10 | 5:51.569 | 4:25.215 | 100 | 30.844 | 272 | 55.510 | 189 | 23 | 2:05.201 | 37.062 | 99 | 30.871 | 270 | 57.268 | 190 |
| 11 | 2:03.217 | 37.512 | 102 | 30.998 | 271 | 54.707 | 188 | 24 | 2:02.653 | 37.072 | 98 | 30.975 | 269 | 54.606 | 392 |
| 12 | 2:02.123 | 37.157 | 101 | 30.838 | 271 | ***54.128*** | 190 | 25 | 2:03.242 | 37.559 | 100 | 30.703 | 271 | 54.980 | 189 |
| 13 | 2:04.622 | 37.028 | 103 | 32.139 | 271 | 55.455 | 190 | 26 | 2:13.511 | 37.305 | 102 | ***30.642*** | 271 | 1:05.564 | |

**6** Thong, CHN/ Lee, CHN/ Winkelhock, DEU , **theoretical besttime: 2:00.812**

| Lap | Time | SE1 | SP1 | SE2 | SP2 | SE3 | SP3 | Lap | Time | SE1 | SP1 | SE2 | SP2 | SE3 | SP3 |
|---|---|---|---|---|---|---|---|---|---|---|---|---|---|---|---|
| 1 | 4:41.548 | 3:00.020 | 97 | 32.772 | 266 | 1:08.756 | | 13 | 2:11.920 | 36.724 | 99 | 30.600 | 276 | 1:04.596 | |
| 2 | 4:00.414 | 2:30.372 | 83 | 32.649 | 207 | 57.393 | 188 | 14 | 6:16.102 | 4:49.979 | 98 | 31.144 | 271 | 54.979 | 189 |
| 3 | 2:02.507 | 37.149 | 100 | 31.072 | 271 | 54.286 | 391 | 15 | 2:02.691 | 36.694 | 99 | 31.417 | 270 | 54.580 | 189 |
| 4 | 2:01.996 | 36.999 | 100 | 30.616 | 273 | 54.381 | 191 | 16 | 2:03.350 | 36.529 | 100 | 32.480 | 270 | 54.341 | ***393*** |
| 5 | 2:03.947 | 37.004 | 100 | 30.944 | 273 | 55.999 | 187 | 17 | 2:03.078 | 36.867 | 99 | ***30.562*** | 277 | 55.649 | 388 |
| 6 | 2:12.916 | 36.818 | 99 | 30.716 | 275 | 1:05.382 | | 18 | 2:03.266 | 36.842 | 99 | 30.613 | 273 | 55.811 | 190 |
| 7 | 5:01.627 | 3:35.895 | ***101*** | 31.419 | 272 | 54.313 | 389 | 19 | 2:01.499 | 36.575 | 99 | 30.755 | 271 | 54.169 | 389 |
| 8 | 2:05.879 | 38.932 | 82 | 31.943 | 270 | 55.004 | 189 | 20 | 2:12.712 | 36.840 | 100 | 30.894 | 272 | 1:04.978 | |
| 9 | 2:02.368 | 37.400 | 92 | 30.959 | 273 | 54.009 | 387 | 21 | 4:41.531 | 3:11.695 | 90 | 32.320 | 255 | 57.516 | 190 |
| 10 | 2:02.629 | 37.034 | 100 | 30.586 | 276 | 55.009 | 393 | 22 | 2:01.748 | ***36.515*** | 99 | 30.584 | 273 | 54.649 | 188 |
| 11 | 2:01.367 | 36.895 | 100 | 30.563 | ***278*** | 53.909 | 187 | 23 | 2:02.055 | 36.731 | 97 | 30.814 | 271 | 54.510 | 190 |
| 12 | ***2:01.081*** | 36.756 | 99 | 30.590 | 276 | ***53.735*** | 390 | 24 | 2:14.046 | 36.946 | ***101*** | 31.499 | 271 | 1:05.601 | |

**10** Beaubelique, FRA/ Ricci, FRA/ Badey, FRA , **theoretical besttime: 2:01.201**

| Lap | Time | SE1 | SP1 | SE2 | SP2 | SE3 | SP3 | Lap | Time | SE1 | SP1 | SE2 | SP2 | SE3 | SP3 |
|---|---|---|---|---|---|---|---|---|---|---|---|---|---|---|---|
| 1 | 3:07.914 | 1:23.462 | 82 | 37.784 | 215 | 1:06.668 | 188 | 12 | 2:14.790 | 36.770 | 100 | 30.734 | 278 | 1:07.286 | |
| 2 | 2:32.484 | 41.574 | 89 | 31.609 | ***280*** | 1:19.301 | | 13 | 8:42.735 | 7:15.046 | 96 | 30.887 | 276 | 56.802 | 190 |
| 3 | 5:36.821 | 4:10.620 | 94 | 31.220 | 276 | 54.981 | 192 | 14 | 2:02.340 | 37.064 | ***103*** | 30.468 | 277 | 54.808 | 189 |
| 4 | 2:04.696 | 37.247 | 100 | 30.988 | 279 | 56.461 | 191 | 15 | 2:05.242 | 37.813 | 97 | 30.693 | ***280*** | 56.736 | 190 |
| 5 | 2:03.007 | 37.142 | 99 | 30.740 | 279 | 55.125 | 192 | 16 | 2:12.659 | 36.826 | 101 | ***30.192*** | 278 | 1:05.641 | |
| 6 | 2:02.601 | ***36.745*** | 97 | 30.944 | 277 | 54.912 | ***396*** | 17 | 5:39.877 | 4:10.896 | 99 | 30.914 | 276 | 58.067 | 189 |
| 7 | 2:04.521 | 38.192 | 93 | 30.960 | 276 | 55.369 | 395 | 18 | 2:03.940 | 37.598 | 88 | 30.696 | 277 | 55.646 | 192 |
| 8 | 2:16.613 | 37.231 | 91 | 30.973 | ***280*** | 1:08.409 | | 19 | 2:03.458 | 36.908 | 93 | 30.565 | 277 | 55.985 | 192 |
| 9 | 3:34.858 | 2:08.515 | 101 | 31.687 | 277 | 54.656 | 191 | 20 | 2:03.843 | 36.930 | 103 | 30.802 | 278 | 56.111 | 188 |
| 10 | 2:03.577 | 37.513 | 100 | 30.835 | ***280*** | 55.229 | 192 | 21 | 2:04.329 | 37.225 | 100 | 31.182 | 277 | 55.922 | 191 |
| 11 | ***2:01.903*** | 36.933 | 99 | 30.706 | 277 | ***54.264*** | 191 | 22 | 2:26.769 | 38.319 | 97 | 31.363 | 276 | 1:17.087 | |

**11** Broniszewski, POL/ Lyons, GBR/ Bonacini, ITA , **theoretical besttime: 1:59.503**

| Lap | Time | SE1 | SP1 | SE2 | SP2 | SE3 | SP3 | Lap | Time | SE1 | SP1 | SE2 | SP2 | SE3 | SP3 |
|---|---|---|---|---|---|---|---|---|---|---|---|---|---|---|---|
| 1 | 4:01.272 | 2:32.741 | 99 | 30.998 | ***281*** | 57.533 | 192 | 7 | 1:59.913 | 36.305 | 102 | 29.959 | 280 | 53.649 | 195 |
| 2 | 2:13.063 | 37.196 | 99 | 30.320 | ***281*** | 1:05.547 | | 8 | ***1:59.802*** | 36.124 | ***106*** | 29.989 | ***281*** | 53.689 | 195 |
| 3 | 5:41.811 | 4:17.315 | 101 | 30.171 | ***281*** | 54.325 | 194 | 9 | 2:21.120 | 36.133 | 100 | 29.917 | ***281*** | 1:15.070 | |
| 4 | 2:00.315 | 36.390 | 102 | ***29.838*** | 280 | 54.087 | 195 | 10 | 6:37.745 | 5:12.883 | 102 | 29.971 | ***281*** | 54.891 | ***196*** |
| 5 | 2:02.049 | 37.371 | 99 | 31.090 | ***281*** | ***53.588*** | 195 | 11 | 2:05.800 | ***36.077*** | 103 | 30.131 | 280 | 59.592 | 194 |
| 6 | 2:00.509 | 36.478 | 96 | 30.047 | ***281*** | 53.984 | 195 | 12 | 2:15.917 | 37.872 | 77 | 31.475 | 267 | 1:06.570 | |

**12** Dermont, FRA/ Hassid, FRA/ Perera, FRA , **theoretical besttime: 2:01.254**

| Lap | Time | SE1 | SP1 | SE2 | SP2 | SE3 | SP3 | Lap | Time | SE1 | SP1 | SE2 | SP2 | SE3 | SP3 |
|---|---|---|---|---|---|---|---|---|---|---|---|---|---|---|---|
| 1 | 2:41.408 | 1:13.512 | 94 | 31.576 | 272 | 56.320 | 190 | 10 | 2:03.228 | 37.168 | 96 | 30.747 | 272 | 55.313 | 193 |
| 2 | 2:03.496 | 37.340 | 92 | 30.860 | 271 | 55.296 | 191 | 11 | 2:03.421 | 36.699 | 97 | 30.742 | 273 | 55.980 | 193 |
| 3 | 2:03.265 | 37.072 | 95 | 30.524 | 272 | 55.669 | 191 | 12 | 2:03.442 | 36.980 | 94 | 30.809 | 273 | 55.653 | 192 |
| 4 | 2:02.837 | 36.798 | 91 | 30.514 | 272 | 55.525 | 192 | 13 | 2:03.115 | 37.500 | 94 | 30.536 | 273 | 55.079 | 192 |
| 5 | 2:02.229 | 36.684 | 97 | 30.550 | 273 | 54.995 | 192 | 14 | 2:17.724 | 40.600 | 89 | 31.562 | 273 | 1:05.562 | |
| 6 | 2:01.851 | 36.498 | 92 | ***30.407*** | 273 | 54.946 | 192 | 15 | 12:41.986 | 11:16.419 | 94 | 30.810 | 272 | 54.757 | 192 |
| 7 | 2:13.739 | 37.067 | 97 | 30.423 | 271 | 1:06.249 | | 16 | ***2:01.562*** | 36.347 | 96 | 30.651 | ***274*** | ***54.564*** | ***193*** |
| 8 | 3:41.980 | 2:12.956 | 95 | 31.696 | 273 | 57.328 | 191 | 17 | 2:38.257 | ***36.283*** | ***99*** | 30.463 | 273 | 1:31.511 | |

# Blancpain Endurance Series

## Lap analysis Bronze Test

Provisional

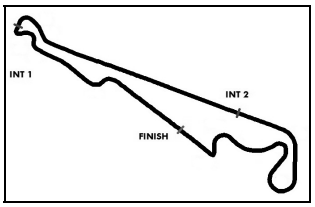


Circuit Paul Ricard Short, Length: 5791 m
Air temperature: 24.7°C
Track temperature: 24.3°C
Weather condition: Dry

Friday 19.6.2015 10:00

# Lap analysis: Bronze Test

| Lap | Time | SE1 | SP1 | SE2 | SP2 | SE3 | SP3 | Lap | Time | SE1 | SP1 | SE2 | SP2 | SE3 | SP3 |
|---|---|---|---|---|---|---|---|---|---|---|---|---|---|---|---|
| 9 | 2:04.774 | 38.241 | 96 | 31.114 | 273 | 55.419 | 191 | | | | | | | | |

**14** Frey, CHE/ Gardel, CHE/ Barth, CHE , **theoretical besttime: 2:00.848**

| | | | | | | | | | | | | | | | |
|---|---|---|---|---|---|---|---|---|---|---|---|---|---|---|---|
| 1 | 6:09.100 | 1:25.480 | 83 | 35.252 | 239 | 4:08.368 | | 10 | 2:01.995 | 36.634 | 101 | 30.552 | 278 | 54.809 | 193 |
| 2 | 2:36.476 | 1:00.724 | 95 | 33.453 | 243 | 1:02.299 | 192 | 11 | 3:30.620 | 37.033 | 102 | 30.336 | 277 | 2:23.251 | |
| 3 | 2:15.998 | 41.559 | 83 | 35.014 | 238 | 59.425 | 193 | 12 | 2:21.782 | 56.758 | 101 | 30.342 | 275 | 54.682 | 193 |
| 4 | 2:08.092 | 38.264 | 99 | 30.956 | 275 | 58.872 | 193 | 13 | 2:03.175 | 37.156 | 104 | 31.506 | 274 | 54.513 | 193 |
| 5 | 2:05.309 | 38.570 | 102 | 30.512 | 276 | 56.227 | 192 | 14 | 2:01.446 | 36.653 | ***106*** | 30.224 | 277 | 54.569 | 193 |
| 6 | 22:04.677 | 40.121 | 86 | 32.807 | 259 | 20:51.749 | | 15 | ***2:01.022*** | ***36.347*** | 103 | 30.268 | 276 | ***54.407*** | ***194*** |
| 7 | 2:32.263 | 1:00.431 | 98 | 32.911 | 257 | 58.921 | 176 | 16 | 2:03.027 | 36.843 | 100 | ***30.094*** | ***281*** | 56.090 | 192 |
| 8 | 2:08.766 | 39.214 | 103 | 32.461 | 248 | 57.091 | 192 | 17 | | 39.343 | 94 | 52.719 | 88 | | |
| 9 | 2:03.101 | 37.486 | 102 | 30.391 | 278 | 55.224 | 192 | | | | | | | | |

**15** Ojjeh, SAU/ Grötz, LUX , , **theoretical besttime: 2:00.221**

| | | | | | | | | | | | | | | | |
|---|---|---|---|---|---|---|---|---|---|---|---|---|---|---|---|
| 1 | 3:04.080 | 1:08.157 | 83 | 40.122 | 237 | 1:15.801 | | 14 | ***2:00.404*** | ***36.258*** | 97 | 30.401 | 271 | 53.745 | 192 |
| 2 | 4:46.005 | 3:18.002 | 93 | 31.640 | 266 | 56.363 | 188 | 15 | 2:11.877 | 36.529 | 99 | 30.324 | 273 | 1:05.024 | |
| 3 | 2:08.173 | 40.468 | 93 | 31.491 | 267 | 56.214 | 191 | 16 | 5:28.215 | 4:00.497 | 88 | 31.039 | 269 | 56.679 | 190 |
| 4 | 2:09.291 | 40.877 | 93 | 31.642 | 267 | 56.772 | 191 | 17 | 2:02.826 | 37.148 | 99 | 30.928 | 269 | 54.750 | 191 |
| 5 | 2:20.590 | 38.884 | 99 | 30.978 | 267 | 1:10.728 | | 18 | 2:03.966 | 37.042 | 89 | 30.978 | 267 | 55.946 | 190 |
| 6 | 3:52.453 | 2:25.598 | 99 | 31.712 | 265 | 55.143 | 190 | 19 | 2:03.189 | 36.985 | 95 | 31.057 | 267 | 55.147 | 191 |
| 7 | 2:14.822 | 37.775 | 100 | 31.242 | 268 | 1:05.805 | | 20 | 2:04.359 | 37.088 | 96 | 30.907 | 267 | 56.364 | 191 |
| 8 | 3:36.602 | 2:09.897 | 93 | 32.002 | 270 | 54.703 | 192 | 21 | 2:05.613 | 38.243 | 97 | 31.055 | 267 | 56.315 | 191 |
| 9 | 2:02.770 | 37.230 | 99 | 31.641 | 271 | 53.899 | ***193*** | 22 | 2:04.163 | 38.311 | 94 | 30.791 | 269 | 55.061 | 190 |
| 10 | 2:15.066 | 36.574 | 98 | ***30.304*** | ***274*** | 1:08.188 | 180 | 23 | 2:03.651 | 37.345 | 97 | 30.924 | 268 | 55.382 | 190 |
| 11 | 2:02.399 | 38.275 | ***101*** | 30.329 | 273 | 53.795 | 189 | 24 | 2:03.016 | 37.185 | 96 | 31.028 | 266 | 54.803 | 191 |
| 12 | 2:00.497 | 36.285 | ***101*** | 30.486 | 271 | 53.726 | 190 | 25 | 2:16.169 | 37.363 | 92 | 31.068 | 266 | 1:07.738 | |
| 13 | 2:00.585 | 36.522 | 100 | 30.404 | 272 | ***53.659*** | 191 | | | | | | | | |

**16** Barthez, FRA/ Pons, FRA , , **theoretical besttime: 1:59.890**

| | | | | | | | | | | | | | | | |
|---|---|---|---|---|---|---|---|---|---|---|---|---|---|---|---|
| 1 | 3:00.176 | 1:16.494 | 91 | 40.462 | 187 | 1:03.220 | 151 | 14 | 2:13.489 | 36.713 | 100 | 30.514 | 279 | 1:06.262 | |
| 2 | 2:12.376 | 41.121 | 98 | 34.564 | 221 | 56.691 | 193 | 15 | 3:23.720 | 1:58.167 | 93 | 31.494 | 278 | 54.059 | 396 |
| 3 | 2:03.705 | 37.323 | 96 | 30.709 | ***280*** | 55.673 | 192 | 16 | 2:01.371 | 37.553 | 98 | 30.457 | 279 | ***53.361*** | 400 |
| 4 | 2:01.031 | 36.874 | 97 | 30.296 | ***280*** | 53.861 | 192 | 17 | 2:01.453 | 36.547 | 95 | 30.335 | 279 | 54.571 | 192 |
| 5 | 2:01.054 | 36.741 | 95 | 30.295 | ***280*** | 54.018 | 193 | 18 | 2:09.489 | 42.860 | 88 | 32.691 | ***280*** | 53.938 | 194 |
| 6 | 2:02.839 | 37.306 | 99 | 30.304 | 278 | 55.229 | 393 | 19 | 2:01.476 | 36.629 | 99 | 30.191 | 279 | 54.656 | 192 |
| 7 | 2:20.398 | 37.101 | 100 | 30.197 | ***280*** | 1:13.100 | | 20 | 2:01.863 | ***36.344*** | 99 | 30.445 | 279 | 55.074 | 381 |
| 8 | 8:19.145 | 6:47.128 | 96 | 32.057 | 278 | 59.960 | 194 | 21 | 2:15.593 | 38.109 | 94 | 31.417 | ***280*** | 1:06.067 | |
| 9 | 2:04.296 | 37.244 | 103 | 32.141 | 279 | 54.911 | 195 | 22 | 4:25.340 | 2:57.113 | 101 | 30.891 | 277 | 57.336 | 195 |
| 10 | 2:02.190 | 36.901 | 98 | 30.320 | ***280*** | 54.969 | 195 | 23 | 2:04.188 | 37.240 | 99 | 30.856 | 278 | 56.092 | ***403*** |
| 11 | 2:01.429 | 36.616 | ***103*** | 30.355 | ***280*** | 54.458 | 194 | 24 | 2:01.947 | 37.053 | 101 | 30.447 | 278 | 54.447 | 194 |
| 12 | ***2:00.982*** | 36.511 | 101 | ***30.185*** | ***280*** | 54.286 | 194 | 25 | 2:19.006 | 36.861 | 102 | 30.877 | 273 | 1:11.268 | |
| 13 | 2:03.898 | 37.804 | 100 | 31.173 | 278 | 54.921 | 195 | | | | | | | | |

**17** Andersen, DNK/ Jensen, DNK , , **theoretical besttime: 2:01.133**

| | | | | | | | | | | | | | | | |
|---|---|---|---|---|---|---|---|---|---|---|---|---|---|---|---|
| 1 | 4:20.768 | 2:49.987 | 93 | 33.406 | 252 | 57.375 | 194 | 13 | 6:56.895 | 5:31.136 | 100 | 31.145 | 281 | 54.614 | 194 |
| 2 | 2:06.884 | 39.460 | 96 | 31.750 | 281 | 55.674 | 194 | 14 | 2:02.161 | 37.143 | 98 | 30.341 | 279 | 54.677 | 194 |
| 3 | 2:01.763 | 37.048 | ***102*** | 30.348 | 281 | ***54.367*** | 194 | 15 | 2:02.231 | 36.733 | 100 | 30.694 | 280 | 54.804 | 195 |
| 4 | 2:04.050 | 36.897 | 100 | 31.339 | 281 | 55.814 | 194 | 16 | 2:02.607 | 36.711 | 99 | 30.804 | 281 | 55.092 | 195 |
| 5 | 2:02.137 | 36.951 | 98 | 30.647 | 280 | 54.539 | 195 | 17 | 2:13.165 | 36.812 | 97 | 30.544 | 278 | 1:05.809 | |
| 6 | 2:15.189 | ***36.545*** | 101 | 30.516 | 281 | 1:08.128 | | 18 | 7:31.689 | 6:05.809 | 93 | 30.999 | 279 | 54.881 | 195 |
| 7 | 5:15.627 | 3:49.982 | 91 | 30.760 | 280 | 54.885 | 194 | 19 | 2:02.368 | 37.066 | 97 | 30.469 | ***281*** | 54.833 | 195 |
| 8 | 2:03.208 | 37.098 | 98 | 30.949 | 266 | 55.161 | 195 | 20 | 2:01.838 | 36.549 | 100 | 30.468 | 278 | 54.821 | 195 |
| 9 | 2:04.896 | 36.817 | 100 | 32.431 | 279 | 55.648 | 195 | 21 | ***2:01.695*** | 36.709 | 101 | ***30.221*** | 278 | 54.765 | 194 |
| 10 | 2:03.758 | 38.207 | 100 | 30.510 | 280 | 55.041 | 195 | 22 | 2:01.847 | 36.827 | 99 | 30.265 | 277 | 54.755 | ***196*** |
| 11 | 2:03.990 | 37.661 | 98 | 30.655 | 279 | 55.674 | 195 | 23 | 2:21.240 | 37.112 | 98 | 30.494 | 278 | 1:13.634 | |
| 12 | 2:12.126 | 36.917 | 99 | 30.540 | 281 | 1:04.669 | | | | | | | | | |

# Blancpain Endurance Series

## Lap analysis Bronze Test

Provisional

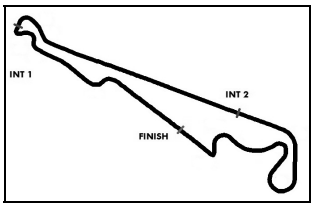


Circuit Paul Ricard Short, Length: 5791 m
Air temperature: 24.7°C
Track temperature: 24.3°C
Weather condition: Dry

Friday 19.6.2015 10:00

# Lap analysis: Bronze Test

**18** Morley, GBR/ Johnston, USA/ Engel, DEU , **theoretical besttime: 2:00.173**

| Lap | Time | SE1 | SP1 | SE2 | SP2 | SE3 | SP3 | Lap | Time | SE1 | SP1 | SE2 | SP2 | SE3 | SP3 |
|---|---|---|---|---|---|---|---|---|---|---|---|---|---|---|---|
| 1 | 2:29.790 | 1:03.187 | 92 | 30.896 | 278 | 55.707 | 191 | 13 | 4:48.973 | 3:23.994 | 95 | 30.563 | 281 | 54.416 | 192 |
| 2 | 2:02.741 | 37.484 | 101 | 30.251 | 281 | 55.006 | 192 | 14 | 2:00.815 | 36.182 | 101 | 30.298 | 281 | 54.335 | 193 |
| 3 | 2:03.534 | 38.019 | 95 | 30.067 | 282 | 55.448 | 193 | 15 | 2:30.208 | 51.662 | 89 | 32.862 | 275 | 1:05.684 | |
| 4 | 2:12.317 | 37.219 | 100 | 30.222 | 283 | 1:04.876 | | 16 | 3:26.826 | 2:01.094 | ***105*** | 30.985 | 277 | 54.747 | 193 |
| 5 | 4:34.471 | 3:05.572 | 97 | 31.536 | 273 | 57.363 | 192 | 17 | 2:01.754 | 36.546 | 100 | 30.086 | 281 | 55.122 | 193 |
| 6 | 2:03.530 | 37.460 | 96 | 30.652 | 282 | 55.418 | 194 | 18 | 2:01.274 | 36.524 | 101 | 30.060 | 283 | 54.690 | ***195*** |
| 7 | 2:02.214 | 36.840 | 99 | 30.442 | 285 | 54.932 | 194 | 19 | ***2:00.173*** | ***36.040*** | 98 | ***29.861*** | 284 | ***54.272*** | 193 |
| 8 | 2:13.153 | 37.425 | 97 | 30.590 | 283 | 1:05.138 | | 20 | 2:10.366 | 36.139 | 97 | 30.220 | 278 | 1:04.007 | |
| 9 | 4:10.306 | 2:44.678 | 101 | 30.667 | 281 | 54.961 | 192 | 21 | 5:07.591 | 3:40.226 | 103 | 30.037 | 281 | 57.328 | 193 |
| 10 | 2:01.710 | 36.687 | 97 | 30.479 | 283 | 54.544 | 194 | 22 | 2:01.259 | 36.607 | 96 | 30.120 | 281 | 54.532 | 192 |
| 11 | 2:01.229 | 36.404 | 97 | 30.074 | 286 | 54.751 | 193 | 23 | 2:03.722 | 36.503 | 98 | 30.350 | 283 | 56.869 | 193 |
| 12 | 2:12.895 | 36.883 | 96 | 30.211 | ***286*** | 1:05.801 | | 24 | 2:16.751 | 38.083 | 99 | 30.555 | 283 | 1:08.113 | |

**22** Sanchez, MEX/ Paletou, FRA/ Shulzhitskiy, RUS , **theoretical besttime: 2:00.856**

| Lap | Time | SE1 | SP1 | SE2 | SP2 | SE3 | SP3 | Lap | Time | SE1 | SP1 | SE2 | SP2 | SE3 | SP3 |
|---|---|---|---|---|---|---|---|---|---|---|---|---|---|---|---|
| 1 | 5:09.409 | 3:42.229 | 94 | 30.996 | 271 | 56.184 | 193 | 8 | 2:01.552 | 36.856 | ***97*** | 30.135 | 281 | 54.561 | 195 |
| 2 | 2:02.182 | 37.160 | 95 | 30.236 | 276 | 54.786 | 194 | 9 | 4:57.856 | ***36.728*** | 94 | 30.260 | ***282*** | 3:50.868 | |
| 3 | 2:01.728 | 37.272 | 96 | 30.403 | 276 | ***54.053*** | 195 | 10 | 2:25.274 | 58.458 | 86 | 30.883 | 279 | 55.933 | 193 |
| 4 | 13:07.949 | 46.393 | 66 | 38.877 | 215 | 11:42.679 | | 11 | 2:02.927 | 36.884 | 95 | 30.964 | 277 | 55.079 | 192 |
| 5 | 2:30.455 | 59.829 | 92 | 33.101 | 250 | 57.525 | 195 | 12 | 2:01.554 | 36.856 | 95 | 30.322 | 279 | 54.376 | 194 |
| 6 | 2:01.973 | 36.902 | 93 | 30.532 | 281 | 54.539 | ***196*** | 13 | | 38.395 | 95 | 30.643 | 277 | | |
| 7 | ***2:01.408*** | 36.885 | 95 | ***30.075*** | 278 | 54.448 | 196 | | | | | | | | |

**24** Simonsen, DNK/ Loggie, GBR/ Westwood, GBR , **theoretical besttime: 2:00.212**

| Lap | Time | SE1 | SP1 | SE2 | SP2 | SE3 | SP3 | Lap | Time | SE1 | SP1 | SE2 | SP2 | SE3 | SP3 |
|---|---|---|---|---|---|---|---|---|---|---|---|---|---|---|---|
| 1 | 4:18.963 | 1:28.638 | 84 | 32.879 | 246 | 2:17.446 | | 15 | 2:36.189 | 1:08.359 | 93 | 31.211 | 273 | 56.619 | 188 |
| 2 | 2:29.603 | 1:00.073 | 92 | 31.176 | 272 | 58.354 | 189 | 16 | 2:05.172 | 37.615 | 98 | 30.865 | 271 | 56.692 | 187 |
| 3 | 2:06.256 | 38.038 | 96 | 31.055 | 273 | 57.163 | 189 | 17 | 2:03.279 | 37.155 | 98 | 30.813 | 271 | 55.311 | 387 |
| 4 | 2:05.348 | 37.260 | 94 | 30.912 | 275 | 57.176 | 191 | 18 | 2:02.687 | 37.231 | 100 | 30.820 | 271 | 54.636 | 192 |
| 5 | 2:06.345 | 38.177 | 95 | 30.966 | 273 | 57.202 | 187 | 19 | 2:01.756 | 36.457 | 99 | 30.584 | 272 | 54.715 | 190 |
| 6 | 3:58.466 | 38.019 | 96 | 30.880 | 272 | 2:49.567 | | 20 | 2:01.458 | 36.724 | 96 | 30.601 | 272 | 54.133 | 190 |
| 7 | 2:25.061 | 59.204 | 97 | 30.867 | 273 | 54.990 | 191 | 21 | 2:01.983 | 37.392 | 99 | 30.540 | 273 | 54.051 | 191 |
| 8 | 2:03.102 | 36.742 | 98 | 30.617 | ***278*** | 55.743 | 185 | 22 | 2:03.198 | 37.220 | 96 | 30.668 | 273 | 55.310 | 190 |
| 9 | 2:03.195 | 36.823 | 98 | 30.649 | 276 | 55.723 | 188 | 23 | ***2:00.309*** | 36.283 | 100 | ***30.397*** | 276 | ***53.629*** | ***394*** |
| 10 | 2:03.282 | 37.500 | 91 | 30.788 | 276 | 54.994 | 187 | 24 | 2:02.223 | 36.719 | 99 | 30.585 | 275 | 54.919 | 393 |
| 11 | 2:04.614 | 36.890 | 88 | 30.551 | 277 | 57.173 | 188 | 25 | 2:02.034 | 36.860 | ***102*** | 30.481 | 277 | 54.693 | 189 |
| 12 | 2:02.566 | 36.779 | 98 | 30.599 | 273 | 55.188 | 189 | 26 | 2:01.129 | ***36.186*** | 96 | 30.481 | 276 | 54.462 | 190 |
| 13 | 2:01.435 | 36.493 | 93 | 30.488 | 276 | 54.454 | 189 | 27 | | 36.399 | 94 | 30.556 | 276 | | |
| 14 | 5:10.840 | 36.511 | 96 | 30.594 | 275 | 4:03.735 | | | | | | | | | |

**25** Mancini, ITA/ Birzhin, RUS/ Mastronardi, ITA , **theoretical besttime: 1:59.962**

| Lap | Time | SE1 | SP1 | SE2 | SP2 | SE3 | SP3 | Lap | Time | SE1 | SP1 | SE2 | SP2 | SE3 | SP3 |
|---|---|---|---|---|---|---|---|---|---|---|---|---|---|---|---|
| 1 | 3:47.697 | 2:10.346 | 96 | 37.404 | 214 | 59.947 | 193 | 14 | 2:02.988 | 36.616 | 95 | 30.814 | 281 | 55.558 | 193 |
| 2 | 2:06.316 | 39.799 | ***107*** | 30.808 | 281 | 55.709 | 195 | 15 | 4:58.484 | 37.076 | 99 | 30.576 | 279 | 3:50.832 | |
| 3 | 2:01.001 | 36.654 | 99 | 30.747 | 280 | ***53.600*** | ***196*** | 16 | 2:46.156 | 1:07.718 | 85 | 36.110 | 269 | 1:02.328 | 178 |
| 4 | 2:10.476 | 37.038 | 94 | 36.666 | 200 | 56.772 | 195 | 17 | 2:13.237 | 41.553 | 98 | 31.850 | 262 | 59.834 | 192 |
| 5 | ***2:00.806*** | ***36.208*** | 103 | 30.749 | ***281*** | 53.849 | 196 | 18 | 2:07.303 | 39.323 | 98 | 31.735 | 278 | 56.245 | 193 |
| 6 | 5:14.879 | 38.343 | 93 | 33.892 | 226 | 4:02.644 | | 19 | 2:05.873 | 38.497 | 100 | 31.352 | 277 | 56.024 | 192 |
| 7 | 2:29.810 | 59.019 | 92 | 31.714 | 230 | 59.077 | 192 | 20 | 2:04.931 | 38.107 | 99 | 31.087 | 278 | 55.737 | 191 |
| 8 | 2:04.712 | 37.809 | 94 | 31.983 | 279 | 54.920 | 193 | 21 | 2:04.485 | 37.850 | 99 | 31.041 | 278 | 55.594 | 192 |
| 9 | 2:02.210 | 37.089 | 99 | 30.255 | 280 | 54.866 | 193 | 22 | 2:04.057 | 37.683 | 98 | 30.885 | 278 | 55.489 | 192 |
| 10 | 2:01.602 | 36.711 | 98 | 30.596 | 280 | 54.295 | 194 | 23 | 2:03.785 | 37.477 | 97 | 30.713 | 278 | 55.595 | 192 |
| 11 | 2:23.933 | 37.347 | 94 | ***30.154*** | 280 | 1:16.432 | 192 | 24 | 2:08.072 | 37.510 | 99 | 30.653 | 278 | 59.909 | 191 |
| 12 | 2:02.683 | 37.096 | 97 | 30.463 | 280 | 55.124 | 191 | 25 | 2:04.171 | 38.050 | 98 | 30.548 | 279 | 55.573 | 192 |
| 13 | 2:10.382 | 37.149 | 96 | 30.467 | 279 | 1:02.766 | 194 | 26 | | 37.562 | 97 | 30.927 | 278 | | |

# Blancpain Endurance Series

## Lap analysis Bronze Test

Provisional

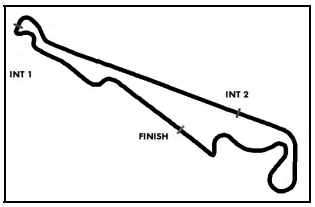


Circuit Paul Ricard Short, Length: 5791 m
Air temperature: 24.7°C
Track temperature: 24.3°C
Weather condition: Dry

Friday 19.6.2015 10:00

# Lap analysis: Bronze Test

**28** Bordet, FRA/ Viron, FRA/ Orgeval, FRA , **theoretical besttime: 2:03.476**

| Lap | Time | SE1 | SP1 | SE2 | SP2 | SE3 | SP3 | Lap | Time | SE1 | SP1 | SE2 | SP2 | SE3 | SP3 |
|---|---|---|---|---|---|---|---|---|---|---|---|---|---|---|---|
| 1 | 3:27.914 | 1:53.811 | 85 | 33.051 | 280 | 1:01.052 | 189 | 11 | 2:08.380 | 39.007 | 96 | 30.917 | ***285*** | 58.456 | 193 |
| 2 | 2:10.914 | 39.517 | 96 | 31.846 | 280 | 59.551 | 189 | 12 | 4:55.578 | 38.552 | 92 | 30.826 | 284 | 3:46.200 | |
| 3 | 2:07.836 | 38.978 | 94 | 30.780 | 282 | 58.078 | 190 | 13 | 2:35.772 | 1:07.523 | 90 | 31.583 | 282 | 56.666 | 194 |
| 4 | 2:09.670 | 39.931 | ***96*** | 31.255 | 281 | 58.484 | 191 | 14 | 2:04.672 | 38.518 | 96 | ***30.594*** | 283 | 55.560 | ***194*** |
| 5 | 2:09.234 | 40.260 | 92 | 30.976 | 282 | 57.998 | 192 | 15 | ***2:03.588*** | ***37.421*** | 93 | 30.706 | 283 | ***55.461*** | 193 |
| 6 | 5:05.147 | 38.608 | 92 | 31.008 | 281 | 3:55.531 | | 16 | 11:25.258 | 37.887 | 91 | 30.816 | 282 | 10:16.555 | |
| 7 | 2:40.263 | 1:06.568 | 89 | 33.222 | 283 | 1:00.473 | 185 | 17 | 2:52.722 | 1:02.380 | 72 | 42.739 | 180 | 1:07.603 | 166 |
| 8 | 2:09.567 | 39.779 | 92 | 31.761 | 283 | 58.027 | 192 | 18 | 2:29.760 | 44.445 | 91 | 40.193 | 161 | 1:05.122 | 180 |
| 9 | 2:08.574 | 38.547 | 96 | 30.909 | 283 | 59.118 | 193 | 19 | 2:18.720 | 44.359 | 95 | 33.215 | 238 | 1:01.146 | 188 |
| 10 | 2:08.688 | 39.000 | 88 | 31.529 | 276 | 58.159 | 194 | 20 | | 43.673 | 84 | 40.448 | 201 | | |

**30** Kelders, BEL/ Hirschi, CHE/ Hirschi, CHE , **theoretical besttime: 2:02.771**

| Lap | Time | SE1 | SP1 | SE2 | SP2 | SE3 | SP3 | Lap | Time | SE1 | SP1 | SE2 | SP2 | SE3 | SP3 |
|---|---|---|---|---|---|---|---|---|---|---|---|---|---|---|---|
| 1 | 3:40.767 | 2:09.885 | 90 | 32.400 | 267 | 58.482 | 189 | 10 | 2:04.561 | 37.817 | 94 | 31.081 | 269 | 55.663 | ***193*** |
| 2 | 2:06.193 | 38.993 | ***103*** | 31.156 | 268 | 56.044 | 190 | 11 | 2:04.792 | 37.652 | 100 | 30.656 | 268 | 56.484 | 192 |
| 3 | 2:04.264 | 38.160 | 101 | 30.877 | 269 | 55.227 | 191 | 12 | ***2:03.331*** | 37.485 | 100 | 30.735 | 269 | 55.111 | 191 |
| 4 | 4:56.780 | 38.080 | 102 | 31.029 | 267 | 3:47.671 | | 13 | 7:23.040 | 38.214 | 97 | 31.149 | 269 | 6:13.677 | |
| 5 | 2:27.640 | 1:01.062 | 101 | 30.840 | 267 | 55.738 | 191 | 14 | 2:30.820 | 1:01.585 | 92 | 32.386 | 259 | 56.849 | 192 |
| 6 | 2:04.345 | 38.466 | 101 | 30.867 | 269 | ***55.012*** | 192 | 15 | 2:05.561 | 38.315 | 101 | 30.858 | 267 | 56.388 | 192 |
| 7 | 2:06.353 | 37.553 | 102 | 30.909 | ***270*** | 57.891 | 192 | 16 | 2:04.259 | 37.647 | 95 | 30.753 | 269 | 55.859 | 191 |
| 8 | 2:04.024 | 37.848 | 102 | 30.872 | 269 | 55.304 | 192 | 17 | 2:03.955 | ***37.161*** | 99 | 31.133 | ***270*** | 55.661 | 192 |
| 9 | 2:05.355 | 37.669 | 101 | 30.659 | 269 | 57.027 | 192 | 18 | | 37.598 | 94 | ***30.598*** | 268 | | |

**32** Wilson, GBR/ Leonard, GBR/ Meadows, GBR , **theoretical besttime: 1:59.305**

| Lap | Time | SE1 | SP1 | SE2 | SP2 | SE3 | SP3 | Lap | Time | SE1 | SP1 | SE2 | SP2 | SE3 | SP3 |
|---|---|---|---|---|---|---|---|---|---|---|---|---|---|---|---|
| 1 | 2:49.901 | 1:18.332 | 95 | 32.214 | 269 | 59.355 | 187 | 14 | 2:00.486 | 36.277 | 101 | 30.286 | 276 | 53.923 | 191 |
| 2 | 2:04.735 | 38.508 | 100 | 30.920 | 275 | 55.307 | 188 | 15 | 2:00.712 | ***35.968*** | ***101*** | ***30.126*** | ***276*** | 54.618 | 192 |
| 3 | 2:04.340 | 37.477 | 99 | 31.566 | 274 | 55.297 | 188 | 16 | 2:00.834 | 36.928 | 96 | 30.342 | 276 | 53.564 | 191 |
| 4 | 2:02.666 | 37.302 | 100 | 30.578 | 275 | 54.786 | 190 | 17 | 2:00.326 | 36.274 | 97 | 30.197 | 275 | 53.855 | 192 |
| 5 | 2:03.107 | 37.174 | 101 | 30.525 | 275 | 55.408 | 191 | 18 | ***1:59.887*** | 36.340 | 101 | 30.336 | 275 | ***53.211*** | 191 |
| 6 | 2:03.616 | 37.249 | 99 | 30.535 | 275 | 55.832 | 191 | 19 | 2:04.580 | 36.448 | 100 | 30.380 | 274 | 57.752 | 192 |
| 7 | 9:20.421 | 38.695 | 98 | 32.279 | 245 | 8:09.447 | | 20 | 2:00.807 | 36.666 | 92 | 30.386 | 275 | 53.755 | 191 |
| 8 | 2:24.983 | 57.515 | 97 | 31.205 | 274 | 56.263 | 190 | 21 | 2:00.525 | 36.611 | 96 | 30.306 | 276 | 53.608 | 193 |
| 9 | 2:02.654 | 37.314 | 94 | 30.686 | 276 | 54.654 | 189 | 22 | 2:00.990 | 36.686 | 95 | 30.372 | 276 | 53.932 | ***193*** |
| 10 | 2:01.765 | 36.945 | 99 | 30.435 | 275 | 54.385 | 191 | 23 | 2:00.989 | 36.814 | 95 | 30.269 | 274 | 53.906 | 191 |
| 11 | 2:01.801 | 36.816 | 98 | 30.492 | 275 | 54.493 | 191 | 24 | 2:01.042 | 36.813 | 101 | 30.418 | 274 | 53.811 | 192 |
| 12 | 5:42.652 | 38.653 | 96 | 30.803 | 275 | 4:33.196 | | 25 | | 39.209 | 90 | 32.453 | 257 | | |
| 13 | 2:30.713 | 58.119 | 89 | 32.736 | 250 | 59.858 | 191 | | | | | | | | |

**34** Mattschull, DEU/ Ehret, DEU/ van der Zande, NLD , **theoretical besttime: 2:02.113**

| Lap | Time | SE1 | SP1 | SE2 | SP2 | SE3 | SP3 | Lap | Time | SE1 | SP1 | SE2 | SP2 | SE3 | SP3 |
|---|---|---|---|---|---|---|---|---|---|---|---|---|---|---|---|
| 1 | 3:35.275 | 1:50.720 | 84 | 40.261 | 222 | 1:04.294 | 174 | 12 | 2:03.045 | 37.275 | ***103*** | 30.544 | 279 | 55.226 | 193 |
| 2 | 2:15.363 | 42.855 | 90 | 33.658 | 252 | 58.850 | 182 | 13 | 2:03.840 | 37.320 | 102 | 30.468 | 281 | 56.052 | 192 |
| 3 | 2:10.386 | 39.808 | 89 | 32.507 | 279 | 58.071 | 189 | 14 | ***2:02.591*** | 37.225 | 98 | 30.456 | 281 | ***54.910*** | 192 |
| 4 | 2:06.072 | 38.500 | 96 | 31.123 | 277 | 56.449 | 191 | 15 | 2:29.980 | 37.014 | 99 | 30.360 | 281 | 1:22.606 | |
| 5 | 2:19.960 | 37.711 | 97 | 33.136 | 274 | 1:09.113 | | 16 | 6:05.851 | 4:29.432 | 78 | 33.789 | 272 | 1:02.630 | 191 |
| 6 | 4:58.026 | 3:31.100 | 97 | 30.682 | 283 | 56.244 | 190 | 17 | 2:12.482 | 39.755 | 89 | 31.974 | 276 | 1:00.753 | ***193*** |
| 7 | 2:03.010 | 37.212 | 93 | 30.474 | 280 | 55.324 | 192 | 18 | 2:11.209 | 40.111 | 86 | 32.305 | 273 | 58.793 | 191 |
| 8 | 2:02.861 | 37.073 | 99 | ***30.301*** | 281 | 55.487 | 191 | 19 | 2:12.412 | 39.944 | 92 | 32.016 | 273 | 1:00.452 | 191 |
| 9 | 2:04.369 | 37.424 | 100 | 30.585 | ***283*** | 56.360 | 189 | 20 | 2:10.884 | 39.433 | 90 | 32.259 | 274 | 59.192 | 190 |
| 10 | 2:16.259 | ***36.902*** | 96 | 30.620 | 279 | 1:08.737 | | 21 | 2:24.271 | 40.377 | 89 | 32.524 | 273 | 1:11.370 | |
| 11 | 4:08.584 | 2:41.870 | 96 | 30.823 | 281 | 55.891 | 191 | | | | | | | | |

**36** Buffin, FRA/ Cabannes, FRA/ Lallemant, FRA , **theoretical besttime: 2:06.134**

| Lap | Time | SE1 | SP1 | SE2 | SP2 | SE3 | SP3 | Lap | Time | SE1 | SP1 | SE2 | SP2 | SE3 | SP3 |
|---|---|---|---|---|---|---|---|---|---|---|---|---|---|---|---|
| 1 | 3:18.338 | 1:45.455 | 89 | 34.058 | 270 | 58.825 | 185 | 6 | ***2:06.477*** | 38.304 | ***99*** | ***31.686*** | 269 | 56.487 | 188 |
| 2 | 2:08.968 | 39.396 | 88 | 32.308 | 273 | 57.264 | 186 | 7 | 2:06.667 | 38.377 | 97 | 31.966 | 275 | ***56.324*** | ***190*** |
| 3 | 2:06.834 | 38.237 | 96 | 31.732 | 275 | 56.865 | 186 | 8 | 2:18.318 | 38.541 | 97 | 31.866 | 273 | 1:07.911 | |
| 4 | 2:07.152 | 38.530 | 95 | 31.735 | ***276*** | 56.887 | 187 | 9 | 6:38.061 | 4:23.508 | 82 | 36.952 | 263 | 1:37.601 | |
| 5 | 2:07.316 | ***38.124*** | 95 | 31.921 | 273 | 57.271 | 189 | 10 | 3:12.059 | 1:05.920 | 90 | 39.806 | 195 | 1:26.333 | |

# Blancpain Endurance Series

## Lap analysis Bronze Test

Provisional

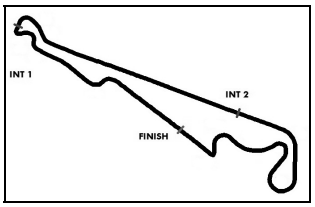


Circuit Paul Ricard Short, Length: 5791 m
Air temperature: 24.7°C
Track temperature: 24.3°C
Weather condition: Dry

Friday 19.6.2015 10:00

# Lap analysis: Bronze Test

### 41 Vannelet, FRA/ Guibbert, FRA/ Santamato, FRA , — theoretical besttime: 2:00.420

| Lap | Time | SE1 | SP1 | SE2 | SP2 | SE3 | SP3 | Lap | Time | SE1 | SP1 | SE2 | SP2 | SE3 | SP3 |
|---|---|---|---|---|---|---|---|---|---|---|---|---|---|---|---|
| 1 | 3:59.388 | 2:29.093 | 94 | 32.151 | 276 | 58.144 | 189 | 9 | 2:02.343 | 36.678 | 93 | 30.688 | ***279*** | 54.977 | 192 |
| 2 | 2:05.973 | 37.802 | 100 | 30.871 | 278 | 57.300 | 192 | 10 | 2:02.195 | 36.598 | 100 | 30.647 | ***279*** | 54.950 | 191 |
| 3 | 2:02.472 | 37.113 | ***103*** | 30.509 | 278 | 54.850 | 191 | 11 | 8:15.274 | 36.816 | 97 | 30.798 | 278 | 7:07.660 | |
| 4 | 2:02.363 | 36.506 | 102 | 30.643 | ***279*** | 55.214 | 190 | 12 | 2:22.639 | 56.892 | 97 | 30.872 | 277 | 54.875 | 194 |
| 5 | 2:02.650 | 37.056 | 99 | 30.642 | 277 | 54.952 | ***195*** | 13 | 2:04.540 | 36.489 | 100 | 31.476 | 275 | 56.575 | 194 |
| 6 | 24:19.224 | 36.748 | 102 | 30.969 | 278 | 23:11.507 | | 14 | 2:00.885 | ***36.278*** | 99 | ***30.306*** | 278 | 54.301 | 192 |
| 7 | 2:30.766 | 1:01.991 | 92 | 32.157 | 278 | 56.618 | 191 | 15 | ***2:00.566*** | 36.334 | 99 | 30.396 | ***279*** | ***53.836*** | 192 |
| 8 | 2:03.423 | 37.228 | 98 | 31.033 | 278 | 55.162 | 193 | 16 | | 36.148 | 99 | 30.314 | 278 | | |

### 42 Debs, FRA/ Mislin, FRA/ Mardini, FRA , — theoretical besttime: 2:03.107

| Lap | Time | SE1 | SP1 | SE2 | SP2 | SE3 | SP3 | Lap | Time | SE1 | SP1 | SE2 | SP2 | SE3 | SP3 |
|---|---|---|---|---|---|---|---|---|---|---|---|---|---|---|---|
| 1 | 4:15.912 | 2:22.237 | 81 | 45.374 | 209 | 1:08.301 | 179 | 11 | 2:04.532 | 38.065 | 97 | 30.855 | 279 | 55.612 | 191 |
| 2 | 2:23.227 | 43.513 | 88 | 36.749 | 225 | 1:02.965 | 188 | 12 | 2:06.405 | 38.084 | 90 | 32.357 | 279 | 55.964 | 191 |
| 3 | 2:14.850 | 42.066 | ***100*** | 30.943 | 279 | 1:01.841 | 191 | 13 | 2:06.268 | 38.971 | 95 | 30.919 | ***280*** | 56.378 | 190 |
| 4 | ***2:03.335*** | ***37.142*** | 95 | 30.743 | ***280*** | ***55.450*** | 192 | 14 | 5:29.923 | 38.601 | 96 | 30.872 | 278 | 4:20.450 | |
| 5 | 2:06.220 | 37.980 | 100 | 30.654 | 279 | 57.586 | 191 | 15 | 2:36.387 | 1:03.840 | 85 | 32.718 | 255 | 59.829 | 190 |
| 6 | 12:14.898 | 37.223 | 100 | ***30.515*** | 278 | 11:07.160 | | 16 | 2:09.426 | 40.118 | 91 | 31.735 | 278 | 57.573 | 191 |
| 7 | 5:46.730 | 57.654 | 86 | 30.774 | 279 | 4:18.302 | | 17 | 2:08.210 | 39.377 | 90 | 31.480 | 278 | 57.353 | ***193*** |
| 8 | 2:43.726 | 1:08.160 | 88 | 33.015 | 276 | 1:02.551 | 178 | 18 | 2:06.730 | 38.989 | 92 | 31.026 | 278 | 56.715 | 190 |
| 9 | 2:08.140 | 39.883 | 82 | 31.566 | 279 | 56.691 | 191 | 19 | 2:07.374 | 38.772 | 91 | 30.984 | 278 | 57.618 | 192 |
| 10 | 2:07.073 | 40.066 | 97 | 31.168 | ***280*** | 55.839 | 190 | 20 | | 38.707 | 93 | 31.003 | ***280*** | | |

### 48 Lanting, MCO/ van Glabeke, BEL/ Soenen, BEL , — theoretical besttime: 2:03.089

| Lap | Time | SE1 | SP1 | SE2 | SP2 | SE3 | SP3 | Lap | Time | SE1 | SP1 | SE2 | SP2 | SE3 | SP3 |
|---|---|---|---|---|---|---|---|---|---|---|---|---|---|---|---|
| 1 | 4:11.551 | 2:40.621 | 85 | 32.172 | 278 | 58.758 | 194 | 14 | 2:04.207 | 37.392 | 97 | ***30.514*** | 279 | 56.301 | 194 |
| 2 | 2:04.715 | 37.753 | 95 | 30.870 | 278 | 56.092 | 191 | 15 | 2:03.734 | ***37.106*** | | 30.797 | 279 | 55.831 | 191 |
| 3 | 2:04.214 | 37.590 | ***98*** | 30.780 | 278 | 55.844 | 193 | 16 | 2:17.857 | 37.633 | 82 | 30.736 | 279 | 1:09.488 | |
| 4 | ***2:03.626*** | 37.515 | 96 | 30.642 | 278 | ***55.469*** | 194 | 17 | 5:33.244 | 4:01.001 | 85 | 32.245 | 274 | 59.998 | 194 |
| 5 | 2:04.489 | 37.933 | ***98*** | 30.823 | 278 | 55.733 | 193 | 18 | 2:13.216 | 40.485 | 89 | 32.107 | 255 | 1:00.624 | 192 |
| 6 | 2:08.157 | 38.942 | 89 | 30.904 | 263 | 58.311 | 194 | 19 | 2:11.326 | 40.320 | 87 | 31.857 | ***280*** | 59.149 | 193 |
| 7 | 2:04.614 | 37.734 | 92 | 30.931 | 279 | 55.949 | 194 | 20 | 2:11.891 | 39.954 | 88 | 31.780 | 276 | 1:00.157 | 191 |
| 8 | 2:20.152 | 37.532 | 97 | 30.717 | 278 | 1:11.903 | | 21 | 2:10.443 | 39.662 | 91 | 31.750 | 277 | 59.031 | 194 |
| 9 | 5:16.925 | 3:43.935 | 79 | 34.314 | 277 | 58.676 | 192 | 22 | 2:12.544 | 40.888 | 92 | 32.106 | 278 | 59.550 | 194 |
| 10 | 2:08.691 | 39.040 | 95 | 31.284 | 279 | 58.367 | 193 | 23 | 2:12.107 | 38.956 | 83 | 32.249 | 279 | 1:00.902 | 192 |
| 11 | 2:06.657 | 38.148 | | 31.155 | ***280*** | 57.354 | ***196*** | 24 | 2:11.424 | 39.462 | 96 | 31.996 | 278 | 59.966 | 193 |
| 12 | 2:07.661 | 39.203 | 88 | 31.290 | 279 | 57.168 | 193 | 25 | 2:28.595 | 39.540 | 94 | 33.428 | 278 | 1:15.627 | |
| 13 | 2:05.340 | 37.721 | 95 | 30.866 | 278 | 56.753 | 192 | | | | | | | | |

### 49 Blank, ITA/ Bachelier, FRA/ Mallegol, FRA , — theoretical besttime: 2:01.873

| Lap | Time | SE1 | SP1 | SE2 | SP2 | SE3 | SP3 | Lap | Time | SE1 | SP1 | SE2 | SP2 | SE3 | SP3 |
|---|---|---|---|---|---|---|---|---|---|---|---|---|---|---|---|
| 1 | 6:41.122 | 5:12.563 | 93 | 31.658 | 276 | 56.901 | 192 | 12 | 2:06.988 | 38.744 | 93 | 31.357 | ***280*** | 56.887 | 193 |
| 2 | 2:35.532 | 38.279 | 97 | 31.022 | 279 | 1:26.231 | | 13 | 2:06.077 | 38.375 | 91 | 31.168 | 279 | 56.534 | 193 |
| 3 | 5:57.047 | 4:29.027 | 91 | 31.677 | 264 | 56.343 | 193 | 14 | 2:06.110 | 38.381 | 86 | 31.301 | 279 | 56.428 | 193 |
| 4 | 2:02.842 | 37.171 | 96 | 30.638 | 278 | 55.033 | 193 | 15 | 2:19.742 | 39.009 | 92 | 31.000 | 279 | 1:09.733 | |
| 5 | 2:07.100 | 38.829 | 96 | 30.559 | 278 | 57.712 | 195 | 16 | 4:21.375 | 2:54.094 | 100 | 31.146 | 278 | 56.135 | ***195*** |
| 6 | ***2:02.516*** | 37.192 | 99 | 30.474 | 277 | ***54.850*** | 193 | 17 | 2:03.132 | 37.229 | ***100*** | 30.552 | 278 | 55.351 | 195 |
| 7 | 2:16.228 | ***36.741*** | 92 | ***30.282*** | 278 | 1:09.205 | | 18 | 2:03.246 | 37.197 | ***100*** | 30.640 | 279 | 55.409 | 195 |
| 8 | 8:08.415 | 6:32.616 | 81 | 34.612 | 219 | 1:01.187 | 183 | 19 | 2:05.328 | 38.526 | 92 | 30.879 | 278 | 55.923 | 194 |
| 9 | 2:07.193 | 38.910 | 95 | 30.984 | 279 | 57.299 | 192 | 20 | 2:03.362 | 37.253 | 98 | 30.648 | 278 | 55.461 | 193 |
| 10 | 2:08.435 | 39.172 | 87 | 31.497 | 279 | 57.766 | 191 | 21 | 2:32.180 | 41.001 | 89 | 32.651 | 277 | 1:18.528 | |
| 11 | 2:06.523 | 38.362 | 91 | 31.590 | 279 | 56.571 | 193 | | | | | | | | |

### 50 Moiseev, RUS/ Kondakov, RUS/ Ragazzi, ITA , — theoretical besttime: 2:00.777

| Lap | Time | SE1 | SP1 | SE2 | SP2 | SE3 | SP3 | Lap | Time | SE1 | SP1 | SE2 | SP2 | SE3 | SP3 |
|---|---|---|---|---|---|---|---|---|---|---|---|---|---|---|---|
| 1 | 3:13.766 | 1:27.048 | 91 | 33.829 | 251 | 1:12.889 | | 14 | 2:11.115 | 40.010 | 88 | 32.371 | 278 | 58.734 | 190 |
| 2 | 4:03.884 | 2:26.824 | 97 | 31.491 | 277 | 1:05.569 | 192 | 15 | 2:12.813 | 40.576 | 81 | 31.880 | 278 | 1:00.357 | 190 |
| 3 | 2:05.292 | 37.696 | 98 | 30.923 | 278 | 56.673 | 192 | 16 | 2:13.828 | 40.830 | 80 | 32.350 | ***279*** | 1:00.648 | 191 |
| 4 | 2:04.369 | 37.251 | 95 | 30.689 | 278 | 56.429 | 192 | 17 | 2:13.941 | 39.613 | 89 | 32.303 | 278 | 1:02.025 | 186 |
| 5 | 2:05.177 | 37.660 | ***99*** | 30.869 | 278 | 56.648 | 192 | 18 | 2:27.367 | 40.243 | 87 | 31.583 | 273 | 1:15.541 | |
| 6 | 2:04.076 | 37.353 | 92 | 30.572 | 278 | 56.151 | 192 | 19 | 4:25.421 | 2:59.464 | 96 | 30.968 | 276 | 54.989 | ***194*** |
| 7 | 2:04.130 | 37.535 | 94 | 30.453 | 278 | 56.142 | 193 | 20 | 2:01.644 | 36.740 | 97 | 30.750 | 276 | ***54.154*** | 194 |
| 8 | 2:14.122 | 37.295 | 94 | 30.983 | 276 | 1:05.844 | | 21 | 2:01.219 | | 93 | 30.386 | 278 | 54.249 | 194 |

# Blancpain Endurance Series

## Lap analysis Bronze Test

Provisional

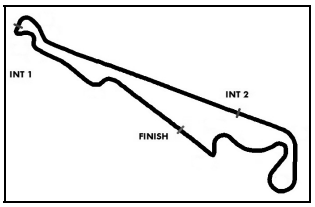


Circuit Paul Ricard Short, Length: 5791 m
Air temperature: 24.7°C
Track temperature: 24.3°C
Weather condition: Dry

Friday 19.6.2015 10:00

# Lap analysis: Bronze Test

| Lap | Time | SE1 | SP1 | SE2 | SP2 | SE3 | SP3 | Lap | Time | SE1 | SP1 | SE2 | SP2 | SE3 | SP3 |
|---|---|---|---|---|---|---|---|---|---|---|---|---|---|---|---|
| 9 | 6:34.059 | 5:00.690 | 87 | 32.483 | 276 | 1:00.886 | 188 | 22 | 2:01.094 | 36.757 | 97 | 30.160 | 278 | 54.177 | 194 |
| 10 | 2:15.678 | 41.203 | 76 | 32.167 | 277 | 1:02.308 | 190 | 23 | ***2:01.023*** | 36.618 | 97 | 30.186 | 278 | 54.219 | 194 |
| 11 | 2:14.422 | 40.308 | 91 | 32.265 | 277 | 1:01.849 | 188 | 24 | 2:01.199 | 36.883 | 95 | ***30.039*** | 278 | 54.277 | 194 |
| 12 | 2:13.115 | 41.306 | 92 | 31.410 | 276 | 1:00.399 | 191 | 25 | 2:22.893 | 36.653 | 97 | 31.542 | 272 | 1:14.698 | |
| 13 | 2:12.577 | 40.124 | 84 | 33.141 | 278 | 59.312 | 191 | | | | | | | | |

**51** Guedes, PRT/ Cameron, GBR/ Griffin, IRL , **theoretical besttime: 1:59.778**

| | | | | | | | | | | | | | | | |
|---|---|---|---|---|---|---|---|---|---|---|---|---|---|---|---|
| 1 | 10:59.674 | 9:25.137 | 92 | 32.139 | 281 | 1:02.398 | 189 | 12 | 2:14.744 | 36.463 | 99 | 30.326 | 282 | 1:07.955 | |
| 2 | 2:08.198 | 38.192 | 97 | 30.877 | 281 | 59.129 | 191 | 13 | 4:55.769 | 3:28.274 | 97 | 30.982 | 252 | 56.513 | 193 |
| 3 | 2:05.142 | 38.531 | 99 | 30.270 | 281 | 56.341 | 193 | 14 | 2:02.367 | 36.399 | 97 | 30.395 | 281 | 55.573 | 189 |
| 4 | 2:04.467 | 37.223 | 97 | 30.423 | 281 | 56.821 | 191 | 15 | 2:15.036 | 38.142 | 98 | 30.500 | 269 | 1:06.394 | |
| 5 | 2:03.090 | 37.016 | 99 | 30.316 | 281 | 55.758 | 192 | 16 | 4:22.108 | 2:55.407 | 70 | 32.137 | ***283*** | 54.564 | 194 |
| 6 | 2:20.720 | 38.086 | 99 | 30.513 | 282 | 1:12.121 | | 17 | 2:00.727 | 36.593 | 102 | 30.331 | ***283*** | ***53.803*** | 194 |
| 7 | 4:10.459 | 2:42.585 | 98 | 31.587 | 228 | 56.287 | 194 | 18 | 2:01.121 | 36.762 | 100 | 30.338 | 279 | 54.021 | 194 |
| 8 | 2:01.348 | 36.286 | 100 | 29.924 | 282 | 55.138 | 193 | 19 | 2:00.567 | 36.523 | 97 | 30.104 | 282 | 53.940 | ***195*** |
| 9 | 2:01.780 | 36.790 | 99 | 30.028 | 282 | 54.962 | 192 | 20 | 2:02.069 | ***36.132*** | ***104*** | 30.150 | 279 | 55.787 | 194 |
| 10 | 2:05.074 | 36.364 | 103 | 30.095 | ***283*** | 58.615 | 193 | 21 | ***2:00.333*** | 36.333 | 101 | ***29.843*** | 279 | 54.157 | ***195*** |
| 11 | 2:01.710 | 36.564 | 98 | 30.204 | 282 | 54.942 | 192 | 22 | | 37.969 | 99 | 30.407 | 279 | | |

**52** De Leener, BEL/ Sbirrazzuoli, MCO , , **theoretical besttime: 2:01.335**

| | | | | | | | | | | | | | | | |
|---|---|---|---|---|---|---|---|---|---|---|---|---|---|---|---|
| 1 | 8:57.892 | 7:28.500 | 96 | 31.866 | 276 | 57.526 | 194 | 11 | 2:02.742 | 37.514 | 98 | 30.523 | 277 | 54.705 | 196 |
| 2 | 2:18.448 | 37.873 | 98 | 31.158 | 275 | 1:09.417 | | 12 | 2:02.114 | ***36.776*** | 100 | 30.237 | 277 | 55.101 | 165 |
| 3 | 3:16.635 | 1:48.551 | 98 | 30.491 | 275 | 57.593 | 195 | 13 | 2:05.943 | 38.296 | 95 | 31.855 | 262 | 55.792 | 196 |
| 4 | 2:05.181 | 37.709 | 96 | 30.634 | 275 | 56.838 | 196 | 14 | 2:14.172 | 37.060 | 99 | 30.496 | 276 | 1:06.616 | |
| 5 | 2:03.365 | 37.292 | 99 | 30.441 | 273 | 55.632 | 195 | 15 | 8:25.105 | 6:58.728 | 94 | 31.387 | 278 | 54.990 | 196 |
| 6 | 2:02.713 | 37.158 | 100 | 30.471 | 275 | 55.084 | 195 | 16 | 2:02.273 | 36.970 | 94 | 30.666 | 275 | 54.637 | 175 |
| 7 | 2:13.923 | 37.206 | ***100*** | 30.289 | 276 | 1:06.428 | | 17 | 2:04.088 | 39.018 | 99 | 30.564 | 277 | 54.506 | ***197*** |
| 8 | 7:24.176 | 5:58.394 | 99 | 30.645 | 277 | 55.137 | 195 | 18 | ***2:01.754*** | 36.795 | 96 | 30.422 | ***279*** | 54.537 | 173 |
| 9 | 2:02.309 | 36.900 | 96 | 30.195 | 277 | 55.214 | 180 | 19 | 2:02.400 | 37.379 | 95 | 30.480 | 278 | 54.541 | 195 |
| 10 | 2:02.402 | 37.557 | 99 | 30.369 | 276 | ***54.476*** | 196 | 20 | 2:15.716 | 36.980 | 99 | ***30.083*** | ***279*** | 1:08.653 | |

**53** Potolicchio, VEN/ Perazzini, ITA/ Cioci, ITA , **theoretical besttime: 2:00.683**

| | | | | | | | | | | | | | | | |
|---|---|---|---|---|---|---|---|---|---|---|---|---|---|---|---|
| 1 | 4:16.207 | 2:27.403 | 77 | 35.706 | 269 | 1:13.098 | | 15 | 2:05.455 | 37.210 | 96 | 32.267 | 267 | 55.978 | 194 |
| 2 | 3:37.782 | 2:11.372 | 101 | 31.035 | 276 | 55.375 | 192 | 16 | 2:02.566 | 37.204 | 97 | 30.445 | 273 | 54.917 | 194 |
| 3 | 2:03.566 | 37.423 | 96 | 30.354 | 281 | 55.789 | 193 | 17 | 2:02.292 | 36.784 | 98 | 30.310 | 273 | 55.198 | 194 |
| 4 | 2:03.893 | 38.182 | ***102*** | 30.457 | 276 | 55.254 | 194 | 18 | 2:02.058 | 36.736 | 98 | 30.512 | 273 | 54.810 | 194 |
| 5 | 2:01.305 | 36.386 | 100 | 30.285 | 280 | 54.634 | 194 | 19 | 2:01.660 | 36.475 | 97 | 30.154 | 281 | 55.031 | 195 |
| 6 | 2:01.406 | 36.560 | 99 | 30.199 | 280 | 54.647 | 194 | 20 | 2:02.051 | 36.649 | 97 | 30.741 | 276 | 54.661 | 195 |
| 7 | 2:02.247 | 36.519 | 99 | 31.015 | ***282*** | 54.713 | 194 | 21 | 2:01.285 | 36.376 | 97 | 30.239 | 274 | 54.670 | 194 |
| 8 | 2:01.258 | 36.382 | 101 | 30.383 | 278 | 54.493 | 193 | 22 | 2:01.368 | 36.543 | 99 | 30.159 | 281 | 54.666 | 195 |
| 9 | 2:01.271 | 36.306 | 99 | 30.239 | ***282*** | 54.726 | 194 | 23 | 2:03.461 | 38.634 | 96 | 30.290 | 276 | 54.537 | 195 |
| 10 | 2:02.641 | 36.818 | 96 | 30.985 | 281 | 54.838 | 195 | 24 | 2:01.496 | 36.420 | 94 | 30.325 | 276 | 54.751 | 195 |
| 11 | 2:02.746 | 37.157 | 95 | 31.029 | 277 | 54.560 | 194 | 25 | 2:01.290 | 36.440 | 96 | 30.104 | 273 | 54.746 | ***195*** |
| 12 | ***2:00.917*** | 36.458 | 99 | 30.102 | 278 | ***54.357*** | 194 | 26 | 2:01.599 | 36.447 | 100 | ***30.036*** | 278 | 55.116 | 194 |
| 13 | 2:14.317 | ***36.290*** | 100 | 30.120 | ***282*** | 1:07.907 | | 27 | 2:03.475 | 37.948 | 91 | 30.384 | 274 | 55.143 | 195 |
| 14 | 3:57.036 | 2:30.353 | 98 | 30.648 | 273 | 56.035 | 192 | 28 | 2:21.204 | 36.488 | 94 | 30.306 | 271 | 1:14.410 | |

**54** Alvarez, ARG/ Borches, ARG/ Yazbil, ARG , **theoretical besttime:**

| | | | |
|---|---|---|---|
| 1 | 12:23.646 | 9 | 2:18.311 |
| 2 | 2:20.397 | 10 | 2:18.760 |
| 3 | 2:12.369 | 11 | 2:17.209 |
| 4 | 11:10.028 | 12 | 2:14.065 |
| 5 | 2:43.145 | 13 | 2:20.435 |
| 6 | ***2:11.662*** | 14 | 2:14.576 |
| 7 | 3:08.549 | 15 | 2:14.449 |
| 8 | 8:51.266 | | |

# Blancpain Endurance Series

## Lap analysis Bronze Test

Provisional

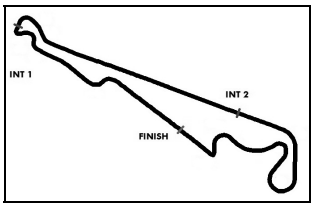


Circuit Paul Ricard Short, Length: 5791 m
Air temperature: 24.7°C
Track temperature: 24.3°C
Weather condition: Dry

Friday 19.6.2015 10:00

# Lap analysis: Bronze Test

**55** Ramos, PRT/ Thurner, BEL/ Gitlin, RUS , **theoretical besttime: 2:01.613**

| Lap | Time | SE1 | SP1 | SE2 | SP2 | SE3 | SP3 | Lap | Time | SE1 | SP1 | SE2 | SP2 | SE3 | SP3 |
|---|---|---|---|---|---|---|---|---|---|---|---|---|---|---|---|
| 1 | 4:31.777 | 2:59.039 | 90 | 33.489 | 211 | 59.249 | 191 | 12 | ***2:01.768*** | 36.571 | 99 | 30.600 | 276 | 54.597 | ***395*** |
| 2 | 2:04.767 | 39.089 | 99 | 30.637 | 273 | 55.041 | 189 | 13 | 10:18.351 | 37.102 | 100 | 30.713 | 274 | 9:10.536 | |
| 3 | 2:03.524 | 37.081 | 100 | 30.993 | 273 | 55.450 | 190 | 14 | 2:23.770 | 57.438 | 99 | 31.363 | 271 | 54.969 | 191 |
| 4 | 2:02.287 | 36.816 | ***102*** | 30.848 | 271 | 54.623 | 190 | 15 | 2:01.858 | ***36.546*** | 98 | 30.649 | 274 | 54.663 | 190 |
| 5 | 2:04.818 | 36.821 | 99 | 30.628 | 272 | 57.369 | 192 | 16 | 2:03.897 | 36.858 | 100 | 30.720 | 272 | 56.319 | 191 |
| 6 | 5:58.225 | 39.078 | 99 | 30.669 | 274 | 4:48.478 | | 17 | 2:02.579 | 36.721 | 98 | 30.746 | 272 | 55.112 | 191 |
| 7 | 2:22.904 | 55.818 | 96 | 31.091 | 273 | 55.995 | 189 | 18 | 2:02.624 | 36.876 | 98 | 30.680 | 274 | 55.068 | 190 |
| 8 | 2:03.284 | 37.203 | 99 | 30.779 | 273 | 55.302 | 188 | 19 | 2:03.092 | 36.828 | 98 | 30.764 | 271 | 55.500 | 192 |
| 9 | 2:02.366 | 36.662 | 99 | 30.666 | 273 | 55.038 | 192 | 20 | 2:03.925 | 37.782 | 91 | 30.745 | 273 | 55.398 | 190 |
| 10 | 2:02.528 | 37.149 | 99 | ***30.494*** | ***276*** | 54.885 | 191 | 21 | 2:02.695 | 37.042 | 100 | 30.855 | 273 | 54.798 | 191 |
| 11 | 2:01.789 | 36.670 | 100 | 30.546 | 275 | ***54.573*** | 192 | 22 | | 36.984 | 102 | 30.542 | 273 | | |

**56** Häring, DEU/ Konstantinou, GRC/ Schmickler, DEU , **theoretical besttime: 2:01.174**

| Lap | Time | SE1 | SP1 | SE2 | SP2 | SE3 | SP3 | Lap | Time | SE1 | SP1 | SE2 | SP2 | SE3 | SP3 |
|---|---|---|---|---|---|---|---|---|---|---|---|---|---|---|---|
| 1 | 3:24.218 | 1:51.656 | 81 | 32.774 | 278 | 59.788 | 191 | 14 | 2:33.906 | 1:01.967 | 88 | 32.735 | 278 | 59.204 | 192 |
| 2 | 2:05.947 | 38.001 | 97 | 30.513 | 281 | 57.433 | 192 | 15 | 2:06.483 | 38.227 | 101 | 31.234 | 281 | 57.022 | 193 |
| 3 | 2:04.110 | 37.775 | 99 | 30.280 | 283 | 56.055 | 191 | 16 | 2:05.128 | 38.209 | 102 | 30.998 | 282 | 55.921 | 195 |
| 4 | 2:03.160 | 37.065 | 97 | 30.579 | 281 | 55.516 | 194 | 17 | 2:05.347 | 38.040 | ***103*** | 31.205 | 281 | 56.102 | 194 |
| 5 | 2:01.473 | 36.546 | 97 | 30.441 | 281 | ***54.486*** | 193 | 18 | 2:04.563 | 37.637 | 99 | 30.959 | 282 | 55.967 | 195 |
| 6 | 2:01.955 | 36.816 | 95 | 30.433 | 281 | 54.706 | 193 | 19 | 2:03.736 | 37.555 | 99 | 30.838 | 283 | 55.343 | 194 |
| 7 | 2:01.932 | 36.767 | 94 | 30.355 | 281 | 54.810 | 193 | 20 | 2:04.463 | 37.437 | 100 | 30.824 | 281 | 56.202 | 195 |
| 8 | ***2:01.376*** | ***36.419*** | 99 | ***30.269*** | 283 | 54.688 | 191 | 21 | 2:04.112 | 37.154 | 99 | 30.992 | 281 | 55.966 | 194 |
| 9 | 4:40.338 | 37.179 | 95 | 30.553 | ***285*** | 3:32.606 | | 22 | 2:03.367 | 37.018 | 101 | 31.015 | 281 | 55.334 | ***195*** |
| 10 | 2:22.762 | 57.289 | 97 | 30.522 | 281 | 54.951 | 193 | 23 | 2:04.098 | 37.292 | 94 | 30.731 | 281 | 56.075 | 195 |
| 11 | 2:01.801 | 36.681 | 95 | 30.281 | 283 | 54.839 | 192 | 24 | 2:04.160 | 37.558 | 100 | 30.726 | 281 | 55.876 | 194 |
| 12 | 2:02.083 | 37.136 | 99 | 30.331 | 281 | 54.616 | 194 | 25 | | 37.963 | 102 | 30.719 | 281 | | |
| 13 | 4:06.538 | 36.965 | 98 | 30.446 | 283 | 2:59.127 | | | | | | | | | |

**66** Parrow, DEU/ Schwager, DEU/ Kaffer, DEU , **theoretical besttime: 2:01.620**

| Lap | Time | SE1 | SP1 | SE2 | SP2 | SE3 | SP3 | Lap | Time | SE1 | SP1 | SE2 | SP2 | SE3 | SP3 |
|---|---|---|---|---|---|---|---|---|---|---|---|---|---|---|---|
| 1 | 4:29.900 | 2:55.881 | 84 | 34.507 | 257 | 59.512 | 192 | 13 | 2:05.361 | 37.593 | 97 | 32.222 | 278 | 55.546 | 194 |
| 2 | 2:07.838 | 38.473 | 96 | 31.132 | 278 | 58.233 | 192 | 14 | 8:58.776 | 42.809 | 97 | 31.055 | 279 | 7:44.912 | |
| 3 | 2:06.128 | 38.752 | 99 | 30.859 | 277 | 56.517 | 195 | 15 | 2:27.805 | 1:00.670 | 95 | 31.202 | ***280*** | 55.933 | 195 |
| 4 | 2:04.587 | 38.061 | 93 | 30.660 | 278 | 55.866 | 196 | 16 | 2:02.512 | 36.998 | 97 | ***30.329*** | 279 | 55.185 | 195 |
| 5 | 2:03.232 | 37.268 | ***102*** | 30.907 | 279 | 55.057 | ***197*** | 17 | ***2:01.879*** | 37.006 | 98 | 30.450 | 278 | ***54.423*** | 196 |
| 6 | 2:08.140 | 37.582 | 100 | 30.692 | 278 | 59.866 | 197 | 18 | 2:02.464 | 37.301 | 99 | 30.395 | ***280*** | 54.768 | 196 |
| 7 | 2:04.963 | 37.290 | 98 | 30.794 | 270 | 56.879 | 195 | 19 | 3:54.798 | ***36.868*** | 96 | 30.485 | 279 | 2:47.445 | |
| 8 | 2:02.792 | 36.992 | 100 | 30.494 | 279 | 55.306 | 194 | 20 | 2:23.533 | 56.831 | 102 | 30.658 | 278 | 56.044 | 193 |
| 9 | 5:21.121 | 37.274 | 96 | 30.636 | ***280*** | 4:13.211 | | 21 | 2:03.323 | 37.608 | 99 | 30.657 | 279 | 55.058 | 195 |
| 10 | 2:24.338 | 57.117 | 95 | 30.941 | 279 | 56.280 | 195 | 22 | 2:02.844 | 37.178 | 101 | 30.798 | 278 | 54.868 | 195 |
| 11 | 2:03.228 | 36.880 | 99 | 30.700 | ***280*** | 55.648 | 195 | 23 | | 39.249 | 99 | 32.338 | 278 | | |
| 12 | 2:03.174 | 37.531 | 100 | 30.618 | 279 | 55.025 | 196 | | | | | | | | |

**70** Karachev, RUS/ Vasilyev, RUS/ Asmer, EST , **theoretical besttime: 2:01.823**

| Lap | Time | SE1 | SP1 | SE2 | SP2 | SE3 | SP3 | Lap | Time | SE1 | SP1 | SE2 | SP2 | SE3 | SP3 |
|---|---|---|---|---|---|---|---|---|---|---|---|---|---|---|---|
| 1 | 2:52.329 | 1:22.673 | 88 | 31.634 | 278 | 58.022 | 192 | 14 | 2:33.340 | 1:04.364 | 93 | 30.771 | 281 | 58.205 | 192 |
| 2 | 2:06.106 | 38.685 | 100 | 30.819 | 281 | 56.602 | 193 | 15 | 2:03.944 | 38.199 | 90 | 30.411 | 283 | 55.334 | 191 |
| 3 | 2:05.492 | 38.809 | 95 | 30.792 | 282 | 55.891 | 194 | 16 | 2:03.221 | 37.594 | 98 | 30.464 | 283 | 55.163 | 192 |
| 4 | 2:03.773 | 37.815 | 97 | 30.482 | 281 | 55.476 | 194 | 17 | ***2:02.490*** | 37.184 | 99 | 30.365 | 281 | 54.941 | 193 |
| 5 | 2:03.260 | 37.404 | 96 | 30.488 | 279 | 55.368 | 194 | 18 | 2:03.319 | 37.248 | 97 | 31.288 | 280 | ***54.783*** | ***195*** |
| 6 | 2:03.787 | 37.903 | 92 | 30.435 | 278 | 55.449 | 195 | 19 | 2:05.284 | 37.496 | 100 | 31.724 | 279 | 56.064 | 194 |
| 7 | 5:20.658 | 37.488 | 96 | 30.418 | 281 | 4:12.752 | | 20 | 5:00.283 | 37.218 | 97 | 30.471 | 279 | 3:52.594 | |
| 8 | 2:22.860 | 56.986 | 97 | 30.497 | 283 | 55.377 | 193 | 21 | 2:23.379 | 56.965 | 97 | 31.024 | 280 | 55.390 | 194 |
| 9 | 2:02.726 | 37.396 | 97 | 30.475 | 281 | 54.855 | 194 | 22 | 2:02.677 | 36.869 | 99 | 30.326 | 282 | 55.482 | 194 |
| 10 | 2:02.586 | 37.324 | 96 | ***30.292*** | 283 | 54.970 | 195 | 23 | 2:03.078 | 37.494 | 99 | 30.722 | 281 | 54.862 | 194 |
| 11 | 2:02.699 | ***36.748*** | 98 | 30.466 | ***286*** | 55.485 | 193 | 24 | 2:02.582 | 37.033 | ***102*** | 30.453 | 281 | 55.096 | 194 |
| 12 | 2:03.231 | 37.377 | 97 | 30.333 | 285 | 55.521 | 193 | 25 | | 38.676 | 85 | 31.260 | 276 | | |
| 13 | 4:53.325 | 37.077 | 98 | 30.649 | 282 | 3:45.599 | | | | | | | | | |

# Blancpain Endurance Series

## Lap analysis Bronze Test

Provisional

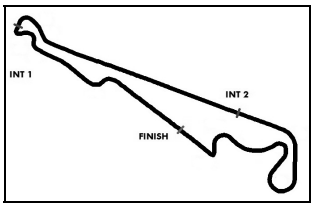


Circuit Paul Ricard Short, Length: 5791 m
Air temperature: 24.7°C
Track temperature: 24.3°C
Weather condition: Dry

Friday 19.6.2015 10:00

# Lap analysis: Bronze Test

**77** Abreu, BRA/ Fraga, BRA/ Jimenez, BRA , **theoretical besttime: 1:58.607**

| Lap | Time | SE1 | SP1 | SE2 | SP2 | SE3 | SP3 | Lap | Time | SE1 | SP1 | SE2 | SP2 | SE3 | SP3 |
|---|---|---|---|---|---|---|---|---|---|---|---|---|---|---|---|
| 1 | 3:12.113 | | | | | | | 13 | 2:22.027 | 56.911 | 100 | 30.467 | 272 | 54.649 | 191 |
| 2 | 2:30.255 | 1:02.758 | 95 | 31.245 | 267 | 56.252 | 189 | 14 | 2:02.494 | 37.444 | 100 | 31.421 | 268 | 53.629 | 192 |
| 3 | 2:04.359 | 38.304 | 100 | 30.663 | 271 | 55.392 | 189 | 15 | 4:17.996 | 36.203 | 100 | 30.478 | 271 | 3:11.315 | |
| 4 | 2:03.030 | 37.255 | 101 | 30.779 | 269 | 54.996 | 188 | 16 | 2:22.706 | 58.190 | 99 | 30.644 | 270 | 53.872 | 191 |
| 5 | 2:01.918 | 37.267 | 100 | 30.607 | 271 | 54.044 | 192 | 17 | 2:00.608 | 36.195 | 100 | 30.626 | 269 | 53.787 | 191 |
| 6 | 2:00.204 | 36.400 | 103 | 30.379 | 270 | 53.425 | 192 | 18 | 3:55.977 | 36.165 | 99 | 30.718 | 269 | 2:49.094 | |
| 7 | 8:48.871 | 36.067 | 101 | 30.524 | 270 | 7:42.280 | | 19 | 2:30.809 | 55.989 | 100 | 30.507 | 269 | 1:04.313 | 191 |
| 8 | 2:30.235 | 1:00.614 | 100 | 30.834 | 269 | 58.787 | 192 | 20 | ***1:58.621*** | ***35.617*** | ***104*** | 30.252 | 269 | ***52.752*** | ***192*** |
| 9 | 2:00.049 | 36.199 | 102 | 30.480 | 272 | 53.370 | 191 | 21 | 2:04.912 | 37.022 | 101 | 30.378 | 269 | 57.512 | 190 |
| 10 | 2:00.443 | 36.127 | 100 | 30.735 | 269 | 53.581 | 191 | 22 | 1:59.088 | 35.939 | 101 | ***30.238*** | 269 | 52.911 | 192 |
| 11 | 1:59.849 | 36.126 | 102 | 30.378 | ***273*** | 53.345 | 191 | 23 | | 35.685 | 102 | 30.475 | 269 | | |
| 12 | 4:02.886 | 35.972 | 101 | 30.510 | 271 | 2:56.404 | | | | | | | | | |

**78** Matchitski, RUS/ Sardarov, RUS , , **theoretical besttime: 2:01.832**

| Lap | Time | SE1 | SP1 | SE2 | SP2 | SE3 | SP3 | Lap | Time | SE1 | SP1 | SE2 | SP2 | SE3 | SP3 |
|---|---|---|---|---|---|---|---|---|---|---|---|---|---|---|---|
| 1 | 6:18.264 | 2:36.603 | 93 | 39.521 | 190 | 3:02.140 | | 9 | ***2:02.162*** | 37.204 | ***102*** | 30.487 | ***273*** | ***54.471*** | 191 |
| 2 | 2:29.067 | 59.896 | 99 | 31.641 | 272 | 57.530 | 190 | 10 | 3:44.541 | ***36.979*** | ***102*** | 30.647 | 273 | 2:36.915 | |
| 3 | 2:07.760 | 40.003 | 98 | 30.988 | 271 | 56.769 | 190 | 11 | 2:28.491 | 58.926 | 99 | 31.932 | 271 | 57.633 | 191 |
| 4 | 24:40.404 | 39.782 | 100 | 30.934 | 271 | 23:29.688 | | 12 | 2:07.413 | 39.301 | 94 | 31.220 | 271 | 56.892 | 192 |
| 5 | 2:25.239 | 59.175 | 100 | 31.129 | 271 | 54.935 | 190 | 13 | 2:05.673 | 38.213 | 98 | 30.913 | 270 | 56.547 | 191 |
| 6 | 2:03.286 | 37.465 | 98 | 30.798 | 272 | 55.023 | 190 | 14 | 2:04.175 | 37.590 | 100 | 30.722 | 271 | 55.863 | 191 |
| 7 | 2:03.061 | 37.502 | 99 | 30.760 | 273 | 54.799 | 191 | 15 | 2:02.641 | 37.354 | 100 | ***30.382*** | 271 | 54.905 | 191 |
| 8 | 2:03.518 | 37.305 | 99 | 30.711 | 273 | 55.502 | ***193*** | 16 | | 37.031 | 95 | 30.507 | 272 | | |

**79** Modell, GBR/ McCaig, GBR/ Bryant, GBR , **theoretical besttime: 2:00.353**

| Lap | Time | SE1 | SP1 | SE2 | SP2 | SE3 | SP3 | Lap | Time | SE1 | SP1 | SE2 | SP2 | SE3 | SP3 |
|---|---|---|---|---|---|---|---|---|---|---|---|---|---|---|---|
| 1 | 3:44.424 | 2:07.898 | 90 | 35.373 | 236 | 1:01.153 | 191 | 12 | 2:01.604 | 37.063 | 97 | 30.478 | ***272*** | 54.063 | 191 |
| 2 | 2:13.357 | 40.969 | 93 | 31.877 | 270 | 1:00.511 | 189 | 13 | 2:01.327 | 36.510 | 99 | 30.815 | ***272*** | 54.002 | 192 |
| 3 | 2:07.067 | 40.129 | 97 | 31.254 | 271 | 55.684 | 380 | 14 | ***2:00.557*** | ***36.506*** | 100 | 30.573 | 270 | ***53.478*** | 392 |
| 4 | 13:09.492 | 42.360 | 86 | 32.006 | 269 | 11:55.126 | | 15 | 2:00.710 | 36.652 | 95 | 30.537 | 270 | 53.521 | 392 |
| 5 | 2:28.491 | 1:00.831 | 94 | 31.332 | 268 | 56.328 | 190 | 16 | 2:02.749 | 36.935 | 98 | ***30.369*** | 271 | 55.445 | 192 |
| 6 | 2:03.786 | 37.777 | 98 | 30.894 | 271 | 55.115 | 190 | 17 | 2:01.888 | 36.769 | 99 | 30.614 | 271 | 54.505 | ***393*** |
| 7 | 2:02.554 | 36.986 | 98 | 30.615 | ***272*** | 54.953 | 192 | 18 | 4:10.500 | 37.058 | 95 | 30.506 | 271 | 3:02.936 | |
| 8 | 2:03.841 | 37.189 | ***100*** | 30.492 | 271 | 56.160 | 190 | 19 | 2:22.923 | 57.641 | 96 | 30.616 | 269 | 54.666 | 192 |
| 9 | 2:03.532 | 37.281 | 97 | 30.710 | 271 | 55.541 | 190 | 20 | 2:01.494 | 36.624 | 93 | 30.554 | 271 | 54.316 | 389 |
| 10 | 3:04.781 | 37.527 | 95 | 30.785 | 270 | 1:56.469 | | 21 | 2:02.269 | 36.710 | 97 | 30.783 | 271 | 54.776 | 191 |
| 11 | 2:24.901 | 58.461 | 93 | 31.367 | 271 | 55.073 | 192 | 22 | | 37.600 | 96 | 33.004 | 260 | | |

**100** Hedman, SWE/ Kemenater, ITA/ Julian, USA , **theoretical besttime: 2:00.203**

| Lap | Time | SE1 | SP1 | SE2 | SP2 | SE3 | SP3 | Lap | Time | SE1 | SP1 | SE2 | SP2 | SE3 | SP3 |
|---|---|---|---|---|---|---|---|---|---|---|---|---|---|---|---|
| 1 | 9:18.942 | 1:36.227 | 82 | 36.650 | 249 | 7:06.065 | | 13 | 2:01.834 | 36.857 | 98 | 30.527 | 276 | 54.450 | 195 |
| 2 | 2:56.818 | 1:21.035 | 92 | 33.925 | 271 | 1:01.858 | 188 | 14 | 2:02.406 | 36.612 | 98 | 30.700 | 276 | 55.094 | 197 |
| 3 | 2:27.677 | 39.198 | 94 | 32.032 | 269 | 1:16.447 | | 15 | 3:00.159 | 36.773 | 97 | 30.499 | 278 | 1:52.887 | |
| 4 | 2:28.367 | 58.996 | 97 | 32.078 | 270 | 57.293 | 194 | 16 | 2:24.389 | 58.464 | 98 | 31.110 | 278 | 54.815 | 197 |
| 5 | 2:08.374 | 38.123 | 99 | 31.585 | 276 | 58.666 | 193 | 17 | ***2:00.203*** | ***36.534*** | ***103*** | ***30.212*** | 278 | ***53.457*** | ***198*** |
| 6 | 2:09.050 | 39.637 | 96 | 32.217 | 269 | 57.196 | 191 | 18 | 2:06.002 | 37.995 | 99 | 31.063 | 278 | 56.944 | 197 |
| 7 | 2:06.218 | 37.764 | 94 | 31.059 | 278 | 57.395 | 190 | 19 | 3:33.331 | 37.684 | 99 | 30.709 | 278 | 2:24.938 | |
| 8 | 2:07.597 | 40.053 | 96 | 31.131 | ***279*** | 56.413 | 190 | 20 | 2:29.911 | 1:03.679 | 95 | 30.855 | 278 | 55.377 | 196 |
| 9 | 2:04.647 | 37.529 | 89 | 30.810 | 278 | 56.308 | 195 | 21 | 2:03.551 | 36.794 | 95 | 30.643 | 278 | 56.114 | 197 |
| 10 | 3:59.605 | 37.367 | 98 | 31.034 | ***279*** | 2:51.204 | | 22 | 2:03.297 | 36.839 | 94 | 30.493 | 278 | 55.965 | 192 |
| 11 | 2:30.808 | 59.844 | 92 | 31.537 | 273 | 59.427 | 196 | 23 | | 38.201 | 95 | 31.364 | 278 | | |
| 12 | 2:03.208 | 37.356 | 97 | 30.983 | ***279*** | 54.869 | 196 | | | | | | | | |

**111** Earle, USA/ Talbot, AUS/ Zanuttini, ITA , **theoretical besttime: 2:00.480**

| Lap | Time | SE1 | SP1 | SE2 | SP2 | SE3 | SP3 | Lap | Time | SE1 | SP1 | SE2 | SP2 | SE3 | SP3 |
|---|---|---|---|---|---|---|---|---|---|---|---|---|---|---|---|
| 1 | 3:31.130 | 1:56.261 | 92 | 33.524 | 271 | 1:01.345 | 191 | 13 | 2:05.330 | 36.924 | 97 | 30.988 | 281 | 57.418 | 186 |
| 2 | 2:21.865 | 39.378 | 97 | 32.737 | 265 | 1:09.750 | | 14 | 2:03.061 | 37.457 | 99 | 30.685 | 281 | 54.919 | 194 |
| 3 | 4:34.019 | 3:02.322 | 97 | 31.729 | 260 | 59.968 | 194 | 15 | 2:02.000 | 36.880 | 97 | 30.373 | 280 | 54.747 | 192 |
| 4 | 2:03.842 | 37.367 | 98 | 30.425 | 267 | 56.050 | 195 | 16 | 2:02.521 | 36.746 | 99 | 30.910 | 280 | 54.865 | 195 |
| 5 | 2:04.370 | 37.161 | 94 | 30.373 | 278 | 56.836 | 193 | 17 | 2:12.639 | 36.738 | 98 | 30.357 | 279 | 1:05.544 | |
| 6 | 2:02.066 | 36.789 | 93 | ***30.013*** | 279 | 55.264 | 194 | 18 | 7:48.891 | 6:21.249 | 92 | 31.157 | 280 | 56.485 | 195 |

# Blancpain Endurance Series

## Lap analysis Bronze Test

Provisional

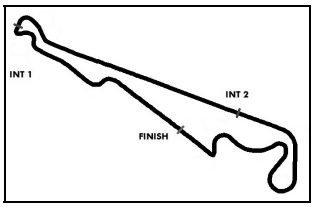


Circuit Paul Ricard Short, Length: 5791 m
Air temperature: 24.7°C
Track temperature: 24.3°C
Weather condition: Dry

Friday 19.6.2015 10:00

## Lap analysis: Bronze Test

| Lap | Time | SE1 | SP1 | SE2 | SP2 | SE3 | SP3 | Lap | Time | SE1 | SP1 | SE2 | SP2 | SE3 | SP3 |
|---|---|---|---|---|---|---|---|---|---|---|---|---|---|---|---|
| 7 | 2:00.936 | 36.680 | ***100*** | 30.159 | 278 | ***54.097*** | 194 | 19 | 2:04.639 | 37.923 | 95 | 30.716 | 280 | 56.000 | 195 |
| 8 | ***2:00.881*** | 36.396 | 99 | 30.303 | 280 | 54.182 | 194 | 20 | 2:04.121 | 37.509 | 97 | 30.604 | 281 | 56.008 | 194 |
| 9 | 2:11.127 | ***36.370*** | 94 | 30.246 | ***281*** | 1:04.511 | | 21 | 2:03.916 | 37.779 | 93 | 30.549 | 280 | 55.588 | ***195*** |
| 10 | 4:45.778 | 3:16.936 | 99 | 31.223 | 281 | 57.619 | 194 | 22 | 2:04.066 | 37.559 | 98 | 30.634 | 280 | 55.873 | 195 |
| 11 | 2:03.665 | 37.400 | 100 | 30.691 | 281 | 55.574 | 195 | 23 | 2:05.329 | 37.606 | 97 | 30.439 | 278 | 57.284 | 194 |
| 12 | 2:03.535 | 36.921 | 96 | 31.162 | 281 | 55.452 | 194 | 24 | 2:26.307 | 38.847 | 97 | 30.804 | 278 | 1:16.656 | |

**888** Osborne, GBR/ Mowle, GBR/ Ratcliffe, GBR , **theoretical besttime: 2:01.439**

| | | | | | | | | | | | | | | | |
|---|---|---|---|---|---|---|---|---|---|---|---|---|---|---|---|
| 1 | 2:57.021 | 1:23.861 | 86 | 33.761 | 268 | 59.399 | 190 | 13 | 2:04.807 | 37.506 | 93 | 30.858 | 270 | 56.443 | 392 |
| 2 | 3:19.867 | 38.772 | 91 | 31.183 | 269 | 2:09.912 | | 14 | 4:34.365 | 37.958 | 97 | 31.042 | ***272*** | 3:25.365 | |
| 3 | 2:26.269 | 58.942 | ***99*** | 31.120 | 270 | 56.207 | 389 | 15 | 2:25.617 | 59.412 | 94 | 31.104 | 269 | 55.101 | 389 |
| 4 | 2:04.176 | 38.126 | 94 | 30.911 | 271 | 55.139 | 387 | 16 | ***2:01.987*** | 37.149 | 99 | 30.451 | ***272*** | ***54.387*** | 393 |
| 5 | 2:03.732 | 37.610 | 95 | 31.011 | 270 | 55.111 | 392 | 17 | 2:03.078 | 37.475 | 95 | 30.553 | ***272*** | 55.050 | 388 |
| 6 | 2:08.039 | 37.591 | 94 | 30.869 | 271 | 59.579 | 388 | 18 | 2:04.263 | 37.167 | 98 | 30.821 | ***272*** | 56.275 | ***396*** |
| 7 | 2:06.443 | 37.520 | 95 | 31.105 | 271 | 57.818 | 383 | 19 | 2:08.989 | 38.203 | 97 | 32.237 | 245 | 58.549 | 390 |
| 8 | 5:30.338 | 38.617 | 89 | 39.276 | 217 | 4:12.445 | | 20 | 2:02.390 | 37.481 | 97 | 30.519 | 271 | 54.390 | 395 |
| 9 | 2:24.786 | 57.476 | 95 | 31.188 | 270 | 56.122 | 393 | 21 | 2:03.218 | ***36.840*** | 97 | ***30.212*** | 269 | 56.166 | 389 |
| 10 | 2:04.133 | 37.671 | 96 | 31.135 | ***272*** | 55.327 | 383 | 22 | 2:03.811 | 37.639 | 96 | 30.806 | 271 | 55.366 | 389 |
| 11 | 5:14.093 | 37.847 | 95 | 30.979 | 269 | 4:05.267 | | 23 | 2:02.099 | 36.888 | 96 | 30.463 | ***272*** | 54.748 | 390 |
| 12 | 2:24.746 | 57.274 | 97 | 30.984 | 271 | 56.488 | 389 | 24 | | 38.733 | 97 | 31.737 | 269 | | |

# Blancpain Endurance Series

## Result List Free Practice

Provisional

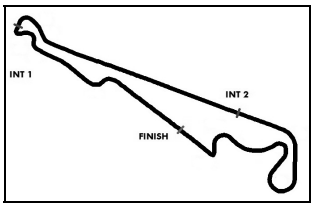


Circuit Paul Ricard Short, Length: 5791 m
Air temperature: 26.9°C
Track temperature: 40.3°C
Weather condition: Dry

Friday 19.6.2015 13:15

**started : 61** **classified : 61** **not classified : 0**

| | Nr. / Cl. | Drivers / Car | Team / Entrant | Lap | Best Time | Gap | Diff | Kph | Day Time |
|---|---|---|---|---|---|---|---|---|---|
| 1 | 63 | Venturini/Zaugg/**Bortolotti** | **GRT Grasser Racing Team** | 26 | **1:58.092** | | | 176,5 | 14:30:43 |
| | PRO | Lamborghini Huracan | GRT Grasser Racing Team | | | | | | |
| 2 | 18 | Morley/Johnston/**Engel** | **Black Falcon** | 25 | **1:58.146** | 0.054 | 0.054 | 176,5 | 14:18:32 |
| | PAM | Mercedes SLS AMG GT3 | Black Falcon | | | | | | |
| 3 | 8 | Buhk/**Soulet**/Soucek | **Bentley M-Sport** | 27 | **1:58.243** | 0.151 | 0.097 | 176,3 | 14:37:04 |
| | PRO | Bentley Continental GT3 | Bentley Team M-Sport | | | | | | |
| 4 | 34 | Ehret/Schmidt/**van der Zande** | **Car Collection Motorsport** | 8 | **1:58.252** | 0.160 | 0.009 | 176,3 | 13:33:55 |
| | PAM | Mercedes SLS AMG GT3 | Car Collection Motorsport | | | | | | |
| 5 | 73 | Walkinshaw/Plowman/Dolby | **MRS GT Racing** | 22 | **1:58.385** | 0.293 | 0.133 | 176,1 | 14:10:44 |
| | PRO | Nissan GT-R Nismo GT3 | MRS GT Racing | | | | | | |
| 6 | 19 | Palmer/**Babini**/Mul | **GRT Grasser Racing Team** | 21 | **1:58.457** | 0.365 | 0.072 | 176,0 | 14:03:28 |
| | PRO | Lamborghini Huracan | GRT Grasser Racing Team | | | | | | |
| 7 | 84 | Primat/Parisy/**Abril** | **Bentley Team HTP** | 30 | **1:58.472** | 0.380 | 0.015 | 176,0 | 14:37:08 |
| | PRO | Bentley Continental GT3 | Bentley Team HTP | | | | | | |
| 8 | 98 | **Jäger**/Sylvest/Dontje | **ROWE Racing** | 12 | **1:58.551** | 0.459 | 0.079 | 175,9 | 13:52:24 |
| | PRO | Mercedes SLS AMG GT3 | ROWE Racing | | | | | | |
| 9 | 99 | Bastian/Dusseldorp/**Juncadella** | **ROWE Racing** | 26 | **1:58.628** | 0.536 | 0.077 | 175,7 | 14:40:11 |
| | PRO | Mercedes SLS AMG GT3 | ROWE Racing | | | | | | |
| 10 | 17 | Andersen/**Jensen** | **Insight Racing Denmark** | 12 | **1:58.656** | 0.564 | 0.028 | 175,7 | 13:50:35 |
| | PAM | Ferrari 458 Italia | Insightracing dk | | | | | | |
| 11 | 77 | Abreu/Fraga/Jimenez | **BMW Sports Trophy Team Brasil** | 12 | **1:58.684** | 0.592 | 0.028 | 175,7 | 13:43:43 |
| | PRO | BMW Z4 | BMW Sports Trophy Team Brasil | | | | | | |
| 12 | 9 | **Zanardi**/Spengler/Glock | **ROAL Motorsport** | 34 | **1:58.935** | 0.843 | 0.251 | 175,3 | 14:38:32 |
| | PRO | BMW Z4 | ROAL Motorsport | | | | | | |
| 13 | 21 | Al Faisal/**Haupt**/Buurman | **Black Falcon** | 32 | **1:59.131** | 1.039 | 0.196 | 175,0 | 14:40:02 |
| | PRO | Mercedes SLS AMG GT3 | Black Falcon | | | | | | |
| 14 | 66 | Parrow/Schwager/**Kaffer** | **Black Pearl Racing by Rinaldi** | 15 | **1:59.177** | 1.085 | 0.046 | 174,9 | 13:53:04 |
| | PRO | Ferrari 458 Italia | Black Pearl Racing by Rinaldi | | | | | | |
| 15 | 51 | Guedes/Cameron/Griffin | **AF Corse** | 3 | **1:59.219** | 1.127 | 0.042 | 174,9 | 13:21:52 |
| | PAM | Ferrari 458 Italia | AF Corse | | | | | | |
| 16 | 70 | Karachev/Vasilyev/**Asmer** | **GT Russian Team Viatti** | 13 | **1:59.229** | 1.137 | 0.010 | 174,9 | 14:30:21 |
| | PAM | Mercedes SLS AMG GT3 | GT Russian Team Viatti | | | | | | |
| 17 | 23 | **Chiyo**/Reip/Buncombe | **Nissan GT Academy Team RJN** | 9 | **1:59.249** | 1.157 | 0.020 | 174,8 | 13:44:25 |
| | PRO | Nissan GT-R Nismo GT3 | Nissan GT Academy Team RJN | | | | | | |
| 18 | 41 | Vannelet/**Guibbert**/Santamato | **Sport Garage** | 21 | **1:59.287** | 1.195 | 0.038 | 174,8 | 14:13:44 |
| | PAM | Ferrari 458 Italia | Gilles Vannelet | | | | | | |
| 19 | 59 | Senna/Quaife Hobbs/**Parente** | **Von Ryan Racing** | 22 | **1:59.309** | 1.217 | 0.022 | 174,7 | 14:22:51 |
| | PRO | McLaren 650 S GT3 | Von Ryan Racing | | | | | | |
| 20 | 75 | Salaquarda/Bonanomi/**Vervisch** | **ISR** | 11 | **1:59.403** | 1.311 | 0.094 | 174,6 | 13:42:59 |
| | PRO | Audi R8 LMS Ultra | ISR | | | | | | |
| 21 | 6 | Lee/Thong/**Winkelhock** | **Phoenix Racing** | 20 | **1:59.420** | 1.328 | 0.017 | 174,6 | 14:07:18 |
| | PRO | Audi R8 LMS Ultra | Phoenix Racing | | | | | | |
| 22 | 888 | Mowle/Ratcliffe/**Osborne** | **Triple 888 Racing** | 23 | **1:59.427** | 1.335 | 0.007 | 174,6 | 14:18:48 |
| | PAM | BMW Z4 | Triple 888 Racing | | | | | | |
| 23 | 46 | **Paltalla**/Luhr/Martin | **BMW Sports Trophy Team Marc VDS** | 13 | **1:59.490** | 1.398 | 0.063 | 174,5 | 13:58:15 |
| | PRO | BMW Z4 | BMW Sports Trophy Team Marc VDS | | | | | | |
| 24 | 52 | De Leener/**Sbirrazzuoli** | **AF Corse** | 10 | **1:59.499** | 1.407 | 0.009 | 174,5 | 13:40:38 |
| | PAM | Ferrari 458 Italia | AF Corse | | | | | | |
| 25 | 20 | Vautier/Moullin Traffort/**Pier Guidi** | **Akka ASP** | 26 | **1:59.511** | 1.419 | 0.012 | 174,4 | 14:40:37 |
| | PRO | Ferrari 458 Italia | Akka ASP | | | | | | |

# Blancpain Endurance Series

## Result List Free Practice

Provisional

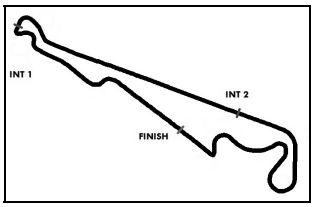


Circuit Paul Ricard Short, Length: 5791 m
Air temperature: 26.9°C
Track temperature: 40.3°C
Weather condition: Dry

Friday 19.6.2015 13:15

**started : 61** **classified : 61** **not classified : 0**

| | Nr. | Drivers | Team | Lap | Best Time | Gap | Diff | Kph | Day Time |
|---|---|---|---|---|---|---|---|---|---|
| | Cl. | Car | Entrant | | | | | | |
| 26 | 25 | Mancini/Birzhin/**Mastronardi** | **Glorax Racing** | 6 | **1:59.634** | 1.542 | 0.123 | 174,3 | 13:29:16 |
| | AM | Ferrari 458 Italia | Glorax Racing Suisse | | | | | | |
| 27 | 3 | Richelmi/Stippler/**Ortelli** | **Belgian Audi Club Team WRT** | 27 | **1:59.684** | 1.592 | 0.050 | 174,2 | 14:29:53 |
| | PRO | Audi R8 LMS Ultra | Belgian Audi Club Team WRT | | | | | | |
| 28 | 2 | Frijns/Müller/**Vernay** | **Belgian Audi Club Team WRT** | 22 | **1:59.721** | 1.629 | 0.037 | 174,1 | 14:23:17 |
| | PRO | Audi R8 LMS Ultra | Belgian Audi Club Team WRT | | | | | | |
| 29 | 44 | Al Harthy/Lloyd/**Adam** | **Oman Racing Team** | 9 | **1:59.778** | 1.686 | 0.057 | 174,1 | 14:06:54 |
| | PRO | Aston Martin Vantage GT3 | Oman Racing Team | | | | | | |
| 30 | 7 | Smith/Meyrick/**Kane** | **Bentley M-Sport** | 10 | **1:59.897** | 1.805 | 0.119 | 173,9 | 13:46:01 |
| | PRO | Bentley Continental GT3 | Bentley Team M-Sport | | | | | | |
| 31 | 32 | Wilson/Leonard/**Meadows** | **Leonard Motorsport AMR** | 36 | **1:59.928** | 1.836 | 0.031 | 173,8 | 14:36:47 |
| | PAM | Aston Martin Vantage GT3 | Aston Martin Racing | | | | | | |
| 32 | 10 | Beaubelique/Ricci/**Giauque** | **Akka ASP** | 24 | **1:59.953** | 1.861 | 0.025 | 173,8 | 14:15:32 |
| | AM | Ferrari 458 Italia | Akka ASP | | | | | | |
| 33 | 333 | Salikhov/**Seefried**/Siedler | **Rinaldi Racing** | 14 | **2:00.020** | 1.928 | 0.067 | 173,7 | 13:53:43 |
| | PRO | Ferrari 458 Italia | Rinaldi Racing | | | | | | |
| 34 | 1 | **Rast**/Rockenfeller/Vanthoor | **Belgian Audi Club Team WRT** | 14 | **2:00.031** | 1.939 | 0.011 | 173,7 | 13:58:16 |
| | PRO | Audi R8 LMS | Belgian Audi Club Team WRT | | | | | | |
| 35 | 30 | Kelders/Hirschi/**Hirschi** | **Classic & Modern Racing** | 7 | **2:00.109** | 2.017 | 0.078 | 173,6 | 14:46:29 |
| | PAM | BMW Z4 | Pierre Hirschi | | | | | | |
| 36 | 35 | **Guilvert**/Mortara/Tambay | **Sainteloc** | 15 | **2:00.143** | 2.051 | 0.034 | 173,5 | 14:01:27 |
| | PRO | Audi R8 LMS Ultra | Sainteloc Junior Team | | | | | | |
| 37 | 11 | Broniszewski/**Bonacini**/Lyons | **Kessel Racing** | 14 | **2:00.151** | 2.059 | 0.008 | 173,5 | 13:52:18 |
| | PAM | Ferrari 458 Italia | Kessel Racing | | | | | | |
| 38 | 22 | Paletou/Sanchez/**Shulzhitskiy** | **Nissan GT Academy Team RJN** | 6 | **2:00.308** | 2.216 | 0.157 | 173,3 | 13:30:22 |
| | PAM | Nissan GT-R Nismo GT3 | Nissan GT Academy Team RJN | | | | | | |
| 39 | 24 | Loggie/Simonsen/**Westwood** | **Team Parker Racing** | 12 | **2:00.346** | 2.254 | 0.038 | 173,2 | 13:42:46 |
| | AM | Audi R8 LMS Ultra | Team Parker Racing LTD | | | | | | |
| 40 | 4 | Koebolt/Bottemanne/**Schothorst** | **Team WRT** | 21 | **2:00.347** | 2.255 | 0.001 | 173,2 | 14:08:17 |
| | PAM | Audi R8 LMS Ultra | Team WRT | | | | | | |
| 41 | 79 | **Modell**/McCaig/Bryant | **Ecurie Ecosse** | 20 | **2:00.484** | 2.392 | 0.137 | 173,0 | 14:01:15 |
| | PAM | BMW Z4 | Alasdair McCaig | | | | | | |
| 42 | 78 | **Sardarov**/Matchitski | **Team Russia by Barwell** | 24 | **2:00.490** | 2.398 | 0.006 | 173,0 | 14:14:02 |
| | AM | BMW Z4 | Team Russia by Barwell | | | | | | |
| 43 | 53 | Perazzini/Potolicchio/**Cioci** | **AF Corse** | 7 | **2:00.598** | 2.506 | 0.108 | 172,9 | 13:37:58 |
| | PAM | Ferrari 458 Italia | AF Corse | | | | | | |
| 44 | 49 | Bachelier/Blank/**Mallegol** | **AF Corse** | 19 | **2:00.622** | 2.530 | 0.024 | 172,8 | 14:12:17 |
| | AM | Ferrari 458 Italia | AF Corse | | | | | | |
| 45 | 58 | Lapierre/**Bell**/Estre | **Von Ryan Racing** | 7 | **2:00.654** | 2.562 | 0.032 | 172,8 | 13:38:05 |
| | PRO | McLaren 650 S GT3 | Von Ryan Racing | | | | | | |
| 46 | 15 | Ojjeh/**Grötz** | **Boutsen Ginion** | 8 | **2:00.687** | 2.595 | 0.033 | 172,7 | 13:38:01 |
| | AM | BMW Z4 | Boutsen Ginion | | | | | | |
| 47 | 5 | Fässler/Mies/**Haase** | **Phoenix Racing** | 24 | **2:00.689** | 2.597 | 0.002 | 172,7 | 14:20:39 |
| | PRO | Audi R8 LMS | Phoenix Racing | | | | | | |
| 48 | 33 | Heyer/Toril/**Seyffarth** | **Car Collection Motorsport** | 24 | **2:00.710** | 2.618 | 0.021 | 172,7 | 14:34:19 |
| | PRO | Mercedes SLS AMG GT3 | Car Collection Motorsport | | | | | | |
| 49 | 100 | Kemenater/Hedman/**Julian** | **DragonSpeed** | 13 | **2:01.050** | 2.958 | 0.340 | 172,2 | 13:48:18 |
| | PAM | Ferrari 458 Italia | DragonSpeed | | | | | | |
| 50 | 16 | Barthez/**Pons** | **Akka ASP** | 9 | **2:01.093** | 3.001 | 0.043 | 172,2 | 13:35:19 |
| | AM | Ferrari 458 Italia | Akka ASP | | | | | | |

# Blancpain Endurance Series

## Result List Free Practice

Provisional

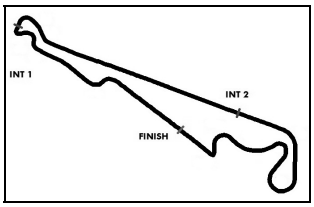


Circuit Paul Ricard Short, Length: 5791 m
Air temperature: 26.9°C
Track temperature: 40.3°C
Weather condition: Dry

Friday 19.6.2015 13:15

**started : 61 classified : 61 not classified : 0**

| | Nr. | Drivers | Team | Lap | Best Time | Gap | Diff | Kph | Day Time |
|---|---|---|---|---|---|---|---|---|---|
| | Cl. | Car | Entrant | | | | | | |
| **51** | 56 | Häring/Konstantinou/**Schmickler** | **Attempto Racing** | 26 | **2:01.198** | 3.106 | 0.105 | 172,0 | 14:25:04 |
| | AM | Porsche 997 GT3 R | Attempto Racing | | | | | | |
| **52** | 55 | Gitlin/**Ramos**/Chukanov | **Attempto Racing** | 15 | **2:01.342** | 3.250 | 0.144 | 171,8 | 14:14:56 |
| | PRO | McLaren 650 S GT3 | Attempto Racing | | | | | | |
| **53** | 111 | Earle/**Talbot**/Zanuttini | **Kessel Racing** | 28 | **2:01.645** | 3.553 | 0.303 | 171,4 | 14:25:11 |
| | AM | Ferrari 458 Italia | Kessel Racing | | | | | | |
| **54** | 14 | Frey/**Gardel**/Barth | **Emil Frey Racing** | 8 | **2:01.664** | 3.572 | 0.019 | 171,4 | 13:32:20 |
| | PAM | Emil Frey G3 Jaguar | Emil Frey Racing | | | | | | |
| **55** | 54 | Alvarez/Yazbil/**Borches** | **Attempto Racing** | 25 | **2:01.822** | 3.730 | 0.158 | 171,1 | 14:40:10 |
| | PAM | McLaren 650 S GT3 | Attempto Racing | | | | | | |
| **56** | 42 | Debs/**Mardini**/Mislin | **Sport Garage** | 22 | **2:02.208** | 4.116 | 0.386 | 170,6 | 14:08:02 |
| | AM | Ferrari 458 Italia | Sport Garage | | | | | | |
| **57** | 50 | **Kondakov**/Moiseev/Ragazzi | **AF Corse** | 2 | **2:02.592** | 4.500 | 0.384 | 170,1 | 13:22:32 |
| | AM | Ferrari 458 Italia | AF Corse | | | | | | |
| **58** | 28 | Bordet/Viron/**Orgeval** | **Delahaye Racing Team** | 8 | **2:02.928** | 4.836 | 0.336 | 169,6 | 13:36:53 |
| | AM | Porsche 997 GT3 R | Pierre Etienne Bordet | | | | | | |
| **59** | 48 | Soenen/**van Glabeke**/Lanting | **AF Corse** | 10 | **2:03.560** | 5.468 | 0.632 | 168,7 | 13:38:31 |
| | AM | Ferrari 458 Italia | AF Corse | | | | | | |
| **60** | 36 | Buffin/**Cabannes**/Lallemant | **Sainteloc** | 32 | **2:08.069** | 9.977 | 4.509 | 162,8 | 14:44:39 |
| | AM | Audi R8 LMS Ultra | Sainteloc Junior Team | | | | | | |
| | 12 | Dermont/Hassid/Perera | **TDS Racing** | 0 | | | | | |
| | PAM | BMW Z4 | TDS Racing | | | | | | |

**Subject to final scrutineering!**

Publications Time: Clerk of the course: Time Keeping:

# Blancpain Endurance Series

## Result List Pre-Qualifying Session

Provisional

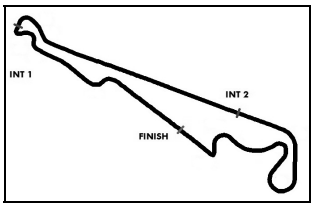


Circuit Paul Ricard Short, Length: 5791 m
Air temperature: 28.0°C
Track temperature: 29.9°C
Weather condition: Dry

Friday 19.6.2015 16:15

**started : 60** **classified : 60** **not classified : 0**

| | Nr. Cl. | Drivers / Car | Team / Entrant | Lap | Best Time | Gap | Diff | Kph | Day Time |
|---|---|---|---|---|---|---|---|---|---|
| 1 | 63 | Venturini/Zaugg/**Bortolotti** | **GRT Grasser Racing Team** | 19 | **1:57.708** | | | 177,1 | 17:16:45 |
| | PRO | Lamborghini Huracan | GRT Grasser Racing Team | | | | | | |
| 2 | 333 | Salikhov/Seefried/**Siedler** | **Rinaldi Racing** | 17 | **1:57.839** | 0.131 | 0.131 | 176,9 | 17:38:59 |
| | PRO | Ferrari 458 Italia | Rinaldi Racing | | | | | | |
| 3 | 84 | Primat/Parisy/**Abril** | **Bentley Team HTP** | 19 | **1:57.936** | 0.228 | 0.097 | 176,8 | 17:16:19 |
| | PRO | Bentley Continental GT3 | Bentley Team HTP | | | | | | |
| 4 | 77 | Abreu/Fraga/Jimenez | **BMW Sports Trophy Team Brasil** | 16 | **1:57.953** | 0.245 | 0.017 | 176,7 | 16:59:27 |
| | PRO | BMW Z4 | BMW Sports Trophy Team Brasil | | | | | | |
| 5 | 99 | **Bastian**/Dusseldorp/Juncadella | **ROWE Racing** | 25 | **1:57.961** | 0.253 | 0.008 | 176,7 | 17:40:21 |
| | PRO | Mercedes SLS AMG GT3 | ROWE Racing | | | | | | |
| 6 | 73 | Walkinshaw/**Plowman**/Dolby | **MRS GT Racing** | 22 | **1:58.017** | 0.309 | 0.056 | 176,6 | 17:33:40 |
| | PRO | Nissan GT-R Nismo GT3 | MRS GT Racing | | | | | | |
| 7 | 12 | Dermont/Hassid/**Perera** | **TDS Racing** | 25 | **1:58.040** | 0.332 | 0.023 | 176,6 | 17:33:55 |
| | PAM | BMW Z4 | TDS Racing | | | | | | |
| 8 | 1 | Rast/Rockenfeller/**Vanthoor** | **Belgian Audi Club Team WRT** | 16 | **1:58.057** | 0.349 | 0.017 | 176,6 | 17:38:42 |
| | PRO | Audi R8 LMS | Belgian Audi Club Team WRT | | | | | | |
| 9 | 18 | Morley/Johnston/**Engel** | **Black Falcon** | 26 | **1:58.136** | 0.428 | 0.079 | 176,5 | 17:33:31 |
| | PAM | Mercedes SLS AMG GT3 | Black Falcon | | | | | | |
| 10 | 21 | Al Faisal/**Haupt**/Buurman | **Black Falcon** | 28 | **1:58.137** | 0.429 | 0.001 | 176,5 | 17:42:38 |
| | PRO | Mercedes SLS AMG GT3 | Black Falcon | | | | | | |
| 11 | 9 | Zanardi/**Spengler**/Glock | **ROAL Motorsport** | 19 | **1:58.255** | 0.547 | 0.118 | 176,3 | 17:00:31 |
| | PRO | BMW Z4 | ROAL Motorsport | | | | | | |
| 12 | 35 | **Guilvert**/Mortara/Tambay | **Sainteloc** | 11 | **1:58.379** | 0.671 | 0.124 | 176,1 | 16:42:24 |
| | PRO | Audi R8 LMS Ultra | Sainteloc Junior Team | | | | | | |
| 13 | 19 | **Palmer**/Babini/Mul | **GRT Grasser Racing Team** | 26 | **1:58.394** | 0.686 | 0.015 | 176,1 | 17:46:45 |
| | PRO | Lamborghini Huracan | GRT Grasser Racing Team | | | | | | |
| 14 | 22 | Paletou/Sanchez/**Shulzhitskiy** | **Nissan GT Academy Team RJN** | 19 | **1:58.562** | 0.854 | 0.168 | 175,8 | 17:43:49 |
| | PAM | Nissan GT-R Nismo GT3 | Nissan GT Academy Team RJN | | | | | | |
| 15 | 17 | Andersen/**Jensen** | **Insight Racing Denmark** | 16 | **1:58.581** | 0.873 | 0.019 | 175,8 | 17:16:47 |
| | PAM | Ferrari 458 Italia | Insightracing dk | | | | | | |
| 16 | 34 | Ehret/Schmidt/**van der Zande** | **Car Collection Motorsport** | 14 | **1:58.614** | 0.906 | 0.033 | 175,8 | 16:55:41 |
| | PAM | Mercedes SLS AMG GT3 | Car Collection Motorsport | | | | | | |
| 17 | 75 | Salaquarda/Bonanomi/**Vervisch** | **ISR** | 15 | **1:58.690** | 0.982 | 0.076 | 175,6 | 17:44:11 |
| | PRO | Audi R8 LMS Ultra | ISR | | | | | | |
| 18 | 5 | **Fässler**/Mies/Haase | **Phoenix Racing** | 27 | **1:58.711** | 1.003 | 0.021 | 175,6 | 17:39:28 |
| | PRO | Audi R8 LMS | Phoenix Racing | | | | | | |
| 19 | 6 | Lee/Thong/**Winkelhock** | **Phoenix Racing** | 21 | **1:58.757** | 1.049 | 0.046 | 175,5 | 17:16:54 |
| | PRO | Audi R8 LMS Ultra | Phoenix Racing | | | | | | |
| 20 | 53 | Perazzini/Potolicchio/Cioci | **AF Corse** | 2 | **1:58.803** | 1.095 | 0.046 | 175,5 | 16:22:15 |
| | PAM | Ferrari 458 Italia | AF Corse | | | | | | |
| 21 | 20 | Vautier/**Moullin Traffort**/Pier Guidi | **Akka ASP** | 22 | **1:58.806** | 1.098 | 0.003 | 175,5 | 17:36:55 |
| | PRO | Ferrari 458 Italia | Akka ASP | | | | | | |
| 22 | 7 | Smith/Meyrick/**Kane** | **Bentley M-Sport** | 2 | **1:58.817** | 1.109 | 0.011 | 175,5 | 16:23:05 |
| | PRO | Bentley Continental GT3 | Bentley Team M-Sport | | | | | | |
| 23 | 98 | **Jäger**/Sylvest/Dontje | **ROWE Racing** | 26 | **1:58.818** | 1.110 | 0.001 | 175,5 | 17:39:15 |
| | PRO | Mercedes SLS AMG GT3 | ROWE Racing | | | | | | |
| 24 | 51 | Guedes/Cameron/Griffin | **AF Corse** | 7 | **1:58.928** | 1.220 | 0.110 | 175,3 | 16:35:40 |
| | PAM | Ferrari 458 Italia | AF Corse | | | | | | |
| 25 | 30 | Kelders/Hirschi/**Hirschi** | **Classic & Modern Racing** | 5 | **1:58.953** | 1.245 | 0.025 | 175,3 | 16:26:04 |
| | PAM | BMW Z4 | Pierre Hirschi | | | | | | |

# Blancpain Endurance Series

## Result List Pre-Qualifying Session

Provisional

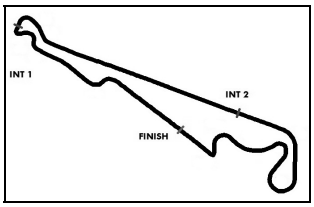


Circuit Paul Ricard Short, Length: 5791 m
Air temperature: 28.0°C
Track temperature: 29.9°C
Weather condition: Dry

Friday 19.6.2015 16:15

**started : 60** **classified : 60** **not classified : 0**

| | Nr. | Drivers | Team | Lap | Best Time | Gap | Diff | Kph | Day Time |
|---|---|---|---|---|---|---|---|---|---|
| | Cl. | Car | Entrant | | | | | | |
| 26 | 58 | Lapierre/Bell/**Estre** | **Von Ryan Racing** | 19 | **1:58.953** | 1.245 | | 175,3 | 17:16:13 |
| | PRO | McLaren 650 S GT3 | Von Ryan Racing | | | | | | |
| 27 | 32 | Wilson/Leonard/**Meadows** | **Leonard Motorsport AMR** | 8 | **1:58.991** | 1.283 | 0.038 | 175,2 | 16:44:12 |
| | PAM | Aston Martin Vantage GT3 | Aston Martin Racing | | | | | | |
| 28 | 41 | Vannelet/**Guibbert**/Santamato | **Sport Garage** | 12 | **1:58.995** | 1.287 | 0.004 | 175,2 | 17:42:32 |
| | PAM | Ferrari 458 Italia | Gilles Vannelet | | | | | | |
| 29 | 11 | Broniszewski/Bonacini/**Lyons** | **Kessel Racing** | 21 | **1:59.012** | 1.304 | 0.017 | 175,2 | 17:35:08 |
| | PAM | Ferrari 458 Italia | Kessel Racing | | | | | | |
| 30 | 79 | Modell/McCaig/**Bryant** | **Ecurie Ecosse** | 21 | **1:59.052** | 1.344 | 0.040 | 175,1 | 17:35:20 |
| | PAM | BMW Z4 | Alasdair McCaig | | | | | | |
| 31 | 23 | Chiyo/Reip/**Buncombe** | **Nissan GT Academy Team RJN** | 5 | **1:59.054** | 1.346 | 0.002 | 175,1 | 16:27:43 |
| | PRO | Nissan GT-R Nismo GT3 | Nissan GT Academy Team RJN | | | | | | |
| 32 | 2 | Frijns/**Müller**/Vernay | **Belgian Audi Club Team WRT** | 25 | **1:59.147** | 1.439 | 0.093 | 175,0 | 17:38:12 |
| | PRO | Audi R8 LMS Ultra | Belgian Audi Club Team WRT | | | | | | |
| 33 | 4 | Koebolt/Bottemanne/**Schothorst** | **Team WRT** | 22 | **1:59.161** | 1.453 | 0.014 | 175,0 | 17:35:18 |
| | PAM | Audi R8 LMS Ultra | Team WRT | | | | | | |
| 34 | 888 | Mowle/Ratcliffe/**Osborne** | **Triple 888 Racing** | 22 | **1:59.163** | 1.455 | 0.002 | 175,0 | 17:17:00 |
| | PAM | BMW Z4 | Triple 888 Racing | | | | | | |
| 35 | 66 | Parrow/Schwager/**Kaffer** | **Black Pearl Racing by Rinaldi** | 26 | **1:59.336** | 1.628 | 0.173 | 174,7 | 17:46:49 |
| | PRO | Ferrari 458 Italia | Black Pearl Racing by Rinaldi | | | | | | |
| 36 | 15 | Ojjeh/**Grötz** | **Boutsen Ginion** | 22 | **1:59.399** | 1.691 | 0.063 | 174,6 | 17:33:43 |
| | AM | BMW Z4 | Boutsen Ginion | | | | | | |
| 37 | 59 | Senna/Quaife Hobbs/**Parente** | **Von Ryan Racing** | 11 | **1:59.548** | 1.840 | 0.149 | 174,4 | 17:37:30 |
| | PRO | McLaren 650 S GT3 | Von Ryan Racing | | | | | | |
| 38 | 25 | Mancini/Birzhin/**Mastronardi** | **Glorax Racing** | 19 | **1:59.809** | 2.101 | 0.261 | 174,0 | 17:01:04 |
| | AM | Ferrari 458 Italia | Glorax Racing Suisse | | | | | | |
| 39 | 42 | Debs/Mardini/**Mislin** | **Sport Garage** | 14 | **1:59.818** | 2.110 | 0.009 | 174,0 | 16:54:29 |
| | AM | Ferrari 458 Italia | Sport Garage | | | | | | |
| 40 | 70 | Karachev/Vasilyev/**Asmer** | **GT Russian Team Viatti** | 6 | **1:59.865** | 2.157 | 0.047 | 173,9 | 16:33:11 |
| | PAM | Mercedes SLS AMG GT3 | GT Russian Team Viatti | | | | | | |
| 41 | 44 | Al Harthy/**Lloyd**/Adam | **Oman Racing Team** | 23 | **1:59.935** | 2.227 | 0.070 | 173,8 | 17:40:00 |
| | PRO | Aston Martin Vantage GT3 | Oman Racing Team | | | | | | |
| 42 | 46 | Paltalla/Luhr/**Martin** | **BMW Sports Trophy Team Marc VDS** | 5 | **1:59.958** | 2.250 | 0.023 | 173,8 | 16:25:58 |
| | PRO | BMW Z4 | BMW Sports Trophy Team Marc VDS | | | | | | |
| 43 | 16 | **Barthez**/Pons | **Akka ASP** | 12 | **1:59.961** | 2.253 | 0.003 | 173,8 | 16:43:21 |
| | AM | Ferrari 458 Italia | Akka ASP | | | | | | |
| 44 | 78 | **Sardarov**/Matchitski | **Team Russia by Barwell** | 26 | **2:00.137** | 2.429 | 0.176 | 173,5 | 17:39:23 |
| | AM | BMW Z4 | Team Russia by Barwell | | | | | | |
| 45 | 24 | Loggie/**Simonsen**/Westwood | **Team Parker Racing** | 23 | **2:00.401** | 2.693 | 0.264 | 173,2 | 17:17:03 |
| | AM | Audi R8 LMS Ultra | Team Parker Racing LTD | | | | | | |
| 46 | 8 | Buhk/**Soulet**/Soucek | **Bentley M-Sport** | 23 | **2:00.417** | 2.709 | 0.016 | 173,1 | 17:41:34 |
| | PRO | Bentley Continental GT3 | Bentley Team M-Sport | | | | | | |
| 47 | 52 | De Leener/**Sbirrazzuoli** | **AF Corse** | 3 | **2:00.499** | 2.791 | 0.082 | 173,0 | 16:25:13 |
| | PAM | Ferrari 458 Italia | AF Corse | | | | | | |
| 48 | 55 | Gitlin/**Ramos**/Chukanov | **Attempto Racing** | 7 | **2:00.537** | 2.829 | 0.038 | 173,0 | 16:31:26 |
| | PRO | McLaren 650 S GT3 | Attempto Racing | | | | | | |
| 49 | 28 | Bordet/Viron/**Orgeval** | **Delahaye Racing Team** | 13 | **2:00.573** | 2.865 | 0.036 | 172,9 | 16:47:02 |
| | AM | Porsche 997 GT3 R | Pierre Etienne Bordet | | | | | | |
| 50 | 3 | Richelmi/**Stippler**/Ortelli | **Belgian Audi Club Team WRT** | 3 | **2:00.690** | 2.982 | 0.117 | 172,7 | 16:28:29 |
| | PRO | Audi R8 LMS Ultra | Belgian Audi Club Team WRT | | | | | | |

# Blancpain Endurance Series

## Result List Pre-Qualifying Session

**Provisional**

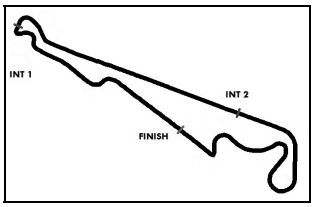


**Circuit Paul Ricard Short, Length: 5791 m**
**Air temperature: 28.0°C**
**Track temperature: 29.9°C**
**Weather condition: Dry**

**Friday 19.6.2015 16:15**

**started : 60 classified : 60 not classified : 0**

| | Nr. | Drivers | Team | Lap | Best Time | Gap | Diff | Kph | Day Time |
|---|---|---|---|---|---|---|---|---|---|
| | Cl. | Car | Entrant | | | | | | |
| **51** | 10 | **Beaubelique**/Ricci/Giauque | **Akka ASP** | 10 | **2:00.715** | 3.007 | 0.025 | 172,7 | 16:40:07 |
| | AM | Ferrari 458 Italia | Akka ASP | | | | | | |
| **52** | 56 | Häring/Konstantinou/**Schmickler** | **Attempto Racing** | 27 | **2:00.765** | 3.057 | 0.050 | 172,6 | 17:44:14 |
| | AM | Porsche 997 GT3 R | Attempto Racing | | | | | | |
| **53** | 54 | **Alvarez**/Yazbil/Borches | **Attempto Racing** | 23 | **2:01.261** | 3.553 | 0.496 | 171,9 | 17:35:39 |
| | PAM | McLaren 650 S GT3 | Attempto Racing | | | | | | |
| **54** | 111 | Earle/**Talbot**/Zanuttini | **Kessel Racing** | 20 | **2:01.414** | 3.706 | 0.153 | 171,7 | 17:01:08 |
| | AM | Ferrari 458 Italia | Kessel Racing | | | | | | |
| **55** | 33 | Heyer/**Toril**/Seyffarth | **Car Collection Motorsport** | 3 | **2:01.515** | 3.807 | 0.101 | 171,6 | 16:22:01 |
| | PRO | Mercedes SLS AMG GT3 | Car Collection Motorsport | | | | | | |
| **56** | 100 | Kemenater/**Hedman**/Julian | **DragonSpeed** | 19 | **2:01.602** | 3.894 | 0.087 | 171,4 | 17:40:27 |
| | PAM | Ferrari 458 Italia | DragonSpeed | | | | | | |
| **57** | 49 | **Bachelier**/Blank/Mallegol | **AF Corse** | 20 | **2:02.518** | 4.810 | 0.916 | 170,2 | 17:43:28 |
| | AM | Ferrari 458 Italia | AF Corse | | | | | | |
| **58** | 48 | Soenen/van Glabeke/**Lanting** | **AF Corse** | 12 | **2:02.909** | 5.201 | 0.391 | 169,6 | 16:41:13 |
| | AM | Ferrari 458 Italia | AF Corse | | | | | | |
| **59** | 50 | Kondakov/**Moiseev**/Ragazzi | **AF Corse** | 4 | **2:03.321** | 5.613 | 0.412 | 169,1 | 16:45:47 |
| | AM | Ferrari 458 Italia | AF Corse | | | | | | |
| **60** | 36 | Buffin/Cabannes/**Lallemant** | **Sainteloc** | 23 | **2:03.587** | 5.879 | 0.266 | 168,7 | 17:35:56 |
| | AM | Audi R8 LMS Ultra | Sainteloc Junior Team | | | | | | |

**Subject to final scrutineering!**

Publications Time: Clerk of the course: Time Keeping:

# Blancpain Endurance Series

## Result List - Class Pre-Qualifying Session

Provisional

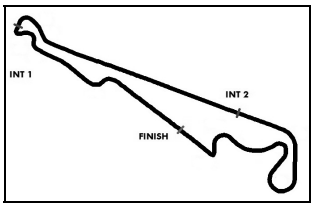


Circuit Paul Ricard Short, Length: 5791 m
Air temperature: 27.8°C
Track temperature: 29.8°C
Weather condition: Dry

Friday 19.6.2015 16:15

**started : 60** **classified : 60** **not classified : 0**

### CLASS: AM CUP

**Started: 14** **Classified: 14** **Not Classified: 0**

| | Nr. | Drivers / Car | Team / Competitor | Lap | Best Time | Gap | Diff | Kph | Day Time |
|---|---|---|---|---|---|---|---|---|---|
| 1 | 15 | Ojjeh/**Grötz**<br>BMW Z4 | **Boutsen Ginion**<br>Boutsen Ginion | 22 | **1:59.399** | | | 174,6 | 17:33:43 |
| 2 | 25 | Mancini/Birzhin/**Mastronardi**<br>Ferrari 458 Italia | **Glorax Racing**<br>Glorax Racing Suisse | 19 | **1:59.809** | 0.410 | 0.410 | 174,0 | 17:01:04 |
| 3 | 42 | Debs/Mardini/**Mislin**<br>Ferrari 458 Italia | **Sport Garage**<br>Sport Garage | 14 | **1:59.818** | 0.419 | 0.009 | 174,0 | 16:54:29 |
| 4 | 16 | **Barthez**/Pons<br>Ferrari 458 Italia | **Akka ASP**<br>Akka ASP | 12 | **1:59.961** | 0.562 | 0.143 | 173,8 | 16:43:21 |
| 5 | 78 | **Sardarov**/Matchitski<br>BMW Z4 | **Team Russia by Barwell**<br>Team Russia by Barwell | 26 | **2:00.137** | 0.738 | 0.176 | 173,5 | 17:39:23 |
| 6 | 24 | Loggie/**Simonsen**/Westwood<br>Audi R8 LMS Ultra | **Team Parker Racing**<br>Team Parker Racing LTD | 23 | **2:00.401** | 1.002 | 0.264 | 173,2 | 17:17:03 |
| 7 | 28 | Bordet/Viron/**Orgeval**<br>Porsche 997 GT3 R | **Delahaye Racing Team**<br>Pierre Etienne Bordet | 13 | **2:00.573** | 1.174 | 0.172 | 172,9 | 16:47:02 |
| 8 | 10 | **Beaubelique**/Ricci/Giauque<br>Ferrari 458 Italia | **Akka ASP**<br>Akka ASP | 10 | **2:00.715** | 1.316 | 0.142 | 172,7 | 16:40:07 |
| 9 | 56 | Häring/Konstantinou/**Schmickler**<br>Porsche 997 GT3 R | **Attempto Racing**<br>Attempto Racing | 27 | **2:00.765** | 1.366 | 0.050 | 172,6 | 17:44:14 |
| 10 | 111 | Earle/**Talbot**/Zanuttini<br>Ferrari 458 Italia | **Kessel Racing**<br>Kessel Racing | 20 | **2:01.414** | 2.015 | 0.649 | 171,7 | 17:01:08 |
| 11 | 49 | **Bachelier**/Blank/Mallegol<br>Ferrari 458 Italia | **AF Corse**<br>AF Corse | 20 | **2:02.518** | 3.119 | 1.104 | 170,2 | 17:43:28 |
| 12 | 48 | Soenen/van Glabeke/**Lanting**<br>Ferrari 458 Italia | **AF Corse**<br>AF Corse | 12 | **2:02.909** | 3.510 | 0.391 | 169,6 | 16:41:13 |
| 13 | 50 | Kondakov/**Moiseev**/Ragazzi<br>Ferrari 458 Italia | **AF Corse**<br>AF Corse | 4 | **2:03.321** | 3.922 | 0.412 | 169,1 | 16:45:47 |
| 14 | 36 | Buffin/Cabannes/**Lallemant**<br>Audi R8 LMS Ultra | **Sainteloc**<br>Sainteloc Junior Team | 23 | **2:03.587** | 4.188 | 0.266 | 168,7 | 17:35:56 |

### CLASS: PRO-AM CUP

**Started: 18** **Classified: 18** **Not Classified: 0**

| | Nr. | Drivers / Car | Team / Competitor | Lap | Best Time | Gap | Diff | Kph | Day Time |
|---|---|---|---|---|---|---|---|---|---|
| 1 | 12 | Dermont/Hassid/**Perera**<br>BMW Z4 | **TDS Racing**<br>TDS Racing | 25 | **1:58.040** | | | 176,6 | 17:33:55 |
| 2 | 18 | Morley/Johnston/**Engel**<br>Mercedes SLS AMG GT3 | **Black Falcon**<br>Black Falcon | 26 | **1:58.136** | 0.096 | 0.096 | 176,5 | 17:33:31 |
| 3 | 22 | Paletou/Sanchez/**Shulzhitskiy**<br>Nissan GT-R Nismo GT3 | **Nissan GT Academy Team RJN**<br>Nissan GT Academy Team RJN | 19 | **1:58.562** | 0.522 | 0.426 | 175,8 | 17:43:49 |
| 4 | 17 | Andersen/**Jensen**<br>Ferrari 458 Italia | **Insight Racing Denmark**<br>Insightracing dk | 16 | **1:58.581** | 0.541 | 0.019 | 175,8 | 17:16:47 |
| 5 | 34 | Ehret/Schmidt/**van der Zande**<br>Mercedes SLS AMG GT3 | **Car Collection Motorsport**<br>Car Collection Motorsport | 14 | **1:58.614** | 0.574 | 0.033 | 175,8 | 16:55:41 |
| 6 | 53 | Perazzini/Potolicchio/Cioci<br>Ferrari 458 Italia | **AF Corse**<br>AF Corse | 2 | **1:58.803** | 0.763 | 0.189 | 175,5 | 16:22:15 |
| 7 | 51 | Guedes/Cameron/Griffin<br>Ferrari 458 Italia | **AF Corse**<br>AF Corse | 7 | **1:58.928** | 0.888 | 0.125 | 175,3 | 16:35:40 |
| 8 | 30 | Kelders/Hirschi/**Hirschi**<br>BMW Z4 | **Classic & Modern Racing**<br>Pierre Hirschi | 5 | **1:58.953** | 0.913 | 0.025 | 175,3 | 16:26:04 |
| 9 | 32 | Wilson/Leonard/**Meadows**<br>Aston Martin Vantage GT3 | **Leonard Motorsport AMR**<br>Aston Martin Racing | 8 | **1:58.991** | 0.951 | 0.038 | 175,2 | 16:44:12 |

# Blancpain Endurance Series

## Result List - Class Pre-Qualifying Session

Provisional

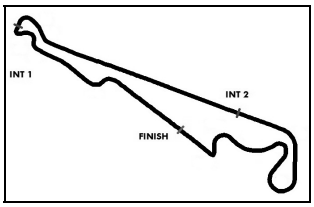


Circuit Paul Ricard Short, Length: 5791 m
Air temperature: 27.8°C
Track temperature: 29.8°C
Weather condition: Dry

Friday 19.6.2015 16:15

**started : 60 classified : 60 not classified : 0**

| | Nr. | Drivers<br>Car | Team<br>Competitor | Lap | Best Time | Gap | Diff | Kph | Day Time |
|---|---|---|---|---|---|---|---|---|---|
| 10 | 41 | Vannelet/**Guibbert**/Santamato<br>Ferrari 458 Italia | **Sport Garage**<br>Gilles Vannelet | 12 | **1:58.995** | 0.955 | 0.004 | 175,2 | 17:42:32 |
| 11 | 11 | Broniszewski/Bonacini/**Lyons**<br>Ferrari 458 Italia | **Kessel Racing**<br>Kessel Racing | 21 | **1:59.012** | 0.972 | 0.017 | 175,2 | 17:35:08 |
| 12 | 79 | Modell/McCaig/**Bryant**<br>BMW Z4 | **Ecurie Ecosse**<br>Alasdair McCaig | 21 | **1:59.052** | 1.012 | 0.040 | 175,1 | 17:35:20 |
| 13 | 4 | Koebolt/Bottemanne/**Schothorst**<br>Audi R8 LMS Ultra | **Team WRT**<br>Team WRT | 22 | **1:59.161** | 1.121 | 0.109 | 175,0 | 17:35:18 |
| 14 | 888 | Mowle/Ratcliffe/**Osborne**<br>BMW Z4 | **Triple 888 Racing**<br>Triple 888 Racing | 22 | **1:59.163** | 1.123 | 0.002 | 175,0 | 17:17:00 |
| 15 | 70 | Karachev/Vasilyev/**Asmer**<br>Mercedes SLS AMG GT3 | **GT Russian Team Viatti**<br>GT Russian Team Viatti | 6 | **1:59.865** | 1.825 | 0.702 | 173,9 | 16:33:11 |
| 16 | 52 | De Leener/**Sbirrazzuoli**<br>Ferrari 458 Italia | **AF Corse**<br>AF Corse | 3 | **2:00.499** | 2.459 | 0.634 | 173,0 | 16:25:13 |
| 17 | 54 | **Alvarez**/Yazbil/Borches<br>McLaren 650 S GT3 | **Attempto Racing**<br>Attempto Racing | 23 | **2:01.261** | 3.221 | 0.762 | 171,9 | 17:35:39 |
| 18 | 100 | Kemenater/**Hedman**/Julian<br>Ferrari 458 Italia | **DragonSpeed**<br>DragonSpeed | 19 | **2:01.602** | 3.562 | 0.341 | 171,4 | 17:40:27 |

**CLASS: PRO CUP**

**Started: 28 Classified: 28 Not Classified: 0**

| | | | | | | | | | |
|---|---|---|---|---|---|---|---|---|---|
| 1 | 63 | Venturini/Zaugg/**Bortolotti**<br>Lamborghini Huracan | **GRT Grasser Racing Team**<br>GRT Grasser Racing Team | 19 | **1:57.708** | | | 177,1 | 17:16:45 |
| 2 | 333 | Salikhov/Seefried/**Siedler**<br>Ferrari 458 Italia | **Rinaldi Racing**<br>Rinaldi Racing | 17 | **1:57.839** | 0.131 | 0.131 | 176,9 | 17:38:59 |
| 3 | 84 | Primat/Parisy/**Abril**<br>Bentley Continental GT3 | **Bentley Team HTP**<br>Bentley Team HTP | 19 | **1:57.936** | 0.228 | 0.097 | 176,8 | 17:16:19 |
| 4 | 77 | Abreu/Fraga/Jimenez<br>BMW Z4 | **BMW Sports Trophy Team Brasil**<br>BMW Sports Trophy Team Brasil | 16 | **1:57.953** | 0.245 | 0.017 | 176,7 | 16:59:27 |
| 5 | 99 | **Bastian**/Dusseldorp/Juncadella<br>Mercedes SLS AMG GT3 | **ROWE Racing**<br>ROWE Racing | 25 | **1:57.961** | 0.253 | 0.008 | 176,7 | 17:40:21 |
| 6 | 73 | Walkinshaw/**Plowman**/Dolby<br>Nissan GT-R Nismo GT3 | **MRS GT Racing**<br>MRS GT Racing | 22 | **1:58.017** | 0.309 | 0.056 | 176,6 | 17:33:40 |
| 7 | 1 | Rast/Rockenfeller/**Vanthoor**<br>Audi R8 LMS | **Belgian Audi Club Team WRT**<br>Belgian Audi Club Team WRT | 16 | **1:58.057** | 0.349 | 0.040 | 176,6 | 17:38:42 |
| 8 | 21 | Al Faisal/**Haupt**/Buurman<br>Mercedes SLS AMG GT3 | **Black Falcon**<br>Black Falcon | 28 | **1:58.137** | 0.429 | 0.080 | 176,5 | 17:42:38 |
| 9 | 9 | Zanardi/**Spengler**/Glock<br>BMW Z4 | **ROAL Motorsport**<br>ROAL Motorsport | 19 | **1:58.255** | 0.547 | 0.118 | 176,3 | 17:00:31 |
| 10 | 35 | **Guilvert**/Mortara/Tambay<br>Audi R8 LMS Ultra | **Sainteloc**<br>Sainteloc Junior Team | 11 | **1:58.379** | 0.671 | 0.124 | 176,1 | 16:42:24 |
| 11 | 19 | **Palmer**/Babini/Mul<br>Lamborghini Huracan | **GRT Grasser Racing Team**<br>GRT Grasser Racing Team | 26 | **1:58.394** | 0.686 | 0.015 | 176,1 | 17:46:45 |
| 12 | 75 | Salaquarda/Bonanomi/**Vervisch**<br>Audi R8 LMS Ultra | **ISR**<br>ISR | 15 | **1:58.690** | 0.982 | 0.296 | 175,6 | 17:44:11 |
| 13 | 5 | **Fässler**/Mies/Haase<br>Audi R8 LMS | **Phoenix Racing**<br>Phoenix Racing | 27 | **1:58.711** | 1.003 | 0.021 | 175,6 | 17:39:28 |
| 14 | 6 | Lee/Thong/**Winkelhock**<br>Audi R8 LMS Ultra | **Phoenix Racing**<br>Phoenix Racing | 21 | **1:58.757** | 1.049 | 0.046 | 175,5 | 17:16:54 |
| 15 | 20 | Vautier/**Moullin Traffort**/Pier Guidi<br>Ferrari 458 Italia | **Akka ASP**<br>Akka ASP | 22 | **1:58.806** | 1.098 | 0.049 | 175,5 | 17:36:55 |

# Blancpain Endurance Series

## Result List - Class Pre-Qualifying Session

Provisional

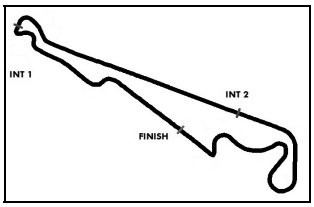


Circuit Paul Ricard Short, Length: 5791 m
Air temperature: 27.8°C
Track temperature: 29.8°C
Weather condition: Dry

Friday 19.6.2015 16:15

**started : 60 classified : 60 not classified : 0**

| | Nr. | Drivers<br>Car | Team<br>Competitor | Lap | Best Time | Gap | Diff | Kph | Day Time |
|---|---|---|---|---|---|---|---|---|---|
| 16 | 7 | Smith/Meyrick/**Kane**<br>Bentley Continental GT3 | **Bentley M-Sport**<br>Bentley Team M-Sport | 2 | **1:58.817** | 1.109 | 0.011 | 175,5 | 16:23:05 |
| 17 | 98 | **Jäger**/Sylvest/Dontje<br>Mercedes SLS AMG GT3 | **ROWE Racing**<br>ROWE Racing | 26 | **1:58.818** | 1.110 | 0.001 | 175,5 | 17:39:15 |
| 18 | 58 | Lapierre/Bell/**Estre**<br>McLaren 650 S GT3 | **Von Ryan Racing**<br>Von Ryan Racing | 19 | **1:58.953** | 1.245 | 0.135 | 175,3 | 17:16:13 |
| 19 | 23 | Chiyo/Reip/**Buncombe**<br>Nissan GT-R Nismo GT3 | **Nissan GT Academy Team RJN**<br>Nissan GT Academy Team RJN | 5 | **1:59.054** | 1.346 | 0.101 | 175,1 | 16:27:43 |
| 20 | 2 | Frijns/**Müller**/Vernay<br>Audi R8 LMS Ultra | **Belgian Audi Club Team WRT**<br>Belgian Audi Club Team WRT | 25 | **1:59.147** | 1.439 | 0.093 | 175,0 | 17:38:12 |
| 21 | 66 | Parrow/Schwager/**Kaffer**<br>Ferrari 458 Italia | **Black Pearl Racing by Rinaldi**<br>Black Pearl Racing by Rinaldi | 26 | **1:59.336** | 1.628 | 0.189 | 174,7 | 17:46:49 |
| 22 | 59 | Senna/Quaife Hobbs/**Parente**<br>McLaren 650 S GT3 | **Von Ryan Racing**<br>Von Ryan Racing | 11 | **1:59.548** | 1.840 | 0.212 | 174,4 | 17:37:30 |
| 23 | 44 | Al Harthy/**Lloyd**/Adam<br>Aston Martin Vantage GT3 | **Oman Racing Team**<br>Oman Racing Team | 23 | **1:59.935** | 2.227 | 0.387 | 173,8 | 17:40:00 |
| 24 | 46 | Paltalla/Luhr/**Martin**<br>BMW Z4 | **BMW Sports Trophy Team Marc VDS**<br>BMW Sports Trophy Team Marc VDS | 5 | **1:59.958** | 2.250 | 0.023 | 173,8 | 16:25:58 |
| 25 | 8 | Buhk/**Soulet**/Soucek<br>Bentley Continental GT3 | **Bentley M-Sport**<br>Bentley Team M-Sport | 23 | **2:00.417** | 2.709 | 0.459 | 173,1 | 17:41:34 |
| 26 | 55 | Gitlin/**Ramos**/Chukanov<br>McLaren 650 S GT3 | **Attempto Racing**<br>Attempto Racing | 7 | **2:00.537** | 2.829 | 0.120 | 173,0 | 16:31:26 |
| 27 | 3 | Richelmi/**Stippler**/Ortelli<br>Audi R8 LMS Ultra | **Belgian Audi Club Team WRT**<br>Belgian Audi Club Team WRT | 3 | **2:00.690** | 2.982 | 0.153 | 172,7 | 16:28:29 |
| 28 | 33 | Heyer/**Toril**/Seyffarth<br>Mercedes SLS AMG GT3 | **Car Collection Motorsport**<br>Car Collection Motorsport | 3 | **2:01.515** | 3.807 | 0.825 | 171,6 | 16:22:01 |

**Subject to final scrutineering!**

Publications Time: Clerk of the course: Time Keeping:

# Blancpain Endurance Series

## Lap analysis Pre-Qualifying Session

Provisional

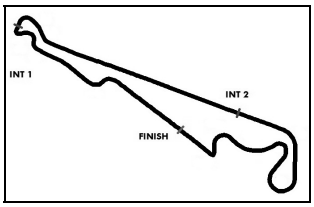


Circuit Paul Ricard Short, Length: 5791 m
Air temperature: 28.0°C
Track temperature: 29.9°C
Weather condition: Dry

Friday 19.6.2015 16:15

# Lap analysis: Pre-Qualifying Session

**1** Rast, DEU/ Rockenfeller, DEU/ Vanthoor, BEL , **theoretical besttime: 1:57.654**

| Lap | Time | SE1 | SP1 | SE2 | SP2 | SE3 | SP3 | Lap | Time | SE1 | SP1 | SE2 | SP2 | SE3 | SP3 |
|---|---|---|---|---|---|---|---|---|---|---|---|---|---|---|---|
| 1 | 6:08.037 | 4:38.455 | 98 | 30.926 | 275 | 58.656 | | 11 | 2:01.178 | 36.650 | 98 | 30.476 | 276 | 54.052 | |
| 2 | 2:00.756 | 36.352 | 98 | 30.650 | 277 | 53.754 | | 12 | 2:26.131 | 36.041 | 98 | 30.524 | 275 | 1:19.566 | |
| 3 | 2:02.100 | 36.504 | 94 | 31.781 | 276 | 53.815 | | 13 | 14:12.437 | 12:40.728 | 99 | 30.645 | 278 | 1:01.064 | |
| 4 | 1:59.946 | 36.232 | 99 | 30.381 | 278 | 53.333 | | 14 | 1:58.360 | 36.117 | 100 | 30.145 | 278 | ***52.098*** | |
| 5 | 2:12.685 | 37.095 | 99 | 30.512 | 278 | 1:05.078 | | 15 | 1:59.412 | 36.116 | ***102*** | 30.315 | 277 | 52.981 | |
| 6 | 6:52.929 | 5:26.247 | 97 | 31.451 | 272 | 55.231 | | 16 | ***1:58.057*** | ***35.498*** | 99 | ***30.058*** | ***280*** | 52.501 | |
| 7 | 2:00.097 | 36.140 | 100 | 30.525 | 277 | 53.432 | | 17 | 2:00.018 | 37.032 | 102 | 30.216 | 276 | 52.770 | |
| 8 | 2:04.119 | 36.110 | 97 | 31.188 | 278 | 56.821 | | 18 | 1:59.534 | 35.625 | 99 | 30.182 | 278 | 53.727 | |
| 9 | 2:12.807 | 36.312 | 96 | 30.581 | 277 | 1:05.914 | | 19 | 2:09.786 | 35.766 | 97 | 30.234 | 279 | 1:03.786 | |
| 10 | 31:32.957 | 30:07.741 | 96 | 31.018 | 272 | 54.198 | | | | | | | | | |

**2** Frijns, NLD/ Müller, DEU/ Vernay, FRA , **theoretical besttime: 1:58.612**

| Lap | Time | SE1 | SP1 | SE2 | SP2 | SE3 | SP3 | Lap | Time | SE1 | SP1 | SE2 | SP2 | SE3 | SP3 |
|---|---|---|---|---|---|---|---|---|---|---|---|---|---|---|---|
| 1 | 3:01.767 | 1:32.768 | 99 | 31.003 | 271 | 57.996 | | 16 | 2:03.485 | 36.985 | 97 | 30.801 | 272 | 55.699 | |
| 2 | 2:02.942 | 37.102 | 98 | 30.749 | 273 | 55.091 | | 17 | 2:02.999 | 37.622 | 95 | 30.870 | 271 | 54.507 | |
| 3 | 2:03.952 | 37.671 | 101 | 30.459 | ***280*** | 55.822 | | 18 | 2:10.839 | 36.319 | 99 | 30.700 | 272 | 1:03.820 | |
| 4 | 2:02.269 | 36.823 | 99 | 30.671 | 279 | 54.775 | | 19 | 3:37.180 | 2:11.506 | ***104*** | 30.745 | 275 | 54.929 | |
| 5 | 2:01.940 | 37.603 | 101 | 30.656 | 273 | 53.681 | | 20 | 2:19.711 | 36.105 | 103 | 30.492 | 272 | 1:13.114 | |
| 6 | 2:11.351 | 36.927 | 100 | 30.461 | 274 | 1:03.963 | | 21 | 12:10.335 | 10:45.563 | 102 | 30.820 | 269 | 53.952 | |
| 7 | 5:01.423 | 3:35.172 | 99 | 31.413 | 273 | 54.838 | | 22 | 2:04.326 | 36.257 | 102 | 30.590 | 276 | 57.479 | |
| 8 | 2:01.342 | 36.561 | 99 | 30.656 | 275 | 54.125 | | 23 | 2:55.422 | 45.190 | 96 | 33.950 | 236 | 1:36.282 | |
| 9 | 2:01.827 | 36.499 | 97 | 30.790 | 273 | 54.538 | | 24 | 17:04.891 | 15:34.407 | 98 | 32.333 | 257 | 58.151 | |
| 10 | 2:02.146 | 37.575 | 94 | 30.374 | 276 | 54.197 | | 25 | ***1:59.147*** | 36.101 | 101 | 30.389 | 275 | ***52.657*** | |
| 11 | 2:01.739 | 36.290 | 100 | 30.529 | 276 | 54.920 | | 26 | 2:02.703 | 35.932 | 100 | ***30.295*** | 277 | 56.476 | |
| 12 | 2:05.115 | 37.165 | 94 | 30.712 | 275 | 57.238 | | 27 | 2:00.504 | ***35.660*** | 101 | 30.557 | 276 | 54.287 | |
| 13 | 2:01.052 | 36.253 | 100 | 30.692 | 273 | 54.107 | | 28 | 1:59.548 | 35.849 | 100 | 30.441 | 276 | 53.258 | |
| 14 | 2:03.827 | 36.425 | 99 | 31.083 | 275 | 56.319 | | 29 | 2:12.145 | 35.790 | 99 | 30.299 | 275 | 1:06.056 | |
| 15 | 2:01.775 | 36.190 | 100 | 30.877 | 272 | 54.708 | | | | | | | | | |

**3** Richelmi, MCO/ Stippler, DEU/ Ortelli, MCO , **theoretical besttime: 2:00.573**

| Lap | Time | SE1 | SP1 | SE2 | SP2 | SE3 | SP3 | Lap | Time | SE1 | SP1 | SE2 | SP2 | SE3 | SP3 |
|---|---|---|---|---|---|---|---|---|---|---|---|---|---|---|---|
| 1 | 9:26.615 | 7:59.842 | 85 | 32.262 | 271 | 54.511 | | 8 | 2:01.667 | 36.814 | 99 | 30.956 | 272 | 53.897 | |
| 2 | 2:01.769 | 36.644 | 100 | 30.754 | 277 | 54.371 | | 9 | 2:01.301 | ***36.400*** | ***101*** | 30.694 | 273 | 54.207 | |
| 3 | ***2:00.690*** | 36.417 | 100 | 30.605 | ***278*** | ***53.668*** | | 10 | 2:12.126 | 37.046 | 97 | 30.869 | 274 | 1:04.211 | |
| 4 | 2:05.268 | 37.022 | 100 | 30.570 | 273 | 57.676 | | 11 | 6:20.957 | 4:54.036 | 100 | 31.211 | 271 | 55.710 | |
| 5 | 2:02.185 | 36.542 | 100 | 30.675 | 274 | 54.968 | | 12 | 2:02.119 | 36.983 | 99 | 30.809 | 271 | 54.327 | |
| 6 | 2:13.523 | 36.807 | 100 | ***30.505*** | 276 | 1:06.211 | | 13 | 2:02.482 | 36.897 | 100 | 30.824 | 275 | 54.761 | |
| 7 | 7:53.819 | 6:28.455 | 98 | 30.828 | 270 | 54.536 | | 14 | | 36.838 | 99 | 30.874 | 266 | | |

**4** Koebolt, NLD/ Bottemanne, FRA/ Schothorst, NLD , **theoretical besttime: 1:59.071**

| Lap | Time | SE1 | SP1 | SE2 | SP2 | SE3 | SP3 | Lap | Time | SE1 | SP1 | SE2 | SP2 | SE3 | SP3 |
|---|---|---|---|---|---|---|---|---|---|---|---|---|---|---|---|
| 1 | 5:39.525 | 3:59.019 | 86 | 36.020 | 197 | 1:04.486 | | 14 | 2:03.798 | 37.102 | 100 | 31.678 | 276 | 55.018 | |
| 2 | 2:11.451 | 40.319 | 91 | 33.494 | 258 | 57.638 | | 15 | 2:01.690 | 36.827 | 101 | 30.683 | 272 | 54.180 | |
| 3 | 2:27.445 | 40.372 | 87 | 33.145 | 249 | 1:13.928 | | 16 | 2:44.619 | 38.658 | 91 | 38.814 | 190 | 1:27.147 | |
| 4 | 6:25.477 | 5:00.601 | 86 | 30.607 | ***280*** | 54.269 | | 17 | 10:51.883 | 9:25.401 | 93 | 31.430 | 273 | 55.052 | |
| 5 | 2:01.287 | 36.339 | 98 | 30.600 | 278 | 54.348 | | 18 | 2:01.311 | 36.932 | 102 | 30.559 | 276 | 53.820 | |
| 6 | 2:15.024 | 36.696 | 96 | 33.417 | 272 | 1:04.911 | | 19 | 2:52.146 | 38.295 | 94 | 45.572 | 176 | 1:28.279 | |
| 7 | 5:58.852 | 4:27.214 | 84 | 36.331 | 245 | 55.307 | | 20 | 11:48.737 | 10:16.284 | 99 | 31.903 | 271 | 1:00.550 | |
| 8 | 2:03.715 | 36.730 | 100 | 30.538 | 272 | 56.447 | | 21 | 2:00.063 | 36.022 | 102 | 30.268 | 276 | 53.773 | |
| 9 | 1:59.701 | 36.089 | 95 | 30.519 | 273 | 53.093 | | 22 | ***1:59.161*** | 36.104 | 101 | ***30.151*** | 278 | ***52.906*** | |
| 10 | 2:00.640 | 36.043 | 98 | 30.536 | 276 | 54.061 | | 23 | 2:09.958 | 38.494 | 97 | 33.833 | 222 | 57.631 | |
| 11 | 2:15.163 | 38.254 | 95 | 30.660 | 273 | 1:06.249 | | 24 | 1:59.492 | ***36.014*** | ***103*** | 30.170 | 276 | 53.308 | |
| 12 | 4:33.465 | 3:07.263 | 99 | 31.027 | 270 | 55.175 | | 25 | 2:12.774 | 38.432 | 102 | 30.372 | 276 | 1:03.970 | |
| 13 | 2:03.368 | 37.737 | 101 | 30.883 | 271 | 54.748 | | | | | | | | | |

**5** Fässler, CHE/ Mies, DEU/ Haase, DEU , **theoretical besttime: 1:58.475**

| Lap | Time | SE1 | SP1 | SE2 | SP2 | SE3 | SP3 | Lap | Time | SE1 | SP1 | SE2 | SP2 | SE3 | SP3 |
|---|---|---|---|---|---|---|---|---|---|---|---|---|---|---|---|
| 1 | 2:29.003 | 58.874 | 97 | 31.114 | 276 | 59.015 | | 17 | 1:59.723 | 35.872 | 100 | 30.362 | 280 | 53.489 | |
| 2 | 2:02.570 | 36.889 | 95 | 31.026 | 281 | 54.655 | | 18 | 1:59.926 | 35.992 | 97 | 30.440 | 279 | 53.494 | |
| 3 | 2:11.946 | 37.252 | 98 | 30.469 | 282 | 1:04.225 | | 19 | 2:26.525 | 35.871 | 99 | 30.851 | 227 | 1:19.803 | |
| 4 | 2:56.229 | 1:31.139 | 95 | 30.430 | 283 | 54.660 | | 20 | 11:17.706 | 9:52.024 | 94 | 30.598 | 278 | 55.084 | |

# Blancpain Endurance Series

## Lap analysis Pre-Qualifying Session

Provisional

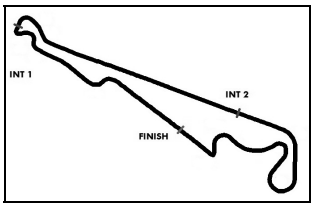


Circuit Paul Ricard Short, Length: 5791 m
Air temperature: 28.0°C
Track temperature: 29.9°C
Weather condition: Dry

Friday 19.6.2015 16:15

# Lap analysis: Pre-Qualifying Session

| Lap | Time | SE1 | SP1 | SE2 | SP2 | SE3 | SP3 | Lap | Time | SE1 | SP1 | SE2 | SP2 | SE3 | SP3 |
|---|---|---|---|---|---|---|---|---|---|---|---|---|---|---|---|
| 5 | 1:59.511 | 36.188 | ***104*** | 30.192 | 280 | 53.131 | | 21 | 2:01.421 | 36.598 | 98 | 30.289 | 279 | 54.534 | |
| 6 | 1:59.292 | 36.040 | 102 | 30.214 | 279 | 53.038 | | 22 | 2:39.909 | 36.187 | 99 | 32.444 | 212 | 1:31.278 | |
| 7 | 2:00.041 | 36.005 | 98 | 30.156 | 281 | 53.880 | | 23 | 12:35.816 | 11:04.170 | 96 | 30.531 | 280 | 1:01.115 | |
| 8 | 2:10.980 | 36.067 | 98 | 30.368 | 283 | 1:04.545 | | 24 | 1:59.268 | 35.718 | 99 | 30.094 | 283 | 53.456 | |
| 9 | 3:25.930 | 2:01.636 | 97 | 30.575 | 277 | 53.719 | | 25 | 2:01.988 | 36.361 | 101 | 29.973 | 285 | 55.654 | |
| 10 | 1:59.235 | 35.888 | 101 | 30.198 | 279 | 53.149 | | 26 | 2:00.252 | 36.109 | 95 | 30.755 | 277 | 53.388 | |
| 11 | 1:59.601 | 35.932 | 100 | 30.216 | 279 | 53.453 | | 27 | ***1:58.711*** | ***35.671*** | 101 | 30.121 | 283 | ***52.919*** | |
| 12 | 1:59.964 | 35.763 | 99 | 30.232 | 278 | 53.969 | | 28 | 1:58.891 | 35.826 | 101 | 30.042 | 281 | 53.023 | |
| 13 | 2:12.109 | 35.931 | 98 | 32.517 | 276 | 1:03.661 | | 29 | 1:58.788 | 35.948 | 100 | ***29.885*** | ***288*** | 52.955 | |
| 14 | 8:00.357 | 6:35.148 | 98 | 30.645 | 276 | 54.564 | | 30 | 1:59.414 | 35.715 | 99 | 30.334 | 281 | 53.365 | |
| 15 | 2:00.417 | 36.136 | 100 | 30.307 | 281 | 53.974 | | 31 | 2:24.212 | 35.955 | 100 | 30.166 | 279 | 1:18.091 | |
| 16 | 2:00.013 | 35.809 | 100 | 30.360 | 278 | 53.844 | | | | | | | | | |

**6** Lee, CHN/ Thong, CHN/ Winkelhock, DEU , **theoretical besttime: 1:58.757**

| | | | | | | | | | | | | | |
|---|---|---|---|---|---|---|---|---|---|---|---|---|---|
| 1 | 3:37.436 | 2:08.874 | 97 | 32.418 | 270 | 56.144 | 16 | 4:12.400 | 2:45.237 | 97 | 30.969 | 271 | 56.194 |
| 2 | 2:03.039 | 37.591 | 100 | 30.798 | 274 | 54.650 | 17 | 2:00.053 | 36.130 | 101 | 30.558 | 275 | 53.365 |
| 3 | 2:03.073 | 37.607 | 98 | 30.813 | 276 | 54.653 | 18 | 2:06.038 | 36.314 | 100 | 30.640 | 267 | 59.084 |
| 4 | 2:01.430 | 36.561 | 96 | 30.633 | 276 | 54.236 | 19 | 2:49.989 | 38.128 | 102 | 37.587 | 208 | 1:34.274 |
| 5 | 2:12.019 | 37.264 | 96 | 30.519 | 276 | 1:04.236 | 20 | 10:50.023 | 9:23.415 | 98 | 30.625 | 273 | 55.983 |
| 6 | 3:57.557 | 2:31.346 | 101 | 31.466 | 272 | 54.745 | 21 | ***1:58.757*** | ***35.606*** | ***104*** | ***30.191*** | 276 | ***52.960*** |
| 7 | 3:00.439 | 36.661 | 92 | 1:28.480 | 269 | 55.298 | 22 | 3:01.205 | 43.169 | 92 | 42.594 | 210 | 1:35.442 |
| 8 | 2:01.583 | 36.721 | 98 | 30.670 | 276 | 54.192 | 23 | 11:52.073 | 10:25.506 | 99 | 30.752 | 276 | 55.815 |
| 9 | 2:01.278 | 36.712 | 100 | 30.571 | 274 | 53.995 | 24 | 1:59.907 | 36.343 | 100 | 30.554 | 274 | 53.010 |
| 10 | 2:12.903 | 37.179 | 101 | 30.756 | 275 | 1:04.968 | 25 | 1:59.964 | 36.367 | 102 | 30.351 | 276 | 53.246 |
| 11 | 4:28.951 | 3:04.056 | 97 | 31.128 | 272 | 53.767 | 26 | 2:00.402 | 36.137 | 98 | 30.496 | 275 | 53.769 |
| 12 | 2:01.205 | 36.853 | 101 | 30.702 | 275 | 53.650 | 27 | 2:15.144 | 37.175 | 92 | 30.568 | ***277*** | 1:07.401 |
| 13 | 2:01.452 | 36.348 | 97 | 30.552 | ***277*** | 54.552 | 28 | 3:56.310 | 2:30.711 | 101 | 31.174 | 270 | 54.425 |
| 14 | 2:01.194 | 36.446 | 100 | 30.733 | 276 | 54.015 | 29 | 2:01.230 | 36.807 | 101 | 30.547 | 273 | 53.876 |
| 15 | 2:13.388 | 37.081 | 96 | 30.888 | 271 | 1:05.419 | 30 | 2:21.168 | 36.893 | 100 | 32.633 | 245 | 1:11.642 |

**7** Smith, GBR/ Meyrick, GBR/ Kane, GBR , **theoretical besttime: 1:58.678**

| | | | | | | | | | | | | | |
|---|---|---|---|---|---|---|---|---|---|---|---|---|---|
| 1 | 6:06.722 | 4:36.535 | 97 | 30.537 | 275 | 59.650 | 14 | 7:59.320 | 6:01.942 | 97 | 30.763 | 258 | 1:26.615 |
| 2 | ***1:58.817*** | 35.876 | ***100*** | 30.142 | 276 | ***52.799*** | 15 | 12:00.984 | 10:34.798 | 95 | 30.825 | 276 | 55.361 |
| 3 | 1:59.601 | ***35.741*** | 99 | 30.183 | 277 | 53.677 | 16 | 2:01.552 | 36.805 | 98 | 30.546 | 278 | 54.201 |
| 4 | 2:10.326 | 36.052 | 96 | ***30.138*** | 278 | 1:04.136 | 17 | 2:54.034 | 36.567 | 93 | 46.007 | 168 | 1:31.460 |
| 5 | 9:14.354 | 7:49.340 | 95 | 30.857 | 274 | 54.157 | 18 | 11:57.754 | 10:30.369 | 97 | 30.745 | ***278*** | 56.640 |
| 6 | 2:00.956 | 36.477 | 91 | 30.477 | 274 | 54.002 | 19 | 2:00.860 | 36.742 | 97 | 30.367 | 277 | 53.751 |
| 7 | 2:00.924 | 36.363 | 96 | 30.679 | 274 | 53.882 | 20 | 2:00.509 | 36.261 | 98 | 30.286 | 276 | 53.962 |
| 8 | 2:12.964 | 36.660 | 98 | 30.586 | 273 | 1:05.718 | 21 | 2:14.237 | 36.873 | 93 | 31.818 | 275 | 1:05.546 |
| 9 | 3:48.383 | 2:21.956 | 97 | 31.123 | 271 | 55.304 | 22 | 3:41.895 | 2:14.678 | 98 | 30.748 | 275 | 56.469 |
| 10 | 2:01.811 | 36.719 | 99 | 30.437 | 276 | 54.655 | 23 | 2:00.239 | 36.144 | 98 | 30.319 | 276 | 53.776 |
| 11 | 2:01.244 | 36.400 | 98 | 30.421 | 277 | 54.423 | 24 | 2:01.797 | 36.599 | 93 | 30.808 | 278 | 54.390 |
| 12 | 2:00.343 | 36.162 | 99 | 30.553 | 272 | 53.628 | 25 | 2:16.006 | 35.973 | 98 | 30.400 | 275 | 1:09.633 |
| 13 | 2:13.973 | 37.409 | 89 | 31.197 | 271 | 1:05.367 | | | | | | | |

**8** Buhk, DEU/ Soulet, BEL/ Soucek, ESP , **theoretical besttime: 1:59.755**

| | | | | | | | | | | | | | |
|---|---|---|---|---|---|---|---|---|---|---|---|---|---|
| 1 | 2:49.772 | 1:19.015 | 92 | 31.319 | 271 | 59.438 | 14 | 2:00.626 | 36.211 | ***99*** | 30.678 | 271 | 53.737 |
| 2 | 2:01.012 | 36.564 | 95 | 30.653 | 275 | 53.795 | 15 | 2:13.129 | ***35.855*** | 97 | 30.651 | 273 | 1:06.623 |
| 3 | 2:04.647 | 38.053 | 90 | 31.763 | 274 | 54.831 | 16 | 6:29.904 | 5:01.107 | 84 | 30.878 | 273 | 57.919 |
| 4 | 2:01.381 | 36.588 | 96 | 30.902 | 272 | 53.891 | 17 | 2:33.340 | 36.189 | 97 | 30.685 | 273 | 1:26.466 |
| 5 | 2:10.281 | 36.309 | 95 | 30.555 | 274 | 1:03.417 | 18 | 16:29.091 | 14:15.479 | 96 | 49.093 | 155 | 1:24.519 |
| 6 | 6:58.598 | 5:29.782 | 94 | 31.071 | 274 | 57.745 | 19 | 12:43.761 | 11:18.298 | 97 | 31.004 | 273 | 54.459 |
| 7 | 2:01.333 | 36.428 | 94 | 30.755 | 274 | 54.150 | 20 | 2:01.969 | 36.556 | 95 | 30.649 | 276 | 54.764 |
| 8 | 2:01.330 | 36.575 | 94 | 30.565 | 276 | 54.190 | 21 | 2:10.827 | 36.771 | 99 | 30.597 | 276 | 1:03.459 |
| 9 | 2:01.636 | 36.593 | 93 | 30.537 | ***278*** | 54.506 | 22 | 3:16.084 | 1:51.537 | 98 | 30.533 | 276 | 54.014 |
| 10 | 2:10.843 | 36.333 | 96 | 30.555 | 274 | 1:03.955 | 23 | ***2:00.417*** | 36.162 | 97 | ***30.450*** | 275 | 53.805 |
| 11 | 4:07.957 | 2:41.035 | 94 | 32.451 | 270 | 54.471 | 24 | 2:01.471 | 36.582 | 96 | 30.481 | 274 | 54.408 |
| 12 | 2:00.422 | 36.134 | 97 | 30.838 | 273 | ***53.450*** | 25 | 2:01.254 | 36.116 | 96 | 30.900 | ***278*** | 54.238 |
| 13 | 2:05.740 | 36.402 | 95 | 31.861 | 273 | 57.477 | 26 | 2:20.697 | 37.154 | 99 | 30.617 | 275 | 1:12.926 |

# Blancpain Endurance Series

## Lap analysis Pre-Qualifying Session

Provisional

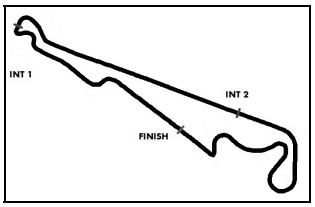


Circuit Paul Ricard Short, Length: 5791 m
Air temperature: 28.0°C
Track temperature: 29.9°C
Weather condition: Dry

Friday 19.6.2015 16:15

# Lap analysis: Pre-Qualifying Session

### 9 Zanardi, ITA/ Spengler, CAN/ Glock, DEU , theoretical besttime: 1:58.118

| Lap | Time | SE1 | SP1 | SE2 | SP2 | SE3 | SP3 | Lap | Time | SE1 | SP1 | SE2 | SP2 | SE3 | SP3 |
|---|---|---|---|---|---|---|---|---|---|---|---|---|---|---|---|
| 1 | 3:27.887 | 1:57.058 | 86 | 31.478 | 273 | 59.351 | | 17 | 4:50.313 | 3:08.850 | 102 | 30.387 | 271 | 1:11.076 | |
| 2 | 1:59.927 | 36.295 | 97 | 30.313 | 272 | 53.319 | | 18 | 1:58.998 | 36.180 | 95 | 30.241 | 272 | ***52.577*** | |
| 3 | 1:59.319 | 35.754 | 94 | 30.449 | 271 | 53.116 | | 19 | ***1:58.255*** | ***35.483*** | ***103*** | 30.174 | 272 | 52.598 | |
| 4 | 2:02.649 | 35.764 | 96 | 30.235 | ***273*** | 56.650 | | 20 | 2:27.934 | 35.933 | 100 | 31.365 | 244 | 1:20.636 | |
| 5 | 2:08.518 | 36.002 | 95 | 33.211 | 217 | 59.305 | | 21 | 12:35.610 | 11:07.117 | 97 | 31.082 | 272 | 57.411 | |
| 6 | 1:59.554 | 35.889 | 96 | 30.326 | 272 | 53.339 | | 22 | 2:19.154 | 36.185 | 100 | 30.286 | 271 | 1:12.683 | |
| 7 | 1:59.449 | 35.856 | 94 | 30.281 | 273 | 53.312 | | 23 | 14:48.070 | 13:21.468 | 100 | 30.968 | 273 | 55.634 | |
| 8 | 2:00.198 | 36.395 | 91 | 30.406 | 271 | 53.397 | | 24 | 1:59.717 | 36.166 | 101 | 30.212 | 271 | 53.339 | |
| 9 | 2:01.214 | 36.218 | 96 | 30.289 | 273 | 54.707 | | 25 | 1:58.960 | 35.864 | 99 | 30.230 | 273 | 52.866 | |
| 10 | 2:09.239 | 35.985 | 95 | 30.400 | 272 | 1:02.854 | | 26 | 2:00.974 | 35.830 | 99 | ***30.058*** | 273 | 55.086 | |
| 11 | 4:34.648 | 3:10.161 | 99 | 30.543 | 272 | 53.944 | | 27 | 2:04.877 | 38.399 | 99 | 30.240 | 273 | 56.238 | |
| 12 | 2:00.239 | 36.245 | 102 | 30.348 | 272 | 53.646 | | 28 | 2:05.142 | 36.109 | 99 | 30.269 | 271 | 58.764 | |
| 13 | 2:00.000 | 36.015 | 99 | 30.379 | 270 | 53.606 | | 29 | 1:59.092 | 35.989 | 99 | 30.248 | 271 | 52.855 | |
| 14 | 2:02.074 | 36.060 | 99 | 30.351 | 272 | 55.663 | | 30 | 1:58.599 | 35.602 | 98 | 30.148 | 273 | 52.849 | |
| 15 | 2:08.762 | 37.127 | 101 | 30.296 | 272 | 1:01.339 | | 31 | 2:10.581 | 36.205 | 97 | 30.332 | 271 | 1:04.044 | |
| 16 | 2:10.561 | 36.227 | 101 | 30.327 | 271 | 1:04.007 | | | | | | | | | |

### 10 Beaubelique, FRA/ Ricci, FRA/ Giauque, FRA , theoretical besttime: 2:00.351

| | | | | | | | | | | | | | | | |
|---|---|---|---|---|---|---|---|---|---|---|---|---|---|---|---|
| 1 | 3:51.503 | 2:24.352 | 91 | 31.642 | 279 | 55.509 | | 16 | 2:06.766 | 37.547 | 102 | 31.000 | 280 | 58.219 | |
| 2 | 2:03.185 | 37.145 | 101 | 30.829 | 278 | 55.211 | | 17 | 2:10.611 | 41.896 | 98 | 32.071 | 278 | 56.644 | |
| 3 | 2:02.057 | 36.682 | 102 | 30.245 | ***281*** | 55.130 | | 18 | 2:00.981 | 36.818 | 100 | 30.290 | 280 | ***53.873*** | |
| 4 | 2:02.018 | 36.863 | 100 | 30.260 | 280 | 54.895 | | 19 | 2:01.405 | 36.868 | 98 | 30.315 | 278 | 54.222 | |
| 5 | 2:01.601 | 36.584 | 99 | 30.236 | 278 | 54.781 | | 20 | 2:56.102 | 43.576 | 75 | 38.747 | 218 | 1:33.779 | |
| 6 | 2:17.135 | 36.625 | 101 | 30.631 | 277 | 1:09.879 | | 21 | 11:24.606 | 9:54.461 | 93 | 31.598 | 271 | 58.547 | |
| 7 | 4:46.233 | 3:18.728 | 95 | 31.353 | 278 | 56.152 | | 22 | 2:32.335 | 37.657 | 92 | 31.150 | 272 | 1:23.528 | |
| 8 | 2:01.310 | 36.721 | 99 | 30.490 | 278 | 54.099 | | 23 | 14:35.539 | 13:06.320 | 93 | 31.213 | 280 | 58.006 | |
| 9 | 2:02.009 | 36.800 | 101 | 30.499 | 277 | 54.710 | | 24 | 2:03.009 | 37.360 | 94 | 30.983 | 280 | 54.666 | |
| 10 | ***2:00.715*** | ***36.363*** | ***102*** | 30.347 | 278 | 54.005 | | 25 | 2:03.437 | 36.786 | 100 | 30.874 | 279 | 55.777 | |
| 11 | 2:07.922 | 39.627 | 94 | 30.923 | 279 | 57.372 | | 26 | 2:02.916 | 37.114 | 97 | 30.789 | 280 | 55.013 | |
| 12 | 2:00.871 | 36.542 | 100 | 30.408 | 279 | 53.921 | | 27 | 3:04.653 | 36.593 | 98 | 30.375 | 279 | 1:57.685 | |
| 13 | 2:00.970 | 36.757 | 100 | ***30.115*** | 278 | 54.098 | | 28 | 2:08.556 | 39.778 | 99 | 30.801 | 279 | 57.977 | |
| 14 | 2:16.190 | 36.789 | 102 | 30.281 | 279 | 1:09.120 | | 29 | 2:06.180 | 39.244 | 97 | 30.804 | 278 | 56.132 | |
| 15 | 4:25.055 | 2:51.428 | 85 | 34.502 | 274 | 59.125 | | 30 | 2:30.895 | 41.090 | 97 | 31.418 | 266 | 1:18.387 | |

### 11 Broniszewski, POL/ Bonacini, ITA/ Lyons, GBR , theoretical besttime: 1:58.675

| | | | | | | | | | | | | | | | |
|---|---|---|---|---|---|---|---|---|---|---|---|---|---|---|---|
| 1 | 3:19.479 | 1:47.547 | 96 | 32.241 | 272 | 59.691 | | 13 | 2:01.640 | 36.602 | 97 | 30.372 | 279 | 54.666 | |
| 2 | 2:13.389 | 41.404 | 97 | 34.174 | 245 | 57.811 | | 14 | 2:14.176 | 37.010 | 94 | 30.188 | 280 | 1:06.978 | |
| 3 | 2:06.179 | 38.435 | 100 | 30.997 | 279 | 56.747 | | 15 | 4:24.752 | 2:54.583 | 97 | 32.901 | 263 | 57.268 | |
| 4 | 2:04.791 | 38.047 | 102 | 30.574 | 279 | 56.170 | | 16 | 2:06.371 | 38.649 | 96 | 30.920 | 278 | 56.802 | |
| 5 | 2:06.214 | 39.515 | 98 | 30.701 | 278 | 55.998 | | 17 | 2:18.131 | 38.274 | 93 | 32.574 | ***281*** | 1:07.283 | |
| 6 | 2:03.821 | 37.317 | 96 | 30.699 | 279 | 55.805 | | 18 | 16:36.739 | 15:12.118 | 101 | 29.963 | 279 | 54.658 | |
| 7 | 2:32.631 | 37.961 | 84 | 38.313 | 212 | 1:16.357 | | 19 | 2:30.860 | 36.485 | 102 | 33.733 | 206 | 1:20.642 | |
| 8 | 6:48.894 | 5:14.608 | 93 | 37.854 | 252 | 56.432 | | 20 | 14:29.425 | 13:02.421 | 100 | 30.414 | 278 | 56.590 | |
| 9 | 2:03.010 | 36.938 | 92 | 30.948 | 278 | 55.124 | | 21 | ***1:59.012*** | 36.142 | 105 | ***29.541*** | ***281*** | ***53.329*** | |
| 10 | 2:02.096 | 36.265 | 100 | 30.383 | 280 | 55.448 | | 22 | 1:59.344 | 36.097 | 105 | 29.740 | 278 | 53.507 | |
| 11 | 2:03.317 | 36.871 | 97 | 31.472 | 280 | 54.974 | | 23 | 1:59.056 | ***35.805*** | ***106*** | 29.572 | 279 | 53.679 | |
| 12 | 2:03.328 | 37.343 | 99 | 30.424 | 278 | 55.561 | | 24 | 2:09.849 | 35.918 | 106 | 29.746 | 279 | 1:04.185 | |

### 12 Dermont, FRA/ Hassid, FRA/ Perera, FRA , theoretical besttime: 1:57.713

| | | | | | | | | | | | | | | | |
|---|---|---|---|---|---|---|---|---|---|---|---|---|---|---|---|
| 1 | 2:45.832 | 1:17.491 | 95 | 30.488 | 269 | 57.853 | | 17 | 2:02.528 | 36.814 | 94 | 30.576 | 272 | 55.138 | |
| 2 | 2:02.192 | 35.863 | 98 | 30.072 | 272 | 56.257 | | 18 | 2:03.411 | 37.349 | 98 | 30.517 | 273 | 55.545 | |
| 3 | 2:02.036 | 37.213 | 101 | 30.214 | 271 | 54.609 | | 19 | 2:02.510 | 36.673 | 97 | 30.665 | 272 | 55.172 | |
| 4 | 1:58.707 | 35.739 | 101 | 29.940 | 272 | 53.028 | | 20 | 2:14.214 | 36.807 | 97 | 30.775 | 272 | 1:06.632 | |
| 5 | 1:59.111 | 35.582 | 99 | 29.932 | 272 | 53.597 | | 21 | 14:16.112 | 12:48.524 | 91 | 31.279 | 272 | 56.309 | |
| 6 | 1:58.531 | 35.628 | 102 | 29.908 | 271 | 52.995 | | 22 | 2:02.853 | 36.912 | 92 | 30.748 | 273 | 55.193 | |
| 7 | 2:09.955 | 35.758 | 100 | 29.974 | 271 | 1:04.223 | | 23 | 2:59.999 | 43.539 | 84 | 42.468 | 209 | 1:33.992 | |

# Blancpain Endurance Series

## Lap analysis Pre-Qualifying Session

Provisional

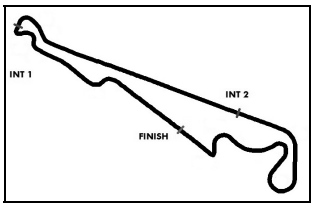


Circuit Paul Ricard Short, Length: 5791 m
Air temperature: 28.0°C
Track temperature: 29.9°C
Weather condition: Dry

Friday 19.6.2015 16:15

# Lap analysis: Pre-Qualifying Session

| Lap | Time | SE1 | SP1 | SE2 | SP2 | SE3 | SP3 | Lap | Time | SE1 | SP1 | SE2 | SP2 | SE3 | SP3 |
|---|---|---|---|---|---|---|---|---|---|---|---|---|---|---|---|
| 8 | 3:55.457 | 2:28.878 | 98 | 30.821 | 273 | 55.758 | | 24 | 12:04.170 | 10:39.513 | 93 | 30.206 | 272 | 54.451 | |
| 9 | 2:01.237 | 36.607 | 97 | 30.396 | ***273*** | 54.234 | | 25 | ***1:58.040*** | 35.546 | 101 | 29.914 | 272 | ***52.580*** | |
| 10 | 2:00.764 | 36.084 | 96 | 30.394 | 272 | 54.286 | | 26 | 1:58.115 | ***35.386*** | ***102*** | ***29.747*** | 271 | 52.982 | |
| 11 | 2:01.268 | 36.547 | 91 | 30.437 | 272 | 54.284 | | 27 | 2:17.348 | 35.652 | 101 | 29.904 | 272 | 1:11.792 | |
| 12 | 2:01.263 | 36.372 | 96 | 30.444 | 273 | 54.447 | | 28 | 2:29.969 | 56.587 | 98 | 30.329 | 271 | 1:03.053 | |
| 13 | 2:12.422 | 37.368 | 98 | 30.443 | 272 | 1:04.611 | | 29 | 2:59.804 | 1:35.981 | 97 | 30.268 | 272 | 53.555 | |
| 14 | 3:57.382 | 2:28.158 | 100 | 31.236 | 271 | 57.988 | | 30 | 2:03.464 | 37.384 | 98 | 31.249 | 272 | 54.831 | |
| 15 | 2:03.147 | 37.425 | 100 | 30.702 | 273 | 55.020 | | 31 | 2:17.566 | 36.114 | 96 | 30.105 | 271 | 1:11.347 | |
| 16 | 2:02.210 | 36.977 | 90 | 30.672 | 272 | 54.561 | | | | | | | | | |

**15** Ojjeh, SAU/ Grötz, LUX , ,

**theoretical besttime: 1:58.673**

| | | | | | | | | | | | | | |
|---|---|---|---|---|---|---|---|---|---|---|---|---|---|
| 1 | 2:24.476 | 57.763 | 95 | 31.148 | 269 | 55.565 | 15 | 5:13.732 | 3:48.768 | 94 | 30.808 | 272 | 54.156 |
| 2 | 2:05.528 | 39.205 | 98 | 31.371 | 266 | 54.952 | 16 | 2:01.916 | 36.770 | 96 | 30.443 | ***273*** | 54.703 |
| 3 | 2:01.880 | 37.028 | 96 | 30.560 | 263 | 54.292 | 17 | 2:01.169 | 36.650 | 97 | 30.612 | 271 | 53.907 |
| 4 | 2:01.231 | 36.589 | 96 | 30.536 | 271 | 54.106 | 18 | 2:00.326 | 36.307 | 101 | 30.449 | 272 | 53.570 |
| 5 | 2:01.252 | 36.703 | 98 | 30.622 | 269 | 53.927 | 19 | 2:26.420 | 36.788 | 91 | 31.373 | 271 | 1:18.259 |
| 6 | 2:01.793 | 36.747 | 98 | 30.643 | 265 | 54.403 | 20 | 17:03.989 | 15:20.579 | 89 | 31.902 | 269 | 1:11.508 |
| 7 | 2:12.124 | 36.765 | 93 | 30.375 | 265 | 1:04.984 | 21 | 13:58.124 | 12:28.255 | 97 | 32.887 | 269 | 56.982 |
| 8 | 4:48.116 | 3:22.848 | 95 | 30.822 | 265 | 54.446 | 22 | ***1:59.399*** | 36.203 | 97 | 30.508 | 273 | ***52.688*** |
| 9 | 2:01.779 | 36.741 | 98 | 30.747 | 261 | 54.291 | 23 | 2:00.234 | ***35.832*** | ***102*** | ***30.153*** | 272 | 54.249 |
| 10 | 2:01.434 | 36.679 | 92 | 30.765 | 263 | 53.990 | 24 | 2:02.794 | 37.392 | 88 | 31.149 | 272 | 54.253 |
| 11 | 2:02.677 | 37.129 | 94 | 30.946 | 265 | 54.602 | 25 | 2:01.564 | 36.653 | 95 | 30.447 | 272 | 54.464 |
| 12 | 2:01.927 | 36.722 | 99 | 30.612 | 255 | 54.593 | 26 | 1:59.880 | 36.433 | 98 | 30.400 | ***273*** | 53.047 |
| 13 | 2:02.101 | 37.028 | 97 | 30.518 | 272 | 54.555 | 27 | 1:59.921 | 36.217 | 98 | 30.427 | 272 | 53.277 |
| 14 | 2:11.876 | 36.431 | 94 | 30.581 | 271 | 1:04.864 | 28 | 2:50.647 | 36.457 | 95 | 52.353 | 148 | 1:21.837 |

**16** Barthez, FRA/ Pons, FRA , ,

**theoretical besttime: 1:59.098**

| | | | | | | | | | | | | | |
|---|---|---|---|---|---|---|---|---|---|---|---|---|---|
| 1 | 4:34.053 | 3:00.360 | 74 | 33.304 | 278 | 1:00.389 | 16 | 2:15.279 | 36.980 | 101 | 31.056 | 278 | 1:07.243 |
| 2 | 2:03.284 | 37.536 | 100 | 30.768 | 279 | 54.980 | 17 | 4:12.396 | 2:43.918 | 91 | 31.999 | 275 | 56.479 |
| 3 | 2:02.313 | 36.711 | 100 | 30.716 | 278 | 54.886 | 18 | 2:02.790 | 36.720 | 97 | 30.642 | 278 | 55.428 |
| 4 | 2:02.052 | 36.576 | 100 | 30.347 | 278 | 55.129 | 19 | 2:02.336 | 37.093 | 78 | 30.643 | 280 | 54.600 |
| 5 | 2:01.131 | 36.367 | 101 | 30.280 | 279 | 54.484 | 20 | 2:28.301 | 36.618 | 96 | 30.521 | 278 | 1:21.162 |
| 6 | 2:02.580 | 36.677 | 101 | 30.405 | 266 | 55.498 | 21 | 13:10.421 | 11:42.548 | 97 | 31.239 | 279 | 56.634 |
| 7 | 2:02.803 | 36.710 | 100 | 30.491 | 278 | 55.602 | 22 | 2:25.121 | 36.913 | 98 | 30.542 | 279 | 1:17.666 |
| 8 | 2:22.492 | 38.138 | 101 | 30.521 | 277 | 1:13.833 | 23 | 15:06.511 | 13:39.233 | 98 | 31.333 | 278 | 55.945 |
| 9 | 3:07.758 | 1:43.185 | 101 | 30.368 | 278 | 54.205 | 24 | 2:01.598 | 37.027 | 96 | 30.196 | ***281*** | 54.375 |
| 10 | 2:01.802 | 36.317 | 103 | ***29.909*** | 280 | 55.576 | 25 | 2:00.418 | 36.163 | 97 | 30.339 | 279 | 53.916 |
| 11 | 2:00.773 | 36.556 | 102 | 30.167 | 278 | 54.050 | 26 | 2:01.053 | 36.683 | 96 | 30.393 | 280 | 53.977 |
| 12 | ***1:59.961*** | 36.548 | ***103*** | 30.193 | 278 | ***53.220*** | 27 | 2:00.729 | 36.379 | 99 | 30.188 | 279 | 54.162 |
| 13 | 2:00.359 | 36.359 | 103 | 30.188 | 278 | 53.812 | 28 | 2:02.284 | 36.883 | 94 | 30.165 | 280 | 55.236 |
| 14 | 2:02.803 | ***35.969*** | 101 | 30.325 | 279 | 56.509 | 29 | 2:02.194 | 37.105 | 101 | 30.578 | 278 | 54.511 |
| 15 | 2:03.056 | 37.407 | 100 | 30.441 | 278 | 55.208 | 30 | 2:28.996 | 36.964 | 94 | 30.887 | 278 | 1:21.145 |

**17** Andersen, DNK/ Jensen, DNK , ,

**theoretical besttime: 1:58.405**

| | | | | | | | | | | | | | |
|---|---|---|---|---|---|---|---|---|---|---|---|---|---|
| 1 | 6:36.666 | 5:03.841 | 99 | 35.485 | 215 | 57.340 | 12 | 1:58.742 | 35.849 | 98 | 29.926 | 280 | 52.967 |
| 2 | 2:00.499 | 36.212 | 98 | 29.901 | 279 | 54.386 | 13 | 2:06.420 | 37.426 | 97 | 30.466 | 280 | 58.528 |
| 3 | 2:00.194 | 36.392 | 100 | 30.014 | 279 | 53.788 | 14 | 2:52.361 | 40.508 | 96 | 35.122 | 211 | 1:36.731 |
| 4 | 1:59.799 | 36.019 | 100 | 29.876 | 278 | 53.904 | 15 | 10:38.903 | 9:09.969 | 100 | 30.210 | ***281*** | 58.724 |
| 5 | 2:00.602 | 36.329 | ***102*** | 29.928 | 279 | 54.345 | 16 | ***1:58.581*** | ***35.757*** | 98 | ***29.744*** | 279 | 53.080 |
| 6 | 2:11.329 | 36.501 | 101 | 30.382 | 278 | 1:04.446 | 17 | 2:52.177 | 36.068 | 101 | 41.423 | 152 | 1:34.686 |
| 7 | 9:35.666 | 8:10.708 | 100 | 30.631 | 278 | 54.327 | 18 | 11:33.945 | 10:07.772 | 96 | 30.677 | 279 | 55.496 |
| 8 | 2:11.644 | 36.902 | ***102*** | 29.965 | 280 | 1:04.777 | 19 | 2:02.551 | 36.870 | 100 | 30.302 | 279 | 55.379 |
| 9 | 9:28.349 | 7:57.630 | 98 | 30.793 | 279 | 59.926 | 20 | 2:02.047 | 36.826 | 100 | 30.317 | 280 | 54.904 |
| 10 | 1:58.713 | 35.948 | 100 | 29.861 | 279 | ***52.904*** | 21 | 2:17.389 | 37.840 | 98 | 31.477 | ***281*** | 1:08.072 |
| 11 | 2:09.178 | 39.170 | 97 | 32.198 | 238 | 57.810 | | | | | | | |

# Blancpain Endurance Series

## Lap analysis Pre-Qualifying Session

Provisional

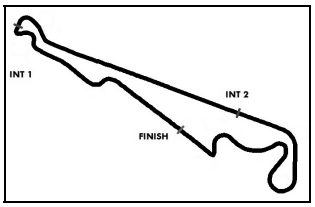


Circuit Paul Ricard Short, Length: 5791 m
Air temperature: 28.0°C
Track temperature: 29.9°C
Weather condition: Dry

Friday 19.6.2015 16:15

# Lap analysis: Pre-Qualifying Session

### 18 Morley, GBR/ Johnston, USA/ Engel, DEU , theoretical besttime: 1:57.767

| Lap | Time | SE1 | SP1 | SE2 | SP2 | SE3 | SP3 | Lap | Time | SE1 | SP1 | SE2 | SP2 | SE3 | SP3 |
|---|---|---|---|---|---|---|---|---|---|---|---|---|---|---|---|
| 1 | 2:14.842 | 49.099 | 96 | 30.981 | 280 | 54.762 | | 17 | 2:05.424 | 38.195 | 91 | 30.935 | 286 | 56.294 | |
| 2 | 2:00.597 | 36.390 | 99 | 30.063 | 286 | 54.144 | | 18 | 2:04.310 | 38.207 | ***99*** | 30.388 | 286 | 55.715 | |
| 3 | 1:59.799 | 36.396 | 97 | 30.061 | 285 | 53.342 | | 19 | 2:03.443 | 36.997 | 92 | 30.621 | 284 | 55.825 | |
| 4 | 2:01.097 | 36.790 | 99 | 29.921 | 286 | 54.386 | | 20 | 2:18.805 | 37.184 | 96 | 30.767 | 282 | 1:10.854 | |
| 5 | 1:59.541 | 36.124 | 97 | 29.951 | 286 | 53.466 | | 21 | 4:13.741 | 2:24.692 | 98 | 30.701 | 280 | 1:18.348 | |
| 6 | 2:09.971 | 36.088 | 97 | 30.085 | 284 | 1:03.798 | | 22 | 12:06.722 | 10:41.011 | 97 | 30.847 | 280 | 54.864 | |
| 7 | 3:51.789 | 2:26.044 | 96 | 30.645 | 283 | 55.100 | | 23 | 2:01.567 | 36.818 | 97 | 30.068 | 285 | 54.681 | |
| 8 | 2:01.656 | 36.626 | 93 | 30.181 | 286 | 54.849 | | 24 | 2:49.607 | 38.256 | 89 | 44.494 | 194 | 1:26.857 | |
| 9 | 2:03.307 | 36.995 | 97 | 30.380 | 287 | 55.932 | | 25 | 12:05.695 | 10:38.201 | 98 | 30.148 | 284 | 57.346 | |
| 10 | 2:04.213 | 37.124 | 96 | 30.611 | 281 | 56.478 | | 26 | ***1:58.136*** | ***35.519*** | 98 | ***29.541*** | ***290*** | 53.076 | |
| 11 | 2:03.137 | 37.442 | 95 | 30.422 | 286 | 55.273 | | 27 | 2:10.061 | 39.463 | 96 | 31.003 | 284 | 59.595 | |
| 12 | 2:02.490 | 36.516 | 97 | 30.460 | 283 | 55.514 | | 28 | 2:16.436 | 38.857 | 75 | 37.098 | 251 | 1:00.481 | |
| 13 | 2:02.585 | 36.966 | 94 | 30.609 | 283 | 55.010 | | 29 | 1:58.219 | 35.863 | 98 | 29.649 | 286 | ***52.707*** | |
| 14 | 2:02.714 | 36.941 | 98 | 30.475 | 283 | 55.298 | | 30 | 2:10.857 | 38.376 | 94 | 32.908 | 273 | 59.573 | |
| 15 | 2:03.218 | 37.229 | 91 | 30.763 | 283 | 55.226 | | 31 | 2:12.766 | 35.602 | 98 | 29.638 | 289 | 1:07.526 | |
| 16 | 2:03.177 | 36.887 | 98 | 30.862 | 282 | 55.428 | | | | | | | | | |

### 19 Palmer, USA/ Babini, ITA/ Mul, NLD , theoretical besttime: 1:58.283

| | | | | | | | | | | | | | | | |
|---|---|---|---|---|---|---|---|---|---|---|---|---|---|---|---|
| 1 | 2:27.486 | 59.749 | 98 | 31.010 | 275 | 56.727 | | 15 | 3:34.717 | 1:53.255 | 101 | 30.209 | 281 | 1:11.253 | |
| 2 | 2:01.586 | 36.622 | 101 | 30.653 | 285 | 54.311 | | 16 | 12:42.633 | 11:16.150 | 97 | 31.270 | 277 | 55.213 | |
| 3 | 2:00.012 | 35.957 | 100 | 30.516 | 283 | 53.539 | | 17 | 1:58.448 | 35.664 | 100 | ***29.784*** | ***289*** | 53.000 | |
| 4 | 2:09.421 | 35.876 | 100 | 30.440 | 285 | 1:03.105 | | 18 | 2:56.654 | 36.352 | 102 | 46.686 | 172 | 1:33.616 | |
| 5 | 5:12.358 | 3:45.719 | 95 | 30.427 | 284 | 56.212 | | 19 | 11:49.888 | 10:21.720 | 103 | 30.438 | 284 | 57.730 | |
| 6 | 2:01.678 | 36.108 | 99 | 30.519 | 284 | 55.051 | | 20 | 1:58.840 | 35.820 | ***104*** | 29.982 | 286 | 53.038 | |
| 7 | 2:10.022 | 36.022 | 100 | 30.014 | 286 | 1:03.986 | | 21 | 1:58.721 | 35.914 | 103 | 29.869 | 287 | ***52.938*** | |
| 8 | 4:34.234 | 3:09.879 | 99 | 30.228 | 283 | 54.127 | | 22 | 2:13.460 | 36.630 | 101 | 29.927 | 288 | 1:06.903 | |
| 9 | 2:00.009 | 36.044 | 98 | 30.038 | 286 | 53.927 | | 23 | 3:02.118 | 1:36.348 | 103 | 30.891 | 282 | 54.879 | |
| 10 | 2:10.556 | 36.054 | 96 | 31.004 | 285 | 1:03.498 | | 24 | 2:00.077 | 36.190 | 103 | 29.854 | 285 | 54.033 | |
| 11 | 3:45.035 | 2:20.967 | 98 | 30.317 | 283 | 53.751 | | 25 | 1:58.919 | 35.952 | 102 | 29.969 | 285 | 52.998 | |
| 12 | 2:10.733 | 35.993 | 100 | 30.162 | 285 | 1:04.578 | | 26 | ***1:58.394*** | ***35.561*** | 103 | 29.858 | 286 | 52.975 | |
| 13 | 8:37.565 | 7:12.120 | 99 | 30.502 | 282 | 54.943 | | 27 | 2:10.836 | 36.115 | 102 | 29.726 | 285 | 1:04.995 | |
| 14 | 2:11.380 | 36.006 | 99 | 30.287 | 285 | 1:05.087 | | | | | | | | | |

### 20 Vautier, FRA/ Moullin Traffort, FRA/ Pier Guidi, ITA , theoretical besttime: 1:58.510

| | | | | | | | | | | | | | | | |
|---|---|---|---|---|---|---|---|---|---|---|---|---|---|---|---|
| 1 | 4:23.416 | 2:57.671 | 63 | 31.365 | 278 | 54.380 | | 15 | 2:00.416 | 36.240 | 97 | 30.084 | 279 | 54.092 | |
| 2 | 2:01.012 | 36.925 | 100 | 30.117 | 278 | 53.970 | | 16 | 2:10.747 | 36.587 | 97 | 30.065 | 278 | 1:04.095 | |
| 3 | 2:00.271 | 36.616 | 98 | 30.032 | 278 | 53.623 | | 17 | 4:56.726 | 3:10.582 | 100 | 30.296 | 277 | 1:15.848 | |
| 4 | 2:00.181 | 36.396 | 98 | 29.949 | 279 | 53.836 | | 18 | 13:35.831 | 12:08.933 | 90 | 31.947 | 278 | 54.951 | |
| 5 | 2:11.082 | 36.979 | 99 | 30.003 | 278 | 1:04.100 | | 19 | 2:30.347 | 36.305 | 100 | 33.359 | 235 | 1:20.683 | |
| 6 | 3:54.106 | 2:27.989 | 92 | 30.782 | 278 | 55.335 | | 20 | 14:29.781 | 13:01.547 | 99 | 32.377 | 258 | 55.857 | |
| 7 | 2:03.122 | 36.268 | 97 | 32.339 | ***280*** | 54.515 | | 21 | 1:59.062 | 36.207 | 101 | ***29.863*** | 278 | ***52.992*** | |
| 8 | 2:00.378 | 36.255 | 99 | 29.900 | 279 | 54.223 | | 22 | ***1:58.806*** | ***35.655*** | 101 | 30.022 | 278 | 53.129 | |
| 9 | 2:00.579 | 36.307 | 98 | 30.242 | 278 | 54.030 | | 23 | 2:11.911 | 37.506 | 97 | 30.286 | 279 | 1:04.119 | |
| 10 | 2:00.244 | 36.349 | 99 | 30.041 | 279 | 53.854 | | 24 | 3:29.985 | 2:05.745 | 97 | 30.211 | 279 | 54.029 | |
| 11 | 2:10.566 | 36.221 | 98 | 30.048 | 278 | 1:04.297 | | 25 | 1:58.957 | 35.845 | 99 | 29.946 | 278 | 53.166 | |
| 12 | 7:26.369 | 6:01.052 | 99 | 30.681 | 278 | 54.636 | | 26 | 1:59.448 | 36.555 | 100 | 29.891 | 278 | 53.002 | |
| 13 | 2:01.448 | 36.536 | ***101*** | 30.292 | 279 | 54.620 | | 27 | 2:16.661 | 37.529 | 91 | 31.090 | 278 | 1:08.042 | |
| 14 | 2:00.955 | 36.416 | 97 | 30.088 | 279 | 54.451 | | | | | | | | | |

### 21 Al Faisal, SAU/ Haupt, DEU/ Buurman, NLD , theoretical besttime: 1:57.999

| | | | | | | | | | | | | | | | |
|---|---|---|---|---|---|---|---|---|---|---|---|---|---|---|---|
| 1 | 2:08.379 | 43.242 | 100 | 30.580 | 279 | 54.557 | | 17 | 2:04.560 | 37.467 | 93 | 30.686 | 283 | 56.407 | |
| 2 | 2:00.758 | 36.636 | 96 | 30.096 | 285 | 54.026 | | 18 | 2:02.725 | 37.330 | 93 | 30.620 | 283 | 54.775 | |
| 3 | 2:10.353 | 36.712 | 97 | 30.124 | 284 | 1:03.517 | | 19 | 2:02.481 | 36.962 | 97 | 30.686 | 281 | 54.833 | |
| 4 | 4:03.176 | 2:36.607 | 99 | 31.699 | 278 | 54.870 | | 20 | 2:41.924 | 38.047 | 83 | 39.591 | 192 | 1:24.286 | |
| 5 | 2:00.236 | 36.313 | 100 | 30.016 | ***287*** | 53.907 | | 21 | 11:00.229 | 9:33.346 | 98 | 30.940 | 282 | 55.943 | |
| 6 | 2:00.066 | 36.108 | 101 | 30.075 | 284 | 53.883 | | 22 | 2:03.013 | 37.145 | 98 | 30.565 | 284 | 55.303 | |
| 7 | 2:11.386 | 36.304 | 97 | 31.099 | 281 | 1:03.983 | | 23 | 2:53.486 | 37.525 | 95 | 45.224 | 160 | 1:30.737 | |

# Blancpain Endurance Series

## Lap analysis Pre-Qualifying Session

Provisional

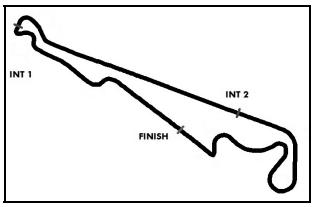


Circuit Paul Ricard Short, Length: 5791 m
Air temperature: 28.0°C
Track temperature: 29.9°C
Weather condition: Dry

Friday 19.6.2015 16:15

# Lap analysis: Pre-Qualifying Session

| Lap | Time | SE1 | SP1 | SE2 | SP2 | SE3 | SP3 | Lap | Time | SE1 | SP1 | SE2 | SP2 | SE3 | SP3 |
|---|---|---|---|---|---|---|---|---|---|---|---|---|---|---|---|
| 8 | 4:08.960 | 2:42.136 | 97 | 31.100 | 273 | 55.724 | | 24 | 13:23.861 | 11:58.461 | 95 | 30.647 | 282 | 54.753 | |
| 9 | 2:02.403 | 36.959 | 94 | 30.530 | 281 | 54.914 | | 25 | 2:00.375 | 36.453 | 98 | 30.100 | 283 | 53.822 | |
| 10 | 2:02.779 | 37.536 | 99 | 30.436 | 282 | 54.807 | | 26 | 2:09.954 | 36.110 | 99 | 30.089 | 283 | 1:03.755 | |
| 11 | 2:02.488 | 36.804 | 94 | 30.429 | 281 | 55.255 | | 27 | 3:30.985 | 2:04.818 | ***102*** | 30.947 | 251 | 55.220 | |
| 12 | 2:01.970 | 36.709 | 97 | 30.429 | 282 | 54.832 | | 28 | ***1:58.137*** | 35.549 | 101 | 29.849 | 281 | ***52.739*** | |
| 13 | 2:02.332 | 36.853 | 99 | 30.466 | 283 | 55.013 | | 29 | 2:02.028 | 37.890 | 97 | 30.317 | 281 | 53.821 | |
| 14 | 2:02.591 | 37.080 | 96 | 30.701 | 283 | 54.810 | | 30 | 1:58.284 | ***35.531*** | 102 | ***29.729*** | 283 | 53.024 | |
| 15 | 2:12.845 | 37.160 | 90 | 30.570 | 282 | 1:05.115 | | 31 | 2:15.597 | 36.364 | 99 | 33.210 | 243 | 1:06.023 | |
| 16 | 4:35.490 | 3:09.176 | 92 | 30.913 | 280 | 55.401 | | | | | | | | | |

**22** Paletou, FRA/ Sanchez, MEX/ Shulzhitskiy, RUS , **theoretical besttime: 1:58.229**

| | | | | | | | | | | | | | |
|---|---|---|---|---|---|---|---|---|---|---|---|---|---|
| 1 | 2:30.123 | 1:05.009 | 95 | 30.598 | 268 | 54.516 | 12 | 2:01.288 | 36.840 | 96 | 30.207 | 283 | 54.241 |
| 2 | 2:00.621 | 36.612 | 98 | 30.205 | 287 | 53.804 | 13 | 45:38.677 | 36.823 | 95 | 30.144 | 282 | 44:31.710 |
| 3 | 2:00.203 | 36.768 | 98 | 29.911 | 288 | 53.524 | 14 | 2:24.027 | 58.413 | 95 | 30.030 | 286 | 55.584 |
| 4 | 1:59.755 | 36.357 | ***100*** | 29.975 | 288 | 53.423 | 15 | 1:59.854 | 36.478 | 99 | 29.954 | 283 | 53.422 |
| 5 | 1:59.905 | 36.466 | 98 | 29.998 | 287 | 53.441 | 16 | 1:59.258 | 36.142 | 97 | 29.741 | 284 | 53.375 |
| 6 | 1:59.700 | 36.330 | 97 | 29.764 | ***289*** | 53.606 | 17 | 2:53.527 | 36.781 | 94 | 29.772 | 286 | 1:46.974 |
| 7 | 6:31.239 | 36.272 | 97 | 29.810 | 286 | 5:25.157 | 18 | 2:22.134 | 57.243 | 92 | 30.219 | 281 | 54.672 |
| 8 | 2:25.836 | 57.590 | 95 | 30.293 | 283 | 57.953 | 19 | ***1:58.562*** | 36.083 | 96 | 29.738 | 285 | ***52.741*** |
| 9 | 2:02.265 | 37.267 | 93 | 30.131 | 286 | 54.867 | 20 | 1:58.662 | ***35.831*** | 96 | ***29.657*** | 287 | 53.174 |
| 10 | 2:01.621 | 37.076 | 96 | 30.137 | 285 | 54.408 | 21 | | 40.793 | 93 | 30.869 | 283 | |
| 11 | 2:01.208 | 36.804 | 95 | 30.170 | 285 | 54.234 | | | | | | | |

**23** Chiyo, JPN/ Reip, BEL/ Buncombe, GBR , **theoretical besttime: 1:58.941**

| | | | | | | | | | | | | | |
|---|---|---|---|---|---|---|---|---|---|---|---|---|---|
| 1 | 4:45.880 | 3:10.630 | 77 | 31.813 | 280 | 1:03.437 | 14 | 2:00.652 | 36.129 | 94 | 30.222 | 284 | 54.301 |
| 2 | 1:59.393 | 35.804 | 95 | 30.109 | 285 | 53.480 | 15 | 2:02.021 | 36.365 | 93 | 30.312 | 287 | 55.344 |
| 3 | 1:59.787 | ***35.784*** | 94 | 29.931 | ***288*** | 54.072 | 16 | 13:50.533 | 37.002 | 92 | 30.199 | 287 | 12:43.332 |
| 4 | 1:59.489 | 36.194 | 94 | 29.880 | 287 | ***53.415*** | 17 | 3:21.383 | 1:55.420 | 90 | 30.643 | 281 | 55.320 |
| 5 | ***1:59.054*** | 35.789 | ***96*** | ***29.742*** | ***288*** | 53.523 | 18 | 14:59.857 | 36.769 | 93 | 30.062 | 286 | 13:53.026 |
| 6 | 8:05.757 | 36.387 | 92 | 30.303 | 254 | 6:59.067 | 19 | 2:30.982 | 59.858 | 89 | 30.907 | 284 | 1:00.217 |
| 7 | 2:24.438 | 58.493 | 92 | 30.269 | 282 | 55.676 | 20 | 2:01.111 | 36.741 | 93 | 30.081 | 286 | 54.289 |
| 8 | 2:00.298 | 36.165 | 93 | 30.029 | 284 | 54.104 | 21 | 2:01.318 | 36.661 | 92 | 30.166 | 286 | 54.491 |
| 9 | 5:35.338 | 37.655 | 93 | 30.057 | 286 | 4:27.626 | 22 | 2:04.873 | 36.535 | 93 | 31.832 | 279 | 56.506 |
| 10 | 2:25.658 | 57.169 | 93 | 30.407 | 282 | 58.082 | 23 | 2:00.786 | 36.545 | 91 | 30.067 | 286 | 54.174 |
| 11 | 2:01.160 | 36.489 | 93 | 30.067 | 284 | 54.604 | 24 | 2:01.595 | 36.566 | 91 | 30.263 | 287 | 54.766 |
| 12 | 2:00.548 | 36.156 | 95 | 30.236 | 283 | 54.156 | 25 | | 42.584 | 85 | 34.348 | 239 | |
| 13 | 2:00.956 | 36.587 | 92 | 30.085 | 284 | 54.284 | | | | | | | |

**24** Loggie, GBR/ Simonsen, DNK/ Westwood, GBR , **theoretical besttime: 2:00.031**

| | | | | | | | | | | | | | |
|---|---|---|---|---|---|---|---|---|---|---|---|---|---|
| 1 | 2:50.861 | 1:22.932 | 93 | 31.297 | 276 | 56.632 | 16 | 4:28.241 | 37.690 | 95 | 30.690 | 276 | 3:19.861 |
| 2 | 2:03.122 | 37.158 | 94 | 30.748 | 279 | 55.216 | 17 | 2:23.614 | 58.254 | 96 | 30.916 | 275 | 54.444 |
| 3 | 2:06.776 | 36.778 | 91 | 30.898 | 280 | 59.100 | 18 | 2:01.817 | 36.390 | 93 | 30.441 | 276 | 54.986 |
| 4 | 2:09.038 | 39.900 | 98 | 31.163 | 281 | 57.975 | 19 | 2:03.674 | 36.432 | 100 | 30.976 | 279 | 56.266 |
| 5 | 3:10.105 | 37.905 | 96 | 31.619 | 255 | 2:00.581 | 20 | 2:01.285 | ***36.213*** | 94 | 30.421 | 277 | 54.651 |
| 6 | 2:23.604 | 57.403 | 92 | 30.786 | 275 | 55.415 | 21 | 10:46.423 | 38.487 | 97 | 38.028 | 182 | 9:29.908 |
| 7 | 2:04.162 | 37.786 | 91 | 30.833 | 276 | 55.543 | 22 | 3:08.734 | 1:41.261 | 96 | 30.849 | 277 | 56.624 |
| 8 | 2:05.553 | 38.311 | 93 | 30.791 | ***285*** | 56.451 | 23 | ***2:00.401*** | 36.309 | 95 | 30.636 | 278 | ***53.456*** |
| 9 | 2:02.631 | 37.064 | 99 | 30.630 | 278 | 54.937 | 24 | 12:50.718 | 41.105 | 95 | 45.760 | 180 | 11:23.853 |
| 10 | 2:01.423 | 36.555 | 99 | 30.425 | 277 | 54.443 | 25 | 2:26.677 | 1:00.204 | 101 | 30.772 | 274 | 55.701 |
| 11 | 2:03.035 | 37.396 | 96 | 30.700 | 276 | 54.939 | 26 | 2:04.301 | 37.313 | 99 | 30.521 | 278 | 56.467 |
| 12 | 2:02.210 | 36.910 | 98 | ***30.362*** | 277 | 54.938 | 27 | 5:02.363 | 37.453 | 99 | 30.570 | 275 | 3:54.340 |
| 13 | 2:02.142 | 36.998 | 98 | 30.552 | 276 | 54.592 | 28 | 2:31.447 | 1:03.297 | 94 | 31.338 | 275 | 56.812 |
| 14 | 2:01.711 | 36.503 | ***101*** | 30.487 | 278 | 54.721 | 29 | | 37.792 | 100 | 30.968 | 274 | |
| 15 | 2:02.419 | 36.831 | 96 | 30.591 | 278 | 54.997 | | | | | | | |

# Blancpain Endurance Series

## Lap analysis Pre-Qualifying Session

Provisional

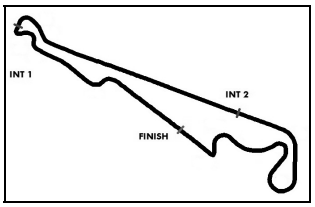


Circuit Paul Ricard Short, Length: 5791 m
Air temperature: 28.0°C
Track temperature: 29.9°C
Weather condition: Dry

Friday 19.6.2015 16:15

# Lap analysis: Pre-Qualifying Session

### 25 Mancini, ITA/ Birzhin, RUS/ Mastronardi, ITA , theoretical besttime: 1:59.712

| Lap | Time | SE1 | SP1 | SE2 | SP2 | SE3 | SP3 |
|---|---|---|---|---|---|---|---|
| 1 | 3:27.110 | | | | | | |
| 2 | 2:29.599 | 1:00.138 | 93 | 33.093 | 276 | 56.368 | |
| 3 | 2:03.273 | 37.087 | 101 | 30.732 | 279 | 55.454 | |
| 4 | 2:03.480 | 37.065 | 100 | 30.650 | 278 | 55.765 | |
| 5 | 2:05.800 | 37.273 | 97 | 30.527 | 278 | 58.000 | |
| 6 | 2:03.619 | 37.383 | 99 | 30.580 | 278 | 55.656 | |
| 7 | 2:02.951 | 37.071 | 95 | 30.638 | 279 | 55.242 | |
| 8 | 2:02.925 | 37.198 | 95 | 30.480 | 279 | 55.247 | |
| 9 | 2:06.117 | 37.013 | 97 | 30.692 | 278 | 58.412 | |
| 10 | 2:03.439 | 37.143 | 96 | 30.590 | 278 | 55.706 | |
| 11 | 4:14.496 | 37.438 | 99 | 30.724 | 257 | 3:06.334 | |
| 12 | 2:32.213 | 1:03.381 | 89 | 32.279 | 278 | 56.553 | |
| 13 | 2:02.052 | 37.132 | 100 | 30.620 | 278 | 54.300 | |
| 14 | 2:01.023 | 36.617 | 101 | 30.417 | ***281*** | 53.989 | |
| 15 | 2:01.090 | 36.334 | 99 | 30.343 | 279 | 54.413 | |
| 16 | 4:12.770 | 36.961 | 97 | 32.925 | 250 | 3:02.884 | |
| 17 | 2:28.824 | 1:02.656 | 98 | 31.599 | 277 | 54.569 | |
| 18 | 2:03.593 | 36.224 | 103 | ***30.079*** | 279 | 57.290 | |
| 19 | ***1:59.809*** | 36.155 | 104 | 30.172 | 279 | ***53.482*** | |
| 20 | 10:52.579 | 38.265 | 87 | 39.532 | 191 | 9:34.782 | |
| 21 | 3:13.128 | 1:42.606 | 92 | 32.806 | 270 | 57.716 | |
| 22 | 2:00.408 | 36.406 | ***104*** | 30.179 | 278 | 53.823 | |
| 23 | 12:22.972 | 49.061 | 84 | 54.841 | 172 | 10:39.070 | |
| 24 | 2:37.710 | 1:05.284 | 94 | 34.183 | 235 | 58.243 | |
| 25 | 2:01.304 | 36.475 | 102 | 30.450 | 278 | 54.379 | |
| 26 | 2:02.590 | 37.512 | 101 | 30.143 | 280 | 54.935 | |
| 27 | 2:01.078 | 36.477 | 93 | 30.216 | 279 | 54.385 | |
| 28 | 2:00.951 | ***36.151*** | 98 | 30.142 | 279 | 54.658 | |
| 29 | 2:00.994 | 36.479 | 96 | 30.247 | 278 | 54.268 | |
| 30 | 2:02.851 | 36.601 | 93 | 30.325 | 278 | 55.925 | |
| 31 | | 37.300 | 96 | 30.394 | 280 | | |

### 28 Bordet, FRA/ Viron, FRA/ Orgeval, FRA , theoretical besttime: 2:00.314

| Lap | Time | SE1 | SP1 | SE2 | SP2 | SE3 | SP3 |
|---|---|---|---|---|---|---|---|
| 1 | 2:50.415 | 1:22.414 | 95 | 31.385 | 283 | 56.616 | |
| 2 | 2:01.587 | 36.869 | 97 | 30.285 | 286 | 54.433 | |
| 3 | 2:05.895 | 37.192 | 95 | 31.089 | 286 | 57.614 | |
| 4 | 2:01.720 | 37.335 | 97 | ***29.873*** | 283 | 54.512 | |
| 5 | 2:01.247 | 36.736 | 97 | 30.054 | 286 | 54.457 | |
| 6 | 4:44.806 | 37.116 | ***103*** | 30.242 | 283 | 3:37.448 | |
| 7 | 2:20.941 | 55.818 | 101 | 30.623 | 284 | 54.500 | |
| 8 | 2:01.317 | 36.692 | 96 | 30.136 | ***287*** | 54.489 | |
| 9 | 2:01.588 | 36.739 | 97 | 30.105 | 286 | 54.744 | |
| 10 | 3:28.883 | 36.903 | 98 | 30.095 | 286 | 2:21.885 | |
| 11 | 2:22.469 | 55.395 | 95 | 30.078 | 285 | 56.996 | |
| 12 | 2:00.851 | 36.616 | 99 | 30.169 | 282 | 54.066 | |
| 13 | ***2:00.573*** | ***36.542*** | 97 | 30.132 | 283 | ***53.899*** | |
| 14 | 3:56.226 | 37.951 | 91 | 31.323 | 281 | 2:46.952 | |
| 15 | 2:31.302 | 1:01.410 | 93 | 31.437 | 279 | 58.455 | |
| 16 | 2:07.692 | 38.988 | 99 | 30.939 | 281 | 57.765 | |
| 17 | 2:05.983 | 38.415 | 97 | 30.474 | 283 | 57.094 | |
| 18 | 2:06.252 | 38.552 | 96 | 30.548 | 283 | 57.152 | |
| 19 | 12:19.288 | 38.303 | 91 | 30.775 | 281 | 11:10.210 | |
| 20 | 3:08.435 | 1:39.711 | 96 | 31.147 | 281 | 57.577 | |
| 21 | 13:32.097 | 38.215 | 97 | 30.470 | 284 | 12:23.412 | |
| 22 | 2:39.921 | 1:11.025 | 95 | 30.867 | 283 | 58.029 | |
| 23 | 2:05.540 | 37.842 | 96 | 30.722 | 273 | 56.976 | |
| 24 | 2:06.530 | 38.300 | 93 | 30.967 | 285 | 57.263 | |
| 25 | 2:07.753 | 38.862 | 91 | 31.295 | 283 | 57.596 | |
| 26 | 2:05.717 | 38.727 | 96 | 30.628 | 285 | 56.362 | |
| 27 | 2:05.631 | 38.046 | 96 | 30.769 | 283 | 56.816 | |
| 28 | 2:06.913 | 38.138 | 99 | 31.627 | 283 | 57.148 | |
| 29 | | 38.099 | 91 | 32.308 | 273 | | |

### 30 Kelders, BEL/ Hirschi, CHE/ Hirschi, CHE , theoretical besttime: 1:58.743

| Lap | Time | SE1 | SP1 | SE2 | SP2 | SE3 | SP3 |
|---|---|---|---|---|---|---|---|
| 1 | 3:03.531 | 1:35.581 | 95 | 31.331 | 253 | 56.619 | |
| 2 | 2:00.464 | 36.246 | 101 | 30.126 | 269 | 54.092 | |
| 3 | 1:59.338 | 36.057 | 101 | 30.366 | 269 | 52.915 | |
| 4 | 2:01.694 | 36.143 | 102 | 30.654 | 268 | 54.897 | |
| 5 | ***1:58.953*** | 35.899 | 102 | 30.185 | 268 | ***52.869*** | |
| 6 | 1:59.077 | ***35.766*** | ***103*** | ***30.108*** | 269 | 53.203 | |
| 7 | 46:08.336 | 38.048 | 97 | 30.435 | 267 | 44:59.853 | |
| 8 | 2:25.945 | 59.033 | 100 | 30.783 | 268 | 56.129 | |
| 9 | 13:33.842 | 38.135 | 100 | 44.476 | 185 | 12:11.231 | |
| 10 | 2:26.511 | 58.442 | 97 | 31.470 | ***270*** | 56.599 | |
| 11 | 2:06.113 | 38.050 | 100 | 31.767 | 269 | 56.296 | |
| 12 | 2:04.753 | 38.285 | 100 | 30.955 | 269 | 55.513 | |
| 13 | 2:04.003 | 37.714 | 97 | 30.884 | 269 | 55.405 | |
| 14 | 2:03.328 | 37.426 | 102 | 30.630 | 269 | 55.272 | |
| 15 | 2:04.222 | 37.697 | 102 | 30.750 | 269 | 55.775 | |
| 16 | 2:05.875 | 38.948 | 79 | 31.773 | 269 | 55.154 | |
| 17 | | 41.523 | 93 | 32.401 | 257 | | |

### 32 Wilson, GBR/ Leonard, GBR/ Meadows, GBR , theoretical besttime: 1:58.979

| Lap | Time | SE1 | SP1 | SE2 | SP2 | SE3 | SP3 |
|---|---|---|---|---|---|---|---|
| 1 | 2:22.207 | 56.689 | 98 | 30.977 | 274 | 54.541 | |
| 2 | 7:30.334 | 38.596 | 95 | 30.600 | 275 | 6:21.138 | |
| 3 | 2:20.852 | 56.499 | 98 | 30.355 | 275 | 53.998 | |
| 4 | 8:28.265 | 36.162 | 99 | 30.387 | 274 | 7:21.716 | |
| 5 | 2:24.277 | 57.560 | 94 | 30.515 | 274 | 56.202 | |
| 6 | 1:59.132 | 36.090 | 103 | ***29.997*** | 274 | 53.045 | |
| 7 | 2:08.300 | 38.965 | 91 | 31.655 | 271 | 57.680 | |
| 8 | ***1:58.991*** | ***36.013*** | ***105*** | 30.009 | ***276*** | ***52.969*** | |
| 9 | 4:08.938 | 37.466 | 95 | 30.887 | 276 | 3:00.585 | |
| 10 | 2:29.718 | 1:02.961 | 93 | 31.806 | 274 | 54.951 | |
| 11 | 2:02.177 | 37.702 | 102 | 30.302 | 275 | 54.173 | |
| 12 | 2:01.080 | 36.731 | 99 | 30.433 | 275 | 53.916 | |
| 14 | 3:50.437 | 37.019 | 100 | 30.990 | 275 | 2:42.428 | |
| 15 | 11:00.665 | 1:07.119 | 93 | 37.311 | 209 | 9:16.235 | |
| 16 | 3:12.876 | 1:44.113 | 100 | 30.752 | 274 | 58.011 | |
| 17 | 2:02.619 | 37.289 | 94 | 30.387 | 275 | 54.943 | |
| 18 | 12:56.359 | 41.160 | 98 | 45.388 | 177 | 11:29.811 | |
| 19 | 2:27.657 | 57.246 | 100 | 30.597 | 275 | 59.814 | |
| 20 | 2:00.834 | 36.934 | 102 | 30.312 | 274 | 53.588 | |
| 21 | 2:00.980 | 36.898 | 102 | 30.203 | 275 | 53.879 | |
| 22 | 3:18.950 | 36.530 | 104 | 30.292 | 275 | 2:12.128 | |
| 23 | 2:22.023 | 56.388 | 95 | 30.443 | 276 | 55.192 | |
| 24 | 2:00.985 | 36.634 | 96 | 30.284 | 276 | 54.067 | |
| 25 | 2:05.083 | 38.271 | 100 | 30.319 | 275 | 56.493 | |

# Blancpain Endurance Series

## Lap analysis Pre-Qualifying Session

Provisional

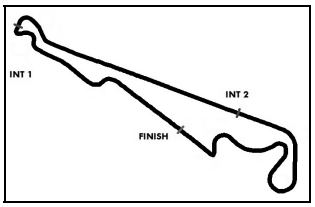


Circuit Paul Ricard Short, Length: 5791 m
Air temperature: 28.0°C
Track temperature: 29.9°C
Weather condition: Dry

Friday 19.6.2015 16:15

# Lap analysis: Pre-Qualifying Session

| Lap | Time | SE1 | SP1 | SE2 | SP2 | SE3 | SP3 | Lap | Time | SE1 | SP1 | SE2 | SP2 | SE3 | SP3 |
|---|---|---|---|---|---|---|---|---|---|---|---|---|---|---|---|
| 13 | 2:01.256 | 36.544 | 102 | 30.132 | 276 | 54.580 | | 26 | | 40.539 | 94 | 31.108 | 275 | | |

**33** Heyer, DEU/ Toril, ESP/ Seyffarth, DEU , **theoretical besttime: 2:01.114**

| | | | | | | | | | | | | | |
|---|---|---|---|---|---|---|---|---|---|---|---|---|---|
| 1 | 2:52.849 | 1:25.862 | 100 | 30.865 | 285 | 56.122 | 8 | 2:11.451 | 36.760 | 96 | 30.274 | 286 | 1:04.417 |
| 2 | 2:06.579 | 36.882 | 98 | 30.211 | 288 | 59.486 | 9 | 14:35.812 | 13:07.540 | 93 | 32.213 | 277 | 56.059 |
| 3 | ***2:01.515*** | ***36.543*** | 96 | 30.281 | ***290*** | 54.691 | 10 | 2:04.125 | 37.699 | 98 | 31.240 | 283 | 55.186 |
| 4 | 2:17.308 | 38.149 | 97 | 31.054 | 280 | 1:08.105 | 11 | 2:03.971 | 37.469 | 97 | 30.556 | 285 | 55.946 |
| 5 | 11:36.053 | 10:09.715 | 98 | 31.057 | 268 | 55.281 | 12 | 2:31.812 | 38.040 | 97 | 35.367 | 198 | 1:18.405 |
| 6 | 2:01.613 | 36.808 | ***101*** | 30.375 | 285 | ***54.430*** | 13 | 12:35.539 | 11:09.469 | 97 | 30.342 | 285 | 55.728 |
| 7 | 2:01.856 | 36.869 | 97 | ***30.141*** | 286 | 54.846 | 14 | 2:30.319 | 36.937 | 95 | 30.525 | 273 | 1:22.857 |

**34** Ehret, DEU/ Schmidt, DEU/ van der Zande, NLD , **theoretical besttime: 1:58.375**

| | | | | | | | | | | | | | |
|---|---|---|---|---|---|---|---|---|---|---|---|---|---|
| 1 | 4:48.930 | 3:14.048 | 83 | 33.044 | 281 | 1:01.838 | 13 | 1:58.733 | 35.682 | 95 | 30.073 | 283 | ***52.978*** |
| 2 | 2:11.521 | 39.588 | 92 | 32.074 | 277 | 59.859 | 14 | ***1:58.614*** | ***35.580*** | 97 | ***29.817*** | 284 | 53.217 |
| 3 | 2:13.586 | 41.435 | 92 | 31.998 | 281 | 1:00.153 | 15 | 2:13.010 | 35.596 | 95 | 29.901 | 287 | 1:07.513 |
| 4 | 2:25.338 | 40.373 | 90 | 32.832 | 280 | 1:12.133 | 16 | 17:45.953 | 16:17.830 | 95 | 31.548 | 282 | 56.575 |
| 5 | 4:53.949 | 3:19.148 | ***97*** | 34.422 | 248 | 1:00.379 | 17 | 2:28.649 | 37.559 | 92 | 30.498 | ***289*** | 1:20.592 |
| 6 | 2:21.703 | 39.441 | 88 | 33.777 | 257 | 1:08.485 | 18 | 13:02.718 | 11:36.591 | 95 | 30.870 | 283 | 55.257 |
| 7 | 3:31.921 | 2:05.649 | 95 | 30.363 | 286 | 55.909 | 19 | 2:04.197 | 37.620 | 97 | 31.203 | 279 | 55.374 |
| 8 | 2:00.399 | 36.555 | 97 | 30.130 | 285 | 53.714 | 20 | 2:02.266 | 36.788 | 94 | 30.462 | 285 | 55.016 |
| 9 | 1:59.671 | 35.893 | ***97*** | 29.956 | 286 | 53.822 | 21 | 2:54.955 | 1:12.369 | 66 | 34.766 | 278 | 1:07.820 |
| 10 | 2:10.681 | 36.249 | 94 | 30.065 | 285 | 1:04.367 | 22 | 5:25.487 | 3:52.589 | 87 | 33.623 | 273 | 59.275 |
| 11 | 6:01.327 | 4:31.907 | 92 | 31.296 | 278 | 58.124 | 23 | 2:11.931 | 39.066 | 94 | 31.653 | 281 | 1:01.212 |
| 12 | 2:04.636 | 37.402 | 97 | 30.887 | 281 | 56.347 | 24 | 2:39.922 | 43.663 | 80 | 35.886 | 236 | 1:20.373 |

**35** Guilvert, FRA/ Mortara, ITA/ Tambay, FRA , **theoretical besttime: 1:57.877**

| | | | | | | | | | | | | | |
|---|---|---|---|---|---|---|---|---|---|---|---|---|---|
| 1 | 3:03.863 | 1:37.652 | 102 | 31.783 | 273 | 54.428 | 15 | 2:01.488 | 36.843 | 99 | 30.484 | 276 | 54.161 |
| 2 | 2:00.552 | 36.247 | 102 | 30.170 | 283 | 54.135 | 16 | 2:00.853 | 36.556 | 99 | 30.525 | 276 | 53.772 |
| 3 | 2:00.440 | 36.319 | 103 | 30.829 | 283 | 53.292 | 17 | 2:00.367 | 36.336 | 98 | 30.413 | 278 | 53.618 |
| 4 | 2:00.348 | 36.215 | ***105*** | 30.551 | ***283*** | 53.582 | 18 | 2:00.152 | 36.163 | 100 | 30.449 | 276 | 53.540 |
| 5 | 1:59.234 | 36.204 | 103 | 30.052 | 283 | 52.978 | 19 | 2:28.556 | 36.094 | 102 | 30.504 | 275 | 1:21.958 |
| 6 | 1:59.007 | 35.832 | 101 | ***29.974*** | 281 | 53.201 | 20 | 12:11.453 | 10:43.184 | 98 | 30.976 | 275 | 57.293 |
| 7 | 2:10.028 | 36.514 | 101 | 30.254 | 281 | 1:03.260 | 21 | 2:20.073 | 37.193 | 100 | 30.684 | 279 | 1:12.196 |
| 8 | 6:14.064 | 4:50.491 | 97 | 30.344 | 278 | 53.229 | 22 | 14:25.834 | 13:00.572 | 97 | 30.745 | 278 | 54.517 |
| 9 | 1:59.607 | 36.542 | 99 | 30.307 | 277 | 52.758 | 23 | 2:01.742 | 36.811 | 99 | 30.720 | 278 | 54.211 |
| 10 | 1:58.781 | 36.056 | 103 | 30.087 | 277 | ***52.638*** | 24 | 2:00.598 | 36.492 | 100 | 30.406 | 279 | 53.700 |
| 11 | ***1:58.379*** | ***35.265*** | 103 | 30.056 | 279 | 53.058 | 25 | 2:00.517 | 36.315 | 101 | 30.542 | 280 | 53.660 |
| 12 | 2:09.276 | 35.326 | 102 | 30.059 | 282 | 1:03.891 | 26 | 5:22.740 | 35.984 | 103 | 30.479 | 278 | 4:16.277 |
| 13 | 5:56.340 | 4:29.334 | 93 | 31.098 | 274 | 55.908 | 27 | 3:30.036 | 2:04.730 | 99 | 30.979 | 276 | 54.327 |
| 14 | 2:03.063 | 37.002 | 96 | 30.626 | 276 | 55.435 | 28 | 2:15.428 | 36.491 | 99 | 30.645 | 276 | 1:08.292 |

**36** Buffin, FRA/ Cabannes, FRA/ Lallemant, FRA , **theoretical besttime: 2:03.247**

| | | | | | | | | | | | | | |
|---|---|---|---|---|---|---|---|---|---|---|---|---|---|
| 1 | 2:38.780 | 1:07.268 | 95 | 32.481 | 273 | 59.031 | 15 | 2:07.006 | 39.260 | 98 | 31.641 | 274 | 56.105 |
| 2 | 2:08.775 | 39.524 | 98 | 31.315 | ***278*** | 57.936 | 16 | 2:20.139 | 38.922 | 96 | 33.558 | 270 | 1:07.659 |
| 3 | 2:10.388 | 39.920 | 95 | 31.614 | ***278*** | 58.854 | 17 | 5:43.385 | 4:14.120 | 88 | 31.610 | 273 | 57.655 |
| 4 | 2:11.615 | 39.413 | 94 | 31.689 | 271 | 1:00.513 | 18 | 2:44.073 | 40.971 | 81 | 39.263 | 186 | 1:23.839 |
| 5 | 2:10.604 | 40.707 | 97 | 31.891 | 277 | 58.006 | 19 | 11:42.250 | 10:13.198 | 98 | 31.202 | 273 | 57.850 |
| 6 | 2:07.427 | 38.824 | 100 | 31.144 | 277 | 57.459 | 20 | 2:22.791 | 38.224 | ***102*** | 31.036 | 276 | 1:13.531 |
| 7 | 2:11.864 | 39.943 | 95 | 31.427 | 276 | 1:00.494 | 21 | 14:06.553 | 12:37.369 | 94 | 31.527 | 276 | 57.657 |
| 8 | 2:08.971 | 39.190 | 98 | 31.985 | 275 | 57.796 | 22 | 2:04.005 | 37.301 | 92 | 31.190 | 274 | ***55.514*** |
| 9 | 2:10.871 | 40.865 | 97 | 31.659 | 276 | 58.347 | 23 | ***2:03.587*** | ***36.989*** | 98 | 30.871 | 277 | 55.727 |
| 10 | 2:25.276 | 41.974 | 96 | 32.382 | 273 | 1:10.920 | 24 | 2:09.363 | 40.823 | 97 | 31.329 | 276 | 57.211 |
| 11 | 6:55.964 | 5:25.449 | 86 | 33.092 | 271 | 57.423 | 25 | 2:04.088 | 37.197 | 99 | ***30.744*** | 277 | 56.147 |
| 12 | 2:08.401 | 39.186 | 96 | 32.135 | 272 | 57.080 | 26 | 2:07.179 | 37.283 | 98 | 31.181 | 275 | 58.715 |
| 13 | 2:06.562 | 38.364 | 100 | 31.494 | 276 | 56.704 | 27 | 2:05.318 | 37.136 | 97 | 31.059 | 277 | 57.123 |
| 14 | 2:06.647 | 38.000 | 101 | 31.616 | 276 | 57.031 | 28 | 2:25.821 | 37.770 | 97 | 30.870 | 276 | 1:17.181 |

# Blancpain Endurance Series

## Lap analysis Pre-Qualifying Session

Provisional

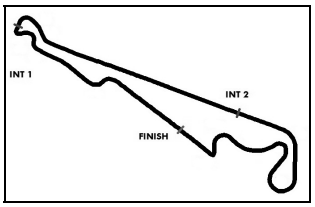


Circuit Paul Ricard Short, Length: 5791 m
Air temperature: 28.0°C
Track temperature: 29.9°C
Weather condition: Dry

Friday 19.6.2015 16:15

# Lap analysis: Pre-Qualifying Session

### 41 Vannelet, FRA/ Guibbert, FRA/ Santamato, FRA , — theoretical besttime: 1:58.793

| Lap | Time | SE1 | SP1 | SE2 | SP2 | SE3 | SP3 | Lap | Time | SE1 | SP1 | SE2 | SP2 | SE3 | SP3 |
|---|---|---|---|---|---|---|---|---|---|---|---|---|---|---|---|
| 1 | 4:15.522 | 2:36.940 | 90 | 36.188 | 233 | 1:02.394 | | 8 | 2:22.930 | 56.533 | 101 | 30.955 | 278 | 55.442 | |
| 2 | 7:31.726 | 39.353 | 105 | 31.232 | 278 | 6:21.141 | | 9 | 47:41.675 | 38.167 | 92 | 33.121 | 261 | 46:30.387 | |
| 3 | 2:20.793 | 55.589 | 105 | 30.784 | ***279*** | 54.420 | | 10 | 2:20.301 | 56.776 | 103 | 30.374 | 278 | 53.151 | |
| 4 | 2:02.122 | 36.535 | ***105*** | 30.548 | 278 | 55.039 | | 11 | 1:59.954 | ***35.956*** | 102 | ***30.139*** | 278 | 53.859 | |
| 5 | 2:02.546 | 36.600 | ***105*** | 30.661 | 278 | 55.285 | | 12 | ***1:58.995*** | 36.070 | 104 | 30.227 | ***279*** | ***52.698*** | |
| 6 | 2:01.031 | 36.333 | 102 | 30.403 | 278 | 54.295 | | 13 | 2:00.775 | 36.487 | 95 | 30.206 | 278 | 54.082 | |
| 7 | 10:54.621 | 36.256 | 102 | 30.405 | 278 | 9:47.960 | | 14 | | 36.219 | 100 | 30.166 | 278 | | |

### 42 Debs, FRA/ Mardini, FRA/ Mislin, FRA , — theoretical besttime: 1:59.705

| Lap | Time | SE1 | SP1 | SE2 | SP2 | SE3 | SP3 | Lap | Time | SE1 | SP1 | SE2 | SP2 | SE3 | SP3 |
|---|---|---|---|---|---|---|---|---|---|---|---|---|---|---|---|
| 1 | 3:39.404 | 2:03.273 | 78 | 32.483 | 255 | 1:03.648 | | 16 | 2:00.317 | 36.541 | 102 | 30.376 | 279 | 53.400 | |
| 2 | 2:11.290 | 40.591 | 86 | 32.091 | 278 | 58.608 | | 17 | 2:01.353 | 36.873 | 103 | 30.452 | 277 | 54.028 | |
| 3 | 2:08.713 | 39.653 | 94 | 31.383 | 265 | 57.677 | | 18 | 11:32.768 | 37.167 | 99 | 31.576 | 254 | 10:24.025 | |
| 4 | 2:27.765 | 45.287 | 94 | 35.427 | 208 | 1:07.051 | | 19 | 3:08.884 | 1:39.841 | 101 | 31.917 | 263 | 57.126 | |
| 5 | 2:06.320 | 38.630 | 94 | 31.047 | 278 | 56.643 | | 20 | 13:40.279 | 37.433 | 96 | 31.465 | 278 | 12:31.381 | |
| 6 | 2:06.536 | 38.354 | 93 | 30.975 | 278 | 57.207 | | 21 | 2:41.516 | 1:10.753 | 98 | 31.173 | 278 | 59.590 | |
| 7 | 2:06.076 | 38.566 | 96 | 30.965 | 279 | 56.545 | | 22 | 2:03.906 | 37.511 | 99 | 30.778 | 278 | 55.617 | |
| 8 | 7:53.252 | 38.798 | 94 | 30.835 | 279 | 6:43.619 | | 23 | 2:04.143 | 37.948 | 99 | 30.811 | 279 | 55.384 | |
| 9 | 2:28.569 | 58.793 | 98 | 30.977 | 279 | 58.799 | | 24 | 2:07.432 | 38.635 | 95 | 33.077 | 263 | 55.720 | |
| 10 | 2:03.465 | 37.400 | 97 | 30.603 | ***280*** | 55.462 | | 25 | 2:05.183 | 38.429 | 97 | 31.006 | 279 | 55.748 | |
| 11 | 2:03.126 | 36.971 | 98 | 30.586 | ***280*** | 55.569 | | 26 | 2:05.363 | 38.183 | 97 | 30.739 | 279 | 56.441 | |
| 12 | 3:53.800 | 36.776 | 96 | 30.544 | 279 | 2:46.480 | | 27 | 2:07.311 | 38.948 | ***105*** | 31.412 | 268 | 56.951 | |
| 13 | 2:21.363 | 56.035 | 100 | 30.676 | 279 | 54.652 | | 28 | 2:05.796 | 37.890 | 92 | 31.571 | 278 | 56.335 | |
| 14 | ***1:59.818*** | 36.260 | 102 | 30.276 | 279 | ***53.282*** | | 29 | | 39.950 | 100 | 31.972 | 260 | | |
| 15 | 1:59.974 | ***36.161*** | 103 | ***30.262*** | 278 | 53.551 | | | | | | | | | |

### 44 Al Harthy, OMA/ Lloyd, GBR/ Adam, GBR , — theoretical besttime: 1:59.529

| Lap | Time | SE1 | SP1 | SE2 | SP2 | SE3 | SP3 | Lap | Time | SE1 | SP1 | SE2 | SP2 | SE3 | SP3 |
|---|---|---|---|---|---|---|---|---|---|---|---|---|---|---|---|
| 1 | 3:56.567 | 2:27.517 | 100 | 31.613 | 272 | 57.437 | | 15 | 2:00.598 | 36.084 | 102 | 30.465 | 275 | 54.049 | |
| 2 | 2:02.672 | 37.068 | 99 | 30.603 | 275 | 55.001 | | 16 | 2:07.161 | 40.050 | 100 | 31.429 | 273 | 55.682 | |
| 3 | 2:07.488 | 36.994 | ***105*** | 30.384 | 273 | 1:00.110 | | 17 | 2:00.545 | 36.401 | 102 | 30.385 | 276 | 53.759 | |
| 4 | 2:01.203 | 37.075 | 95 | 30.309 | 275 | 53.819 | | 18 | 29:48.075 | 36.238 | 99 | 30.541 | 274 | 28:41.296 | |
| 5 | 2:00.646 | 36.441 | 100 | ***30.104*** | 274 | 54.101 | | 19 | 2:34.037 | 1:09.276 | 101 | 30.761 | 273 | 54.000 | |
| 6 | 2:03.341 | 36.424 | 103 | 30.136 | 276 | 56.781 | | 20 | 2:00.572 | 36.580 | 101 | 30.490 | 275 | ***53.502*** | |
| 7 | 5:42.894 | 36.341 | 100 | 30.132 | 276 | 4:36.421 | | 21 | 2:00.462 | ***35.923*** | 102 | 30.469 | 276 | 54.070 | |
| 8 | 2:22.335 | 56.991 | 102 | 30.671 | 275 | 54.673 | | 22 | 2:00.946 | 36.314 | 103 | 30.330 | 276 | 54.302 | |
| 9 | 2:05.013 | 36.701 | 99 | 30.430 | 274 | 57.882 | | 23 | ***1:59.935*** | 36.029 | 102 | 30.384 | ***276*** | 53.522 | |
| 10 | 2:01.102 | 36.680 | 101 | 30.340 | 273 | 54.082 | | 24 | 2:01.169 | 36.149 | 99 | 30.290 | 276 | 54.730 | |
| 11 | 2:00.585 | 36.470 | 103 | 30.286 | 275 | 53.829 | | 25 | 2:05.682 | 37.895 | 101 | 31.729 | 275 | 56.058 | |
| 12 | 5:40.959 | 36.468 | 102 | 30.516 | 276 | 4:33.975 | | 26 | 2:00.045 | 36.153 | 99 | 30.353 | 275 | 53.539 | |
| 13 | 2:21.562 | 56.355 | 102 | 30.963 | 272 | 54.244 | | 27 | | 36.048 | 100 | 30.363 | 275 | | |
| 14 | 2:01.257 | 36.401 | 100 | 30.676 | 275 | 54.180 | | | | | | | | | |

### 46 Paltalla, FIN/ Luhr, DEU/ Martin, BEL , — theoretical besttime: 1:59.854

| Lap | Time | SE1 | SP1 | SE2 | SP2 | SE3 | SP3 | Lap | Time | SE1 | SP1 | SE2 | SP2 | SE3 | SP3 |
|---|---|---|---|---|---|---|---|---|---|---|---|---|---|---|---|
| 1 | 2:54.061 | 1:26.192 | 94 | 30.977 | 272 | 56.892 | | 6 | 2:10.272 | 36.096 | ***100*** | 30.368 | ***273*** | 1:03.808 | |
| 2 | 2:00.418 | 36.257 | 98 | 30.316 | 272 | 53.845 | | 7 | 9:14.976 | 7:48.100 | 100 | 30.597 | 271 | 56.279 | |
| 3 | 2:03.681 | 36.452 | 94 | 30.828 | 271 | 56.401 | | 8 | 2:31.051 | 38.922 | 92 | 37.607 | 186 | 1:14.522 | |
| 4 | 2:00.231 | 36.385 | 97 | 30.215 | 271 | ***53.631*** | | 9 | 10:43.270 | 9:11.645 | 97 | 35.058 | 237 | 56.567 | |
| 5 | ***1:59.958*** | ***36.014*** | 97 | ***30.209*** | ***273*** | 53.735 | | 10 | 2:16.627 | 37.184 | 95 | 31.769 | 255 | 1:07.674 | |

### 48 Soenen, BEL/ van Glabeke, BEL/ Lanting, MCO , — theoretical besttime: 2:02.832

| Lap | Time | SE1 | SP1 | SE2 | SP2 | SE3 | SP3 | Lap | Time | SE1 | SP1 | SE2 | SP2 | SE3 | SP3 |
|---|---|---|---|---|---|---|---|---|---|---|---|---|---|---|---|
| 1 | 3:14.748 | 1:35.899 | 75 | 36.322 | 235 | 1:02.527 | | 13 | 2:14.009 | 37.464 | ***100*** | 30.778 | 279 | 1:05.767 | |
| 2 | 2:15.137 | 41.962 | 86 | 32.594 | 228 | 1:00.581 | | 14 | 3:58.386 | 2:25.933 | 95 | 31.687 | ***280*** | 1:00.766 | |
| 3 | 2:06.812 | 38.825 | 95 | 31.195 | 279 | 56.792 | | 15 | 2:09.937 | 39.051 | 94 | 31.930 | 278 | 58.956 | |
| 4 | 2:03.973 | 37.549 | 95 | 30.626 | 279 | 55.798 | | 16 | 2:11.445 | 40.164 | 94 | 32.700 | ***280*** | 58.581 | |
| 5 | 2:04.341 | 37.420 | 99 | 30.609 | 279 | 56.312 | | 17 | 2:25.739 | 39.050 | 94 | 31.448 | ***280*** | 1:15.241 | |
| 6 | 2:03.800 | 37.717 | 97 | 30.528 | 278 | 55.555 | | 18 | 40:12.749 | 38:41.868 | 92 | 32.083 | 278 | 58.798 | |
| 7 | 2:04.601 | 37.787 | 94 | 30.556 | 279 | 56.258 | | 19 | 2:08.840 | 39.248 | 94 | 31.980 | 270 | 57.612 | |
| 8 | 2:03.743 | 37.447 | 92 | 31.006 | 278 | ***55.290*** | | 20 | 2:06.716 | 38.512 | 96 | 30.931 | ***280*** | 57.273 | |

# Blancpain Endurance Series

## Lap analysis Pre-Qualifying Session

Provisional

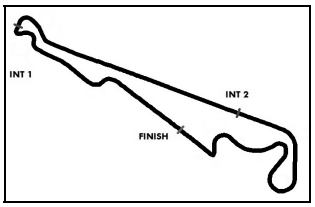


Circuit Paul Ricard Short, Length: 5791 m
Air temperature: 28.0°C
Track temperature: 29.9°C
Weather condition: Dry

Friday 19.6.2015 16:15

# Lap analysis: Pre-Qualifying Session

| Lap | Time | SE1 | SP1 | SE2 | SP2 | SE3 | SP3 | Lap | Time | SE1 | SP1 | SE2 | SP2 | SE3 | SP3 |
|---|---|---|---|---|---|---|---|---|---|---|---|---|---|---|---|
| 9 | 2:03.575 | 37.202 | 97 | 30.597 | ***280*** | 55.776 | | 21 | 2:08.735 | 39.565 | 95 | 31.569 | 278 | 57.601 | |
| 10 | 2:03.986 | 37.899 | 96 | 30.432 | 279 | 55.655 | | 22 | 2:05.665 | 37.897 | 93 | 31.060 | 279 | 56.708 | |
| 11 | 2:06.203 | 39.621 | 94 | 30.845 | 278 | 55.737 | | 23 | 2:54.468 | | | | 279 | 1:12.999 | |
| 12 | ***2:02.909*** | ***37.164*** | ***100*** | ***30.378*** | 279 | 55.367 | | | | | | | | | |

**49** Bachelier, FRA/ Blank, ITA/ Mallegol, FRA , **theoretical besttime: 2:01.237**

| | | | | | | | | | | | | | |
|---|---|---|---|---|---|---|---|---|---|---|---|---|---|
| 1 | 5:58.134 | 4:31.295 | 99 | 30.915 | 278 | 55.924 | 12 | 2:40.093 | 36.465 | 102 | 30.031 | 278 | 1:33.597 |
| 2 | 2:02.565 | 36.727 | 99 | 30.773 | 278 | ***55.065*** | 13 | 12:47.764 | 11:20.711 | 98 | 30.882 | ***279*** | 56.171 |
| 3 | 2:21.886 | 37.030 | 101 | 30.244 | 278 | 1:14.612 | 14 | 2:25.143 | ***36.169*** | 98 | ***30.003*** | 278 | 1:18.971 |
| 4 | 6:41.721 | 5:13.046 | 98 | 30.344 | 278 | 58.331 | 15 | 15:10.703 | 13:42.864 | 101 | 31.141 | 278 | 56.698 |
| 5 | 2:18.559 | 36.728 | 99 | 30.052 | ***279*** | 1:11.779 | 16 | 2:02.870 | 36.961 | ***103*** | 30.293 | ***279*** | 55.616 |
| 6 | 5:41.653 | 4:08.091 | 91 | 32.418 | 263 | 1:01.144 | 17 | 2:03.182 | 36.944 | 101 | 30.412 | ***279*** | 55.826 |
| 7 | 2:11.771 | 41.268 | 96 | 31.861 | 278 | 58.642 | 18 | 2:03.772 | 37.725 | 103 | 30.581 | ***279*** | 55.466 |
| 8 | 2:11.126 | 40.610 | 87 | 33.017 | 261 | 57.499 | 19 | 2:03.544 | 37.061 | 98 | 30.147 | ***279*** | 56.336 |
| 9 | 2:07.988 | 39.085 | 88 | 31.761 | ***279*** | 57.142 | 20 | ***2:02.518*** | 37.082 | 100 | 30.276 | 278 | 55.160 |
| 10 | 2:19.271 | 39.993 | 90 | 31.125 | 272 | 1:08.153 | 21 | 2:18.750 | 37.127 | 101 | 30.822 | 278 | 1:10.801 |
| 11 | 11:14.042 | 9:47.164 | 82 | 31.122 | 278 | 55.756 | | | | | | | |

**50** Kondakov, RUS/ Moiseev, RUS/ Ragazzi, ITA , **theoretical besttime: 2:03.098**

| | | | | | | | | | | | | | |
|---|---|---|---|---|---|---|---|---|---|---|---|---|---|
| 1 | 4:17.677 | 2:46.054 | 95 | 32.385 | 269 | 59.238 | 8 | 2:15.902 | 37.195 | 98 | 30.451 | ***279*** | 1:08.256 |
| 2 | 3:21.546 | 39.458 | 62 | 53.576 | 163 | 1:48.512 | 9 | 4:53.446 | 3:15.114 | 77 | 34.651 | 276 | 1:03.681 |
| 3 | 21:04.897 | 19:35.838 | 83 | 31.249 | 278 | 57.810 | 10 | 2:14.944 | 41.596 | 91 | 32.483 | 277 | 1:00.865 |
| 4 | ***2:03.321*** | ***37.186*** | 98 | 30.611 | ***279*** | ***55.524*** | 11 | 3:12.051 | 43.055 | 78 | 38.936 | 195 | 1:50.060 |
| 5 | 2:03.472 | 37.246 | ***99*** | ***30.388*** | 278 | 55.838 | 12 | 11:15.224 | 9:40.383 | 78 | 32.113 | 276 | 1:02.728 |
| 6 | 2:03.778 | 37.209 | 96 | 30.398 | 278 | 56.171 | 13 | | 39.507 | 90 | | | |
| 7 | 2:04.180 | 37.269 | 98 | 30.916 | 278 | 55.995 | | | | | | | |

**51** Guedes, PRT/ Cameron, GBR/ Griffin, IRL , **theoretical besttime:**

| | | | |
|---|---|---|---|
| 1 | 5:24.548 | 15 | 2:04.047 |
| 2 | 2:01.689 | 16 | 2:01.573 |
| 3 | 2:05.219 | 17 | 2:01.353 |
| 4 | 2:11.449 | 18 | 2:43.887 |
| 5 | 4:59.573 | 19 | 14:17.397 |
| 6 | 1:59.198 | 20 | 2:01.193 |
| 7 | ***1:58.928*** | 21 | 3:04.583 |
| 8 | 1:59.683 | 22 | 12:25.620 |
| 9 | 2:11.646 | 23 | 2:00.866 |
| 10 | 3:48.621 | 24 | 2:02.991 |
| 11 | 2:01.385 | 25 | 2:00.554 |
| 12 | 2:01.791 | 26 | 2:02.450 |
| 13 | 2:01.303 | 27 | 2:01.174 |
| 14 | 2:03.021 | 28 | 2:00.364 |

**52** De Leener, BEL/ Sbirrazzuoli, MCO , , **theoretical besttime: 1:59.531**

| | | | | | | | | | | | | | |
|---|---|---|---|---|---|---|---|---|---|---|---|---|---|
| 1 | 6:08.501 | 4:42.284 | 97 | 31.281 | 278 | 54.936 | 13 | 2:20.870 | ***35.931*** | 97 | 30.059 | 278 | 1:14.880 |
| 2 | 2:04.234 | 36.793 | 98 | 30.316 | 278 | 57.125 | 14 | 13:30.412 | 12:01.201 | 96 | 32.891 | 258 | 56.320 |
| 3 | ***2:00.499*** | 36.310 | 98 | 29.936 | 278 | 54.253 | 15 | 2:29.401 | 36.885 | ***101*** | 30.455 | 278 | 1:22.061 |
| 4 | 2:02.069 | 36.728 | 95 | ***29.803*** | 278 | 55.538 | 16 | 13:18.146 | 11:51.471 | 97 | 30.912 | 276 | 55.763 |
| 5 | 2:13.564 | 36.662 | 97 | 29.975 | 278 | 1:06.927 | 17 | 2:02.053 | 37.124 | 100 | 30.340 | 278 | 54.589 |
| 6 | 7:07.793 | 5:42.635 | 94 | 30.543 | 278 | 54.615 | 18 | 2:01.149 | 36.519 | 98 | 29.862 | ***279*** | 54.768 |
| 7 | 2:01.553 | 36.257 | 95 | 30.004 | 278 | 55.292 | 19 | 2:06.242 | 39.517 | 94 | 30.595 | 278 | 56.130 |
| 8 | 2:11.902 | 36.560 | 96 | 30.122 | 278 | 1:05.220 | 20 | 2:04.048 | 38.847 | 97 | 30.619 | ***279*** | 54.582 |
| 9 | 8:14.812 | 6:35.886 | 98 | 31.703 | 247 | 1:07.223 | 21 | 2:01.897 | 37.415 | 98 | 30.168 | 278 | 54.314 |
| 10 | 2:12.725 | 37.017 | 94 | 30.387 | 278 | 1:05.321 | 22 | 2:01.388 | 36.367 | 100 | 30.147 | 278 | 54.874 |
| 11 | 6:39.056 | 5:10.935 | 96 | 30.826 | 278 | 57.295 | 23 | 2:02.308 | 37.180 | 100 | 30.227 | 278 | 54.901 |
| 12 | 2:01.433 | 37.095 | 73 | 30.541 | ***279*** | ***53.797*** | 24 | 2:23.856 | 38.372 | 83 | 32.946 | 275 | 1:12.538 |

# Blancpain Endurance Series

## Lap analysis Pre-Qualifying Session

Provisional

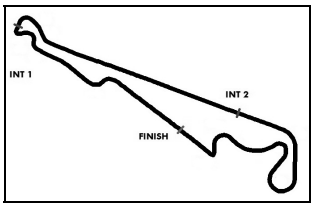


Circuit Paul Ricard Short, Length: 5791 m
Air temperature: 28.0°C
Track temperature: 29.9°C
Weather condition: Dry

Friday 19.6.2015 16:15

# Lap analysis: Pre-Qualifying Session

### 53 Perazzini, ITA/ Potolicchio, VEN/ Cioci, ITA , — theoretical besttime: 1:58.803

| Lap | Time | SE1 | SP1 | SE2 | SP2 | SE3 | SP3 | Lap | Time | SE1 | SP1 | SE2 | SP2 | SE3 | SP3 |
|---|---|---|---|---|---|---|---|---|---|---|---|---|---|---|---|
| 1 | 5:16.651 | 3:51.268 | 101 | 30.794 | 278 | 54.589 | | 14 | 2:02.917 | 37.177 | 95 | 30.384 | 280 | 55.356 | |
| 2 | ***1:58.803*** | ***35.487*** | 100 | ***29.802*** | 281 | ***53.514*** | | 15 | 2:02.428 | 37.049 | 96 | 30.348 | 279 | 55.031 | |
| 3 | 1:59.844 | 35.528 | ***103*** | 29.841 | 278 | 54.475 | | 16 | 2:02.303 | 36.455 | 93 | 30.264 | 281 | 55.584 | |
| 4 | 2:15.463 | 36.385 | 102 | 30.007 | 279 | 1:09.071 | | 17 | 2:14.419 | 36.537 | 95 | 30.766 | 279 | 1:07.116 | |
| 5 | 6:31.201 | 5:05.635 | 98 | 30.494 | 278 | 55.072 | | 18 | 33:58.229 | 32:14.001 | 93 | 37.899 | 219 | 1:06.329 | |
| 6 | 2:01.715 | 36.945 | 101 | 30.215 | 279 | 54.555 | | 19 | 2:21.262 | 43.675 | 88 | 36.746 | 197 | 1:00.841 | |
| 7 | 2:01.961 | 36.965 | 96 | 30.091 | 279 | 54.905 | | 20 | 2:00.940 | 36.269 | 101 | 29.960 | 279 | 54.711 | |
| 8 | 2:03.401 | 38.163 | 95 | 30.792 | 279 | 54.446 | | 21 | 1:59.786 | 35.714 | 99 | 29.898 | 279 | 54.174 | |
| 9 | 2:01.418 | 36.631 | 100 | 30.292 | 279 | 54.495 | | 22 | 1:59.805 | 36.072 | 100 | 29.813 | 279 | 53.920 | |
| 10 | 2:01.142 | 36.401 | 98 | 30.154 | 277 | 54.587 | | 23 | 1:59.993 | 35.901 | 101 | 29.990 | 279 | 54.102 | |
| 11 | 2:10.995 | 36.787 | 99 | 30.306 | 281 | 1:03.902 | | 24 | 1:59.744 | 35.794 | 98 | 29.917 | 279 | 54.033 | |
| 12 | 3:28.694 | 2:01.324 | 79 | 31.529 | 279 | 55.841 | | 25 | 2:19.969 | 36.100 | 100 | 30.054 | 279 | 1:13.815 | |
| 13 | 2:03.090 | 36.836 | 98 | 30.479 | ***282*** | 55.775 | | | | | | | | | |

### 54 Alvarez, ARG/ Yazbil, ARG/ Borches, ARG , — theoretical besttime: 2:00.986

| Lap | Time | SE1 | SP1 | SE2 | SP2 | SE3 | SP3 | Lap | Time | SE1 | SP1 | SE2 | SP2 | SE3 | SP3 |
|---|---|---|---|---|---|---|---|---|---|---|---|---|---|---|---|
| 1 | 4:38.420 | 3:03.644 | 93 | 34.551 | 273 | 1:00.225 | | 14 | 2:09.228 | 39.766 | 87 | 31.757 | 258 | 57.705 | |
| 2 | 2:12.608 | 40.296 | 98 | 32.165 | 278 | 1:00.147 | | 15 | 2:07.656 | 39.223 | 97 | 31.573 | 277 | 56.860 | |
| 3 | 2:14.234 | 39.806 | 94 | 32.284 | 266 | 1:02.144 | | 16 | 2:10.154 | 39.712 | 91 | 32.034 | 278 | 58.408 | |
| 4 | 2:10.569 | 40.166 | 97 | 32.142 | 279 | 58.261 | | 17 | 2:06.510 | 38.435 | 99 | 31.710 | 278 | 56.365 | |
| 5 | 2:25.140 | 39.737 | 93 | 35.766 | 227 | 1:09.637 | | 18 | 13:28.459 | 43.243 | 89 | 36.227 | 200 | 12:08.989 | |
| 6 | 5:47.979 | 39.251 | 94 | 32.270 | 277 | 4:36.458 | | 19 | 2:32.214 | 1:01.589 | 92 | 33.299 | 266 | 57.326 | |
| 7 | 2:34.477 | 1:03.128 | 93 | 32.469 | 275 | 58.880 | | 20 | 11:53.928 | 49.631 | 81 | 52.744 | 161 | 10:11.553 | |
| 8 | 2:09.495 | 40.012 | 90 | 31.691 | 274 | 57.792 | | 21 | 2:34.568 | 1:06.749 | 102 | 30.953 | 265 | 56.866 | |
| 9 | 3:28.191 | 38.248 | 99 | 31.090 | 278 | 2:18.853 | | 22 | 2:01.451 | 36.726 | ***103*** | 30.301 | ***282*** | ***54.424*** | |
| 10 | 2:49.432 | | | | | | | 23 | ***2:01.261*** | ***36.426*** | ***103*** | ***30.136*** | 281 | 54.699 | |
| 11 | 2:37.335 | 1:03.816 | 92 | 32.029 | 276 | 1:01.490 | | 24 | 2:06.459 | 39.380 | 89 | 31.707 | 279 | 55.372 | |
| 12 | 2:09.357 | 39.771 | 94 | 31.861 | 277 | 57.725 | | 25 | 2:08.593 | 37.493 | 87 | 33.178 | 239 | 57.922 | |
| 13 | 2:16.471 | 38.703 | 94 | 33.309 | 253 | 1:04.459 | | 26 | | 36.545 | ***103*** | 35.976 | 207 | | |

### 55 Gitlin, RUS/ Ramos, PRT/ Chukanov, RUS , — theoretical besttime: 2:00.119

| Lap | Time | SE1 | SP1 | SE2 | SP2 | SE3 | SP3 | Lap | Time | SE1 | SP1 | SE2 | SP2 | SE3 | SP3 |
|---|---|---|---|---|---|---|---|---|---|---|---|---|---|---|---|
| 1 | 4:13.150 | 2:42.830 | 85 | 32.278 | 273 | 58.042 | | 14 | 2:22.524 | 57.121 | 100 | 30.638 | 273 | 54.765 | |
| 2 | 2:01.743 | 36.766 | 96 | 30.587 | 277 | 54.390 | | 15 | 2:00.888 | 36.539 | ***102*** | 30.391 | 275 | 53.958 | |
| 3 | 2:02.641 | 36.680 | 97 | 30.675 | 278 | 55.286 | | 16 | 2:04.428 | 36.374 | 99 | 30.511 | 273 | 57.543 | |
| 4 | 2:04.048 | 37.094 | 100 | 30.629 | 278 | 56.325 | | 17 | 2:07.802 | 43.035 | 95 | 30.386 | ***279*** | 54.381 | |
| 5 | 2:03.304 | 36.793 | 93 | 30.456 | 278 | 56.055 | | 18 | 12:49.999 | 36.240 | 101 | 30.694 | 277 | 11:43.065 | |
| 6 | 2:01.225 | 36.368 | 99 | 30.498 | 277 | 54.359 | | 19 | 2:57.823 | 1:27.619 | 90 | 32.145 | 269 | 58.059 | |
| 7 | ***2:00.537*** | 36.261 | 96 | 30.365 | 277 | ***53.911*** | | 20 | 12:49.137 | 37.136 | 99 | 30.985 | 275 | 11:41.016 | |
| 8 | 3:52.517 | 36.931 | 94 | 31.724 | 277 | 2:43.862 | | 21 | 2:43.598 | 1:15.326 | 100 | 30.914 | 255 | 57.358 | |
| 9 | 2:28.580 | 1:02.526 | 89 | 31.265 | 273 | 54.789 | | 22 | 2:03.479 | 37.275 | 98 | 30.611 | 277 | 55.593 | |
| 10 | 2:01.052 | 36.236 | 97 | 30.424 | 274 | 54.392 | | 23 | 2:02.893 | 36.933 | 99 | 30.646 | 278 | 55.314 | |
| 11 | 2:04.471 | 36.837 | 99 | 30.615 | 276 | 57.019 | | 24 | 2:10.112 | 37.280 | 100 | 32.137 | 267 | 1:00.695 | |
| 12 | 2:03.219 | ***35.897*** | 99 | ***30.311*** | 276 | 57.011 | | 25 | | 40.820 | 98 | 32.031 | 272 | | |
| 13 | 7:28.599 | 40.750 | 90 | 34.868 | 243 | 6:12.981 | | | | | | | | | |

### 56 Häring, DEU/ Konstantinou, GRC/ Schmickler, DEU , — theoretical besttime: 2:00.436

| Lap | Time | SE1 | SP1 | SE2 | SP2 | SE3 | SP3 | Lap | Time | SE1 | SP1 | SE2 | SP2 | SE3 | SP3 |
|---|---|---|---|---|---|---|---|---|---|---|---|---|---|---|---|
| 1 | 2:55.342 | 1:21.810 | 100 | 32.012 | 269 | 1:01.520 | | 15 | 2:02.771 | 36.956 | 102 | 30.518 | 281 | 55.297 | |
| 2 | 2:05.339 | 37.842 | 102 | 31.251 | 281 | 56.246 | | 16 | 2:03.371 | 37.100 | 103 | 30.638 | 282 | 55.633 | |
| 3 | 2:05.619 | 37.773 | 103 | 31.222 | 284 | 56.624 | | 17 | 16:12.414 | 37.451 | 98 | 30.728 | 280 | 15:04.235 | |
| 4 | 2:06.414 | 37.970 | 101 | 31.109 | 284 | 57.335 | | 18 | 3:13.455 | 1:44.790 | 100 | 31.126 | 279 | 57.539 | |
| 5 | 2:05.461 | 37.943 | 102 | 31.240 | 283 | 56.278 | | 19 | 2:03.003 | 37.214 | 98 | 30.367 | ***286*** | 55.422 | |
| 6 | 2:05.819 | 37.765 | 102 | 31.615 | 279 | 56.439 | | 20 | 12:15.327 | 45.369 | 78 | 56.921 | 169 | 10:33.037 | |
| 7 | 5:26.307 | 37.938 | 103 | 31.083 | 280 | 4:17.286 | | 21 | 2:42.189 | 1:15.642 | 96 | 31.045 | 282 | 55.502 | |
| 8 | 2:34.300 | 1:02.518 | 91 | 32.314 | 281 | 59.468 | | 22 | 2:03.741 | 38.170 | 95 | 30.430 | 286 | 55.141 | |
| 9 | 2:08.992 | 38.240 | 98 | 31.792 | 278 | 58.960 | | 23 | 2:01.401 | 36.634 | ***104*** | 30.035 | 286 | 54.732 | |
| 10 | 4:17.211 | 39.410 | 88 | 32.250 | 279 | 3:05.551 | | 24 | 2:01.066 | 36.687 | 101 | 30.038 | 285 | 54.341 | |
| 11 | 2:27.310 | 59.073 | 102 | 31.648 | 278 | 56.589 | | 25 | 2:01.153 | 36.557 | 101 | ***29.965*** | 286 | 54.631 | |
| 12 | 2:05.951 | 38.062 | 101 | 31.129 | 284 | 56.760 | | 26 | 2:02.619 | 36.579 | 104 | 30.057 | 285 | 55.983 | |

# Blancpain Endurance Series

## Lap analysis Pre-Qualifying Session

Provisional

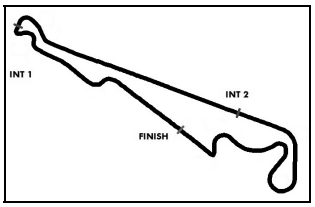


Circuit Paul Ricard Short, Length: 5791 m
Air temperature: 28.0°C
Track temperature: 29.9°C
Weather condition: Dry

Friday 19.6.2015 16:15

# Lap analysis: Pre-Qualifying Session

| Lap | Time | SE1 | SP1 | SE2 | SP2 | SE3 | SP3 | Lap | Time | SE1 | SP1 | SE2 | SP2 | SE3 | SP3 |
|---|---|---|---|---|---|---|---|---|---|---|---|---|---|---|---|
| 13 | 2:02.819 | 37.160 | 100 | 30.668 | 282 | 54.991 | | 27 | ***2:00.765*** | 36.578 | 100 | 30.114 | 285 | ***54.073*** | |
| 14 | 2:04.397 | 38.465 | 103 | 30.536 | 281 | 55.396 | | 28 | | ***36.398*** | 101 | 30.709 | 273 | | |

**58** Lapierre, FRA/ Bell, GBR/ Estre, FRA , **theoretical besttime: 1:58.953**

| | | | | | | | | | | | | | |
|---|---|---|---|---|---|---|---|---|---|---|---|---|---|
| 1 | 2:29.400 | 1:04.325 | 100 | 30.707 | 274 | 54.368 | 16 | 2:14.650 | 36.951 | 94 | 31.027 | 273 | 1:06.672 |
| 2 | 2:03.862 | 36.757 | 100 | 30.923 | 278 | 56.182 | 17 | 6:27.691 | 4:37.260 | 101 | 30.734 | 271 | 1:19.697 |
| 3 | 2:01.941 | 37.101 | 100 | 30.585 | 277 | 54.255 | 18 | 11:19.207 | 9:50.373 | 103 | 30.720 | 276 | 58.114 |
| 4 | 2:01.092 | 36.355 | 100 | 30.526 | 276 | 54.211 | 19 | ***1:58.953*** | ***35.800*** | ***105*** | ***30.376*** | 274 | ***52.777*** |
| 5 | 2:13.143 | 37.804 | 98 | 30.608 | ***281*** | 1:04.731 | 20 | 2:46.192 | 36.952 | 95 | 31.647 | 234 | 1:37.593 |
| 6 | 6:25.251 | 4:57.733 | 99 | 31.738 | 271 | 55.780 | 21 | 12:26.230 | 10:54.650 | 100 | 31.178 | 273 | 1:00.402 |
| 7 | 2:03.293 | 37.581 | 97 | 31.054 | 275 | 54.658 | 22 | 2:01.115 | 36.606 | 101 | 30.613 | 276 | 53.896 |
| 8 | 2:03.022 | 37.067 | 100 | 30.949 | 275 | 55.006 | 23 | 2:03.828 | 36.381 | 99 | 30.437 | 276 | 57.010 |
| 9 | 2:02.333 | 37.054 | 99 | 30.860 | 271 | 54.419 | 24 | 2:02.229 | 37.204 | 100 | 30.552 | 275 | 54.473 |
| 10 | 2:02.527 | 36.881 | 98 | 30.979 | 272 | 54.667 | 25 | 2:02.413 | 36.296 | 101 | 30.665 | 275 | 55.452 |
| 11 | 2:16.013 | 37.255 | 97 | 31.616 | 271 | 1:07.142 | 26 | 2:03.297 | 36.589 | 101 | 30.594 | 277 | 56.114 |
| 12 | 5:13.243 | 3:42.086 | 101 | 31.305 | 273 | 59.852 | 27 | 2:00.961 | 36.571 | 101 | 30.599 | 275 | 53.791 |
| 13 | 2:11.610 | 45.076 | 83 | 31.234 | 271 | 55.300 | 28 | 2:07.716 | 37.804 | 99 | 31.653 | ***281*** | 58.259 |
| 14 | 2:03.417 | 36.960 | 98 | 31.175 | 271 | 55.282 | 29 | 2:27.904 | 36.312 | 101 | 30.572 | 273 | 1:21.020 |
| 15 | 2:02.964 | 36.777 | 98 | 31.222 | 272 | 54.965 | | | | | | | |

**59** Senna, BRA/ Quaife Hobbs, GBR/ Parente, PRT , **theoretical besttime: 1:59.038**

| | | | | | | | | | | | | | |
|---|---|---|---|---|---|---|---|---|---|---|---|---|---|
| 1 | 31:21.160 | 29:54.714 | 98 | 31.380 | 272 | 55.066 | 9 | 14:41.502 | 13:12.052 | 97 | 30.652 | 273 | 58.798 |
| 2 | 2:01.405 | 36.754 | 95 | 30.488 | 273 | 54.163 | 10 | 1:59.560 | 35.765 | 103 | ***30.096*** | 276 | 53.699 |
| 3 | 2:00.767 | 36.354 | 99 | 30.662 | 271 | 53.751 | 11 | ***1:59.548*** | ***35.485*** | ***103*** | 30.606 | 272 | ***53.457*** |
| 4 | 2:02.529 | 36.099 | 97 | 30.608 | 273 | 55.822 | 12 | 2:12.585 | 38.771 | 98 | 30.195 | 274 | 1:03.619 |
| 5 | 2:11.638 | 36.248 | 99 | 30.693 | 272 | 1:04.697 | 13 | 3:31.649 | 2:06.023 | 100 | 30.623 | 276 | 55.003 |
| 6 | 19:29.900 | 18:04.676 | 96 | 30.744 | 272 | 54.480 | 14 | 2:03.004 | 36.910 | 92 | 30.585 | 273 | 55.509 |
| 7 | 2:03.683 | 37.188 | 102 | 30.341 | ***278*** | 56.154 | 15 | 2:27.681 | 35.550 | 99 | 30.137 | 277 | 1:21.994 |
| 8 | 2:38.246 | 36.346 | 96 | 32.817 | 220 | 1:29.083 | | | | | | | |

**63** Venturini, ITA/ Zaugg, CHE/ Bortolotti, AUT , **theoretical besttime: 1:57.708**

| | | | | | | | | | | | | | |
|---|---|---|---|---|---|---|---|---|---|---|---|---|---|
| 1 | 2:48.504 | 1:18.200 | 98 | 30.798 | 273 | 59.506 | 15 | 5:14.621 | 3:45.479 | 101 | 31.060 | 278 | 58.082 |
| 2 | 2:00.568 | 36.390 | 100 | 30.209 | 283 | 53.969 | 16 | 1:58.841 | 35.953 | 103 | 29.959 | 283 | 52.929 |
| 3 | 2:01.111 | 37.025 | 102 | 30.108 | 287 | 53.978 | 17 | 2:25.335 | 35.683 | 105 | 29.903 | 281 | 1:19.749 |
| 4 | 1:59.933 | 36.479 | 101 | 30.112 | 286 | 53.342 | 18 | 12:14.953 | 10:45.415 | ***107*** | 30.176 | 284 | 59.362 |
| 5 | 2:11.735 | 36.112 | 99 | 30.105 | 286 | 1:05.518 | 19 | ***1:57.708*** | ***35.600*** | 106 | ***29.694*** | 286 | ***52.414*** |
| 6 | 6:49.286 | 5:24.667 | 102 | 30.580 | 279 | 54.039 | 20 | 2:53.456 | 36.124 | 105 | 43.470 | 153 | 1:33.862 |
| 7 | 2:40.788 | 36.664 | 101 | 43.478 | 150 | 1:20.646 | 21 | 11:53.662 | 10:24.596 | 103 | 30.813 | 281 | 58.253 |
| 8 | 4:57.678 | 3:32.492 | 104 | 30.915 | 279 | 54.271 | 22 | 1:59.117 | 35.919 | 102 | 29.961 | 285 | 53.237 |
| 9 | 2:00.568 | 36.177 | 101 | 30.155 | 283 | 54.236 | 23 | 2:03.462 | 36.040 | 103 | 29.742 | 283 | 57.680 |
| 10 | 2:00.010 | 36.330 | 103 | 30.209 | 283 | 53.471 | 24 | 2:12.463 | 35.814 | 105 | 30.884 | 286 | 1:05.765 |
| 11 | 2:03.853 | 37.001 | 102 | 31.358 | 281 | 55.494 | 25 | 3:45.760 | 2:20.533 | 101 | 30.133 | 287 | 55.094 |
| 12 | 2:06.624 | 36.516 | 105 | 30.221 | 284 | 59.887 | 26 | 1:59.039 | 36.077 | 102 | 29.835 | 286 | 53.127 |
| 13 | 2:00.430 | 36.334 | 102 | 30.240 | 283 | 53.856 | 27 | 2:02.541 | 35.904 | 104 | 29.818 | ***289*** | 56.819 |
| 14 | 2:12.407 | 36.739 | 103 | 30.304 | 282 | 1:05.364 | 28 | 2:19.317 | 36.029 | 101 | 29.843 | 286 | 1:13.445 |

**66** Parrow, DEU/ Schwager, DEU/ Kaffer, DEU , **theoretical besttime: 1:58.762**

| | | | | | | | | | | | | | |
|---|---|---|---|---|---|---|---|---|---|---|---|---|---|
| 1 | 4:11.001 | | | | | | 15 | 1:59.742 | 36.383 | ***106*** | 30.060 | 278 | ***53.299*** |
| 2 | 2:29.576 | 1:01.671 | 100 | 31.664 | 278 | 56.241 | 16 | 1:59.718 | 36.214 | 104 | 29.910 | 278 | 53.594 |
| 3 | 2:05.258 | 37.676 | 97 | 31.023 | 278 | 56.559 | 17 | 18:29.503 | 38.585 | 98 | 30.855 | 267 | 17:20.063 |
| 4 | 2:04.354 | 37.295 | 96 | 30.906 | 278 | 56.153 | 18 | 2:23.427 | 57.242 | 102 | 30.487 | ***280*** | 55.698 |
| 5 | 2:03.622 | 37.440 | 99 | 30.440 | 278 | 55.742 | 19 | 16:25.676 | 36.100 | 105 | 29.968 | 278 | 15:19.608 |
| 6 | 2:03.158 | 37.414 | 95 | 30.426 | 278 | 55.318 | 20 | 2:23.997 | 56.595 | 102 | 31.726 | 249 | 55.676 |
| 7 | 2:04.169 | 37.899 | 97 | 30.645 | 278 | 55.625 | 21 | 2:00.103 | 36.214 | 103 | 29.959 | 278 | 53.930 |
| 8 | 3:35.672 | 37.237 | 99 | 30.636 | 278 | 2:27.799 | 22 | 1:59.407 | 35.891 | 104 | 29.777 | ***280*** | 53.739 |
| 9 | 2:25.390 | 58.643 | 101 | 31.053 | 278 | 55.694 | 23 | 2:01.303 | 35.777 | 102 | ***29.741*** | 278 | 55.785 |
| 10 | 2:02.445 | 36.956 | 100 | 30.664 | 278 | 54.825 | 24 | 1:59.401 | ***35.722*** | 102 | 29.866 | 279 | 53.813 |
| 11 | 2:02.504 | 36.858 | 100 | 30.288 | 278 | 55.358 | 25 | 2:00.928 | 35.994 | 105 | 29.951 | 278 | 54.983 |

# Blancpain Endurance Series

## Lap analysis Pre-Qualifying Session

Provisional

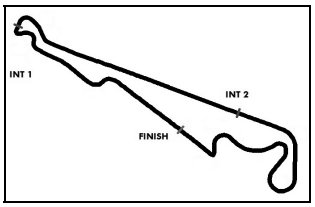


Circuit Paul Ricard Short, Length: 5791 m
Air temperature: 28.0°C
Track temperature: 29.9°C
Weather condition: Dry

Friday 19.6.2015 16:15

# Lap analysis: Pre-Qualifying Session

| Lap | Time | SE1 | SP1 | SE2 | SP2 | SE3 | SP3 | Lap | Time | SE1 | SP1 | SE2 | SP2 | SE3 | SP3 |
|---|---|---|---|---|---|---|---|---|---|---|---|---|---|---|---|
| 12 | 2:02.169 | 37.264 | 98 | 30.239 | 278 | 54.666 | | 26 | ***1:59.336*** | 35.785 | 102 | 29.885 | 278 | 53.666 | |
| 13 | 4:33.805 | 37.111 | 104 | 30.278 | 279 | 3:26.416 | | 27 | | 40.640 | 88 | 37.447 | 227 | | |
| 14 | 2:23.414 | 57.516 | 102 | 30.582 | 279 | 55.316 | | | | | | | | | |

**70** Karachev, RUS/ Vasilyev, RUS/ Asmer, EST , **theoretical besttime: 1:59.501**

| | | | | | | | | | | | | | |
|---|---|---|---|---|---|---|---|---|---|---|---|---|---|
| 1 | 2:56.996 | 1:23.904 | 98 | 31.363 | 281 | 1:01.729 | 14 | 2:09.133 | 38.151 | 90 | 33.457 | 276 | 57.525 |
| 2 | 4:17.811 | 37.937 | 98 | 30.582 | 285 | 3:09.292 | 15 | 2:01.612 | 36.399 | 99 | 30.399 | 282 | 54.814 |
| 3 | 2:22.209 | 56.381 | 99 | 30.707 | 282 | 55.121 | 16 | 17:45.751 | 36.334 | 99 | 30.410 | 281 | 16:39.007 |
| 4 | 4:12.827 | 37.620 | 97 | 31.842 | 260 | 3:03.365 | 17 | 3:04.932 | 1:37.893 | 98 | 30.854 | 276 | 56.185 |
| 5 | 2:21.265 | 56.817 | 99 | 30.355 | 279 | 54.093 | 18 | 14:15.134 | 36.985 | 95 | 30.212 | ***286*** | 13:07.937 |
| 6 | ***1:59.865*** | 36.145 | ***103*** | 30.277 | ***286*** | ***53.443*** | 19 | 2:32.822 | 1:07.726 | 97 | 30.276 | 285 | 54.820 |
| 7 | 1:59.868 | 36.227 | 101 | ***30.066*** | 284 | 53.575 | 20 | 2:01.099 | 36.668 | 93 | 30.273 | 284 | 54.158 |
| 8 | 2:02.015 | ***35.992*** | 99 | 30.205 | 283 | 55.818 | 21 | 2:00.885 | 36.513 | 97 | 30.073 | 284 | 54.299 |
| 9 | 4:19.558 | 40.051 | 98 | 32.767 | 271 | 3:06.740 | 22 | 2:01.072 | 36.522 | 98 | 30.119 | 284 | 54.431 |
| 10 | 2:31.579 | 1:05.464 | 99 | 30.854 | 278 | 55.261 | 23 | 2:42.923 | 36.672 | 99 | 30.349 | 282 | 1:35.902 |
| 11 | 2:01.989 | 36.457 | 95 | 30.372 | 281 | 55.160 | 24 | 2:25.222 | 59.623 | 94 | 31.075 | 281 | 54.524 |
| 12 | 2:02.044 | 36.760 | 97 | 30.300 | 281 | 54.984 | 25 | 2:02.212 | 36.744 | 96 | 30.872 | 281 | 54.596 |
| 13 | 2:01.870 | 36.928 | 97 | 30.248 | 283 | 54.694 | 26 | | 36.543 | 97 | 30.622 | 281 | |

**73** Walkinshaw, GBR/ Plowman, GBR/ Dolby, GBR , **theoretical besttime: 1:57.524**

| | | | | | | | | | | | | | |
|---|---|---|---|---|---|---|---|---|---|---|---|---|---|
| 1 | 3:44.528 | 2:14.914 | 91 | 30.660 | 255 | 58.954 | 15 | 7:45.974 | 6:20.820 | 91 | 30.370 | 281 | 54.784 |
| 2 | 2:00.293 | 36.364 | 94 | 30.310 | 285 | 53.619 | 16 | 2:00.605 | 36.317 | 93 | 30.208 | 283 | 54.080 |
| 3 | 1:59.768 | 36.372 | 95 | 29.835 | 288 | 53.561 | 17 | 2:27.459 | 37.104 | 91 | 32.036 | 229 | 1:18.319 |
| 4 | 1:59.667 | 36.346 | 92 | 29.725 | 285 | 53.596 | 18 | 11:33.837 | 10:06.443 | 87 | 31.260 | 277 | 56.134 |
| 5 | 2:00.847 | 36.330 | 92 | 29.709 | 289 | 54.808 | 19 | 1:59.418 | 35.766 | ***97*** | 29.640 | 286 | 54.012 |
| 6 | 1:59.959 | 36.424 | 91 | 29.825 | 286 | 53.710 | 20 | 2:51.725 | 36.303 | 90 | 45.748 | 159 | 1:29.674 |
| 7 | 2:13.235 | 36.970 | 92 | 30.001 | 284 | 1:06.264 | 21 | 12:09.434 | 10:42.853 | 96 | 30.701 | 276 | 55.880 |
| 8 | 7:34.834 | 6:08.952 | 87 | 30.776 | 280 | 55.106 | 22 | ***1:58.017*** | 35.862 | 97 | ***29.579*** | 286 | ***52.576*** |
| 9 | 2:03.210 | 36.422 | 92 | 29.944 | 284 | 56.844 | 23 | 2:16.190 | 37.120 | 91 | 30.086 | 280 | 1:08.984 |
| 10 | 2:00.401 | 36.309 | 89 | 29.884 | 285 | 54.208 | 24 | 3:50.375 | 2:25.530 | 85 | 30.541 | 283 | 54.304 |
| 11 | 2:01.557 | 37.137 | 82 | 30.254 | 280 | 54.166 | 25 | 1:58.991 | 35.941 | 93 | 29.702 | 284 | 53.348 |
| 12 | 2:00.468 | 36.419 | 89 | 30.039 | 278 | 54.010 | 26 | 1:58.148 | ***35.369*** | 91 | 29.750 | 286 | 53.029 |
| 13 | 2:03.148 | 37.194 | 91 | 30.226 | 286 | 55.728 | 27 | 2:01.780 | 35.504 | 88 | 30.234 | ***291*** | 56.042 |
| 14 | 2:12.234 | 36.541 | 88 | 30.114 | 282 | 1:05.579 | 28 | 2:24.604 | 36.650 | 90 | 30.524 | 285 | 1:17.430 |

**75** Salaquarda, CZE/ Bonanomi, ITA/ Vervisch, BEL , **theoretical besttime: 1:58.481**

| | | | | | | | | | | | | | |
|---|---|---|---|---|---|---|---|---|---|---|---|---|---|
| 1 | 4:27.877 | 3:00.394 | 91 | 30.766 | 278 | 56.717 | 10 | 2:22.007 | 57.116 | 101 | 30.555 | 277 | 54.336 |
| 2 | 2:02.243 | 36.457 | 100 | 31.472 | 276 | 54.314 | 11 | 2:51.965 | 36.644 | 100 | 30.237 | 279 | 1:45.084 |
| 3 | 2:00.885 | 36.462 | 100 | 30.944 | 278 | 53.479 | 12 | 2:19.307 | 55.944 | 100 | 30.534 | 276 | 52.829 |
| 4 | 2:00.120 | 36.569 | 100 | 30.394 | ***281*** | 53.157 | 13 | 2:01.051 | 36.057 | ***103*** | ***30.036*** | 280 | 54.958 |
| 5 | 25:56.630 | 36.570 | 101 | 2:21.501 | 22 | 22:58.559 | 14 | 1:59.490 | 36.682 | 94 | 30.164 | 280 | 52.644 |
| 6 | 2:34.531 | 1:03.300 | 87 | 32.591 | 262 | 58.640 | 15 | ***1:58.690*** | 36.091 | 101 | 30.163 | 279 | ***52.436*** |
| 7 | 18:41.463 | 38.060 | 91 | 32.177 | 262 | 17:31.226 | 16 | 2:00.395 | ***36.009*** | 101 | 30.345 | ***281*** | 54.041 |
| 8 | 3:02.881 | 1:34.088 | 94 | 31.241 | 273 | 57.552 | 17 | | 35.768 | 103 | 30.132 | 278 | |
| 9 | 14:52.191 | 37.132 | 98 | 30.582 | 276 | 13:44.477 | | | | | | | |

**77** Abreu, BRA/ Fraga, BRA/ Jimenez, BRA , **theoretical besttime: 1:57.743**

| | | | | | | | | | | | | | |
|---|---|---|---|---|---|---|---|---|---|---|---|---|---|
| 1 | 6:37.196 | 1:19.001 | 76 | 33.970 | 259 | 4:44.225 | 15 | 2:22.058 | 56.932 | 99 | 30.700 | 271 | 54.426 |
| 2 | 2:27.786 | 1:00.513 | 101 | 31.350 | 271 | 55.923 | 16 | ***1:57.953*** | 35.568 | 100 | 30.130 | ***274*** | ***52.255*** |
| 3 | 2:03.304 | 38.375 | 100 | 30.896 | 272 | 54.033 | 17 | 12:31.737 | ***35.421*** | 102 | 30.276 | 271 | 11:26.040 |
| 4 | 1:59.811 | 35.896 | 101 | 30.419 | 271 | 53.496 | 18 | 3:16.427 | 1:42.313 | 98 | 31.187 | 270 | 1:02.927 |
| 5 | 1:59.799 | 36.011 | 100 | 30.372 | 271 | 53.416 | 19 | 15:12.637 | 36.520 | 97 | 30.410 | 273 | 14:05.707 |
| 6 | 3:18.589 | 36.532 | 96 | 30.271 | 271 | 2:11.786 | 20 | 2:27.761 | 59.845 | 98 | 31.983 | 263 | 55.933 |
| 7 | 2:25.396 | 57.829 | 100 | 31.480 | 273 | 56.087 | 21 | 1:58.823 | 35.858 | ***104*** | 30.251 | 272 | 52.714 |
| 8 | 1:59.720 | 36.052 | 100 | 30.420 | 270 | 53.248 | 22 | 1:58.302 | 35.433 | 103 | 30.104 | 272 | 52.765 |
| 9 | 3:03.906 | 35.956 | 99 | 30.301 | 272 | 1:57.649 | 23 | 3:41.694 | 35.525 | 99 | ***30.067*** | 273 | 2:36.102 |
| 10 | 2:24.332 | 58.404 | 96 | 30.795 | 273 | 55.133 | 24 | 2:19.439 | 55.595 | 101 | 30.350 | 272 | 53.494 |
| 11 | 1:59.617 | 35.853 | 100 | 30.537 | 273 | 53.227 | 25 | 1:59.089 | 35.783 | 101 | 30.334 | 272 | 52.972 |
| 12 | 3:17.194 | 36.912 | 99 | 30.669 | 273 | 2:09.613 | 26 | 1:59.029 | 35.854 | 103 | 30.177 | 271 | 52.998 |

# Blancpain Endurance Series

## Lap analysis Pre-Qualifying Session

Provisional

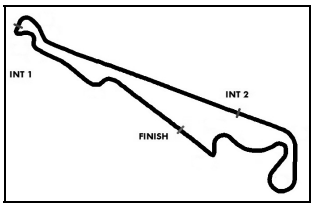


Circuit Paul Ricard Short, Length: 5791 m
Air temperature: 28.0°C
Track temperature: 29.9°C
Weather condition: Dry

Friday 19.6.2015 16:15

# Lap analysis: Pre-Qualifying Session

| Lap | Time | SE1 | SP1 | SE2 | SP2 | SE3 | SP3 | Lap | Time | SE1 | SP1 | SE2 | SP2 | SE3 | SP3 |
|---|---|---|---|---|---|---|---|---|---|---|---|---|---|---|---|
| 13 | 2:26.427 | 59.692 | 95 | 31.089 | 272 | 55.646 | | 27 | | 36.270 | 98 | 30.370 | 271 | | |
| 14 | 4:04.076 | 35.763 | 100 | 30.378 | 273 | 2:57.935 | | | | | | | | | |

**78** Sardarov, RUS/ Matchitski, RUS , , **theoretical besttime: 1:59.599**

| Lap | Time | SE1 | SP1 | SE2 | SP2 | SE3 | SP3 | Lap | Time | SE1 | SP1 | SE2 | SP2 | SE3 | SP3 |
|---|---|---|---|---|---|---|---|---|---|---|---|---|---|---|---|
| 1 | 3:35.014 | | | | | | | 15 | 2:02.573 | 37.573 | 97 | 30.431 | 272 | 54.569 | |
| 2 | 2:23.843 | 57.610 | 98 | 30.580 | 272 | 55.653 | | 16 | 3:39.923 | 36.581 | 100 | 30.556 | 273 | 2:32.786 | |
| 3 | 2:02.752 | 37.052 | 101 | 30.456 | 273 | 55.244 | | 17 | 2:28.234 | 59.914 | 92 | 32.209 | 249 | 56.111 | |
| 4 | 2:02.904 | 36.915 | 102 | 30.629 | 272 | 55.360 | | 18 | 2:00.636 | 36.303 | 102 | 30.500 | 272 | 53.833 | |
| 5 | 2:02.422 | 37.525 | 98 | 30.566 | 272 | 54.331 | | 19 | 2:00.343 | 36.457 | 95 | 30.352 | 273 | 53.534 | |
| 6 | 2:01.961 | 36.984 | 101 | 30.242 | 272 | 54.735 | | 20 | 13:26.039 | 36.373 | 101 | 30.482 | 273 | 12:19.184 | |
| 7 | 2:03.354 | 36.751 | 99 | 31.465 | 272 | 55.138 | | 21 | 2:27.352 | 59.564 | 93 | 32.626 | 271 | 55.162 | |
| 8 | 2:02.251 | 37.084 | 98 | 30.572 | 272 | 54.595 | | 22 | 14:39.327 | 36.444 | 100 | 34.058 | 208 | 13:28.825 | |
| 9 | 2:01.920 | 36.878 | 97 | 30.479 | 273 | 54.563 | | 23 | 2:34.533 | 1:00.329 | 95 | 32.550 | 269 | 1:01.654 | |
| 10 | 4:15.797 | 36.785 | 99 | 30.333 | 273 | 3:08.679 | | 24 | 2:00.268 | 36.548 | 100 | 30.242 | 272 | ***53.478*** | |
| 11 | 2:23.751 | 56.989 | 101 | 31.241 | 273 | 55.521 | | 25 | 2:00.718 | ***36.122*** | 102 | 30.254 | 273 | 54.342 | |
| 12 | 2:02.653 | 37.167 | 99 | 30.637 | 273 | 54.849 | | 26 | ***2:00.137*** | 36.160 | 103 | 30.143 | ***273*** | 53.834 | |
| 13 | 2:01.480 | 36.762 | 95 | 30.396 | 273 | 54.322 | | 27 | | 36.299 | ***104*** | ***29.999*** | ***273*** | | |
| 14 | 2:03.238 | 37.186 | 101 | 30.701 | 273 | 55.351 | | | | | | | | | |

**79** Modell, GBR/ McCaig, GBR/ Bryant, GBR , **theoretical besttime: 1:59.052**

| Lap | Time | SE1 | SP1 | SE2 | SP2 | SE3 | SP3 | Lap | Time | SE1 | SP1 | SE2 | SP2 | SE3 | SP3 |
|---|---|---|---|---|---|---|---|---|---|---|---|---|---|---|---|
| 1 | 9:30.492 | | | | | | | 12 | 3:27.535 | 36.300 | 97 | 30.325 | 272 | 2:20.910 | |
| 2 | 2:23.983 | 57.984 | 98 | 30.820 | 272 | 55.179 | | 13 | 2:21.691 | 56.839 | 97 | 30.521 | 272 | 54.331 | |
| 3 | 2:02.008 | 36.879 | 99 | 30.629 | 271 | 54.500 | | 14 | 1:59.940 | 36.456 | 99 | 30.181 | 272 | 53.303 | |
| 4 | 2:51.385 | 36.852 | 99 | 31.490 | 271 | 1:43.043 | | 15 | 2:00.149 | 36.657 | 89 | 30.233 | 271 | 53.259 | |
| 5 | 2:29.023 | 59.394 | 92 | 32.381 | 271 | 57.248 | | 16 | 13:18.698 | 36.204 | 100 | 30.175 | 272 | 12:12.319 | |
| 6 | 2:18.356 | 36.719 | 95 | 34.044 | 221 | 1:07.593 | | 17 | 3:10.336 | 1:41.794 | 98 | 31.152 | 271 | 57.390 | |
| 7 | 2:00.514 | 36.195 | ***100*** | 30.047 | 272 | 54.272 | | 18 | 2:04.187 | 36.884 | 97 | 30.363 | 271 | 56.940 | |
| 8 | 3:43.973 | 36.273 | 96 | 30.343 | 271 | 2:37.357 | | 19 | 13:34.382 | 47.773 | 90 | 53.272 | 177 | 11:53.337 | |
| 9 | 2:31.498 | 59.783 | 95 | 34.719 | 247 | 56.996 | | 20 | 2:32.002 | 59.093 | 92 | 31.567 | 265 | 1:01.342 | |
| 10 | 2:00.628 | 36.661 | 96 | 30.366 | 272 | 53.601 | | 21 | ***1:59.052*** | ***36.155*** | 99 | ***30.023*** | 271 | ***52.874*** | |
| 11 | 2:00.773 | 36.369 | 100 | 30.272 | ***273*** | 54.132 | | 22 | | 37.357 | 92 | 32.316 | 271 | | |

**84** Primat, CHE/ Parisy, FRA/ Abril, FRA , **theoretical besttime: 1:57.848**

| Lap | Time | SE1 | SP1 | SE2 | SP2 | SE3 | SP3 | Lap | Time | SE1 | SP1 | SE2 | SP2 | SE3 | SP3 |
|---|---|---|---|---|---|---|---|---|---|---|---|---|---|---|---|
| 1 | 2:10.630 | 44.756 | 97 | 31.280 | 276 | 54.594 | | 13 | 2:00.431 | 36.643 | 97 | 30.304 | 278 | 53.484 | |
| 2 | 2:03.725 | 37.501 | 93 | 30.598 | 277 | 55.626 | | 14 | 1:59.887 | 35.887 | 99 | 30.267 | 274 | 53.733 | |
| 3 | 2:02.289 | 37.016 | 97 | 30.705 | 271 | 54.568 | | 15 | 2:03.696 | 36.602 | 97 | 30.463 | 275 | 56.631 | |
| 4 | 2:00.608 | 36.193 | 95 | 30.276 | 272 | 54.139 | | 16 | 2:13.854 | 37.354 | 94 | 31.077 | 274 | 1:05.423 | |
| 5 | 2:00.203 | 36.482 | 93 | 30.272 | 278 | 53.449 | | 17 | 11:37.894 | 9:51.664 | 88 | 33.199 | 254 | 1:13.031 | |
| 6 | 2:00.173 | 36.154 | 93 | 30.042 | 271 | 53.977 | | 18 | 12:19.192 | 10:48.264 | 89 | 33.065 | 269 | 57.863 | |
| 7 | 2:01.908 | 36.730 | 95 | 30.166 | ***278*** | 55.012 | | 19 | ***1:57.936*** | 35.585 | 100 | ***29.769*** | 276 | ***52.582*** | |
| 8 | 2:00.264 | 36.339 | 95 | 30.251 | 275 | 53.674 | | 20 | 2:45.490 | 35.604 | 98 | 35.130 | 207 | 1:34.756 | |
| 9 | 2:00.125 | 36.109 | 94 | 30.276 | ***278*** | 53.740 | | 21 | 12:08.120 | 10:39.592 | 93 | 31.303 | 276 | 57.225 | |
| 10 | 2:43.231 | 36.994 | 95 | 58.323 | 274 | 1:07.914 | | 22 | 2:01.066 | 36.296 | 99 | 30.657 | 277 | 54.113 | |
| 11 | 4:00.661 | 2:30.869 | 99 | 33.211 | 256 | 56.581 | | 23 | 1:58.966 | ***35.497*** | ***101*** | 30.069 | 276 | 53.400 | |
| 12 | 2:02.951 | 36.188 | 98 | 30.171 | 278 | 56.592 | | 24 | 2:30.903 | 35.585 | 100 | 30.039 | 258 | 1:25.279 | |

**98** Jäger, AUT/ Sylvest, DNK/ Dontje, NLD , **theoretical besttime: 1:58.268**

| Lap | Time | SE1 | SP1 | SE2 | SP2 | SE3 | SP3 | Lap | Time | SE1 | SP1 | SE2 | SP2 | SE3 | SP3 |
|---|---|---|---|---|---|---|---|---|---|---|---|---|---|---|---|
| 1 | 2:19.926 | 54.441 | 97 | 31.107 | 278 | 54.378 | | 16 | 2:02.850 | 37.608 | 102 | 30.364 | 286 | 54.878 | |
| 2 | 2:01.774 | 37.314 | 101 | 30.270 | 285 | 54.190 | | 17 | 1:59.208 | 35.934 | 103 | 30.020 | 282 | 53.254 | |
| 3 | 2:01.341 | 36.615 | 100 | 30.465 | 286 | 54.261 | | 18 | 2:51.628 | 39.656 | 99 | 34.826 | 190 | 1:37.146 | |
| 4 | 2:28.075 | 38.920 | 78 | 37.453 | 281 | 1:11.702 | | 19 | 10:21.262 | 8:56.671 | 99 | 30.303 | 280 | 54.288 | |
| 5 | 4:43.954 | 3:18.659 | 99 | 30.591 | 282 | 54.704 | | 20 | 1:58.887 | 36.235 | ***105*** | 29.868 | 283 | ***52.784*** | |
| 6 | 2:01.696 | 36.641 | 100 | 30.458 | 283 | 54.597 | | 21 | 2:51.048 | 35.996 | 103 | 49.750 | 151 | 1:25.302 | |
| 7 | 2:02.362 | 37.281 | 101 | 30.608 | 285 | 54.473 | | 22 | 11:55.049 | 10:26.205 | 102 | 30.157 | 285 | 58.687 | |
| 8 | 2:01.532 | 36.838 | 99 | 30.243 | 286 | 54.451 | | 23 | 1:59.816 | 35.991 | 98 | 30.111 | 283 | 53.714 | |
| 9 | 2:02.484 | 36.602 | 100 | 30.470 | 283 | 55.412 | | 24 | 1:59.792 | 35.826 | 98 | 30.044 | ***289*** | 53.922 | |
| 10 | 2:12.846 | 37.168 | 100 | 30.613 | 282 | 1:05.065 | | 25 | 1:59.201 | ***35.674*** | 102 | ***29.810*** | 287 | 53.717 | |
| 11 | 4:46.638 | 3:20.462 | 98 | 30.646 | 285 | 55.530 | | 26 | ***1:58.818*** | 35.697 | 100 | 29.995 | 286 | 53.126 | |

# Blancpain Endurance Series

## Lap analysis Pre-Qualifying Session

Provisional

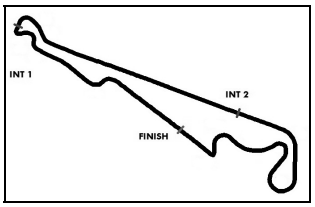


Circuit Paul Ricard Short, Length: 5791 m
Air temperature: 28.0°C
Track temperature: 29.9°C
Weather condition: Dry

Friday 19.6.2015 16:15

# Lap analysis: Pre-Qualifying Session

| Lap | Time | SE1 | SP1 | SE2 | SP2 | SE3 | SP3 | Lap | Time | SE1 | SP1 | SE2 | SP2 | SE3 | SP3 |
|---|---|---|---|---|---|---|---|---|---|---|---|---|---|---|---|
| 12 | 2:03.469 | 37.368 | 98 | 30.519 | 283 | 55.582 | | 27 | 1:59.285 | 35.989 | 99 | 29.899 | 286 | 53.397 | |
| 13 | 2:02.907 | 37.183 | 99 | 30.462 | 283 | 55.262 | | 28 | 2:00.884 | 36.936 | 99 | 29.949 | 286 | 53.999 | |
| 14 | 2:13.728 | 37.084 | 98 | 30.531 | 282 | 1:06.113 | | 29 | 1:59.544 | 36.166 | 101 | 29.905 | 286 | 53.473 | |
| 15 | 7:15.147 | 5:44.247 | 87 | 33.775 | 252 | 57.125 | | 30 | 2:27.361 | 36.752 | 97 | 30.031 | 285 | 1:20.578 | |

**99** Bastian, DEU/ Dusseldorp, NLD/ Juncadella, ESP , **theoretical besttime: 1:57.816**

| | | | | | | | | | | | | | |
|---|---|---|---|---|---|---|---|---|---|---|---|---|---|
| 1 | 2:18.001 | 51.306 | 99 | 30.721 | 281 | 55.974 | 15 | 2:00.325 | 36.322 | 101 | 30.167 | 281 | 53.836 |
| 2 | 2:02.847 | 37.762 | 100 | 30.213 | 283 | 54.872 | 16 | 2:01.787 | 37.750 | 97 | 30.358 | 281 | 53.679 |
| 3 | 2:00.052 | 36.344 | 96 | 30.159 | 284 | 53.549 | 17 | 2:13.639 | 36.173 | 102 | 30.157 | 283 | 1:07.309 |
| 4 | 1:59.773 | 35.982 | 102 | 29.935 | 285 | 53.856 | 18 | 7:42.244 | 6:07.227 | 97 | 30.941 | 278 | 1:04.076 |
| 5 | 1:59.826 | 36.131 | 100 | 30.048 | ***286*** | 53.647 | 19 | 12:41.468 | 11:14.950 | 100 | 30.720 | 278 | 55.798 |
| 6 | 2:00.016 | 36.143 | 100 | 29.856 | 285 | 54.017 | 20 | 1:58.419 | 35.951 | 105 | ***29.790*** | 284 | 52.678 |
| 7 | 2:00.150 | 36.284 | 99 | 29.949 | 285 | 53.917 | 21 | 2:47.654 | 37.346 | 98 | 32.875 | 225 | 1:37.433 |
| 8 | 2:00.579 | 36.720 | 101 | 30.013 | 283 | 53.846 | 22 | 13:22.050 | 11:55.901 | 102 | 30.241 | 282 | 55.908 |
| 9 | 2:00.502 | 36.374 | 96 | 30.407 | ***286*** | 53.721 | 23 | 2:10.923 | 35.903 | 104 | 30.005 | 283 | 1:05.015 |
| 10 | 2:01.087 | 36.155 | 98 | 30.037 | 284 | 54.895 | 24 | 3:48.871 | 2:24.895 | 103 | 29.930 | 284 | 54.046 |
| 11 | 2:02.237 | 37.237 | 99 | 30.323 | 280 | 54.677 | 25 | ***1:57.961*** | 35.533 | 105 | 29.922 | 281 | ***52.506*** |
| 12 | 1:59.857 | 36.328 | 96 | 29.993 | 283 | 53.536 | 26 | 1:58.688 | ***35.520*** | ***105*** | 29.922 | 283 | 53.246 |
| 13 | 2:10.027 | 36.204 | 99 | 30.018 | 286 | 1:03.805 | 27 | 2:00.120 | 35.672 | 104 | 29.945 | 283 | 54.503 |
| 14 | 6:01.621 | 4:36.258 | 99 | 30.930 | 281 | 54.433 | 28 | 2:12.362 | 35.798 | 103 | 29.908 | 283 | 1:06.656 |

**100** Kemenater, ITA/ Hedman, SWE/ Julian, USA , **theoretical besttime: 2:01.387**

| | | | | | | | | | | | | | |
|---|---|---|---|---|---|---|---|---|---|---|---|---|---|
| 1 | 10:36.175 | | | | | | 12 | 3:19.271 | 1:48.815 | 92 | 32.714 | 260 | 57.742 |
| 2 | 2:25.198 | 59.114 | ***103*** | 30.630 | 278 | 55.454 | 13 | 2:04.498 | 37.318 | 97 | 30.789 | 278 | 56.391 |
| 3 | 2:03.863 | 37.552 | 99 | 30.769 | 278 | 55.542 | 14 | 12:42.944 | 49.680 | 82 | 52.881 | 172 | 11:00.383 |
| 4 | 2:02.691 | 36.948 | 97 | 30.539 | 278 | 55.204 | 15 | 2:25.438 | 58.950 | 88 | 31.329 | 278 | 55.159 |
| 5 | 2:04.992 | 37.629 | 98 | ***30.314*** | 279 | 57.049 | 16 | 2:02.240 | 37.051 | 94 | 30.520 | 278 | 54.669 |
| 6 | 11:43.114 | 39.050 | 99 | 31.222 | 279 | 10:32.842 | 17 | 2:02.170 | 36.813 | 100 | 30.590 | ***280*** | 54.767 |
| 7 | 2:36.526 | 1:05.861 | 83 | 34.290 | 254 | 56.375 | 18 | 2:04.191 | 37.081 | 99 | 30.580 | ***280*** | 56.530 |
| 8 | 2:04.467 | 37.591 | 99 | 30.629 | 278 | 56.247 | 19 | ***2:01.602*** | ***36.525*** | 96 | 30.529 | 278 | ***54.548*** |
| 9 | 2:03.698 | 37.727 | 96 | 30.580 | 278 | 55.391 | 20 | 2:03.220 | 37.393 | 98 | 30.838 | 278 | 54.989 |
| 10 | 2:02.714 | 37.236 | 98 | 30.440 | 278 | 55.038 | 21 | | 36.977 | 98 | 30.724 | 278 | |
| 11 | 17:01.890 | 37.565 | 97 | 30.659 | 279 | 15:53.666 | | | | | | | |

**111** Earle, USA/ Talbot, AUS/ Zanuttini, ITA , **theoretical besttime: 2:01.252**

| | | | | | | | | | | | | | |
|---|---|---|---|---|---|---|---|---|---|---|---|---|---|
| 1 | 2:56.199 | 1:25.217 | 94 | 32.797 | 274 | 58.185 | 18 | 2:02.033 | 36.857 | 96 | 30.355 | 279 | 54.821 |
| 2 | 2:05.510 | 38.101 | 98 | 30.887 | 279 | 56.522 | 19 | 2:02.039 | 36.844 | 98 | 30.433 | 279 | 54.762 |
| 3 | 2:07.576 | 38.112 | 95 | 31.949 | ***280*** | 57.515 | 20 | ***2:01.414*** | 36.650 | 94 | ***30.185*** | ***280*** | 54.579 |
| 4 | 2:06.847 | 38.516 | 93 | 31.065 | 279 | 57.266 | 21 | 2:49.300 | 38.647 | 91 | 38.150 | 192 | 1:32.503 |
| 5 | 2:08.749 | 38.800 | 91 | 32.173 | 279 | 57.776 | 22 | 10:53.614 | 9:25.668 | 96 | 30.871 | 267 | 57.075 |
| 6 | 2:22.364 | 38.503 | 95 | 31.366 | 278 | 1:12.495 | 23 | 2:02.898 | 36.849 | 94 | 30.248 | 279 | 55.801 |
| 7 | 3:32.960 | 2:04.627 | 92 | 31.004 | 278 | 57.329 | 24 | 2:54.762 | 38.778 | 90 | 42.600 | 177 | 1:33.384 |
| 8 | 2:05.597 | 38.064 | 98 | 30.949 | ***280*** | 56.584 | 25 | 11:30.949 | 10:02.884 | 98 | 31.212 | 279 | 56.853 |
| 9 | 2:06.359 | 38.631 | 99 | 30.706 | ***280*** | 57.022 | 26 | 2:03.417 | 36.937 | 100 | 30.714 | 279 | 55.766 |
| 10 | 2:05.943 | 38.045 | 97 | 30.869 | 278 | 57.029 | 27 | 2:09.486 | 37.147 | 99 | 30.654 | ***280*** | 1:01.685 |
| 11 | 2:06.246 | 38.287 | 92 | 30.835 | 279 | 57.124 | 28 | 2:04.909 | 37.251 | 99 | 31.065 | 269 | 56.593 |
| 12 | 2:04.913 | 37.659 | 95 | 30.758 | 278 | 56.496 | 29 | 2:11.451 | 37.089 | 97 | 38.932 | 262 | 55.430 |
| 13 | 2:15.408 | 37.745 | 94 | 30.733 | ***280*** | 1:06.930 | 30 | 2:04.258 | 38.151 | 97 | 30.778 | 278 | 55.329 |
| 14 | 3:51.422 | 2:19.886 | 99 | 31.165 | ***280*** | 1:00.371 | 31 | 2:03.034 | 37.051 | 96 | 30.820 | 278 | 55.163 |
| 15 | 2:03.556 | 37.236 | 95 | 30.596 | ***280*** | 55.724 | 32 | 2:02.913 | 37.122 | ***101*** | 30.579 | 278 | 55.212 |
| 16 | 2:01.864 | 36.771 | 97 | 30.353 | 279 | 54.740 | 33 | 2:32.429 | 37.429 | 102 | 35.821 | 251 | 1:19.179 |
| 17 | 2:01.486 | ***36.594*** | 99 | 30.419 | 278 | ***54.473*** | | | | | | | |

**333** Salikhov, RUS/ Seefried, DEU/ Siedler, AUT , **theoretical besttime: 1:57.740**

| | | | | | | | | | | | | | |
|---|---|---|---|---|---|---|---|---|---|---|---|---|---|
| 1 | 3:47.927 | | | | | | 12 | 2:02.119 | 36.711 | 98 | 30.136 | ***279*** | 55.272 |
| 2 | 2:24.104 | 58.608 | 100 | 30.675 | 278 | 54.821 | 13 | 15:11.449 | 38.315 | 79 | 39.876 | 195 | 13:53.258 |
| 3 | 2:01.740 | 36.671 | 100 | 30.213 | ***279*** | 54.856 | 14 | 16:11.475 | 58.014 | 100 | 49.659 | 152 | 14:23.802 |
| 4 | 2:01.271 | 36.773 | 100 | 30.032 | 278 | 54.466 | 15 | 2:42.777 | 1:04.908 | 70 | 34.521 | ***279*** | 1:03.348 |
| 5 | 2:02.037 | 36.626 | 96 | 30.398 | 276 | 55.013 | 16 | 1:58.860 | 36.025 | 103 | 29.689 | ***279*** | 53.146 |

# Blancpain Endurance Series

## Lap analysis Pre-Qualifying Session

Provisional

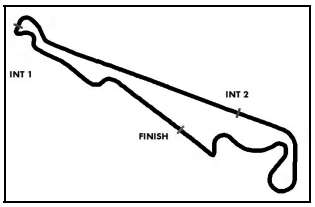


Circuit Paul Ricard Short, Length: 5791 m
Air temperature: 28.0°C
Track temperature: 29.9°C
Weather condition: Dry

Friday 19.6.2015 16:15

## Lap analysis: Pre-Qualifying Session

| Lap | Time | SE1 | SP1 | SE2 | SP2 | SE3 | SP3 | Lap | Time | SE1 | SP1 | SE2 | SP2 | SE3 | SP3 |
|---|---|---|---|---|---|---|---|---|---|---|---|---|---|---|---|
| 6 | 9:16.029 | 36.731 | 99 | 30.412 | 273 | 8:08.886 | | 17 | ***1:57.839*** | 35.491 | 100 | ***29.627*** | ***279*** | ***52.721*** | |
| 7 | 2:21.989 | 56.331 | 100 | 30.554 | 278 | 55.104 | | 18 | 2:01.284 | ***35.392*** | 102 | 29.687 | ***279*** | 56.205 | |
| 8 | 2:01.335 | 36.342 | 100 | 30.321 | 277 | 54.672 | | 19 | 2:00.304 | 35.478 | ***103*** | 29.862 | ***279*** | 54.964 | |
| 9 | 13:30.345 | 36.999 | 96 | 30.288 | 278 | 12:23.058 | | 20 | 2:03.843 | 38.859 | 88 | 31.010 | 278 | 53.974 | |
| 10 | 2:24.301 | 57.482 | 97 | 30.450 | 278 | 56.369 | | 21 | | 35.710 | 103 | 29.747 | 278 | | |
| 11 | 2:03.457 | 37.412 | 97 | 30.471 | 278 | 55.574 | | | | | | | | | |

**888** Mowle, GBR/ Ratcliffe, GBR/ Osborne, GBR ,

**theoretical besttime: 1:59.163**

| | | | | | | | | | | | | | |
|---|---|---|---|---|---|---|---|---|---|---|---|---|---|
| 1 | 2:09.725 | 42.438 | 96 | 31.645 | 269 | 55.642 | 17 | 2:07.229 | 38.783 | 95 | 31.419 | 271 | 57.027 |
| 2 | 2:03.663 | 37.526 | 101 | 31.005 | 271 | 55.132 | 18 | 2:01.427 | 36.878 | 100 | 30.410 | 271 | 54.139 |
| 3 | 2:03.898 | 37.664 | 98 | 30.736 | 271 | 55.498 | 19 | 2:01.521 | 37.028 | 97 | 30.619 | 271 | 53.874 |
| 4 | 2:02.918 | 37.295 | 98 | 30.508 | 272 | 55.115 | 20 | 11:37.919 | 37.412 | 98 | 30.479 | 271 | 10:30.028 |
| 5 | 2:03.750 | 37.720 | 101 | 30.880 | 272 | 55.150 | 21 | 3:10.718 | 1:42.151 | 99 | 31.009 | 271 | 57.558 |
| 6 | 2:03.369 | 37.416 | 98 | 30.673 | 272 | 55.280 | 22 | ***1:59.163*** | ***35.959*** | 97 | ***30.367*** | 272 | ***52.837*** |
| 7 | 2:02.821 | 37.415 | 98 | 30.756 | 270 | 54.650 | 23 | 12:27.328 | 41.542 | 92 | 45.493 | 174 | 11:00.293 |
| 8 | 3:38.752 | 37.927 | 97 | 31.198 | 271 | 2:29.627 | 24 | 2:34.926 | 1:07.933 | 96 | 31.620 | 271 | 55.373 |
| 9 | 2:24.057 | 57.488 | 96 | 31.463 | 272 | 55.106 | 25 | 2:02.290 | 37.201 | 100 | 30.675 | 272 | 54.414 |
| 10 | 2:05.230 | 38.738 | 99 | 31.045 | 271 | 55.447 | 26 | 2:02.275 | 37.416 | 98 | 30.844 | 271 | 54.015 |
| 11 | 2:04.409 | 37.843 | 97 | 30.522 | 272 | 56.044 | 27 | 2:01.783 | 36.857 | 100 | 30.607 | ***273*** | 54.319 |
| 12 | 2:04.376 | 38.596 | 100 | 30.591 | 271 | 55.189 | 28 | 2:03.069 | 36.780 | 98 | 30.724 | 272 | 55.565 |
| 13 | 2:02.909 | 37.215 | 97 | 30.559 | 272 | 55.135 | 29 | 2:08.504 | 37.871 | 96 | 30.913 | 272 | 59.720 |
| 14 | 5:17.942 | 37.290 | 101 | 30.957 | 273 | 4:09.695 | 30 | 2:02.366 | 37.392 | 94 | 30.631 | 272 | 54.343 |
| 15 | 2:46.243 | 1:10.075 | 79 | 35.653 | 241 | 1:00.515 | 31 | | 37.268 | 96 | 30.439 | 271 | |
| 16 | 2:08.660 | 37.568 | ***101*** | 31.385 | 271 | 59.707 | | | | | | | |

# Blancpain Endurance Series

## Combined results Qualifying Combined

Official

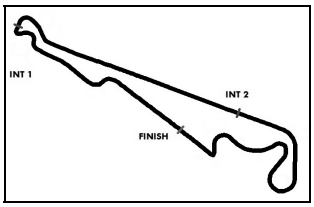


Circuit Paul Ricard Short, Length: 5791 m
Air temperature: 28.1°C
Track temperature: 38.4°C
Weather condition: Dry

Saturday 20.6.2015 10:05

**started : 59** **classified : 58** **not classified : 1**

| | Nr. | Drivers | Team | Time 1 | Time 2 | Time 3 | Gap |
|---|---|---|---|---|---|---|---|
| | Cl. | Car | Entrant | | | | |
| 1 | 63 | Venturini/Zaugg/**Bortolotti** | **GRT Grasser Racing Team** | 2:00.876 | 2:00.537 | **1:56.638** | |
| | PRO | Lamborghini Huracan | GRT Grasser Racing Team | | | | |
| 2 | 23 | Reip/Buncombe/**Chiyo** | **Nissan GT Academy Team RJN** | 1:57.755 | 1:58.711 | **1:56.827** | **0.189** |
| | PRO | Nissan GT-R Nismo GT3 | Nissan GT Academy Team RJN | | | | |
| 3 | 333 | Salikhov/Seefried/**Siedler** | **Rinaldi Racing** | 2:01.481 | 1:58.168 | **1:56.981** | **0.343** |
| | PRO | Ferrari 458 Italia | Rinaldi Racing | | | | |
| 4 | 7 | Smith/Meyrick/**Kane** | **Bentley M-Sport** | 1:59.876 | 1:59.953 | **1:57.000** | **0.362** |
| | PRO | Bentley Continental GT3 | Bentley Team M-Sport | | | | |
| 5 | 22 | Paletou/Sanchez/**Shulzhitskiy** | **Nissan GT Academy Team RJN** | 1:57.519 | 1:58.811 | **1:57.009** | **0.371** |
| | PAM | Nissan GT-R Nismo GT3 | Nissan GT Academy Team RJN | | | | |
| 6 | 58 | Lapierre/Bell/**Estre** | **Von Ryan Racing** | 1:58.467 | 1:57.857 | **1:57.031** | **0.393** |
| | PRO | McLaren 650 S GT3 | Von Ryan Racing | | | | |
| 7 | 21 | Al Faisal/Haupt/**Buurman** | **Black Falcon** | 1:59.439 | 1:59.530 | **1:57.035** | **0.397** |
| | PRO | Mercedes SLS AMG GT3 | Black Falcon | | | | |
| 8 | 18 | Morley/Johnston/**Engel** | **Black Falcon** | 2:03.004 | 1:59.171 | **1:57.148** | **0.510** |
| | PAM | Mercedes SLS AMG GT3 | Black Falcon | | | | |
| 9 | 8 | Buhk/Soulet/**Soucek** | **Bentley M-Sport** | 2:00.695 | 1:59.713 | **1:57.149** | **0.511** |
| | PRO | Bentley Continental GT3 | Bentley Team M-Sport | | | | |
| 10 | 59 | Senna/Quaife Hobbs/**Parente** | **Von Ryan Racing** | 1:59.770 | 1:57.756 | **1:57.244** | **0.606** |
| | PRO | McLaren 650 S GT3 | Von Ryan Racing | | | | |
| 11 | 17 | Andersen/**Jensen** | **Insight Racing Denmark** | | 2:01.189 | **1:57.245** | **0.607** |
| | PAM | Ferrari 458 Italia | Insightracing dk | | | | |
| 12 | 12 | Dermont/Hassid/**Perera** | **TDS Racing** | 2:01.506 | 1:58.628 | **1:57.312** | **0.674** |
| | PAM | BMW Z4 | TDS Racing | | | | |
| 13 | 19 | Palmer/**Babini**/Mul | **GRT Grasser Racing Team** | 2:02.484 | **1:57.405** | 1:57.789 | **0.767** |
| | PRO | Lamborghini Huracan | GRT Grasser Racing Team | | | | |
| 14 | 1 | Rast/Rockenfeller/**Vanthoor** | **Belgian Audi Club Team WRT** | 1:58.874 | 1:59.029 | **1:57.441** | **0.803** |
| | PRO | Audi R8 LMS | Belgian Audi Club Team WRT | | | | |
| 15 | 75 | Salaquarda/Bonanomi/**Vervisch** | **ISR** | 1:59.803 | 1:58.499 | **1:57.455** | **0.817** |
| | PRO | Audi R8 LMS Ultra | ISR | | | | |
| 16 | 35 | Tambay/Mortara/**Guilvert** | **Sainteloc** | 1:59.990 | 1:58.879 | **1:57.510** | **0.872** |
| | PRO | Audi R8 LMS Ultra | Sainteloc Junior Team | | | | |
| 17 | 5 | Fässler/Mies/**Haase** | **Phoenix Racing** | 2:00.076 | 1:58.089 | **1:57.531** | **0.893** |
| | PRO | Audi R8 LMS | Phoenix Racing | | | | |
| 18 | 20 | Vautier/Moullin Traffort/**Pier Guidi** | **Akka ASP** | 1:58.579 | 1:58.182 | **1:57.553** | **0.915** |
| | PRO | Ferrari 458 Italia | Akka ASP | | | | |
| 19 | 53 | Perazzini/Potolicchio/**Cioci** | **AF Corse** | 2:02.414 | 1:59.981 | **1:57.590** | **0.952** |
| | PAM | Ferrari 458 Italia | AF Corse | | | | |
| 20 | 98 | **Dontje**/Sylvest/Jäger | **ROWE Racing** | 1:59.874 | 1:59.103 | **1:57.634** | **0.996** |
| | PRO | Mercedes SLS AMG GT3 | ROWE Racing | | | | |
| 21 | 32 | Wilson/Leonard/**Meadows** | **Leonard Motorsport AMR** | 2:13.817 | 1:59.429 | **1:57.710** | **1.072** |
| | PAM | Aston Martin Vantage GT3 | Aston Martin Racing | | | | |
| 22 | 66 | Parrow/Schwager/**Kaffer** | **Black Pearl Racing by Rinaldi** | 2:02.696 | 1:58.640 | **1:57.736** | **1.098** |
| | PRO | Ferrari 458 Italia | Black Pearl Racing by Rinaldi | | | | |
| 23 | 9 | Zanardi/**Spengler**/Glock | **ROAL Motorsport** | 1:59.224 | **1:57.756** | 1:57.766 | **1.118** |
| | PRO | BMW Z4 | ROAL Motorsport | | | | |
| 24 | 25 | Mancini/Birzhin/**Mastronardi** | **Glorax Racing** | 2:02.822 | 2:00.139 | **1:57.792** | **1.154** |
| | AM | Ferrari 458 Italia | Glorax Racing Suisse | | | | |
| 25 | 4 | Koebolt/Bottemanne/**Schothorst** | **Team WRT** | 2:00.217 | 1:58.811 | **1:57.813** | **1.175** |
| | PAM | Audi R8 LMS Ultra | Team WRT | | | | |

# Blancpain Endurance Series

## Combined results Qualifying Combined

Official

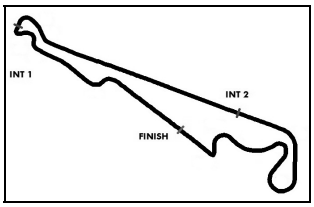


Circuit Paul Ricard Short, Length: 5791 m
Air temperature: 28.1°C
Track temperature: 38.4°C
Weather condition: Dry

Saturday 20.6.2015 10:05

**started : 59** **classified : 58** **not classified : 1**

| | Nr. | Drivers | Team | Time 1 | Time 2 | Time 3 | Gap |
|---|---|---|---|---|---|---|---|
| | Cl. | Car | Entrant | | | | |
| 26 | 11 | Broniszewski/Bonacini/**Lyons** | **Kessel Racing** | 1:59.258 | 1:58.352 | **1:57.815** | **1.177** |
| | PAM | Ferrari 458 Italia | Kessel Racing | | | | |
| 27 | 99 | Juncadella/Bastian/**Dusseldorp** | **ROWE Racing** | 1:58.606 | 1:58.110 | **1:57.819** | **1.181** |
| | PRO | Mercedes SLS AMG GT3 | ROWE Racing | | | | |
| 28 | 70 | Karachev/Vasilyev/**Asmer** | **GT Russian Team Viatti** | 2:12.509 | 2:00.348 | **1:57.826** | **1.188** |
| | PAM | Mercedes SLS AMG GT3 | GT Russian Team Viatti | | | | |
| 29 | 77 | Fraga/Abreu/**Jimenez** | **BMW Sports Trophy Team Brasil** | 1:59.925 | 1:58.270 | **1:57.854** | **1.216** |
| | PRO | BMW Z4 | BMW Sports Trophy Team Brasil | | | | |
| 30 | 888 | Ratcliffe/Mowle/**Osborne** | **Triple 888 Racing** | 2:00.043 | 2:01.687 | **1:57.858** | **1.220** |
| | PAM | BMW Z4 | Triple 888 Racing | | | | |
| 31 | 51 | Guedes/Cameron/**Griffin** | **AF Corse** | 1:59.835 | 2:00.620 | **1:57.862** | **1.224** |
| | PAM | Ferrari 458 Italia | AF Corse | | | | |
| 32 | 73 | Walkinshaw/Plowman/**Dolby** | **MRS GT Racing** | 1:59.249 | 1:57.970 | **1:57.886** | **1.248** |
| | PRO | Nissan GT-R Nismo GT3 | MRS GT Racing | | | | |
| 33 | 44 | Al Harthy/Lloyd/**Adam** | **Oman Racing Team** | 1:59.845 | 1:59.003 | **1:57.977** | **1.339** |
| | PRO | Aston Martin Vantage GT3 | Oman Racing Team | | | | |
| 34 | 30 | Hirschi/Kelders/**Hirschi** | **Classic & Modern Racing** | 2:02.210 | 2:02.088 | **1:57.987** | **1.349** |
| | PAM | BMW Z4 | Pierre Hirschi | | | | |
| 35 | 41 | Vannelet/Santamato/**Guibbert** | **Sport Garage** | 2:01.571 | 1:58.927 | **1:58.106** | **1.468** |
| | PAM | Ferrari 458 Italia | Gilles Vannelet | | | | |
| 36 | 34 | Schmidt/Ehret/**van der Zande** | **Car Collection Motorsport** | 2:03.214 | 2:01.930 | **1:58.273** | **1.635** |
| | PAM | Mercedes SLS AMG GT3 | Car Collection Motorsport | | | | |
| 37 | 6 | Lee/Thong/**Winkelhock** | **Phoenix Racing** | 2:00.868 | 2:00.585 | **1:58.311** | **1.673** |
| | PRO | Audi R8 LMS Ultra | Phoenix Racing | | | | |
| 38 | 79 | Modell/McCaig/**Bryant** | **Ecurie Ecosse** | 1:59.831 | 2:01.638 | **1:58.329** | **1.691** |
| | PAM | BMW Z4 | Alasdair McCaig | | | | |
| 39 | 3 | Richelmi/Stippler/**Ortelli** | **Belgian Audi Club Team WRT** | 2:00.036 | 1:58.954 | **1:58.518** | **1.880** |
| | PRO | Audi R8 LMS Ultra | Belgian Audi Club Team WRT | | | | |
| 40 | 33 | Heyer/Toril/**Seyffarth** | **Car Collection Motorsport** | 2:00.097 | 2:01.646 | **1:58.704** | **2.066** |
| | PRO | Mercedes SLS AMG GT3 | Car Collection Motorsport | | | | |
| 41 | 2 | Frijns/Müller/**Vernay** | **Belgian Audi Club Team WRT** | 1:59.410 | 1:58.902 | **1:58.767** | **2.129** |
| | PRO | Audi R8 LMS Ultra | Belgian Audi Club Team WRT | | | | |
| 42 | 15 | Ojjeh/**Grötz** | **Boutsen Ginion** | | 2:01.185 | **1:58.943** | **2.305** |
| | AM | BMW Z4 | Boutsen Ginion | | | | |
| 43 | 24 | Loggie/**Simonsen**/Westwood | **Team Parker Racing** | 2:01.652 | **1:59.051** | 2:03.044 | **2.413** |
| | AM | Audi R8 LMS Ultra | Team Parker Racing LTD | | | | |
| 44 | 10 | Beaubelique/Ricci/**Giauque** | **Akka ASP** | 2:00.886 | 2:02.139 | **1:59.102** | **2.464** |
| | AM | Ferrari 458 Italia | Akka ASP | | | | |
| 45 | 111 | Earle/Zanuttini/**Talbot** | **Kessel Racing** | 2:02.862 | 2:01.491 | **1:59.129** | **2.491** |
| | AM | Ferrari 458 Italia | Kessel Racing | | | | |
| 46 | 55 | Gitlin/**Chukanov**/Ramos | **Attempto Racing** | 2:03.001 | **1:59.183** | 1:59.200 | **2.545** |
| | PAM | McLaren 650 S GT3 | Attempto Racing | | | | |
| 47 | 42 | Debs/Mardini/**Mislin** | **Sport Garage** | 2:03.947 | 2:02.950 | **1:59.189** | **2.551** |
| | AM | Ferrari 458 Italia | Sport Garage | | | | |
| 48 | 56 | Häring/Konstantinou/**Schmickler** | **Attempto Racing** | 2:02.604 | 2:00.996 | **1:59.198** | **2.560** |
| | AM | Porsche 997 GT3 R | Attempto Racing | | | | |
| 49 | 100 | **Kemenater**/Hedman/Julian | **DragonSpeed** | 2:03.179 | **1:59.527** | 1:59.530 | **2.889** |
| | PAM | Ferrari 458 Italia | DragonSpeed | | | | |
| 50 | 14 | Frey/Gardel/**Barth** | **Emil Frey Racing** | 2:35.942 | 2:00.017 | **1:59.554** | **2.916** |
| | PAM | Emil Frey G3 Jaguar | Emil Frey Racing | | | | |

# Blancpain Endurance Series

## Combined results Qualifying Combined

Official

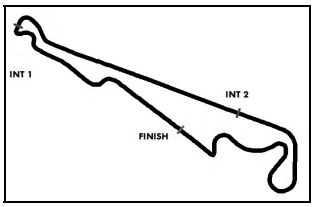


Circuit Paul Ricard Short, Length: 5791 m
Air temperature: 28.1°C
Track temperature: 38.4°C
Weather condition: Dry

Saturday 20.6.2015 10:05

**started : 59** **classified : 58** **not classified : 1**

| | Nr. | Drivers | Team | Time 1 | Time 2 | Time 3 | Gap |
|---|---|---|---|---|---|---|---|
| | Cl. | Car | Entrant | | | | |
| **51** | 78 | Sardarov/**Matchitski** | **Team Russia by Barwell** | | 2:01.672 | **1:59.606** | **2.968** |
| | AM | BMW Z4 | Team Russia by Barwell | | | | |
| **52** | 28 | Bordet/Viron/**Orgeval** | **Delahaye Racing Team** | 2:04.469 | 2:04.340 | **1:59.744** | **3.106** |
| | AM | Porsche 997 GT3 R | Pierre Etienne Bordet | | | | |
| **53** | 16 | Barthez/**Pons** | **Akka ASP** | | 1:59.946 | **1:59.761** | **3.123** |
| | AM | Ferrari 458 Italia | Akka ASP | | | | |
| **54** | 54 | Yazbil/Borches/**Alvarez** | **Attempto Racing** | 2:06.085 | 2:08.365 | **2:00.012** | **3.374** |
| | PAM | McLaren 650 S GT3 | Attempto Racing | | | | |
| **55** | 49 | Blank/Bachelier/**Mallegol** | **AF Corse** | 2:04.755 | 2:01.242 | **2:00.161** | **3.523** |
| | AM | Ferrari 458 Italia | AF Corse | | | | |
| **56** | 48 | Soenen/**van Glabeke**/Lanting | **AF Corse** | 2:09.390 | **2:01.936** | 2:03.206 | **5.298** |
| | AM | Ferrari 458 Italia | AF Corse | | | | |
| **57** | 36 | Lallemant/Buffin/**Cabannes** | **Sainteloc** | 2:05.894 | 2:07.057 | **2:03.954** | **7.316** |
| | AM | Audi R8 LMS Ultra | Sainteloc Junior Team | | | | |
| **58** | 52 | **De Leener**/Sbirrazzuoli | **AF Corse** | | **2:06.164** | | **9.526** |
| | PAM | Ferrari 458 Italia | AF Corse | | | | |
| **not classified** | | | | | | | |
| | 84 | Primat/Parisy/Abril | **Bentley Team HTP** | | | | |
| | PRO | Bentley Continental GT3 | Bentley Team HTP | | | | |

**Following stewards decision no. 13 - cancelation of all lap times for the car no. 84 in Q2, Q3**

**Following stewards decision no. 16 - cancelation of all lap times for the car no. 46**

Steward: Steward: Steward:

# Blancpain Endurance Series

## Combined results Qualifying Combined

Official

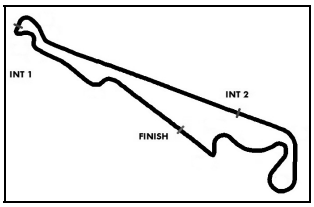


Circuit Paul Ricard Short, Length: 5791 m
Air temperature: 28.1°C
Track temperature: 38.8°C
Weather condition: Dry

Saturday 20.6.2015 10:05

**started : 59** **classified : 58** **not classified : 1**

| Nr. Cl. | Drivers / Car | Team / Entrant | Time 1 | Time 2 | Time 3 | Gap |
|---|---|---|---|---|---|---|
| **CLASS: PAM** | | | | | | |
| **Started: 20** | **Classified: 20** | **Not Classified: 0** | | | | |
| 1 | 22 Paletou/Sanchez/**Shulzhitskiy** | **Nissan GT Academy Team RJN** | 1:57.519 | 1:58.811 | **1:57.009** | |
| | Nissan GT-R Nismo GT3 | Nissan GT Academy Team RJN | | | | |
| 2 | 18 Morley/Johnston/**Engel** | **Black Falcon** | 2:03.004 | 1:59.171 | **1:57.148** | **0.139** |
| | Mercedes SLS AMG GT3 | Black Falcon | | | | |
| 3 | 17 Andersen/**Jensen** | **Insight Racing Denmark** | | 2:01.189 | **1:57.245** | **0.236** |
| | Ferrari 458 Italia | Insightracing dk | | | | |
| 4 | 12 Dermont/Hassid/**Perera** | **TDS Racing** | 2:01.506 | 1:58.628 | **1:57.312** | **0.303** |
| | BMW Z4 | TDS Racing | | | | |
| 5 | 53 Perazzini/Potolicchio/**Cioci** | **AF Corse** | 2:02.414 | 1:59.981 | **1:57.590** | **0.581** |
| | Ferrari 458 Italia | AF Corse | | | | |
| 6 | 32 Wilson/Leonard/**Meadows** | **Leonard Motorsport AMR** | 2:13.817 | 1:59.429 | **1:57.710** | **0.701** |
| | Aston Martin Vantage GT3 | Aston Martin Racing | | | | |
| 7 | 4 Koebolt/Bottemanne/**Schothorst** | **Team WRT** | 2:00.217 | 1:58.811 | **1:57.813** | **0.804** |
| | Audi R8 LMS Ultra | Team WRT | | | | |
| 8 | 11 Broniszewski/Bonacini/**Lyons** | **Kessel Racing** | 1:59.258 | 1:58.352 | **1:57.815** | **0.806** |
| | Ferrari 458 Italia | Kessel Racing | | | | |
| 9 | 70 Karachev/Vasilyev/**Asmer** | **GT Russian Team Viatti** | 2:12.509 | 2:00.348 | **1:57.826** | **0.817** |
| | Mercedes SLS AMG GT3 | GT Russian Team Viatti | | | | |
| 10 | 888 Ratcliffe/Mowle/**Osborne** | **Triple 888 Racing** | 2:00.043 | 2:01.687 | **1:57.858** | **0.849** |
| | BMW Z4 | Triple 888 Racing | | | | |
| 11 | 51 Guedes/Cameron/**Griffin** | **AF Corse** | 1:59.835 | 2:00.620 | **1:57.862** | **0.853** |
| | Ferrari 458 Italia | AF Corse | | | | |
| 12 | 30 Hirschi/Kelders/**Hirschi** | **Classic & Modern Racing** | 2:02.210 | 2:02.088 | **1:57.987** | **0.978** |
| | BMW Z4 | Pierre Hirschi | | | | |
| 13 | 41 Vannelet/Santamato/**Guibbert** | **Sport Garage** | 2:01.571 | 1:58.927 | **1:58.106** | **1.097** |
| | Ferrari 458 Italia | Gilles Vannelet | | | | |
| 14 | 34 Schmidt/Ehret/**van der Zande** | **Car Collection Motorsport** | 2:03.214 | 2:01.930 | **1:58.273** | **1.264** |
| | Mercedes SLS AMG GT3 | Car Collection Motorsport | | | | |
| 15 | 79 Modell/McCaig/**Bryant** | **Ecurie Ecosse** | 1:59.831 | 2:01.638 | **1:58.329** | **1.320** |
| | BMW Z4 | Alasdair McCaig | | | | |
| 16 | 55 Gitlin/**Chukanov**/Ramos | **Attempto Racing** | 2:03.001 | **1:59.183** | 1:59.200 | **2.174** |
| | McLaren 650 S GT3 | Attempto Racing | | | | |
| 17 | 100 **Kemenater**/Hedman/Julian | **DragonSpeed** | 2:03.179 | **1:59.527** | 1:59.530 | **2.518** |
| | Ferrari 458 Italia | DragonSpeed | | | | |
| 18 | 14 Frey/Gardel/**Barth** | **Emil Frey Racing** | 2:35.942 | 2:00.017 | **1:59.554** | **2.545** |
| | Emil Frey G3 Jaguar | Emil Frey Racing | | | | |
| 19 | 54 Yazbil/Borches/**Alvarez** | **Attempto Racing** | 2:06.085 | 2:08.365 | **2:00.012** | **3.003** |
| | McLaren 650 S GT3 | Attempto Racing | | | | |
| 20 | 52 **De Leener**/Sbirrazzuoli | **AF Corse** | | **2:06.164** | | **9.155** |
| | Ferrari 458 Italia | AF Corse | | | | |
| **CLASS: PRO** | | | | | | |
| **Started: 26** | **Classified: 25** | **Not Classified: 1** | | | | |
| 1 | 63 Venturini/Zaugg/**Bortolotti** | **GRT Grasser Racing Team** | 2:00.876 | 2:00.537 | **1:56.638** | |
| | Lamborghini Huracan | GRT Grasser Racing Team | | | | |
| 2 | 23 Reip/Buncombe/**Chiyo** | **Nissan GT Academy Team RJN** | 1:57.755 | 1:58.711 | **1:56.827** | **0.189** |
| | Nissan GT-R Nismo GT3 | Nissan GT Academy Team RJN | | | | |
| 3 | 333 Salikhov/Seefried/**Siedler** | **Rinaldi Racing** | 2:01.481 | 1:58.168 | **1:56.981** | **0.343** |
| | Ferrari 458 Italia | Rinaldi Racing | | | | |

# Blancpain Endurance Series

## Combined results Qualifying Combined

Official

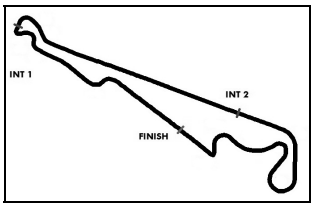


Circuit Paul Ricard Short, Length: 5791 m
Air temperature: 28.1°C
Track temperature: 38.8°C
Weather condition: Dry

Saturday 20.6.2015 10:05

**started : 59** **classified : 58** **not classified : 1**

| | Nr. | Drivers | Team | Time 1 | Time 2 | Time 3 | Gap |
|---|---|---|---|---|---|---|---|
| | Cl. | Car | Entrant | | | | |
| 4 | 7 | Smith/Meyrick/**Kane** | **Bentley M-Sport** | 1:59.876 | 1:59.953 | **1:57.000** | **0.362** |
| | | Bentley Continental GT3 | Bentley Team M-Sport | | | | |
| 5 | 58 | Lapierre/Bell/**Estre** | **Von Ryan Racing** | 1:58.467 | 1:57.857 | **1:57.031** | **0.393** |
| | | McLaren 650 S GT3 | Von Ryan Racing | | | | |
| 6 | 21 | Al Faisal/Haupt/**Buurman** | **Black Falcon** | 1:59.439 | 1:59.530 | **1:57.035** | **0.397** |
| | | Mercedes SLS AMG GT3 | Black Falcon | | | | |
| 7 | 8 | Buhk/Soulet/**Soucek** | **Bentley M-Sport** | 2:00.695 | 1:59.713 | **1:57.149** | **0.511** |
| | | Bentley Continental GT3 | Bentley Team M-Sport | | | | |
| 8 | 59 | Senna/Quaife Hobbs/**Parente** | **Von Ryan Racing** | 1:59.770 | 1:57.756 | **1:57.244** | **0.606** |
| | | McLaren 650 S GT3 | Von Ryan Racing | | | | |
| 9 | 19 | Palmer/**Babini**/Mul | **GRT Grasser Racing Team** | 2:02.484 | **1:57.405** | 1:57.789 | **0.767** |
| | | Lamborghini Huracan | GRT Grasser Racing Team | | | | |
| 10 | 1 | Rast/Rockenfeller/**Vanthoor** | **Belgian Audi Club Team WRT** | 1:58.874 | 1:59.029 | **1:57.441** | **0.803** |
| | | Audi R8 LMS | Belgian Audi Club Team WRT | | | | |
| 11 | 75 | Salaquarda/Bonanomi/**Vervisch** | **ISR** | 1:59.803 | 1:58.499 | **1:57.455** | **0.817** |
| | | Audi R8 LMS Ultra | ISR | | | | |
| 12 | 35 | Tambay/Mortara/**Guilvert** | **Sainteloc** | 1:59.990 | 1:58.879 | **1:57.510** | **0.872** |
| | | Audi R8 LMS Ultra | Sainteloc Junior Team | | | | |
| 13 | 5 | Fässler/Mies/**Haase** | **Phoenix Racing** | 2:00.076 | 1:58.089 | **1:57.531** | **0.893** |
| | | Audi R8 LMS | Phoenix Racing | | | | |
| 14 | 20 | Vautier/Moullin Traffort/**Pier Guidi** | **Akka ASP** | 1:58.579 | 1:58.182 | **1:57.553** | **0.915** |
| | | Ferrari 458 Italia | Akka ASP | | | | |
| 15 | 98 | **Dontje**/Sylvest/Jäger | **ROWE Racing** | 1:59.874 | 1:59.103 | **1:57.634** | **0.996** |
| | | Mercedes SLS AMG GT3 | ROWE Racing | | | | |
| 16 | 66 | Parrow/Schwager/**Kaffer** | **Black Pearl Racing by Rinaldi** | 2:02.696 | 1:58.640 | **1:57.736** | **1.098** |
| | | Ferrari 458 Italia | Black Pearl Racing by Rinaldi | | | | |
| 17 | 9 | Zanardi/**Spengler**/Glock | **ROAL Motorsport** | 1:59.224 | **1:57.756** | 1:57.766 | **1.118** |
| | | BMW Z4 | ROAL Motorsport | | | | |
| 18 | 99 | Juncadella/Bastian/**Dusseldorp** | **ROWE Racing** | 1:58.606 | 1:58.110 | **1:57.819** | **1.181** |
| | | Mercedes SLS AMG GT3 | ROWE Racing | | | | |
| 19 | 77 | Fraga/Abreu/**Jimenez** | **BMW Sports Trophy Team Brasil** | 1:59.925 | 1:58.270 | **1:57.854** | **1.216** |
| | | BMW Z4 | BMW Sports Trophy Team Brasil | | | | |
| 20 | 73 | Walkinshaw/Plowman/**Dolby** | **MRS GT Racing** | 1:59.249 | 1:57.970 | **1:57.886** | **1.248** |
| | | Nissan GT-R Nismo GT3 | MRS GT Racing | | | | |
| 21 | 44 | Al Harthy/Lloyd/**Adam** | **Oman Racing Team** | 1:59.845 | 1:59.003 | **1:57.977** | **1.339** |
| | | Aston Martin Vantage GT3 | Oman Racing Team | | | | |
| 22 | 6 | Lee/Thong/**Winkelhock** | **Phoenix Racing** | 2:00.868 | 2:00.585 | **1:58.311** | **1.673** |
| | | Audi R8 LMS Ultra | Phoenix Racing | | | | |
| 23 | 3 | Richelmi/Stippler/**Ortelli** | **Belgian Audi Club Team WRT** | 2:00.036 | 1:58.954 | **1:58.518** | **1.880** |
| | | Audi R8 LMS Ultra | Belgian Audi Club Team WRT | | | | |
| 24 | 33 | Heyer/Toril/**Seyffarth** | **Car Collection Motorsport** | 2:00.097 | 2:01.646 | **1:58.704** | **2.066** |
| | | Mercedes SLS AMG GT3 | Car Collection Motorsport | | | | |
| 25 | 2 | Frijns/Müller/**Vernay** | **Belgian Audi Club Team WRT** | 1:59.410 | 1:58.902 | **1:58.767** | **2.129** |
| | | Audi R8 LMS Ultra | Belgian Audi Club Team WRT | | | | |

**not classified**

| | | | |
|---|---|---|---|
| | 84 | Primat/Parisy/Abril | **Bentley Team HTP** |
| | | Bentley Continental GT3 | Bentley Team HTP |

# Blancpain Endurance Series

## Combined results Qualifying Combined

Official

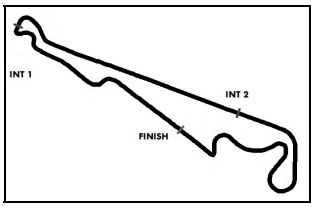


Circuit Paul Ricard Short, Length: 5791 m
Air temperature: 28.1°C
Track temperature: 38.8°C
Weather condition: Dry

Saturday 20.6.2015 10:05

**started : 59** **classified : 58** **not classified : 1**

**CLASS: AM**

**Started: 13** **Classified: 13** **Not Classified: 0**

| | Nr. | Drivers | Team | Time 1 | Time 2 | Time 3 | Gap |
|---|---|---|---|---|---|---|---|
| | Cl. | Car | Entrant | | | | |
| 1 | 25 | Mancini/Birzhin/**Mastronardi** | **Glorax Racing** | 2:02.822 | 2:00.139 | **1:57.792** | |
| | | Ferrari 458 Italia | Glorax Racing Suisse | | | | |
| 2 | 15 | Ojjeh/**Grötz** | **Boutsen Ginion** | | 2:01.185 | **1:58.943** | **1.151** |
| | | BMW Z4 | Boutsen Ginion | | | | |
| 3 | 24 | Loggie/**Simonsen**/Westwood | **Team Parker Racing** | 2:01.652 | **1:59.051** | 2:03.044 | **1.259** |
| | | Audi R8 LMS Ultra | Team Parker Racing LTD | | | | |
| 4 | 10 | Beaubelique/Ricci/**Giauque** | **Akka ASP** | 2:00.886 | 2:02.139 | **1:59.102** | **1.310** |
| | | Ferrari 458 Italia | Akka ASP | | | | |
| 5 | 111 | Earle/Zanuttini/**Talbot** | **Kessel Racing** | 2:02.862 | 2:01.491 | **1:59.129** | **1.337** |
| | | Ferrari 458 Italia | Kessel Racing | | | | |
| 6 | 42 | Debs/Mardini/**Mislin** | **Sport Garage** | 2:03.947 | 2:02.950 | **1:59.189** | **1.397** |
| | | Ferrari 458 Italia | Sport Garage | | | | |
| 7 | 56 | Häring/Konstantinou/**Schmickler** | **Attempto Racing** | 2:02.604 | 2:00.996 | **1:59.198** | **1.406** |
| | | Porsche 997 GT3 R | Attempto Racing | | | | |
| 8 | 78 | Sardarov/**Matchitski** | **Team Russia by Barwell** | | 2:01.672 | **1:59.606** | **1.814** |
| | | BMW Z4 | Team Russia by Barwell | | | | |
| 9 | 28 | Bordet/Viron/**Orgeval** | **Delahaye Racing Team** | 2:04.469 | 2:04.340 | **1:59.744** | **1.952** |
| | | Porsche 997 GT3 R | Pierre Etienne Bordet | | | | |
| 10 | 16 | Barthez/**Pons** | **Akka ASP** | | 1:59.946 | **1:59.761** | **1.969** |
| | | Ferrari 458 Italia | Akka ASP | | | | |
| 11 | 49 | Blank/Bachelier/**Mallegol** | **AF Corse** | 2:04.755 | 2:01.242 | **2:00.161** | **2.369** |
| | | Ferrari 458 Italia | AF Corse | | | | |
| 12 | 48 | Soenen/**van Glabeke**/Lanting | **AF Corse** | 2:09.390 | **2:01.936** | 2:03.206 | **4.144** |
| | | Ferrari 458 Italia | AF Corse | | | | |
| 13 | 36 | Lallemant/Buffin/**Cabannes** | **Sainteloc** | 2:05.894 | 2:07.057 | **2:03.954** | **6.162** |
| | | Audi R8 LMS Ultra | Sainteloc Junior Team | | | | |

**Following stewards decision no. 13 - cancelation of all lap times for the car no. 84 in Q2, Q3**

**Following stewards decision no. 16 - cancelation of all lap times for the car no. 46**

Steward: Steward: Steward:

BLANCPAIN ENDURANCE SERIES
PAUL RICARD 2015

# Blancpain Endurance Series

## Result List Qualifying 1

Provisional

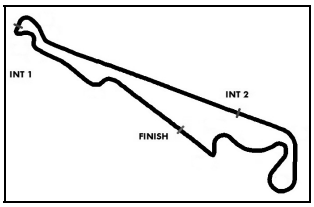


Circuit Paul Ricard Short, Length: 5791 m
Air temperature: 25.3°C
Track temperature: 24.8°C
Weather condition: Dry

Saturday 20.6.2015 10:05

**started : 55** **classified : 55** **not classified : 0**

| | Nr. | Drivers | Team | Lap | Best Time | Gap | Diff | Kph | Day Time |
|---|---|---|---|---|---|---|---|---|---|
| | Cl. | Car | Entrant | | | | | | |
| 1 | 22 | **Paletou**/Sanchez/Shulzhitskiy | **Nissan GT Academy Team RJN** | 4 | **1:57.519** | | | 177,4 | 10:18:39 |
| | PAM | Nissan GT-R Nismo GT3 | Nissan GT Academy Team RJN | | | | | | |
| 2 | 23 | **Reip**/Buncombe/Chiyo | **Nissan GT Academy Team RJN** | 5 | **1:57.755** | 0.236 | 0.236 | 177,0 | 10:20:09 |
| | PRO | Nissan GT-R Nismo GT3 | Nissan GT Academy Team RJN | | | | | | |
| 3 | 58 | **Lapierre**/Bell/Estre | **Von Ryan Racing** | 3 | **1:58.467** | 0.948 | 0.712 | 176,0 | 10:18:20 |
| | PRO | McLaren 650 S GT3 | Von Ryan Racing | | | | | | |
| 4 | 20 | **Vautier**/Moullin Traffort/Pier Guidi | **Akka ASP** | 4 | **1:58.579** | 1.060 | 0.112 | 175,8 | 10:18:43 |
| | PRO | Ferrari 458 Italia | Akka ASP | | | | | | |
| 5 | 99 | **Juncadella**/Bastian/Dusseldorp | **ROWE Racing** | 4 | **1:58.606** | 1.087 | 0.027 | 175,8 | 10:18:13 |
| | PRO | Mercedes SLS AMG GT3 | ROWE Racing | | | | | | |
| 6 | 1 | **Rast**/Rockenfeller/Vanthoor | **Belgian Audi Club Team WRT** | 5 | **1:58.874** | 1.355 | 0.268 | 175,4 | 10:20:11 |
| | PRO | Audi R8 LMS | Belgian Audi Club Team WRT | | | | | | |
| 7 | 9 | **Zanardi**/Spengler/Glock | **ROAL Motorsport** | 4 | **1:59.224** | 1.705 | 0.350 | 174,9 | 10:19:11 |
| | PRO | BMW Z4 | ROAL Motorsport | | | | | | |
| 8 | 73 | **Walkinshaw**/Plowman/Dolby | **MRS GT Racing** | 6 | **1:59.249** | 1.730 | 0.025 | 174,8 | 10:22:23 |
| | PRO | Nissan GT-R Nismo GT3 | MRS GT Racing | | | | | | |
| 9 | 11 | **Broniszewski**/Bonacini/Lyons | **Kessel Racing** | 5 | **1:59.258** | 1.739 | 0.009 | 174,8 | 10:20:44 |
| | PAM | Ferrari 458 Italia | Kessel Racing | | | | | | |
| 10 | 2 | **Frijns**/Müller/Vernay | **Belgian Audi Club Team WRT** | 3 | **1:59.410** | 1.891 | 0.152 | 174,6 | 10:18:18 |
| | PRO | Audi R8 LMS Ultra | Belgian Audi Club Team WRT | | | | | | |
| 11 | 21 | **Al Faisal**/Haupt/Buurman | **Black Falcon** | 5 | **1:59.439** | 1.920 | 0.029 | 174,5 | 10:20:34 |
| | PRO | Mercedes SLS AMG GT3 | Black Falcon | | | | | | |
| 12 | 59 | **Senna**/Quaife Hobbs/Parente | **Von Ryan Racing** | 4 | **1:59.770** | 2.251 | 0.331 | 174,1 | 10:18:26 |
| | PRO | McLaren 650 S GT3 | Von Ryan Racing | | | | | | |
| 13 | 75 | **Salaquarda**/Bonanomi/Vervisch | **ISR** | 4 | **1:59.803** | 2.284 | 0.033 | 174,0 | 10:18:32 |
| | PRO | Audi R8 LMS Ultra | ISR | | | | | | |
| 14 | 79 | **Modell**/McCaig/Bryant | **Ecurie Ecosse** | 5 | **1:59.831** | 2.312 | 0.028 | 174,0 | 10:21:21 |
| | PAM | BMW Z4 | Alasdair McCaig | | | | | | |
| 15 | 51 | **Guedes**/Cameron/Griffin | **AF Corse** | 3 | **1:59.835** | 2.316 | 0.004 | 174,0 | 10:20:14 |
| | PAM | Ferrari 458 Italia | AF Corse | | | | | | |
| 16 | 44 | **Al Harthy**/Lloyd/Adam | **Oman Racing Team** | 3 | **1:59.845** | 2.326 | 0.010 | 174,0 | 10:19:55 |
| | PRO | Aston Martin Vantage GT3 | Oman Racing Team | | | | | | |
| 17 | 98 | **Dontje**/Sylvest/Jäger | **ROWE Racing** | 4 | **1:59.874** | 2.355 | 0.029 | 173,9 | 10:18:16 |
| | PRO | Mercedes SLS AMG GT3 | ROWE Racing | | | | | | |
| 18 | 7 | **Smith**/Meyrick/Kane | **Bentley M-Sport** | 4 | **1:59.876** | 2.357 | 0.002 | 173,9 | 10:18:37 |
| | PRO | Bentley Continental GT3 | Bentley Team M-Sport | | | | | | |
| 19 | 77 | **Abreu**/Fraga/Jimenez | **BMW Sports Trophy Team Brasil** | 3 | **1:59.925** | 2.406 | 0.049 | 173,8 | 10:22:12 |
| | PRO | BMW Z4 | BMW Sports Trophy Team Brasil | | | | | | |
| 20 | 35 | **Tambay**/Mortara/Guilvert | **Sainteloc** | 5 | **1:59.990** | 2.471 | 0.065 | 173,7 | 10:20:49 |
| | PRO | Audi R8 LMS Ultra | Sainteloc Junior Team | | | | | | |
| 21 | 3 | **Richelmi**/Stippler/Ortelli | **Belgian Audi Club Team WRT** | 5 | **2:00.036** | 2.517 | 0.046 | 173,7 | 10:22:19 |
| | PRO | Audi R8 LMS Ultra | Belgian Audi Club Team WRT | | | | | | |
| 22 | 888 | **Ratcliffe**/Mowle/Osborne | **Triple 888 Racing** | 5 | **2:00.043** | 2.524 | 0.007 | 173,7 | 10:20:57 |
| | PAM | BMW Z4 | Triple 888 Racing | | | | | | |
| 23 | 5 | **Fässler**/Mies/Haase | **Phoenix Racing** | 4 | **2:00.076** | 2.557 | 0.033 | 173,6 | 10:18:25 |
| | PRO | Audi R8 LMS | Phoenix Racing | | | | | | |
| 24 | 33 | **Heyer**/Toril/Seyffarth | **Car Collection Motorsport** | 5 | **2:00.097** | 2.578 | 0.021 | 173,6 | 10:20:25 |
| | PRO | Mercedes SLS AMG GT3 | Car Collection Motorsport | | | | | | |
| 25 | 4 | **Koebolt**/Bottemanne/Schothorst | **Team WRT** | 5 | **2:00.217** | 2.698 | 0.120 | 173,4 | 10:22:19 |
| | PAM | Audi R8 LMS Ultra | Team WRT | | | | | | |

# Blancpain Endurance Series

## Result List Qualifying 1

Provisional

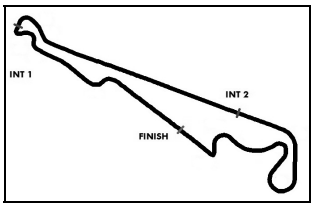


Circuit Paul Ricard Short, Length: 5791 m
Air temperature: 25.3°C
Track temperature: 24.8°C
Weather condition: Dry

Saturday 20.6.2015 10:05

**started : 55** **classified : 55** **not classified : 0**

| | Nr. | Drivers | Team | Lap | Best Time | Gap | Diff | Kph | Day Time |
|---|---|---|---|---|---|---|---|---|---|
| | Cl. | Car | Entrant | | | | | | |
| 26 | 8 | **Buhk**/Soulet/Soucek | **Bentley M-Sport** | 4 | **2:00.695** | 3.176 | 0.478 | 172,7 | 10:18:31 |
| | PRO | Bentley Continental GT3 | Bentley Team M-Sport | | | | | | |
| 27 | 6 | **Lee**/Thong/Winkelhock | **Phoenix Racing** | 4 | **2:00.868** | 3.349 | 0.173 | 172,5 | 10:19:11 |
| | PRO | Audi R8 LMS Ultra | Phoenix Racing | | | | | | |
| 28 | 63 | **Venturini**/Zaugg/Bortolotti | **GRT Grasser Racing Team** | 4 | **2:00.876** | 3.357 | 0.008 | 172,5 | 10:20:56 |
| | PRO | Lamborghini Huracan | GRT Grasser Racing Team | | | | | | |
| 29 | 10 | **Beaubelique**/Ricci/Giauque | **Akka ASP** | 3 | **2:00.886** | 3.367 | 0.010 | 172,5 | 10:19:14 |
| | AM | Ferrari 458 Italia | Akka ASP | | | | | | |
| 30 | 333 | **Salikhov**/Seefried/Siedler | **Rinaldi Racing** | 4 | **2:01.481** | 3.962 | 0.595 | 171,6 | 10:20:03 |
| | PRO | Ferrari 458 Italia | Rinaldi Racing | | | | | | |
| 31 | 12 | **Dermont**/Hassid/Perera | **TDS Racing** | 4 | **2:01.506** | 3.987 | 0.025 | 171,6 | 10:20:30 |
| | PAM | BMW Z4 | TDS Racing | | | | | | |
| 32 | 41 | **Vannelet**/Santamato/Guibbert | **Sport Garage** | 4 | **2:01.571** | 4.052 | 0.065 | 171,5 | 10:21:01 |
| | PAM | Ferrari 458 Italia | Gilles Vannelet | | | | | | |
| 33 | 24 | **Loggie**/Simonsen/Westwood | **Team Parker Racing** | 4 | **2:01.652** | 4.133 | 0.081 | 171,4 | 10:21:49 |
| | AM | Audi R8 LMS Ultra | Team Parker Racing LTD | | | | | | |
| 34 | 30 | **Hirschi**/Kelders/Hirschi | **Classic & Modern Racing** | 5 | **2:02.210** | 4.691 | 0.558 | 170,6 | 10:21:37 |
| | PAM | BMW Z4 | Pierre Hirschi | | | | | | |
| 35 | 53 | **Perazzini**/Potolicchio/Cioci | **AF Corse** | 5 | **2:02.414** | 4.895 | 0.204 | 170,3 | 10:21:29 |
| | PAM | Ferrari 458 Italia | AF Corse | | | | | | |
| 36 | 19 | **Palmer**/Babini/Mul | **GRT Grasser Racing Team** | 4 | **2:02.484** | 4.965 | 0.070 | 170,2 | 10:19:17 |
| | PRO | Lamborghini Huracan | GRT Grasser Racing Team | | | | | | |
| 37 | 56 | **Häring**/Konstantinou/Schmickler | **Attempto Racing** | 4 | **2:02.604** | 5.085 | 0.120 | 170,0 | 10:21:48 |
| | AM | Porsche 997 GT3 R | Attempto Racing | | | | | | |
| 38 | 66 | **Parrow**/Schwager/Kaffer | **Black Pearl Racing by Rinaldi** | 3 | **2:02.696** | 5.177 | 0.092 | 169,9 | 10:20:08 |
| | PRO | Ferrari 458 Italia | Black Pearl Racing by Rinaldi | | | | | | |
| 39 | 25 | **Mancini**/Birzhin/Mastronardi | **Glorax Racing** | 5 | **2:02.822** | 5.303 | 0.126 | 169,7 | 10:21:10 |
| | AM | Ferrari 458 Italia | Glorax Racing Suisse | | | | | | |
| 40 | 111 | Earle/Zanuttini/Talbot | **Kessel Racing** | 4 | **2:02.862** | 5.343 | 0.040 | 169,7 | 10:21:31 |
| | AM | Ferrari 458 Italia | Kessel Racing | | | | | | |
| 41 | 55 | **Gitlin**/Chukanov/Ramos | **Attempto Racing** | 3 | **2:03.001** | 5.482 | 0.139 | 169,5 | 10:20:07 |
| | PAM | McLaren 650 S GT3 | Attempto Racing | | | | | | |
| 42 | 18 | **Morley**/Johnston/Engel | **Black Falcon** | 4 | **2:03.004** | 5.485 | 0.003 | 169,5 | 10:19:34 |
| | PAM | Mercedes SLS AMG GT3 | Black Falcon | | | | | | |
| 43 | 100 | **Kemenater**/Hedman/Julian | **DragonSpeed** | 4 | **2:03.179** | 5.660 | 0.175 | 169,2 | 10:19:19 |
| | PAM | Ferrari 458 Italia | DragonSpeed | | | | | | |
| 44 | 34 | **Schmidt**/Ehret/van der Zande | **Car Collection Motorsport** | 4 | **2:03.214** | 5.695 | 0.035 | 169,2 | 10:18:30 |
| | PAM | Mercedes SLS AMG GT3 | Car Collection Motorsport | | | | | | |
| 45 | 42 | **Debs**/Mardini/Mislin | **Sport Garage** | 5 | **2:03.947** | 6.428 | 0.733 | 168,2 | 10:21:57 |
| | AM | Ferrari 458 Italia | Sport Garage | | | | | | |
| 46 | 28 | **Bordet**/Viron/Orgeval | **Delahaye Racing Team** | 4 | **2:04.469** | 6.950 | 0.522 | 167,5 | 10:19:32 |
| | AM | Porsche 997 GT3 R | Pierre Etienne Bordet | | | | | | |
| 47 | 49 | **Blank**/Bachelier/Mallegol | **AF Corse** | 4 | **2:04.755** | 7.236 | 0.286 | 167,1 | 10:21:48 |
| | AM | Ferrari 458 Italia | AF Corse | | | | | | |
| 48 | 36 | **Lallemant**/Buffin/Cabannes | **Sainteloc** | 4 | **2:05.894** | 8.375 | 1.139 | 165,6 | 10:19:09 |
| | AM | Audi R8 LMS Ultra | Sainteloc Junior Team | | | | | | |
| 49 | 46 | **Paltalla**/Luhr/Martin | **BMW Sports Trophy Team Marc VDS** | 3 | **2:05.899** | 8.380 | 0.005 | 165,6 | 10:19:11 |
| | PRO | BMW Z4 | BMW Sports Trophy Team Marc VDS | | | | | | |
| 50 | 54 | **Yazbil**/Borches/Alvarez | **Attempto Racing** | 3 | **2:06.085** | 8.566 | 0.186 | 165,3 | 10:19:39 |
| | PAM | McLaren 650 S GT3 | Attempto Racing | | | | | | |

# Blancpain Endurance Series

## Result List Qualifying 1

Provisional

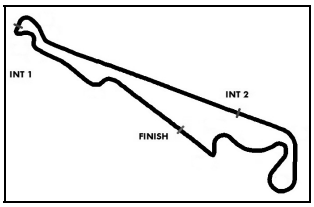


Circuit Paul Ricard Short, Length: 5791 m
Air temperature: 25.3°C
Track temperature: 24.8°C
Weather condition: Dry

Saturday 20.6.2015 10:05

**started : 55** **classified : 55** **not classified : 0**

| | Nr. | Drivers | Team | Lap | Best Time | Gap | Diff | Kph | Day Time |
|---|---|---|---|---|---|---|---|---|---|
| | Cl. | Car | Entrant | | | | | | |
| **51** | 48 | **Soenen**/van Glabeke/Lanting | **AF Corse** | 5 | **2:09.390** | 11.871 | 3.305 | 161,1 | 10:22:46 |
| | AM | Ferrari 458 Italia | AF Corse | | | | | | |
| **52** | 70 | **Karachev**/Vasilyev/Asmer | **GT Russian Team Viatti** | 3 | **2:12.509** | 14.990 | 3.119 | 157,3 | 10:18:46 |
| | PAM | Mercedes SLS AMG GT3 | GT Russian Team Viatti | | | | | | |
| **53** | 32 | **Wilson**/Leonard/Meadows | **Leonard Motorsport AMR** | 3 | **2:13.817** | 16.298 | 1.308 | 155,8 | 10:19:06 |
| | PAM | Aston Martin Vantage GT3 | Aston Martin Racing | | | | | | |
| **54** | 14 | **Frey**/Gardel/Barth | **Emil Frey Racing** | 3 | **2:35.942** | 38.423 | 22.125 | 133,7 | 10:21:22 |
| | PAM | Emil Frey G3 Jaguar | Emil Frey Racing | | | | | | |
| | 84 | Primat/Parisy/Abril | **Bentley Team HTP** | 0 | | | | | |
| | PRO | Bentley Continental GT3 | Bentley Team HTP | | | | | | |

**Subject to final scrutineering!**

Publications Time: Clerk of the course: Time Keeping:

# Blancpain Endurance Series

## Result List - Class Qualifying 1

Provisional

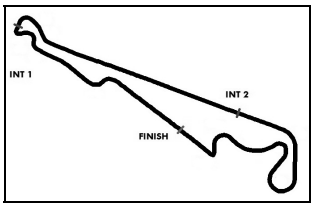


Circuit Paul Ricard Short, Length: 5791 m
Air temperature: 25.2°C
Track temperature: 24.9°C
Weather condition: Dry

Saturday 20.6.2015 10:05

**started : 55** **classified : 55** **not classified : 0**

| | Nr. | Drivers / Car | Team / Competitor | Lap | Best Time | Gap | Diff | Kph | Day Time |
|---|---|---|---|---|---|---|---|---|---|
| **CLASS: AM CUP** | | | | | | | | | |
| **Started: 10** | | **Classified: 10** | **Not Classified: 0** | | | | | | |
| 1 | 10 | **Beaubelique**/Ricci/Giauque<br>Ferrari 458 Italia | **Akka ASP**<br>Akka ASP | 3 | **2:00.886** | | | 172,5 | 10:19:14 |
| 2 | 24 | **Loggie**/Simonsen/Westwood<br>Audi R8 LMS Ultra | **Team Parker Racing**<br>Team Parker Racing LTD | 4 | **2:01.652** | 0.766 | 0.766 | 171,4 | 10:21:49 |
| 3 | 56 | **Häring**/Konstantinou/Schmickler<br>Porsche 997 GT3 R | **Attempto Racing**<br>Attempto Racing | 4 | **2:02.604** | 1.718 | 0.952 | 170,0 | 10:21:48 |
| 4 | 25 | **Mancini**/Birzhin/Mastronardi<br>Ferrari 458 Italia | **Glorax Racing**<br>Glorax Racing Suisse | 5 | **2:02.822** | 1.936 | 0.218 | 169,7 | 10:21:10 |
| 5 | 111 | Earle/Zanuttini/Talbot<br>Ferrari 458 Italia | **Kessel Racing**<br>Kessel Racing | 4 | **2:02.862** | 1.976 | 0.040 | 169,7 | 10:21:31 |
| 6 | 42 | **Debs**/Mardini/Mislin<br>Ferrari 458 Italia | **Sport Garage**<br>Sport Garage | 5 | **2:03.947** | 3.061 | 1.085 | 168,2 | 10:21:57 |
| 7 | 28 | **Bordet**/Viron/Orgeval<br>Porsche 997 GT3 R | **Delahaye Racing Team**<br>Pierre Etienne Bordet | 4 | **2:04.469** | 3.583 | 0.522 | 167,5 | 10:19:32 |
| 8 | 49 | **Blank**/Bachelier/Mallegol<br>Ferrari 458 Italia | **AF Corse**<br>AF Corse | 4 | **2:04.755** | 3.869 | 0.286 | 167,1 | 10:21:48 |
| 9 | 36 | **Lallemant**/Buffin/Cabannes<br>Audi R8 LMS Ultra | **Sainteloc**<br>Sainteloc Junior Team | 4 | **2:05.894** | 5.008 | 1.139 | 165,6 | 10:19:09 |
| 10 | 48 | **Soenen**/van Glabeke/Lanting<br>Ferrari 458 Italia | **AF Corse**<br>AF Corse | 5 | **2:09.390** | 8.504 | 3.496 | 161,1 | 10:22:46 |
| **CLASS: PRO-AM CUP** | | | | | | | | | |
| **Started: 18** | | **Classified: 18** | **Not Classified: 0** | | | | | | |
| 1 | 22 | **Paletou**/Sanchez/Shulzhitskiy<br>Nissan GT-R Nismo GT3 | **Nissan GT Academy Team RJN**<br>Nissan GT Academy Team RJN | 4 | **1:57.519** | | | 177,4 | 10:18:39 |
| 2 | 11 | **Broniszewski**/Bonacini/Lyons<br>Ferrari 458 Italia | **Kessel Racing**<br>Kessel Racing | 5 | **1:59.258** | 1.739 | 1.739 | 174,8 | 10:20:44 |
| 3 | 79 | **Modell**/McCaig/Bryant<br>BMW Z4 | **Ecurie Ecosse**<br>Alasdair McCaig | 5 | **1:59.831** | 2.312 | 0.573 | 174,0 | 10:21:21 |
| 4 | 51 | **Guedes**/Cameron/Griffin<br>Ferrari 458 Italia | **AF Corse**<br>AF Corse | 3 | **1:59.835** | 2.316 | 0.004 | 174,0 | 10:20:14 |
| 5 | 888 | **Ratcliffe**/Mowle/Osborne<br>BMW Z4 | **Triple 888 Racing**<br>Triple 888 Racing | 5 | **2:00.043** | 2.524 | 0.208 | 173,7 | 10:20:57 |
| 6 | 4 | **Koebolt**/Bottemanne/Schothorst<br>Audi R8 LMS Ultra | **Team WRT**<br>Team WRT | 5 | **2:00.217** | 2.698 | 0.174 | 173,4 | 10:22:19 |
| 7 | 12 | **Dermont**/Hassid/Perera<br>BMW Z4 | **TDS Racing**<br>TDS Racing | 4 | **2:01.506** | 3.987 | 1.289 | 171,6 | 10:20:30 |
| 8 | 41 | **Vannelet**/Santamato/Guibbert<br>Ferrari 458 Italia | **Sport Garage**<br>Gilles Vannelet | 4 | **2:01.571** | 4.052 | 0.065 | 171,5 | 10:21:01 |
| 9 | 30 | **Hirschi**/Kelders/Hirschi<br>BMW Z4 | **Classic & Modern Racing**<br>Pierre Hirschi | 5 | **2:02.210** | 4.691 | 0.639 | 170,6 | 10:21:37 |
| 10 | 53 | **Perazzini**/Potolicchio/Cioci<br>Ferrari 458 Italia | **AF Corse**<br>AF Corse | 5 | **2:02.414** | 4.895 | 0.204 | 170,3 | 10:21:29 |
| 11 | 55 | **Gitlin**/Chukanov/Ramos<br>McLaren 650 S GT3 | **Attempto Racing**<br>Attempto Racing | 3 | **2:03.001** | 5.482 | 0.587 | 169,5 | 10:20:07 |
| 12 | 18 | **Morley**/Johnston/Engel<br>Mercedes SLS AMG GT3 | **Black Falcon**<br>Black Falcon | 4 | **2:03.004** | 5.485 | 0.003 | 169,5 | 10:19:34 |
| 13 | 100 | **Kemenater**/Hedman/Julian<br>Ferrari 458 Italia | **DragonSpeed**<br>DragonSpeed | 4 | **2:03.179** | 5.660 | 0.175 | 169,2 | 10:19:19 |

# Blancpain Endurance Series

## Result List - Class Qualifying 1

Provisional

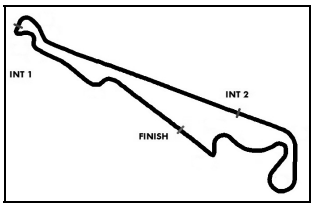


Circuit Paul Ricard Short, Length: 5791 m
Air temperature: 25.2°C
Track temperature: 24.9°C
Weather condition: Dry

Saturday 20.6.2015 10:05

**started : 55 classified : 55 not classified : 0**

| | Nr. | Drivers / Car | Team / Competitor | Lap | Best Time | Gap | Diff | Kph | Day Time |
|---|---|---|---|---|---|---|---|---|---|
| 14 | 34 | **Schmidt**/Ehret/van der Zande<br>Mercedes SLS AMG GT3 | **Car Collection Motorsport**<br>Car Collection Motorsport | 4 | **2:03.214** | 5.695 | 0.035 | 169,2 | 10:18:30 |
| 15 | 54 | **Yazbil**/Borches/Alvarez<br>McLaren 650 S GT3 | **Attempto Racing**<br>Attempto Racing | 3 | **2:06.085** | 8.566 | 2.871 | 165,3 | 10:19:39 |
| 16 | 70 | **Karachev**/Vasilyev/Asmer<br>Mercedes SLS AMG GT3 | **GT Russian Team Viatti**<br>GT Russian Team Viatti | 3 | **2:12.509** | 14.990 | 6.424 | 157,3 | 10:18:46 |
| 17 | 32 | **Wilson**/Leonard/Meadows<br>Aston Martin Vantage GT3 | **Leonard Motorsport AMR**<br>Aston Martin Racing | 3 | **2:13.817** | 16.298 | 1.308 | 155,8 | 10:19:06 |
| 18 | 14 | **Frey**/Gardel/Barth<br>Emil Frey G3 Jaguar | **Emil Frey Racing**<br>Emil Frey Racing | 3 | **2:35.942** | 38.423 | 22.125 | 133,7 | 10:21:22 |

**CLASS: PRO CUP**

**Started: 27 Classified: 27 Not Classified: 0**

| | | | | | | | | | |
|---|---|---|---|---|---|---|---|---|---|
| 1 | 23 | **Reip**/Buncombe/Chiyo<br>Nissan GT-R Nismo GT3 | **Nissan GT Academy Team RJN**<br>Nissan GT Academy Team RJN | 5 | **1:57.755** | | | 177,0 | 10:20:09 |
| 2 | 58 | **Lapierre**/Bell/Estre<br>McLaren 650 S GT3 | **Von Ryan Racing**<br>Von Ryan Racing | 3 | **1:58.467** | 0.712 | 0.712 | 176,0 | 10:18:20 |
| 3 | 20 | **Vautier**/Moullin Traffort/Pier Guidi<br>Ferrari 458 Italia | **Akka ASP**<br>Akka ASP | 4 | **1:58.579** | 0.824 | 0.112 | 175,8 | 10:18:43 |
| 4 | 99 | **Juncadella**/Bastian/Dusseldorp<br>Mercedes SLS AMG GT3 | **ROWE Racing**<br>ROWE Racing | 4 | **1:58.606** | 0.851 | 0.027 | 175,8 | 10:18:13 |
| 5 | 1 | **Rast**/Rockenfeller/Vanthoor<br>Audi R8 LMS | **Belgian Audi Club Team WRT**<br>Belgian Audi Club Team WRT | 5 | **1:58.874** | 1.119 | 0.268 | 175,4 | 10:20:11 |
| 6 | 9 | **Zanardi**/Spengler/Glock<br>BMW Z4 | **ROAL Motorsport**<br>ROAL Motorsport | 4 | **1:59.224** | 1.469 | 0.350 | 174,9 | 10:19:11 |
| 7 | 73 | **Walkinshaw**/Plowman/Dolby<br>Nissan GT-R Nismo GT3 | **MRS GT Racing**<br>MRS GT Racing | 6 | **1:59.249** | 1.494 | 0.025 | 174,8 | 10:22:23 |
| 8 | 2 | **Frijns**/Müller/Vernay<br>Audi R8 LMS Ultra | **Belgian Audi Club Team WRT**<br>Belgian Audi Club Team WRT | 3 | **1:59.410** | 1.655 | 0.161 | 174,6 | 10:18:18 |
| 9 | 21 | **Al Faisal**/Haupt/Buurman<br>Mercedes SLS AMG GT3 | **Black Falcon**<br>Black Falcon | 5 | **1:59.439** | 1.684 | 0.029 | 174,5 | 10:20:34 |
| 10 | 59 | **Senna**/Quaife Hobbs/Parente<br>McLaren 650 S GT3 | **Von Ryan Racing**<br>Von Ryan Racing | 4 | **1:59.770** | 2.015 | 0.331 | 174,1 | 10:18:26 |
| 11 | 75 | **Salaquarda**/Bonanomi/Vervisch<br>Audi R8 LMS Ultra | **ISR**<br>ISR | 4 | **1:59.803** | 2.048 | 0.033 | 174,0 | 10:18:32 |
| 12 | 44 | **Al Harthy**/Lloyd/Adam<br>Aston Martin Vantage GT3 | **Oman Racing Team**<br>Oman Racing Team | 3 | **1:59.845** | 2.090 | 0.042 | 174,0 | 10:19:55 |
| 13 | 98 | **Dontje**/Sylvest/Jäger<br>Mercedes SLS AMG GT3 | **ROWE Racing**<br>ROWE Racing | 4 | **1:59.874** | 2.119 | 0.029 | 173,9 | 10:18:16 |
| 14 | 7 | **Smith**/Meyrick/Kane<br>Bentley Continental GT3 | **Bentley M-Sport**<br>Bentley Team M-Sport | 4 | **1:59.876** | 2.121 | 0.002 | 173,9 | 10:18:37 |
| 15 | 77 | **Abreu**/Fraga/Jimenez<br>BMW Z4 | **BMW Sports Trophy Team Brasil**<br>BMW Sports Trophy Team Brasil | 3 | **1:59.925** | 2.170 | 0.049 | 173,8 | 10:22:12 |
| 16 | 35 | **Tambay**/Mortara/Guilvert<br>Audi R8 LMS Ultra | **Sainteloc**<br>Sainteloc Junior Team | 5 | **1:59.990** | 2.235 | 0.065 | 173,7 | 10:20:49 |
| 17 | 3 | **Richelmi**/Stippler/Ortelli<br>Audi R8 LMS Ultra | **Belgian Audi Club Team WRT**<br>Belgian Audi Club Team WRT | 5 | **2:00.036** | 2.281 | 0.046 | 173,7 | 10:22:19 |
| 18 | 5 | **Fässler**/Mies/Haase<br>Audi R8 LMS | **Phoenix Racing**<br>Phoenix Racing | 4 | **2:00.076** | 2.321 | 0.040 | 173,6 | 10:18:25 |
| 19 | 33 | **Heyer**/Toril/Seyffarth<br>Mercedes SLS AMG GT3 | **Car Collection Motorsport**<br>Car Collection Motorsport | 5 | **2:00.097** | 2.342 | 0.021 | 173,6 | 10:20:25 |

# Blancpain Endurance Series

## Result List - Class Qualifying 1

**Provisional**

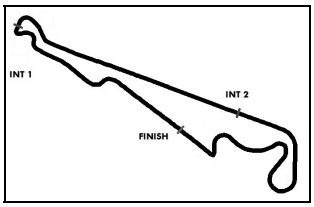


**Circuit Paul Ricard Short, Length: 5791 m**
**Air temperature: 25.2°C**
**Track temperature: 24.9°C**
**Weather condition: Dry**

**Saturday 20.6.2015 10:05**

**started : 55 classified : 55 not classified : 0**

| | Nr. | Drivers / Car | Team / Competitor | Lap | Best Time | Gap | Diff | Kph | Day Time |
|---|---|---|---|---|---|---|---|---|---|
| **20** | 8 | **Buhk**/Soulet/Soucek<br>Bentley Continental GT3 | **Bentley M-Sport**<br>Bentley Team M-Sport | 4 | **2:00.695** | 2.940 | 0.598 | 172,7 | 10:18:31 |
| **21** | 6 | **Lee**/Thong/Winkelhock<br>Audi R8 LMS Ultra | **Phoenix Racing**<br>Phoenix Racing | 4 | **2:00.868** | 3.113 | 0.173 | 172,5 | 10:19:11 |
| **22** | 63 | **Venturini**/Zaugg/Bortolotti<br>Lamborghini Huracan | **GRT Grasser Racing Team**<br>GRT Grasser Racing Team | 4 | **2:00.876** | 3.121 | 0.008 | 172,5 | 10:20:56 |
| **23** | 333 | **Salikhov**/Seefried/Siedler<br>Ferrari 458 Italia | **Rinaldi Racing**<br>Rinaldi Racing | 4 | **2:01.481** | 3.726 | 0.605 | 171,6 | 10:20:03 |
| **24** | 19 | **Palmer**/Babini/Mul<br>Lamborghini Huracan | **GRT Grasser Racing Team**<br>GRT Grasser Racing Team | 4 | **2:02.484** | 4.729 | 1.003 | 170,2 | 10:19:17 |
| **25** | 66 | **Parrow**/Schwager/Kaffer<br>Ferrari 458 Italia | **Black Pearl Racing by Rinaldi**<br>Black Pearl Racing by Rinaldi | 3 | **2:02.696** | 4.941 | 0.212 | 169,9 | 10:20:08 |
| **26** | 46 | **Paltalla**/Luhr/Martin<br>BMW Z4 | **BMW Sports Trophy Team Marc VDS**<br>BMW Sports Trophy Team Marc VDS | 3 | **2:05.899** | 8.144 | 3.203 | 165,6 | 10:19:11 |
| | 84 | Primat/Parisy/Abril<br>Bentley Continental GT3 | **Bentley Team HTP**<br>Bentley Team HTP | 0 | | | | | |

**Subject to final scrutineering!**

Publications Time: Clerk of the course: Time Keeping:

# Blancpain Endurance Series

## Lap analysis Qualifying 1

Provisional

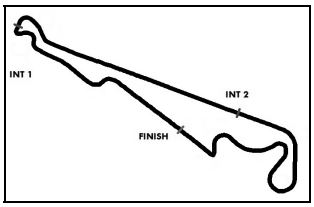


Circuit Paul Ricard Short, Length: 5791 m
Air temperature: 25.3°C
Track temperature: 24.9°C
Weather condition: Dry

Saturday 20.6.2015 10:05

# Lap analysis: Qualifying 1

### 1 Rast, DEU/ Rockenfeller, DEU/ Vanthoor, BEL , — theoretical besttime: 1:58.431

| Lap | Time | SE1 | SP1 | SE2 | SP2 | SE3 | SP3 | Lap | Time | SE1 | SP1 | SE2 | SP2 | SE3 | SP3 |
|---|---|---|---|---|---|---|---|---|---|---|---|---|---|---|---|
| 1 | 2:11.435 | 43.663 | 90 | 31.183 | 268 | 56.589 | | 4 | 1:59.489 | 36.148 | 99 | 30.644 | 273 | 52.697 | |
| 2 | 2:33.802 | 35.873 | ***103*** | 30.471 | ***274*** | 1:27.458 | | 5 | ***1:58.874*** | 35.794 | 103 | 30.550 | 273 | ***52.530*** | |
| 3 | 6:27.921 | 5:02.394 | 102 | 30.905 | 269 | 54.622 | | 6 | 2:13.705 | ***35.456*** | 102 | ***30.445*** | ***274*** | 1:07.804 | |

### 2 Frijns, NLD/ Müller, DEU/ Vernay, FRA , — theoretical besttime: 1:59.410

| Lap | Time | SE1 | SP1 | SE2 | SP2 | SE3 | SP3 | Lap | Time | SE1 | SP1 | SE2 | SP2 | SE3 | SP3 |
|---|---|---|---|---|---|---|---|---|---|---|---|---|---|---|---|
| 1 | 4:20.120 | 2:27.638 | 98 | 31.629 | 265 | 1:20.853 | | 4 | 2:02.352 | 36.780 | ***105*** | 30.589 | ***273*** | 54.983 | |
| 2 | 6:59.367 | 5:31.816 | 103 | 31.209 | 267 | 56.342 | | 5 | 2:00.851 | 36.535 | 102 | 30.745 | 268 | 53.571 | |
| 3 | ***1:59.410*** | ***35.805*** | 103 | ***30.549*** | 271 | ***53.056*** | | 6 | 2:37.767 | 35.893 | 102 | 39.418 | 190 | 1:22.456 | |

### 3 Richelmi, MCO/ Stippler, DEU/ Ortelli, MCO , — theoretical besttime: 1:59.904

| Lap | Time | SE1 | SP1 | SE2 | SP2 | SE3 | SP3 | Lap | Time | SE1 | SP1 | SE2 | SP2 | SE3 | SP3 |
|---|---|---|---|---|---|---|---|---|---|---|---|---|---|---|---|
| 1 | 4:46.965 | 2:45.963 | 100 | 31.960 | 262 | 1:29.042 | | 4 | 2:01.170 | 36.239 | 101 | ***30.666*** | 269 | 54.265 | |
| 2 | 6:29.377 | 4:59.408 | 96 | 32.592 | 262 | 57.377 | | 5 | ***2:00.036*** | ***36.027*** | ***102*** | 30.798 | 267 | ***53.211*** | |
| 3 | 2:01.647 | 37.092 | 102 | 30.767 | ***270*** | 53.788 | | 6 | 2:35.946 | 36.563 | 99 | 39.444 | 201 | 1:19.939 | |

### 4 Koebolt, NLD/ Bottemanne, FRA/ Schothorst, NLD , — theoretical besttime: 2:00.058

| Lap | Time | SE1 | SP1 | SE2 | SP2 | SE3 | SP3 | Lap | Time | SE1 | SP1 | SE2 | SP2 | SE3 | SP3 |
|---|---|---|---|---|---|---|---|---|---|---|---|---|---|---|---|
| 1 | 4:18.654 | 2:25.582 | 97 | 31.683 | 264 | 1:21.389 | | 4 | 2:01.363 | 37.032 | ***104*** | 30.668 | ***272*** | 53.663 | |
| 2 | 6:58.679 | 5:31.658 | 98 | 31.295 | 266 | 55.726 | | 5 | ***2:00.217*** | ***36.356*** | 102 | 30.678 | 271 | ***53.183*** | |
| 3 | 2:00.893 | 36.668 | 104 | ***30.519*** | ***272*** | 53.706 | | 6 | 2:38.229 | 36.463 | 101 | 40.460 | 193 | 1:21.306 | |

### 5 Fässler, CHE/ Mies, DEU/ Haase, DEU , — theoretical besttime: 1:59.906

| Lap | Time | SE1 | SP1 | SE2 | SP2 | SE3 | SP3 | Lap | Time | SE1 | SP1 | SE2 | SP2 | SE3 | SP3 |
|---|---|---|---|---|---|---|---|---|---|---|---|---|---|---|---|
| 1 | 2:25.330 | 57.298 | 98 | 30.854 | 272 | 57.178 | | 4 | ***2:00.076*** | ***35.776*** | ***100*** | 30.718 | ***277*** | ***53.582*** | |
| 2 | 2:37.473 | 36.212 | 96 | 30.792 | 273 | 1:30.469 | | 5 | 2:10.751 | 37.428 | 100 | ***30.548*** | ***277*** | 1:02.775 | |
| 3 | 6:22.980 | 4:54.389 | 95 | 30.882 | 271 | 57.709 | | | | | | | | | |

### 6 Lee, CHN/ Thong, CHN/ Winkelhock, DEU , — theoretical besttime: 2:00.347

| Lap | Time | SE1 | SP1 | SE2 | SP2 | SE3 | SP3 | Lap | Time | SE1 | SP1 | SE2 | SP2 | SE3 | SP3 |
|---|---|---|---|---|---|---|---|---|---|---|---|---|---|---|---|
| 1 | 3:18.074 | 1:46.113 | 97 | 34.045 | 260 | 57.916 | | 4 | ***2:00.868*** | 36.408 | 96 | 30.961 | 269 | ***53.499*** | |
| 2 | 3:17.433 | 40.599 | 96 | 38.990 | 194 | 1:57.844 | | 5 | 2:09.127 | 37.221 | 89 | 35.729 | 238 | 56.177 | |
| 3 | 5:35.237 | 4:04.828 | 96 | 32.226 | 265 | 58.183 | | 6 | 2:22.937 | ***36.010*** | ***97*** | ***30.838*** | ***269*** | 1:16.089 | |

### 7 Smith, GBR/ Meyrick, GBR/ Kane, GBR , — theoretical besttime: 1:59.876

| Lap | Time | SE1 | SP1 | SE2 | SP2 | SE3 | SP3 | Lap | Time | SE1 | SP1 | SE2 | SP2 | SE3 | SP3 |
|---|---|---|---|---|---|---|---|---|---|---|---|---|---|---|---|
| 1 | 2:32.437 | 1:02.016 | 94 | 31.288 | 271 | 59.133 | | 4 | ***1:59.876*** | ***35.916*** | ***98*** | ***30.648*** | ***274*** | ***53.312*** | |
| 2 | 3:03.248 | 36.794 | 89 | 36.381 | 184 | 1:50.073 | | 5 | 2:13.734 | 36.701 | 94 | 31.591 | 270 | 1:05.442 | |
| 3 | 6:01.730 | 4:35.832 | 91 | 30.997 | 271 | 54.901 | | | | | | | | | |

### 8 Buhk, DEU/ Soulet, BEL/ Soucek, ESP , — theoretical besttime: 2:00.558

| Lap | Time | SE1 | SP1 | SE2 | SP2 | SE3 | SP3 | Lap | Time | SE1 | SP1 | SE2 | SP2 | SE3 | SP3 |
|---|---|---|---|---|---|---|---|---|---|---|---|---|---|---|---|
| 1 | 2:45.682 | 1:19.615 | 94 | 31.144 | 271 | 54.923 | | 4 | ***2:00.695*** | 36.560 | 92 | ***30.494*** | ***275*** | ***53.641*** | |
| 2 | 3:04.660 | ***36.423*** | 94 | 37.093 | 185 | 1:51.144 | | 5 | 2:21.016 | 39.809 | ***95*** | 35.223 | 261 | 1:05.984 | |
| 3 | 5:41.007 | 4:11.587 | 91 | 31.593 | 267 | 57.827 | | | | | | | | | |

### 9 Zanardi, ITA/ Spengler, CAN/ Glock, DEU , — theoretical besttime: 1:59.224

| Lap | Time | SE1 | SP1 | SE2 | SP2 | SE3 | SP3 | Lap | Time | SE1 | SP1 | SE2 | SP2 | SE3 | SP3 |
|---|---|---|---|---|---|---|---|---|---|---|---|---|---|---|---|
| 1 | 3:21.162 | 1:51.001 | 88 | 32.426 | 267 | 57.735 | | 4 | ***1:59.224*** | ***35.466*** | 95 | ***30.560*** | ***273*** | ***53.198*** | |
| 2 | 3:18.517 | 39.360 | 78 | 38.709 | 186 | 2:00.448 | | 5 | 2:16.507 | 38.140 | 94 | 32.994 | 252 | 1:05.373 | |
| 3 | 5:33.150 | 4:06.475 | ***98*** | 30.840 | 269 | 55.835 | | | | | | | | | |

### 10 Beaubelique, FRA/ Ricci, FRA/ Giauque, FRA , — theoretical besttime: 2:00.527

| Lap | Time | SE1 | SP1 | SE2 | SP2 | SE3 | SP3 | Lap | Time | SE1 | SP1 | SE2 | SP2 | SE3 | SP3 |
|---|---|---|---|---|---|---|---|---|---|---|---|---|---|---|---|
| 1 | 4:10.593 | 2:13.508 | 93 | 31.966 | 273 | 1:25.119 | | 4 | 2:02.409 | ***36.438*** | ***106*** | ***30.379*** | ***278*** | 55.592 | |
| 2 | 8:03.021 | 6:35.214 | 95 | 30.958 | 273 | 56.849 | | 5 | 2:17.744 | 37.125 | 99 | 30.515 | 276 | 1:10.104 | |
| 3 | ***2:00.886*** | 36.560 | 96 | 30.616 | 276 | ***53.710*** | | | | | | | | | |

# Blancpain Endurance Series

## Lap analysis Qualifying 1

Provisional

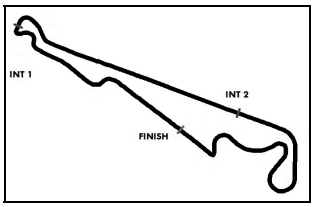


Circuit Paul Ricard Short, Length: 5791 m
Air temperature: 25.3°C
Track temperature: 24.9°C
Weather condition: Dry

Saturday 20.6.2015 10:05

# Lap analysis: Qualifying 1

### 11 Broniszewski, POL/ Bonacini, ITA/ Lyons, GBR , — theoretical besttime: 1:59.130

| Lap | Time | SE1 | SP1 | SE2 | SP2 | SE3 | SP3 | Lap | Time | SE1 | SP1 | SE2 | SP2 | SE3 | SP3 |
|---|---|---|---|---|---|---|---|---|---|---|---|---|---|---|---|
| 1 | 3:05.718 | 1:35.475 | 98 | 31.401 | ***280*** | 58.842 | | 4 | 1:59.462 | 36.034 | 101 | 30.013 | 279 | ***53.415*** | |
| 2 | 3:09.654 | 38.284 | 86 | 40.347 | 193 | 1:51.023 | | 5 | ***1:59.258*** | ***35.739*** | ***102*** | 30.053 | 279 | 53.466 | |
| 3 | 5:30.905 | 4:01.055 | 101 | 31.341 | 255 | 58.509 | | 6 | 2:12.367 | 36.062 | 100 | ***29.976*** | 278 | 1:06.329 | |

### 12 Dermont, FRA/ Hassid, FRA/ Perera, FRA , — theoretical besttime: 2:01.151

| Lap | Time | SE1 | SP1 | SE2 | SP2 | SE3 | SP3 | Lap | Time | SE1 | SP1 | SE2 | SP2 | SE3 | SP3 |
|---|---|---|---|---|---|---|---|---|---|---|---|---|---|---|---|
| 1 | 4:24.359 | 2:29.786 | 93 | 34.232 | 248 | 1:20.341 | | 4 | ***2:01.506*** | 36.629 | 99 | 30.772 | ***273*** | ***54.105*** | |
| 2 | 6:58.889 | 5:28.929 | 95 | 31.535 | 260 | 58.425 | | 5 | 2:01.580 | ***36.332*** | ***99*** | ***30.714*** | 272 | 54.534 | |
| 3 | 2:05.451 | 37.299 | 89 | 33.599 | 271 | 54.553 | | 6 | 2:43.149 | 37.977 | 79 | 41.258 | 179 | 1:23.914 | |

### 14 Frey, CHE/ Gardel, CHE/ Barth, CHE , — theoretical besttime: 2:11.956

| Lap | Time | SE1 | SP1 | SE2 | SP2 | SE3 | SP3 | Lap | Time | SE1 | SP1 | SE2 | SP2 | SE3 | SP3 |
|---|---|---|---|---|---|---|---|---|---|---|---|---|---|---|---|
| 1 | 2:49.608 | 1:18.063 | 102 | 33.897 | 262 | 57.648 | | 3 | ***2:35.942*** | 59.111 | 96 | 31.615 | 271 | ***1:05.216*** | |
| 2 | 10:57.500 | ***36.291*** | ***105*** | 35.079 | 195 | 9:46.130 | | 4 | | 36.577 | 102 | ***30.449*** | ***274*** | | |

### 18 Morley, GBR/ Johnston, USA/ Engel, DEU , — theoretical besttime: 2:03.004

| Lap | Time | SE1 | SP1 | SE2 | SP2 | SE3 | SP3 | Lap | Time | SE1 | SP1 | SE2 | SP2 | SE3 | SP3 |
|---|---|---|---|---|---|---|---|---|---|---|---|---|---|---|---|
| 1 | 3:26.207 | 1:30.950 | 88 | 46.860 | 169 | 1:08.397 | | 4 | ***2:03.004*** | ***36.233*** | ***100*** | ***30.580*** | ***278*** | ***56.191*** | |
| 2 | 3:32.692 | 49.349 | 95 | 57.468 | 169 | 1:45.875 | | 5 | 2:45.432 | 42.103 | 88 | 42.658 | 193 | 1:20.671 | |
| 3 | 5:32.335 | 4:03.725 | 97 | 31.213 | 276 | 57.397 | | | | | | | | | |

### 19 Palmer, USA/ Babini, ITA/ Mul, NLD , — theoretical besttime: 2:00.567

| Lap | Time | SE1 | SP1 | SE2 | SP2 | SE3 | SP3 | Lap | Time | SE1 | SP1 | SE2 | SP2 | SE3 | SP3 |
|---|---|---|---|---|---|---|---|---|---|---|---|---|---|---|---|
| 1 | 3:22.528 | 1:40.854 | 100 | 39.902 | 224 | 1:01.772 | | 4 | ***2:02.484*** | 37.229 | 103 | 30.575 | ***281*** | ***54.680*** | |
| 2 | 3:18.829 | 43.122 | 101 | 44.136 | 226 | 1:51.571 | | 5 | 2:09.952 | 41.253 | 93 | 31.503 | 273 | 57.196 | |
| 3 | 5:34.083 | 4:06.254 | 101 | 31.920 | 260 | 55.909 | | 6 | 2:17.288 | ***35.724*** | ***105*** | ***30.163*** | 280 | 1:11.401 | |

### 20 Vautier, FRA/ Moullin Traffort, FRA/ Pier Guidi, ITA , — theoretical besttime: 1:58.245

| Lap | Time | SE1 | SP1 | SE2 | SP2 | SE3 | SP3 | Lap | Time | SE1 | SP1 | SE2 | SP2 | SE3 | SP3 |
|---|---|---|---|---|---|---|---|---|---|---|---|---|---|---|---|
| 1 | 3:03.936 | 1:34.680 | 91 | 31.488 | 277 | 57.768 | | 4 | ***1:58.579*** | 35.772 | 99 | ***30.032*** | ***278*** | ***52.775*** | |
| 2 | 3:09.716 | 38.288 | 78 | 40.674 | 179 | 1:50.754 | | 5 | 2:15.471 | ***35.438*** | ***100*** | ***30.032*** | 278 | 1:10.001 | |
| 3 | 5:31.119 | 4:01.331 | 96 | 31.339 | 259 | 58.449 | | | | | | | | | |

### 21 Al Faisal, SAU/ Haupt, DEU/ Buurman, NLD , — theoretical besttime: 1:59.347

| Lap | Time | SE1 | SP1 | SE2 | SP2 | SE3 | SP3 | Lap | Time | SE1 | SP1 | SE2 | SP2 | SE3 | SP3 |
|---|---|---|---|---|---|---|---|---|---|---|---|---|---|---|---|
| 1 | 3:00.198 | 1:27.493 | 92 | 35.969 | 264 | 56.736 | | 4 | 2:00.048 | 36.420 | ***101*** | 30.424 | ***278*** | ***53.204*** | |
| 2 | 3:09.755 | 36.491 | 101 | 35.587 | 230 | 1:57.677 | | 5 | ***1:59.439*** | ***35.828*** | 99 | ***30.315*** | 278 | 53.296 | |
| 3 | 5:25.432 | 4:00.293 | 100 | 30.911 | 275 | 54.228 | | 6 | 2:14.407 | 37.876 | 93 | 30.743 | 276 | 1:05.788 | |

### 22 Paletou, FRA/ Sanchez, MEX/ Shulzhitskiy, RUS , — theoretical besttime: 1:57.282

| Lap | Time | SE1 | SP1 | SE2 | SP2 | SE3 | SP3 | Lap | Time | SE1 | SP1 | SE2 | SP2 | SE3 | SP3 |
|---|---|---|---|---|---|---|---|---|---|---|---|---|---|---|---|
| 1 | 2:29.975 | 1:01.478 | 92 | 30.831 | 263 | 57.666 | | 4 | ***1:57.519*** | 35.494 | 97 | ***29.865*** | ***278*** | ***52.160*** | |
| 2 | 3:41.708 | 35.727 | 101 | 30.857 | 207 | 2:35.124 | | 5 | 1:57.756 | ***35.257*** | ***102*** | 30.036 | 278 | 52.463 | |
| 3 | 5:30.121 | 4:02.348 | 96 | 31.066 | 262 | 56.707 | | 6 | | 37.013 | 98 | 31.185 | 258 | | |

### 23 Reip, BEL/ Buncombe, GBR/ Chiyo, JPN , — theoretical besttime: 1:57.710

| Lap | Time | SE1 | SP1 | SE2 | SP2 | SE3 | SP3 | Lap | Time | SE1 | SP1 | SE2 | SP2 | SE3 | SP3 |
|---|---|---|---|---|---|---|---|---|---|---|---|---|---|---|---|
| 1 | 2:18.212 | 48.741 | 93 | 31.483 | 274 | 57.988 | | 4 | 2:01.672 | 35.875 | 95 | ***29.875*** | ***281*** | 55.922 | |
| 2 | 2:32.219 | 35.650 | 96 | 30.234 | 278 | 1:26.335 | | 5 | ***1:57.755*** | ***35.317*** | ***98*** | 29.920 | 281 | ***52.518*** | |
| 3 | 6:19.609 | 4:50.707 | 93 | 32.875 | 261 | 56.027 | | 6 | | 39.737 | 94 | 30.275 | 280 | | |

### 24 Loggie, GBR/ Simonsen, DNK/ Westwood, GBR , — theoretical besttime: 2:01.612

| Lap | Time | SE1 | SP1 | SE2 | SP2 | SE3 | SP3 | Lap | Time | SE1 | SP1 | SE2 | SP2 | SE3 | SP3 |
|---|---|---|---|---|---|---|---|---|---|---|---|---|---|---|---|
| 1 | 7:20.219 | 2:38.030 | 94 | 31.846 | 267 | 4:10.343 | | 4 | ***2:01.652*** | ***36.181*** | 96 | 30.863 | ***273*** | ***54.608*** | |
| 2 | 5:24.854 | 3:57.546 | ***97*** | 31.447 | 267 | 55.861 | | 5 | | 37.069 | 95 | ***30.823*** | 270 | | |
| 3 | 2:02.893 | 37.161 | 96 | 30.877 | 271 | 54.855 | | | | | | | | | |

### 25 Mancini, ITA/ Birzhin, RUS/ Mastronardi, ITA , — theoretical besttime: 2:01.373

| Lap | Time | SE1 | SP1 | SE2 | SP2 | SE3 | SP3 | Lap | Time | SE1 | SP1 | SE2 | SP2 | SE3 | SP3 |
|---|---|---|---|---|---|---|---|---|---|---|---|---|---|---|---|
| 1 | 3:12.562 | 1:39.493 | 87 | 35.637 | 231 | 57.432 | | 4 | 2:03.607 | 37.787 | 100 | 30.975 | 273 | 54.845 | |
| 2 | 3:20.856 | 43.174 | 78 | 38.623 | 206 | 1:59.059 | | 5 | ***2:02.822*** | 37.312 | 96 | 31.046 | 273 | ***54.464*** | |
| 3 | 5:30.987 | 4:03.289 | 99 | 31.104 | ***274*** | 56.594 | | 6 | | ***36.414*** | ***102*** | ***30.495*** | 273 | | |

# Blancpain Endurance Series

## Lap analysis Qualifying 1

Provisional

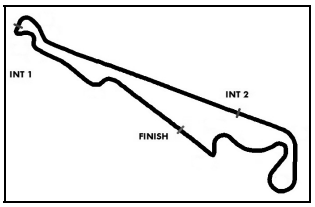


Circuit Paul Ricard Short, Length: 5791 m
Air temperature: 25.3°C
Track temperature: 24.9°C
Weather condition: Dry

Saturday 20.6.2015 10:05

# Lap analysis: Qualifying 1

**28** Bordet, FRA/ Viron, FRA/ Orgeval, FRA , **theoretical besttime: 2:03.752**

| Lap | Time | SE1 | SP1 | SE2 | SP2 | SE3 | SP3 | Lap | Time | SE1 | SP1 | SE2 | SP2 | SE3 | SP3 |
|---|---|---|---|---|---|---|---|---|---|---|---|---|---|---|---|
| 1 | 3:26.661 | 1:42.600 | 90 | 39.330 | 221 | 1:04.731 | | 4 | ***2:04.469*** | 37.894 | ***101*** | ***30.615*** | ***278*** | ***55.960*** | |
| 2 | 3:25.710 | 46.791 | 69 | 50.897 | 164 | 1:48.022 | | 5 | 2:04.512 | 37.358 | 96 | 30.922 | 278 | 56.232 | |
| 3 | 5:35.951 | 4:04.336 | 94 | 33.566 | 253 | 58.049 | | 6 | | ***37.177*** | 97 | 30.836 | 277 | | |

**30** Hirschi, CHE/ Kelders, BEL/ Hirschi, CHE , **theoretical besttime: 2:02.210**

| Lap | Time | SE1 | SP1 | SE2 | SP2 | SE3 | SP3 | Lap | Time | SE1 | SP1 | SE2 | SP2 | SE3 | SP3 |
|---|---|---|---|---|---|---|---|---|---|---|---|---|---|---|---|
| 1 | 3:31.887 | 2:03.064 | 97 | 32.408 | 264 | 56.415 | | 4 | 2:02.504 | 37.235 | ***105*** | 30.934 | 267 | 54.335 | |
| 2 | 3:31.006 | 49.459 | 83 | 54.713 | 159 | 1:46.834 | | 5 | ***2:02.210*** | ***37.157*** | 97 | ***30.837*** | 267 | ***54.216*** | |
| 3 | 5:30.090 | 4:02.789 | 100 | 31.547 | 265 | 55.754 | | 6 | | 37.233 | 102 | 30.976 | ***269*** | | |

**32** Wilson, GBR/ Leonard, GBR/ Meadows, GBR , **theoretical besttime: 2:11.746**

| Lap | Time | SE1 | SP1 | SE2 | SP2 | SE3 | SP3 | Lap | Time | SE1 | SP1 | SE2 | SP2 | SE3 | SP3 |
|---|---|---|---|---|---|---|---|---|---|---|---|---|---|---|---|
| 1 | 6:18.036 | 2:19.438 | ***97*** | 33.224 | ***249*** | 3:25.374 | | 3 | ***2:13.817*** | ***39.354*** | 95 | 34.554 | 219 | 59.909 | |
| 2 | 5:34.252 | 4:01.860 | 95 | ***33.296*** | 237 | ***59.096*** | | 4 | | 49.070 | 94 | 36.155 | 226 | | |

**33** Heyer, DEU/ Toril, ESP/ Seyffarth, DEU , **theoretical besttime: 1:59.994**

| Lap | Time | SE1 | SP1 | SE2 | SP2 | SE3 | SP3 | Lap | Time | SE1 | SP1 | SE2 | SP2 | SE3 | SP3 |
|---|---|---|---|---|---|---|---|---|---|---|---|---|---|---|---|
| 1 | 2:35.959 | 1:04.987 | 95 | 33.626 | 272 | 57.346 | | 5 | ***2:00.097*** | 35.907 | 103 | ***30.258*** | ***281*** | 53.932 | |
| 2 | 3:03.926 | 36.245 | ***105*** | 36.109 | 183 | 1:51.572 | | 6 | 2:00.456 | ***35.876*** | 102 | 30.276 | 281 | 54.304 | |
| 3 | 5:43.728 | 4:16.795 | 102 | 30.606 | 278 | 56.327 | | 7 | 2:42.536 | 36.447 | 104 | 38.327 | 177 | 1:27.762 | |
| 4 | 2:01.676 | 37.155 | 97 | 30.661 | 281 | ***53.860*** | | | | | | | | | |

**34** Schmidt, DEU/ Ehret, DEU/ van der Zande, NLD , **theoretical besttime: 2:03.025**

| Lap | Time | SE1 | SP1 | SE2 | SP2 | SE3 | SP3 | Lap | Time | SE1 | SP1 | SE2 | SP2 | SE3 | SP3 |
|---|---|---|---|---|---|---|---|---|---|---|---|---|---|---|---|
| 1 | 2:19.660 | 46.934 | 89 | 32.307 | 263 | 1:00.419 | | 5 | 2:03.481 | 37.181 | ***97*** | ***30.582*** | ***279*** | 55.718 | |
| 2 | 2:36.267 | 37.511 | 95 | 31.399 | 276 | 1:27.357 | | 6 | 2:03.986 | 37.520 | 96 | 30.780 | 278 | 55.686 | |
| 3 | 6:31.611 | 5:03.256 | 92 | 31.295 | 272 | 57.060 | | 7 | 3:00.658 | 39.061 | 79 | 39.851 | 196 | 1:41.746 | |
| 4 | ***2:03.214*** | ***37.103*** | 91 | 30.771 | 278 | ***55.340*** | | | | | | | | | |

**35** Tambay, FRA/ Mortara, ITA/ Guilvert, FRA , **theoretical besttime: 1:59.843**

| Lap | Time | SE1 | SP1 | SE2 | SP2 | SE3 | SP3 | Lap | Time | SE1 | SP1 | SE2 | SP2 | SE3 | SP3 |
|---|---|---|---|---|---|---|---|---|---|---|---|---|---|---|---|
| 1 | 3:14.498 | 1:47.150 | 93 | 31.442 | 271 | 55.906 | | 5 | ***1:59.990*** | 35.997 | 100 | ***30.560*** | ***273*** | ***53.433*** | |
| 2 | 3:08.370 | 37.179 | 86 | 38.317 | 215 | 1:52.874 | | 6 | 2:00.688 | ***35.850*** | 100 | 30.664 | 273 | 54.174 | |
| 3 | 5:26.928 | 4:01.370 | 97 | 31.066 | 271 | 54.492 | | 7 | | 38.895 | 81 | 36.613 | 227 | | |
| 4 | 2:00.271 | 36.031 | ***103*** | 30.666 | ***273*** | 53.574 | | | | | | | | | |

**36** Lallemant, FRA/ Buffin, FRA/ Cabannes, FRA , **theoretical besttime: 2:04.980**

| Lap | Time | SE1 | SP1 | SE2 | SP2 | SE3 | SP3 | Lap | Time | SE1 | SP1 | SE2 | SP2 | SE3 | SP3 |
|---|---|---|---|---|---|---|---|---|---|---|---|---|---|---|---|
| 1 | 2:20.337 | 48.462 | 97 | 32.930 | 255 | 58.945 | | 4 | ***2:05.894*** | 37.856 | 98 | 31.278 | 265 | 56.760 | |
| 2 | 2:40.773 | 38.203 | 97 | 31.157 | 251 | 1:31.413 | | 5 | 2:06.333 | 37.807 | 96 | 31.092 | ***273*** | 57.434 | |
| 3 | 7:02.967 | 5:34.900 | ***98*** | 31.442 | 269 | ***56.625*** | | 6 | 2:22.092 | ***37.445*** | 93 | ***30.910*** | 268 | 1:13.737 | |

**41** Vannelet, FRA/ Santamato, FRA/ Guibbert, FRA , **theoretical besttime: 2:01.322**

| Lap | Time | SE1 | SP1 | SE2 | SP2 | SE3 | SP3 | Lap | Time | SE1 | SP1 | SE2 | SP2 | SE3 | SP3 |
|---|---|---|---|---|---|---|---|---|---|---|---|---|---|---|---|
| 1 | 6:30.086 | 2:39.330 | 95 | 32.112 | 271 | 3:18.644 | | 4 | ***2:01.571*** | ***36.372*** | 103 | 30.696 | 276 | 54.503 | |
| 2 | 5:27.231 | 3:59.760 | ***105*** | 30.777 | 276 | 56.694 | | 5 | 2:01.898 | 36.543 | 101 | ***30.521*** | 277 | 54.834 | |
| 3 | 2:02.543 | 37.429 | 100 | 30.685 | ***278*** | ***54.429*** | | 6 | | 45.861 | 88 | 34.278 | 247 | | |

**42** Debs, FRA/ Mardini, FRA/ Mislin, FRA , **theoretical besttime: 2:03.821**

| Lap | Time | SE1 | SP1 | SE2 | SP2 | SE3 | SP3 | Lap | Time | SE1 | SP1 | SE2 | SP2 | SE3 | SP3 |
|---|---|---|---|---|---|---|---|---|---|---|---|---|---|---|---|
| 1 | 4:55.744 | 2:05.116 | 85 | 37.506 | 239 | 2:13.122 | | 4 | 2:04.706 | 38.064 | 98 | 31.070 | ***276*** | ***55.572*** | |
| 2 | 4:35.073 | 1:15.578 | 64 | 1:10.165 | 104 | 2:09.330 | | 5 | ***2:03.947*** | 37.458 | 95 | ***30.906*** | ***276*** | 55.583 | |
| 3 | 3:18.200 | 1:50.819 | ***98*** | 31.541 | 274 | 55.840 | | 6 | | ***37.343*** | 92 | 33.937 | 189 | | |

**44** Al Harthy, OMA/ Lloyd, GBR/ Adam, GBR , **theoretical besttime: 1:59.693**

| Lap | Time | SE1 | SP1 | SE2 | SP2 | SE3 | SP3 | Lap | Time | SE1 | SP1 | SE2 | SP2 | SE3 | SP3 |
|---|---|---|---|---|---|---|---|---|---|---|---|---|---|---|---|
| 1 | 10:23.914 | 2:43.555 | 96 | 32.420 | 266 | 7:07.939 | | 4 | 2:08.544 | 36.103 | 98 | 30.960 | ***272*** | 1:01.481 | |
| 2 | 2:31.689 | 58.497 | 94 | 31.304 | 270 | 1:01.888 | | 5 | | ***36.008*** | 101 | 32.197 | 187 | | |
| 3 | ***1:59.845*** | 36.160 | ***101*** | ***30.509*** | 270 | ***53.176*** | | | | | | | | | |

# Blancpain Endurance Series

## Lap analysis Qualifying 1

Provisional

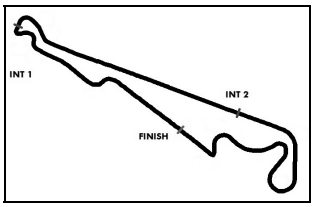


Circuit Paul Ricard Short, Length: 5791 m
Air temperature: 25.3°C
Track temperature: 24.9°C
Weather condition: Dry

Saturday 20.6.2015 10:05

# Lap analysis: Qualifying 1

**46** Paltalla, FIN/ Luhr, DEU/ Martin, BEL , **theoretical besttime: 2:03.488**

| Lap | Time | SE1 | SP1 | SE2 | SP2 | SE3 | SP3 | Lap | Time | SE1 | SP1 | SE2 | SP2 | SE3 | SP3 |
|---|---|---|---|---|---|---|---|---|---|---|---|---|---|---|---|
| 1 | 3:28.010 | 1:36.377 | 85 | 38.397 | 186 | 1:13.236 | | 4 | 2:06.372 | 38.196 | ***101*** | 32.700 | 241 | 55.476 | |
| 2 | 8:37.321 | 7:06.752 | 96 | 33.615 | 228 | 56.954 | | 5 | 2:23.750 | ***37.051*** | 101 | ***31.112*** | ***258*** | 1:15.587 | |
| 3 | ***2:05.899*** | 37.792 | 99 | 32.782 | 239 | ***55.325*** | | | | | | | | | |

**48** Soenen, BEL/ van Glabeke, BEL/ Lanting, MCO , **theoretical besttime: 2:09.390**

| Lap | Time | SE1 | SP1 | SE2 | SP2 | SE3 | SP3 | Lap | Time | SE1 | SP1 | SE2 | SP2 | SE3 | SP3 |
|---|---|---|---|---|---|---|---|---|---|---|---|---|---|---|---|
| 1 | 3:35.411 | 1:59.294 | 80 | 34.675 | 271 | 1:01.442 | | 4 | 2:11.809 | 40.189 | 85 | 32.436 | ***279*** | 59.184 | |
| 2 | 3:31.729 | 47.620 | 75 | 54.615 | 139 | 1:49.494 | | 5 | ***2:09.390*** | ***38.733*** | ***89*** | ***32.047*** | 278 | ***58.610*** | |
| 3 | 6:18.133 | 4:43.484 | 84 | 34.467 | 267 | 1:00.182 | | 6 | 2:57.381 | 38.965 | 89 | 32.804 | 204 | 1:45.612 | |

**49** Blank, ITA/ Bachelier, FRA/ Mallegol, FRA , **theoretical besttime: 2:03.763**

| Lap | Time | SE1 | SP1 | SE2 | SP2 | SE3 | SP3 | Lap | Time | SE1 | SP1 | SE2 | SP2 | SE3 | SP3 |
|---|---|---|---|---|---|---|---|---|---|---|---|---|---|---|---|
| 1 | 5:45.350 | 3:10.104 | 61 | 41.487 | 170 | 1:53.759 | | 4 | ***2:04.755*** | ***37.035*** | 97 | 31.200 | ***280*** | 56.520 | |
| 2 | 6:53.692 | 5:24.448 | 91 | 32.319 | 278 | 56.925 | | 5 | 2:24.898 | 37.209 | 90 | ***30.883*** | 279 | 1:16.806 | |
| 3 | 2:04.910 | 38.019 | ***98*** | 31.046 | ***280*** | ***55.845*** | | | | | | | | | |

**51** Guedes, PRT/ Cameron, GBR/ Griffin, IRL , **theoretical besttime: 1:58.927**

| Lap | Time | SE1 | SP1 | SE2 | SP2 | SE3 | SP3 | Lap | Time | SE1 | SP1 | SE2 | SP2 | SE3 | SP3 |
|---|---|---|---|---|---|---|---|---|---|---|---|---|---|---|---|
| 1 | 5:29.006 | 3:03.907 | 94 | 35.392 | 194 | 1:49.707 | | 4 | 2:01.804 | ***35.491*** | 102 | ***30.108*** | ***279*** | 56.205 | |
| 2 | 7:45.441 | 6:14.853 | 91 | 31.226 | 277 | 59.362 | | 5 | 2:36.095 | 35.707 | 101 | 33.565 | 225 | 1:26.823 | |
| 3 | ***1:59.835*** | 36.257 | ***103*** | 30.250 | ***279*** | ***53.328*** | | | | | | | | | |

**53** Perazzini, ITA/ Potolicchio, VEN/ Cioci, ITA , **theoretical besttime: 2:02.190**

| Lap | Time | SE1 | SP1 | SE2 | SP2 | SE3 | SP3 | Lap | Time | SE1 | SP1 | SE2 | SP2 | SE3 | SP3 |
|---|---|---|---|---|---|---|---|---|---|---|---|---|---|---|---|
| 1 | 3:23.263 | 1:50.631 | 86 | 33.681 | 234 | 58.951 | | 4 | 2:02.817 | 36.971 | ***96*** | 30.648 | 278 | ***55.198*** | |
| 2 | 3:26.044 | 49.087 | 66 | 50.838 | 148 | 1:46.119 | | 5 | ***2:02.414*** | 36.561 | 95 | 30.548 | 276 | 55.305 | |
| 3 | 5:34.642 | 4:05.467 | 96 | 33.060 | 270 | 56.115 | | 6 | 2:28.175 | ***36.505*** | 94 | ***30.487*** | ***279*** | 1:21.183 | |

**54** Yazbil, ARG/ Borches, ARG/ Alvarez, ARG , **theoretical besttime: 2:06.085**

| Lap | Time | SE1 | SP1 | SE2 | SP2 | SE3 | SP3 | Lap | Time | SE1 | SP1 | SE2 | SP2 | SE3 | SP3 |
|---|---|---|---|---|---|---|---|---|---|---|---|---|---|---|---|
| 1 | 6:53.977 | 2:53.668 | 78 | 47.671 | 140 | 3:12.638 | | 3 | ***2:06.085*** | ***38.674*** | ***100*** | ***31.795*** | ***271*** | ***55.616*** | |
| 2 | 5:39.741 | 4:07.262 | 91 | 32.823 | 256 | 59.656 | | 4 | | 39.595 | 95 | 35.891 | 230 | | |

**55** Gitlin, RUS/ Chukanov, RUS/ Ramos, PRT , **theoretical besttime: 2:01.769**

| Lap | Time | SE1 | SP1 | SE2 | SP2 | SE3 | SP3 | Lap | Time | SE1 | SP1 | SE2 | SP2 | SE3 | SP3 |
|---|---|---|---|---|---|---|---|---|---|---|---|---|---|---|---|
| 1 | 10:34.708 | 2:22.296 | 86 | 40.672 | 220 | 7:31.740 | | 3 | ***2:03.001*** | 37.611 | 98 | 30.934 | 270 | ***54.456*** | |
| 2 | 2:29.997 | 59.310 | 94 | 34.367 | 260 | 56.320 | | 4 | | ***36.569*** | ***103*** | ***30.744*** | ***271*** | | |

**56** Häring, DEU/ Konstantinou, GRC/ Schmickler, DEU , **theoretical besttime: 2:02.604**

| Lap | Time | SE1 | SP1 | SE2 | SP2 | SE3 | SP3 | Lap | Time | SE1 | SP1 | SE2 | SP2 | SE3 | SP3 |
|---|---|---|---|---|---|---|---|---|---|---|---|---|---|---|---|
| 1 | 7:10.991 | 2:04.542 | 87 | 35.284 | 251 | 4:31.165 | | 4 | ***2:02.604*** | ***36.986*** | ***108*** | ***30.726*** | ***278*** | ***54.892*** | |
| 2 | 5:32.329 | 4:03.226 | 94 | 32.638 | 271 | 56.465 | | 5 | | 37.275 | 101 | 31.092 | 260 | | |
| 3 | 2:03.009 | 37.078 | 105 | 30.907 | 276 | 55.024 | | | | | | | | | |

**58** Lapierre, FRA/ Bell, GBR/ Estre, FRA , **theoretical besttime: 1:58.467**

| Lap | Time | SE1 | SP1 | SE2 | SP2 | SE3 | SP3 | Lap | Time | SE1 | SP1 | SE2 | SP2 | SE3 | SP3 |
|---|---|---|---|---|---|---|---|---|---|---|---|---|---|---|---|
| 1 | 3:54.757 | 2:06.682 | 90 | 32.326 | 268 | 1:15.749 | | 4 | 2:13.042 | 36.699 | 92 | 35.818 | 214 | 1:00.525 | |
| 2 | 7:26.847 | 5:59.296 | 92 | 30.765 | 273 | 56.786 | | 5 | 1:58.739 | 35.407 | 102 | 30.430 | 271 | 52.902 | |
| 3 | ***1:58.467*** | ***35.360*** | ***103*** | ***30.331*** | ***275*** | ***52.776*** | | 6 | 3:03.010 | 38.873 | 93 | 40.675 | 175 | 1:43.462 | |

**59** Senna, BRA/ Quaife Hobbs, GBR/ Parente, PRT , **theoretical besttime: 1:58.712**

| Lap | Time | SE1 | SP1 | SE2 | SP2 | SE3 | SP3 | Lap | Time | SE1 | SP1 | SE2 | SP2 | SE3 | SP3 |
|---|---|---|---|---|---|---|---|---|---|---|---|---|---|---|---|
| 1 | 2:33.798 | 1:05.633 | 88 | 32.245 | 270 | 55.920 | | 4 | ***1:59.770*** | 35.663 | ***103*** | 30.756 | 275 | 53.351 | |
| 2 | 2:59.058 | 35.697 | 98 | 34.687 | 186 | 1:48.674 | | 5 | 1:59.984 | 36.616 | | 30.346 | 273 | ***53.022*** | |
| 3 | 5:53.640 | 4:26.904 | 100 | 30.735 | 272 | 56.001 | | 6 | 2:09.922 | ***35.519*** | 102 | ***30.171*** | ***276*** | 1:04.232 | |

**63** Venturini, ITA/ Zaugg, CHE/ Bortolotti, AUT , **theoretical besttime: 2:00.718**

| Lap | Time | SE1 | SP1 | SE2 | SP2 | SE3 | SP3 | Lap | Time | SE1 | SP1 | SE2 | SP2 | SE3 | SP3 |
|---|---|---|---|---|---|---|---|---|---|---|---|---|---|---|---|
| 1 | 3:57.456 | 1:58.085 | 94 | 39.732 | 201 | 1:19.639 | | 4 | ***2:00.876*** | 36.442 | ***104*** | ***30.362*** | ***281*** | ***54.072*** | |
| 2 | 7:51.076 | 6:14.743 | 99 | 38.031 | 203 | 58.302 | | 5 | 2:21.818 | ***36.284*** | 102 | 31.855 | 274 | 1:13.679 | |
| 3 | 2:07.286 | 40.335 | 89 | 31.269 | 280 | 55.682 | | | | | | | | | |

# Blancpain Endurance Series

## Lap analysis Qualifying 1

Provisional

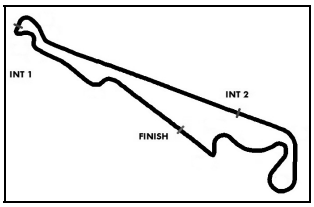


Circuit Paul Ricard Short, Length: 5791 m
Air temperature: 25.3°C
Track temperature: 24.9°C
Weather condition: Dry

Saturday 20.6.2015 10:05

# Lap analysis: Qualifying 1

**66** Parrow, DEU/ Schwager, DEU/ Kaffer, DEU , **theoretical besttime: 2:02.043**

| Lap | Time | SE1 | SP1 | SE2 | SP2 | SE3 | SP3 | Lap | Time | SE1 | SP1 | SE2 | SP2 | SE3 | SP3 |
|---|---|---|---|---|---|---|---|---|---|---|---|---|---|---|---|
| 1 | 10:40.176 | 2:44.564 | 93 | 34.609 | 265 | 7:21.003 | | 4 | 2:08.610 | ***36.687*** | 103 | ***30.563*** | 278 | 1:01.360 | |
| 2 | 2:25.788 | 57.923 | 95 | 31.482 | ***279*** | 56.383 | | 5 | | 36.970 | ***103*** | 39.596 | 213 | | |
| 3 | ***2:02.696*** | 37.205 | 101 | 30.698 | 278 | ***54.793*** | | | | | | | | | |

**70** Karachev, RUS/ Vasilyev, RUS/ Asmer, EST , **theoretical besttime: 2:08.082**

| Lap | Time | SE1 | SP1 | SE2 | SP2 | SE3 | SP3 | Lap | Time | SE1 | SP1 | SE2 | SP2 | SE3 | SP3 |
|---|---|---|---|---|---|---|---|---|---|---|---|---|---|---|---|
| 1 | 6:02.858 | | | | | | | 3 | ***2:12.509*** | ***38.316*** | 91 | 33.166 | ***275*** | 1:01.027 | |
| 2 | 5:31.300 | 4:01.534 | ***97*** | ***31.241*** | 244 | ***58.525*** | | 4 | | 41.123 | 95 | 37.999 | 224 | | |

**73** Walkinshaw, GBR/ Plowman, GBR/ Dolby, GBR , **theoretical besttime: 1:58.992**

| Lap | Time | SE1 | SP1 | SE2 | SP2 | SE3 | SP3 | Lap | Time | SE1 | SP1 | SE2 | SP2 | SE3 | SP3 |
|---|---|---|---|---|---|---|---|---|---|---|---|---|---|---|---|
| 1 | 2:19.055 | 51.839 | 92 | 31.018 | 269 | 56.198 | | 5 | 2:02.480 | 36.606 | 91 | 30.414 | ***281*** | 55.460 | |
| 2 | 2:33.799 | 36.227 | 94 | 30.612 | 276 | 1:26.960 | | 6 | ***1:59.249*** | ***35.529*** | 93 | 30.168 | 281 | 53.552 | |
| 3 | 6:29.340 | 5:02.082 | 92 | 30.576 | 278 | 56.682 | | 7 | 2:41.066 | 35.978 | 89 | 39.350 | 188 | 1:25.738 | |
| 4 | 1:59.530 | 36.067 | ***94*** | ***30.067*** | 277 | ***53.396*** | | | | | | | | | |

**75** Salaquarda, CZE/ Bonanomi, ITA/ Vervisch, BEL , **theoretical besttime: 1:59.277**

| Lap | Time | SE1 | SP1 | SE2 | SP2 | SE3 | SP3 | Lap | Time | SE1 | SP1 | SE2 | SP2 | SE3 | SP3 |
|---|---|---|---|---|---|---|---|---|---|---|---|---|---|---|---|
| 1 | 2:46.880 | 1:21.508 | 99 | 30.973 | 273 | 54.399 | | 4 | ***1:59.803*** | 36.265 | 98 | 30.464 | 275 | ***53.074*** | |
| 2 | 3:18.266 | 36.333 | ***101*** | 36.473 | 181 | 2:05.460 | | 5 | 2:01.163 | ***35.880*** | 97 | ***30.323*** | ***278*** | 54.960 | |
| 3 | 5:28.009 | 4:03.203 | 100 | 31.014 | 271 | 53.792 | | 6 | | 36.536 | 96 | 30.444 | 274 | | |

**77** Abreu, BRA/ Fraga, BRA/ Jimenez, BRA , **theoretical besttime: 1:59.925**

| Lap | Time | SE1 | SP1 | SE2 | SP2 | SE3 | SP3 | Lap | Time | SE1 | SP1 | SE2 | SP2 | SE3 | SP3 |
|---|---|---|---|---|---|---|---|---|---|---|---|---|---|---|---|
| 1 | 12:49.713 | | | | | | | 3 | ***1:59.925*** | ***35.261*** | ***104*** | ***30.293*** | ***270*** | ***54.371*** | |
| 2 | 2:23.218 | 56.878 | 97 | 30.851 | 269 | 55.489 | | 4 | | 35.534 | 102 | 33.579 | 196 | | |

**79** Modell, GBR/ McCaig, GBR/ Bryant, GBR , **theoretical besttime: 1:59.686**

| Lap | Time | SE1 | SP1 | SE2 | SP2 | SE3 | SP3 | Lap | Time | SE1 | SP1 | SE2 | SP2 | SE3 | SP3 |
|---|---|---|---|---|---|---|---|---|---|---|---|---|---|---|---|
| 1 | 2:12.309 | 44.110 | 91 | 31.898 | 265 | 56.301 | | 4 | 2:00.268 | 36.072 | 101 | 30.673 | 270 | 53.523 | |
| 2 | 4:31.572 | 37.017 | 96 | 30.906 | ***271*** | 3:23.649 | | 5 | ***1:59.831*** | ***35.860*** | 101 | 30.552 | ***271*** | ***53.419*** | |
| 3 | 5:37.581 | 4:08.705 | 95 | 31.937 | 263 | 56.939 | | 6 | | 35.936 | ***101*** | ***30.407*** | ***271*** | | |

**84** Primat, CHE/ Parisy, FRA/ Abril, FRA , **theoretical besttime: 10:06.878**

| Lap | Time | SE1 | SP1 | SE2 | SP2 | SE3 | SP3 | Lap | Time | SE1 | SP1 | SE2 | SP2 | SE3 | SP3 |
|---|---|---|---|---|---|---|---|---|---|---|---|---|---|---|---|
| 1 | 5:07.369 | 1:15.436 | ***87*** | 1:44.857 | 70 | 2:07.076 | | 2 | 11:28.767 | ***8:51.049*** | 76 | ***1:15.829*** | ***175*** | 1:21.889 | |

**98** Dontje, NLD/ Sylvest, DNK/ Jäger, AUT , **theoretical besttime: 1:58.863**

| Lap | Time | SE1 | SP1 | SE2 | SP2 | SE3 | SP3 | Lap | Time | SE1 | SP1 | SE2 | SP2 | SE3 | SP3 |
|---|---|---|---|---|---|---|---|---|---|---|---|---|---|---|---|
| 1 | 2:21.366 | 54.173 | 96 | 32.029 | 269 | 55.164 | | 4 | ***1:59.874*** | 35.975 | 105 | 31.130 | 276 | ***52.769*** | |
| 2 | 2:36.818 | 37.724 | 102 | 30.474 | 276 | 1:28.620 | | 5 | 2:11.662 | ***35.866*** | ***106*** | ***30.228*** | ***279*** | 1:05.568 | |
| 3 | 6:18.414 | 4:52.793 | 103 | 30.590 | 276 | 55.031 | | | | | | | | | |

**99** Juncadella, ESP/ Bastian, DEU/ Dusseldorp, NLD , **theoretical besttime: 1:58.591**

| Lap | Time | SE1 | SP1 | SE2 | SP2 | SE3 | SP3 | Lap | Time | SE1 | SP1 | SE2 | SP2 | SE3 | SP3 |
|---|---|---|---|---|---|---|---|---|---|---|---|---|---|---|---|
| 1 | 2:15.953 | 47.432 | 98 | 31.356 | 272 | 57.165 | | 4 | ***1:58.606*** | 35.911 | 100 | ***30.195*** | ***279*** | ***52.500*** | |
| 2 | 2:33.195 | ***35.896*** | 100 | 30.246 | 277 | 1:27.053 | | 5 | 2:16.197 | 36.715 | 100 | 30.789 | 242 | 1:08.693 | |
| 3 | 6:25.549 | 4:59.334 | ***102*** | 30.386 | 273 | 55.829 | | | | | | | | | |

**100** Kemenater, ITA/ Hedman, SWE/ Julian, USA , **theoretical besttime: 2:02.682**

| Lap | Time | SE1 | SP1 | SE2 | SP2 | SE3 | SP3 | Lap | Time | SE1 | SP1 | SE2 | SP2 | SE3 | SP3 |
|---|---|---|---|---|---|---|---|---|---|---|---|---|---|---|---|
| 1 | 2:37.880 | 1:02.622 | 71 | 37.320 | 265 | 57.938 | | 4 | ***2:03.179*** | 37.159 | 96 | 31.062 | ***278*** | ***54.958*** | |
| 2 | 4:04.572 | 37.117 | ***100*** | 37.484 | 168 | 2:49.971 | | 5 | 2:04.847 | 37.165 | 95 | 31.476 | 276 | 56.206 | |
| 3 | 5:34.278 | 4:07.309 | 97 | 31.295 | 274 | 55.674 | | 6 | | ***36.799*** | 98 | ***30.925*** | 277 | | |

**111** Earle, USA/ Zanuttini, ITA/ Talbot, AUS , **theoretical besttime:**

| Lap | Time | SE1 | SP1 | SE2 | SP2 | SE3 | SP3 | Lap | Time | SE1 | SP1 | SE2 | SP2 | SE3 | SP3 |
|---|---|---|---|---|---|---|---|---|---|---|---|---|---|---|---|
| 1 | 2:53.023 | | | | | | | 4 | ***2:02.862*** | | | | | | |
| 2 | 9:31.714 | | | | | | | 5 | 2:31.319 | | | | | | |
| 3 | 2:03.615 | | | | | | | | | | | | | | |

# Blancpain Endurance Series

## Lap analysis Qualifying 1

Provisional

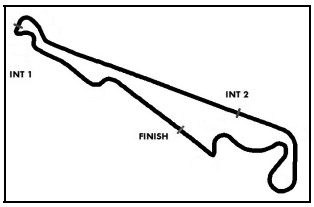


Circuit Paul Ricard Short, Length: 5791 m
Air temperature: 25.3°C
Track temperature: 24.9°C
Weather condition: Dry

Saturday 20.6.2015 10:05

# Lap analysis: Qualifying 1

**333** Salikhov, RUS/ Seefried, DEU/ Siedler, AUT , **theoretical besttime: 2:01.185**

| Lap | Time | SE1 | SP1 | SE2 | SP2 | SE3 | SP3 | Lap | Time | SE1 | SP1 | SE2 | SP2 | SE3 | SP3 |
|---|---|---|---|---|---|---|---|---|---|---|---|---|---|---|---|
| 1 | 2:37.504 | | | | | | | 4 | ***2:01.481*** | 36.944 | 99 | ***30.258*** | 278 | ***54.279*** | |
| 2 | 7:59.337 | 1:01.375 | 88 | 42.585 | 177 | 6:15.377 | | 5 | 2:04.435 | ***36.648*** | ***103*** | 30.294 | 277 | 57.493 | |
| 3 | 2:25.048 | 58.686 | 101 | 30.949 | ***279*** | 55.413 | | 6 | | 36.781 | 101 | 33.987 | 199 | | |

**888** Ratcliffe, GBR/ Mowle, GBR/ Osborne, GBR , **theoretical besttime: 2:00.043**

| Lap | Time | SE1 | SP1 | SE2 | SP2 | SE3 | SP3 | Lap | Time | SE1 | SP1 | SE2 | SP2 | SE3 | SP3 |
|---|---|---|---|---|---|---|---|---|---|---|---|---|---|---|---|
| 1 | 2:37.069 | 1:02.923 | 90 | 34.309 | 247 | 59.837 | | 4 | 2:00.470 | 36.436 | ***102*** | 30.591 | 270 | 53.443 | |
| 2 | 3:51.222 | 36.376 | 101 | 37.414 | 168 | 2:37.432 | | 5 | ***2:00.043*** | ***36.118*** | 102 | ***30.502*** | ***271*** | ***53.423*** | |
| 3 | 5:28.596 | 3:59.823 | 91 | 32.354 | 265 | 56.419 | | 6 | | 36.143 | 102 | 30.610 | 269 | | |

# Blancpain Endurance Series

## Result List Qualifying 2

Provisional

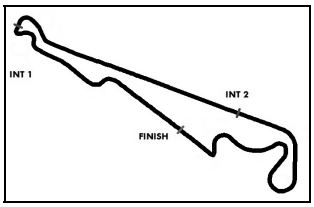


Circuit Paul Ricard Short, Length: 5791 m
Air temperature: 26.7°C
Track temperature: 23.9°C
Weather condition: Dry

Saturday 20.6.2015 10:27

**started : 60** **classified : 60** **not classified : 0**

| | Nr. | Drivers | Team | Lap | Best Time | Gap | Diff | Kph | Day Time |
|---|---|---|---|---|---|---|---|---|---|
| | Cl. | Car | Entrant | | | | | | |
| 1 | 19 | Palmer/**Babini**/Mul | **GRT Grasser Racing Team** | 3 | **1:57.405** | | | 177,6 | 10:40:56 |
| | PRO | Lamborghini Huracan | GRT Grasser Racing Team | | | | | | |
| 2 | 59 | Senna/**Quaife Hobbs**/Parente | **Von Ryan Racing** | 2 | **1:57.756** | 0.351 | 0.351 | 177,0 | 10:35:56 |
| | PRO | McLaren 650 S GT3 | Von Ryan Racing | | | | | | |
| 3 | 9 | Zanardi/**Spengler**/Glock | **ROAL Motorsport** | 4 | **1:57.756** | 0.351 | | 177,0 | 10:39:07 |
| | PRO | BMW Z4 | ROAL Motorsport | | | | | | |
| 4 | 58 | Lapierre/**Bell**/Estre | **Von Ryan Racing** | 4 | **1:57.857** | 0.452 | 0.101 | 176,9 | 10:38:56 |
| | PRO | McLaren 650 S GT3 | Von Ryan Racing | | | | | | |
| 5 | 73 | Walkinshaw/**Plowman**/Dolby | **MRS GT Racing** | 2 | **1:57.970** | 0.565 | 0.113 | 176,7 | 10:35:58 |
| | PRO | Nissan GT-R Nismo GT3 | MRS GT Racing | | | | | | |
| 6 | 5 | Fässler/**Mies**/Haase | **Phoenix Racing** | 4 | **1:58.089** | 0.684 | 0.119 | 176,5 | 10:40:14 |
| | PRO | Audi R8 LMS | Phoenix Racing | | | | | | |
| 7 | 99 | Juncadella/**Bastian**/Dusseldorp | **ROWE Racing** | 4 | **1:58.110** | 0.705 | 0.021 | 176,5 | 10:40:21 |
| | PRO | Mercedes SLS AMG GT3 | ROWE Racing | | | | | | |
| 8 | 84 | Primat/**Parisy**/Abril | **Bentley Team HTP** | 5 | **1:58.148** | 0.743 | 0.038 | 176,5 | 10:42:33 |
| | PRO | Bentley Continental GT3 | Bentley Team HTP | | | | | | |
| 9 | 333 | Salikhov/**Seefried**/Siedler | **Rinaldi Racing** | 7 | **1:58.168** | 0.763 | 0.020 | 176,4 | 10:46:30 |
| | PRO | Ferrari 458 Italia | Rinaldi Racing | | | | | | |
| 10 | 20 | Vautier/**Moullin Traffort**/Pier Guidi | **Akka ASP** | 3 | **1:58.182** | 0.777 | 0.014 | 176,4 | 10:37:10 |
| | PRO | Ferrari 458 Italia | Akka ASP | | | | | | |
| 11 | 77 | **Abreu**/Fraga/Jimenez | **BMW Sports Trophy Team Brasil** | 5 | **1:58.270** | 0.865 | 0.088 | 176,3 | 10:44:49 |
| | PRO | BMW Z4 | BMW Sports Trophy Team Brasil | | | | | | |
| 12 | 11 | Broniszewski/**Bonacini**/Lyons | **Kessel Racing** | 4 | **1:58.352** | 0.947 | 0.082 | 176,1 | 10:38:50 |
| | PAM | Ferrari 458 Italia | Kessel Racing | | | | | | |
| 13 | 75 | Salaquarda/**Bonanomi**/Vervisch | **ISR** | 2 | **1:58.499** | 1.094 | 0.147 | 175,9 | 10:35:04 |
| | PRO | Audi R8 LMS Ultra | ISR | | | | | | |
| 14 | 12 | Dermont/**Hassid**/Perera | **TDS Racing** | 5 | **1:58.628** | 1.223 | 0.129 | 175,7 | 10:41:26 |
| | PAM | BMW Z4 | TDS Racing | | | | | | |
| 15 | 66 | Parrow/**Schwager**/Kaffer | **Black Pearl Racing by Rinaldi** | 2 | **1:58.640** | 1.235 | 0.012 | 175,7 | 10:36:08 |
| | PRO | Ferrari 458 Italia | Black Pearl Racing by Rinaldi | | | | | | |
| 16 | 23 | Reip/**Buncombe**/Chiyo | **Nissan GT Academy Team RJN** | 3 | **1:58.711** | 1.306 | 0.071 | 175,6 | 10:38:51 |
| | PRO | Nissan GT-R Nismo GT3 | Nissan GT Academy Team RJN | | | | | | |
| 17 | 22 | Paletou/**Sanchez**/Shulzhitskiy | **Nissan GT Academy Team RJN** | 3 | **1:58.811** | 1.406 | 0.100 | 175,5 | 10:36:14 |
| | PAM | Nissan GT-R Nismo GT3 | Nissan GT Academy Team RJN | | | | | | |
| 18 | 4 | Koebolt/**Bottemanne**/Schothorst | **Team WRT** | 6 | **1:58.811** | 1.406 | | 175,5 | 10:44:01 |
| | PAM | Audi R8 LMS Ultra | Team WRT | | | | | | |
| 19 | 35 | Tambay/**Mortara**/Guilvert | **Sainteloc** | 3 | **1:58.879** | 1.474 | 0.068 | 175,4 | 10:37:21 |
| | PRO | Audi R8 LMS Ultra | Sainteloc Junior Team | | | | | | |
| 20 | 2 | Frijns/**Müller**/Vernay | **Belgian Audi Club Team WRT** | 2 | **1:58.902** | 1.497 | 0.023 | 175,3 | 10:36:00 |
| | PRO | Audi R8 LMS Ultra | Belgian Audi Club Team WRT | | | | | | |
| 21 | 41 | Vannelet/**Santamato**/Guibbert | **Sport Garage** | 4 | **1:58.927** | 1.522 | 0.025 | 175,3 | 10:39:38 |
| | PAM | Ferrari 458 Italia | Gilles Vannelet | | | | | | |
| 22 | 3 | Richelmi/**Stippler**/Ortelli | **Belgian Audi Club Team WRT** | 4 | **1:58.954** | 1.549 | 0.027 | 175,3 | 10:40:05 |
| | PRO | Audi R8 LMS Ultra | Belgian Audi Club Team WRT | | | | | | |
| 23 | 44 | Al Harthy/**Lloyd**/Adam | **Oman Racing Team** | 4 | **1:59.003** | 1.598 | 0.049 | 175,2 | 10:40:07 |
| | PRO | Aston Martin Vantage GT3 | Oman Racing Team | | | | | | |
| 24 | 1 | Rast/**Rockenfeller**/Vanthoor | **Belgian Audi Club Team WRT** | 2 | **1:59.029** | 1.624 | 0.026 | 175,1 | 10:34:11 |
| | PRO | Audi R8 LMS | Belgian Audi Club Team WRT | | | | | | |
| 25 | 46 | Paltalla/**Luhr**/Martin | **BMW Sports Trophy Team Marc VDS** | 6 | **1:59.043** | 1.638 | 0.014 | 175,1 | 10:43:15 |
| | PRO | BMW Z4 | BMW Sports Trophy Team Marc VDS | | | | | | |

# Blancpain Endurance Series

## Result List Qualifying 2

Provisional

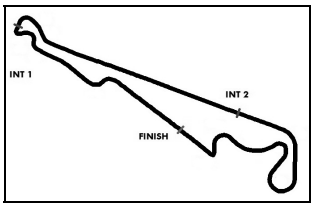


Circuit Paul Ricard Short, Length: 5791 m
Air temperature: 26.7°C
Track temperature: 23.9°C
Weather condition: Dry

Saturday 20.6.2015 10:27

**started : 60** **classified : 60** **not classified : 0**

| | Nr. | Drivers | Team | Lap | Best Time | Gap | Diff | Kph | Day Time |
|---|---|---|---|---|---|---|---|---|---|
| | Cl. | Car | Entrant | | | | | | |
| 26 | 24 | Loggie/**Simonsen**/Westwood | **Team Parker Racing** | 2 | **1:59.051** | 1.646 | 0.008 | 175,1 | 10:35:52 |
| | AM | Audi R8 LMS Ultra | Team Parker Racing LTD | | | | | | |
| 27 | 98 | Dontje/**Sylvest**/Jäger | **ROWE Racing** | 2 | **1:59.103** | 1.698 | 0.052 | 175,0 | 10:36:21 |
| | PRO | Mercedes SLS AMG GT3 | ROWE Racing | | | | | | |
| 28 | 18 | Morley/**Johnston**/Engel | **Black Falcon** | 3 | **1:59.171** | 1.766 | 0.068 | 174,9 | 10:36:12 |
| | PAM | Mercedes SLS AMG GT3 | Black Falcon | | | | | | |
| 29 | 55 | Gitlin/**Chukanov**/Ramos | **Attempto Racing** | 4 | **1:59.183** | 1.778 | 0.012 | 174,9 | 10:41:52 |
| | PAM | McLaren 650 S GT3 | Attempto Racing | | | | | | |
| 30 | 32 | Wilson/**Leonard**/Meadows | **Leonard Motorsport AMR** | 2 | **1:59.429** | 2.024 | 0.246 | 174,6 | 10:34:29 |
| | PAM | Aston Martin Vantage GT3 | Aston Martin Racing | | | | | | |
| 31 | 100 | **Kemenater**/Hedman/Julian | **DragonSpeed** | 3 | **1:59.527** | 2.122 | 0.098 | 174,4 | 10:38:54 |
| | PAM | Ferrari 458 Italia | DragonSpeed | | | | | | |
| 32 | 21 | Al Faisal/**Haupt**/Buurman | **Black Falcon** | 3 | **1:59.530** | 2.125 | 0.003 | 174,4 | 10:36:10 |
| | PRO | Mercedes SLS AMG GT3 | Black Falcon | | | | | | |
| 33 | 8 | Buhk/**Soulet**/Soucek | **Bentley M-Sport** | 3 | **1:59.713** | 2.308 | 0.183 | 174,1 | 10:36:25 |
| | PRO | Bentley Continental GT3 | Bentley Team M-Sport | | | | | | |
| 34 | 16 | **Barthez**/Pons | **Akka ASP** | 5 | **1:59.946** | 2.541 | 0.233 | 173,8 | 10:41:51 |
| | AM | Ferrari 458 Italia | Akka ASP | | | | | | |
| 35 | 7 | Smith/**Meyrick**/Kane | **Bentley M-Sport** | 2 | **1:59.953** | 2.548 | 0.007 | 173,8 | 10:34:21 |
| | PRO | Bentley Continental GT3 | Bentley Team M-Sport | | | | | | |
| 36 | 53 | Perazzini/**Potolicchio**/Cioci | **AF Corse** | 4 | **1:59.981** | 2.576 | 0.028 | 173,8 | 10:40:20 |
| | PAM | Ferrari 458 Italia | AF Corse | | | | | | |
| 37 | 14 | Frey/**Gardel**/Barth | **Emil Frey Racing** | 3 | **2:00.017** | 2.612 | 0.036 | 173,7 | 10:36:35 |
| | PAM | Emil Frey G3 Jaguar | Emil Frey Racing | | | | | | |
| 38 | 25 | Mancini/**Birzhin**/Mastronardi | **Glorax Racing** | 3 | **2:00.139** | 2.734 | 0.122 | 173,5 | 10:37:13 |
| | AM | Ferrari 458 Italia | Glorax Racing Suisse | | | | | | |
| 39 | 70 | Karachev/**Vasilyev**/Asmer | **GT Russian Team Viatti** | 5 | **2:00.348** | 2.943 | 0.209 | 173,2 | 10:42:47 |
| | PAM | Mercedes SLS AMG GT3 | GT Russian Team Viatti | | | | | | |
| 40 | 63 | Venturini/**Zaugg**/Bortolotti | **GRT Grasser Racing Team** | 2 | **2:00.537** | 3.132 | 0.189 | 173,0 | 10:34:20 |
| | PRO | Lamborghini Huracan | GRT Grasser Racing Team | | | | | | |
| 41 | 6 | Lee/**Thong**/Winkelhock | **Phoenix Racing** | 4 | **2:00.585** | 3.180 | 0.048 | 172,9 | 10:40:18 |
| | PRO | Audi R8 LMS Ultra | Phoenix Racing | | | | | | |
| 42 | 51 | Guedes/**Cameron**/Griffin | **AF Corse** | 4 | **2:00.620** | 3.215 | 0.035 | 172,8 | 10:39:50 |
| | PAM | Ferrari 458 Italia | AF Corse | | | | | | |
| 43 | 56 | Häring/**Konstantinou**/Schmickler | **Attempto Racing** | 4 | **2:00.996** | 3.591 | 0.376 | 172,3 | 10:39:34 |
| | AM | Porsche 997 GT3 R | Attempto Racing | | | | | | |
| 44 | 15 | **Ojjeh**/Grötz | **Boutsen Ginion** | 7 | **2:01.185** | 3.780 | 0.189 | 172,0 | 10:44:47 |
| | AM | BMW Z4 | Boutsen Ginion | | | | | | |
| 45 | 17 | **Andersen**/Jensen | **Insight Racing Denmark** | 4 | **2:01.189** | 3.784 | 0.004 | 172,0 | 10:39:41 |
| | PAM | Ferrari 458 Italia | Insightracing dk | | | | | | |
| 46 | 49 | Blank/**Bachelier**/Mallegol | **AF Corse** | 6 | **2:01.242** | 3.837 | 0.053 | 172,0 | 10:45:33 |
| | AM | Ferrari 458 Italia | AF Corse | | | | | | |
| 47 | 111 | Earle/**Zanuttini**/Talbot | **Kessel Racing** | 4 | **2:01.491** | 4.086 | 0.249 | 171,6 | 10:38:39 |
| | AM | Ferrari 458 Italia | Kessel Racing | | | | | | |
| 48 | 79 | Modell/**McCaig**/Bryant | **Ecurie Ecosse** | 2 | **2:01.638** | 4.233 | 0.147 | 171,4 | 10:36:35 |
| | PAM | BMW Z4 | Alasdair McCaig | | | | | | |
| 49 | 33 | Heyer/**Toril**/Seyffarth | **Car Collection Motorsport** | 4 | **2:01.646** | 4.241 | 0.008 | 171,4 | 10:39:13 |
| | PRO | Mercedes SLS AMG GT3 | Car Collection Motorsport | | | | | | |
| 50 | 78 | **Sardarov**/Matchitski | **Team Russia by Barwell** | 2 | **2:01.672** | 4.267 | 0.026 | 171,3 | 10:36:07 |
| | AM | BMW Z4 | Team Russia by Barwell | | | | | | |

# Blancpain Endurance Series

## Result List Qualifying 2

Provisional

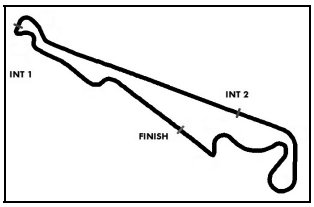


Circuit Paul Ricard Short, Length: 5791 m
Air temperature: 26.7°C
Track temperature: 23.9°C
Weather condition: Dry

Saturday 20.6.2015 10:27

**started : 60** **classified : 60** **not classified : 0**

| | Nr. | Drivers | Team | Lap | Best Time | Gap | Diff | Kph | Day Time |
|---|---|---|---|---|---|---|---|---|---|
| | Cl. | Car | Entrant | | | | | | |
| **51** | 888 | Ratcliffe/**Mowle**/Osborne | **Triple 888 Racing** | 3 | **2:01.687** | 4.282 | 0.015 | 171,3 | 10:36:21 |
| | PAM | BMW Z4 | Triple 888 Racing | | | | | | |
| **52** | 34 | Schmidt/**Ehret**/van der Zande | **Car Collection Motorsport** | 7 | **2:01.930** | 4.525 | 0.243 | 171,0 | 10:46:45 |
| | PAM | Mercedes SLS AMG GT3 | Car Collection Motorsport | | | | | | |
| **53** | 48 | Soenen/**van Glabeke**/Lanting | **AF Corse** | 7 | **2:01.936** | 4.531 | 0.006 | 171,0 | 10:46:27 |
| | AM | Ferrari 458 Italia | AF Corse | | | | | | |
| **54** | 30 | Hirschi/**Kelders**/Hirschi | **Classic & Modern Racing** | 7 | **2:02.088** | 4.683 | 0.152 | 170,8 | 10:46:24 |
| | PAM | BMW Z4 | Pierre Hirschi | | | | | | |
| **55** | 10 | Beaubelique/**Ricci**/Giauque | **Akka ASP** | 7 | **2:02.139** | 4.734 | 0.051 | 170,7 | 10:45:57 |
| | AM | Ferrari 458 Italia | Akka ASP | | | | | | |
| **56** | 42 | Debs/**Mardini**/Mislin | **Sport Garage** | 5 | **2:02.950** | 5.545 | 0.811 | 169,6 | 10:40:54 |
| | AM | Ferrari 458 Italia | Sport Garage | | | | | | |
| **57** | 28 | Bordet/**Viron**/Orgeval | **Delahaye Racing Team** | 5 | **2:04.340** | 6.935 | 1.390 | 167,7 | 10:41:10 |
| | AM | Porsche 997 GT3 R | Pierre Etienne Bordet | | | | | | |
| **58** | 52 | **De Leener**/Sbirrazzuoli | **AF Corse** | 2 | **2:06.164** | 8.759 | 1.824 | 165,2 | 10:35:32 |
| | PAM | Ferrari 458 Italia | AF Corse | | | | | | |
| **59** | 36 | Lallemant/**Buffin**/Cabannes | **Sainteloc** | 2 | **2:07.057** | 9.652 | 0.893 | 164,1 | 10:35:48 |
| | AM | Audi R8 LMS Ultra | Sainteloc Junior Team | | | | | | |
| **60** | 54 | Yazbil/**Borches**/Alvarez | **Attempto Racing** | 2 | **2:08.365** | 10.960 | 1.308 | 162,4 | 10:35:25 |
| | PAM | McLaren 650 S GT3 | Attempto Racing | | | | | | |

**Subject to final scrutineering!**

Publications Time: Clerk of the course: Time Keeping:

# Blancpain Endurance Series

## Result List - Class Qualifying 2

Provisional

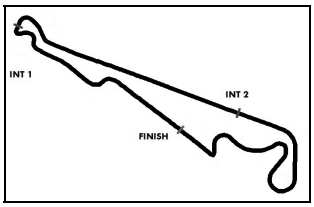


Circuit Paul Ricard Short, Length: 5791 m
Air temperature: 26.5°C
Track temperature: 23.9°C
Weather condition: Dry

Saturday 20.6.2015 10:27

**started : 60** **classified : 60** **not classified : 0**

| Nr. | Drivers / Car | Team / Competitor | Lap | Best Time | Gap | Diff | Kph | Day Time |
|---|---|---|---|---|---|---|---|---|
| **CLASS: AM CUP** | | | | | | | | |
| **Started: 13** | **Classified: 13** | **Not Classified: 0** | | | | | | |
| 1 | 24 Loggie/**Simonsen**/Westwood<br>Audi R8 LMS Ultra | **Team Parker Racing**<br>Team Parker Racing LTD | 2 | **1:59.051** | | | 175,1 | 10:35:52 |
| 2 | 16 **Barthez**/Pons<br>Ferrari 458 Italia | **Akka ASP**<br>Akka ASP | 5 | **1:59.946** | 0.895 | 0.895 | 173,8 | 10:41:51 |
| 3 | 25 Mancini/**Birzhin**/Mastronardi<br>Ferrari 458 Italia | **Glorax Racing**<br>Glorax Racing Suisse | 3 | **2:00.139** | 1.088 | 0.193 | 173,5 | 10:37:13 |
| 4 | 56 Häring/**Konstantinou**/Schmickler<br>Porsche 997 GT3 R | **Attempto Racing**<br>Attempto Racing | 4 | **2:00.996** | 1.945 | 0.857 | 172,3 | 10:39:34 |
| 5 | 15 **Ojjeh**/Grötz<br>BMW Z4 | **Boutsen Ginion**<br>Boutsen Ginion | 7 | **2:01.185** | 2.134 | 0.189 | 172,0 | 10:44:47 |
| 6 | 49 Blank/**Bachelier**/Mallegol<br>Ferrari 458 Italia | **AF Corse**<br>AF Corse | 6 | **2:01.242** | 2.191 | 0.057 | 172,0 | 10:45:33 |
| 7 | 111 Earle/**Zanuttini**/Talbot<br>Ferrari 458 Italia | **Kessel Racing**<br>Kessel Racing | 4 | **2:01.491** | 2.440 | 0.249 | 171,6 | 10:38:39 |
| 8 | 78 **Sardarov**/Matchitski<br>BMW Z4 | **Team Russia by Barwell**<br>Team Russia by Barwell | 2 | **2:01.672** | 2.621 | 0.181 | 171,3 | 10:36:07 |
| 9 | 48 Soenen/**van Glabeke**/Lanting<br>Ferrari 458 Italia | **AF Corse**<br>AF Corse | 7 | **2:01.936** | 2.885 | 0.264 | 171,0 | 10:46:27 |
| 10 | 10 Beaubelique/**Ricci**/Giauque<br>Ferrari 458 Italia | **Akka ASP**<br>Akka ASP | 7 | **2:02.139** | 3.088 | 0.203 | 170,7 | 10:45:57 |
| 11 | 42 Debs/**Mardini**/Mislin<br>Ferrari 458 Italia | **Sport Garage**<br>Sport Garage | 5 | **2:02.950** | 3.899 | 0.811 | 169,6 | 10:40:54 |
| 12 | 28 Bordet/**Viron**/Orgeval<br>Porsche 997 GT3 R | **Delahaye Racing Team**<br>Pierre Etienne Bordet | 5 | **2:04.340** | 5.289 | 1.390 | 167,7 | 10:41:10 |
| 13 | 36 Lallemant/**Buffin**/Cabannes<br>Audi R8 LMS Ultra | **Sainteloc**<br>Sainteloc Junior Team | 2 | **2:07.057** | 8.006 | 2.717 | 164,1 | 10:35:48 |
| **CLASS: PRO-AM CUP** | | | | | | | | |
| **Started: 20** | **Classified: 20** | **Not Classified: 0** | | | | | | |
| 1 | 11 Broniszewski/**Bonacini**/Lyons<br>Ferrari 458 Italia | **Kessel Racing**<br>Kessel Racing | 4 | **1:58.352** | | | 176,1 | 10:38:50 |
| 2 | 12 Dermont/**Hassid**/Perera<br>BMW Z4 | **TDS Racing**<br>TDS Racing | 5 | **1:58.628** | 0.276 | 0.276 | 175,7 | 10:41:26 |
| 3 | 22 Paletou/**Sanchez**/Shulzhitskiy<br>Nissan GT-R Nismo GT3 | **Nissan GT Academy Team RJN**<br>Nissan GT Academy Team RJN | 3 | **1:58.811** | 0.459 | 0.183 | 175,5 | 10:36:14 |
| 4 | 4 Koebolt/**Bottemanne**/Schothorst<br>Audi R8 LMS Ultra | **Team WRT**<br>Team WRT | 6 | **1:58.811** | 0.459 | | 175,5 | 10:44:01 |
| 5 | 41 Vannelet/**Santamato**/Guibbert<br>Ferrari 458 Italia | **Sport Garage**<br>Gilles Vannelet | 4 | **1:58.927** | 0.575 | 0.116 | 175,3 | 10:39:38 |
| 6 | 18 Morley/**Johnston**/Engel<br>Mercedes SLS AMG GT3 | **Black Falcon**<br>Black Falcon | 3 | **1:59.171** | 0.819 | 0.244 | 174,9 | 10:36:12 |
| 7 | 55 Gitlin/**Chukanov**/Ramos<br>McLaren 650 S GT3 | **Attempto Racing**<br>Attempto Racing | 4 | **1:59.183** | 0.831 | 0.012 | 174,9 | 10:41:52 |
| 8 | 32 Wilson/**Leonard**/Meadows<br>Aston Martin Vantage GT3 | **Leonard Motorsport AMR**<br>Aston Martin Racing | 2 | **1:59.429** | 1.077 | 0.246 | 174,6 | 10:34:29 |
| 9 | 100 **Kemenater**/Hedman/Julian<br>Ferrari 458 Italia | **DragonSpeed**<br>DragonSpeed | 3 | **1:59.527** | 1.175 | 0.098 | 174,4 | 10:38:54 |
| 10 | 53 Perazzini/**Potolicchio**/Cioci<br>Ferrari 458 Italia | **AF Corse**<br>AF Corse | 4 | **1:59.981** | 1.629 | 0.454 | 173,8 | 10:40:20 |

# Blancpain Endurance Series

## Result List - Class Qualifying 2

Provisional

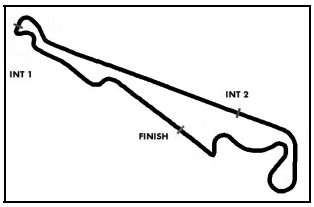


Circuit Paul Ricard Short, Length: 5791 m
Air temperature: 26.5°C
Track temperature: 23.9°C
Weather condition: Dry

Saturday 20.6.2015 10:27

**started : 60 classified : 60 not classified : 0**

| | Nr. | Drivers<br>Car | Team<br>Competitor | Lap | Best Time | Gap | Diff | Kph | Day Time |
|---|---|---|---|---|---|---|---|---|---|
| 11 | 14 | Frey/**Gardel**/Barth<br>Emil Frey G3 Jaguar | **Emil Frey Racing**<br>Emil Frey Racing | 3 | **2:00.017** | 1.665 | 0.036 | 173,7 | 10:36:35 |
| 12 | 70 | Karachev/**Vasilyev**/Asmer<br>Mercedes SLS AMG GT3 | **GT Russian Team Viatti**<br>GT Russian Team Viatti | 5 | **2:00.348** | 1.996 | 0.331 | 173,2 | 10:42:47 |
| 13 | 51 | Guedes/**Cameron**/Griffin<br>Ferrari 458 Italia | **AF Corse**<br>AF Corse | 4 | **2:00.620** | 2.268 | 0.272 | 172,8 | 10:39:50 |
| 14 | 17 | **Andersen**/Jensen<br>Ferrari 458 Italia | **Insight Racing Denmark**<br>Insightracing dk | 4 | **2:01.189** | 2.837 | 0.569 | 172,0 | 10:39:41 |
| 15 | 79 | Modell/**McCaig**/Bryant<br>BMW Z4 | **Ecurie Ecosse**<br>Alasdair McCaig | 2 | **2:01.638** | 3.286 | 0.449 | 171,4 | 10:36:35 |
| 16 | 888 | Ratcliffe/**Mowle**/Osborne<br>BMW Z4 | **Triple 888 Racing**<br>Triple 888 Racing | 3 | **2:01.687** | 3.335 | 0.049 | 171,3 | 10:36:21 |
| 17 | 34 | Schmidt/**Ehret**/van der Zande<br>Mercedes SLS AMG GT3 | **Car Collection Motorsport**<br>Car Collection Motorsport | 7 | **2:01.930** | 3.578 | 0.243 | 171,0 | 10:46:45 |
| 18 | 30 | Hirschi/**Kelders**/Hirschi<br>BMW Z4 | **Classic & Modern Racing**<br>Pierre Hirschi | 7 | **2:02.088** | 3.736 | 0.158 | 170,8 | 10:46:24 |
| 19 | 52 | **De Leener**/Sbirrazzuoli<br>Ferrari 458 Italia | **AF Corse**<br>AF Corse | 2 | **2:06.164** | 7.812 | 4.076 | 165,2 | 10:35:32 |
| 20 | 54 | Yazbil/**Borches**/Alvarez<br>McLaren 650 S GT3 | **Attempto Racing**<br>Attempto Racing | 2 | **2:08.365** | 10.013 | 2.201 | 162,4 | 10:35:25 |

**CLASS: PRO CUP**

**Started: 27 Classified: 27 Not Classified: 0**

| | | | | | | | | | |
|---|---|---|---|---|---|---|---|---|---|
| 1 | 19 | Palmer/**Babini**/Mul<br>Lamborghini Huracan | **GRT Grasser Racing Team**<br>GRT Grasser Racing Team | 3 | **1:57.405** | | | 177,6 | 10:40:56 |
| 2 | 59 | Senna/**Quaife Hobbs**/Parente<br>McLaren 650 S GT3 | **Von Ryan Racing**<br>Von Ryan Racing | 2 | **1:57.756** | 0.351 | 0.351 | 177,0 | 10:35:56 |
| 3 | 9 | Zanardi/**Spengler**/Glock<br>BMW Z4 | **ROAL Motorsport**<br>ROAL Motorsport | 4 | **1:57.756** | 0.351 | | 177,0 | 10:39:07 |
| 4 | 58 | Lapierre/**Bell**/Estre<br>McLaren 650 S GT3 | **Von Ryan Racing**<br>Von Ryan Racing | 4 | **1:57.857** | 0.452 | 0.101 | 176,9 | 10:38:56 |
| 5 | 73 | Walkinshaw/**Plowman**/Dolby<br>Nissan GT-R Nismo GT3 | **MRS GT Racing**<br>MRS GT Racing | 2 | **1:57.970** | 0.565 | 0.113 | 176,7 | 10:35:58 |
| 6 | 5 | Fässler/**Mies**/Haase<br>Audi R8 LMS | **Phoenix Racing**<br>Phoenix Racing | 4 | **1:58.089** | 0.684 | 0.119 | 176,5 | 10:40:14 |
| 7 | 99 | Juncadella/**Bastian**/Dusseldorp<br>Mercedes SLS AMG GT3 | **ROWE Racing**<br>ROWE Racing | 4 | **1:58.110** | 0.705 | 0.021 | 176,5 | 10:40:21 |
| 8 | 84 | Primat/**Parisy**/Abril<br>Bentley Continental GT3 | **Bentley Team HTP**<br>Bentley Team HTP | 5 | **1:58.148** | 0.743 | 0.038 | 176,5 | 10:42:33 |
| 9 | 333 | Salikhov/**Seefried**/Siedler<br>Ferrari 458 Italia | **Rinaldi Racing**<br>Rinaldi Racing | 7 | **1:58.168** | 0.763 | 0.020 | 176,4 | 10:46:30 |
| 10 | 20 | Vautier/**Moullin Traffort**/Pier Guidi<br>Ferrari 458 Italia | **Akka ASP**<br>Akka ASP | 3 | **1:58.182** | 0.777 | 0.014 | 176,4 | 10:37:10 |
| 11 | 77 | **Abreu**/Fraga/Jimenez<br>BMW Z4 | **BMW Sports Trophy Team Brasil**<br>BMW Sports Trophy Team Brasil | 5 | **1:58.270** | 0.865 | 0.088 | 176,3 | 10:44:49 |
| 12 | 75 | Salaquarda/**Bonanomi**/Vervisch<br>Audi R8 LMS Ultra | **ISR**<br>ISR | 2 | **1:58.499** | 1.094 | 0.229 | 175,9 | 10:35:04 |
| 13 | 66 | Parrow/**Schwager**/Kaffer<br>Ferrari 458 Italia | **Black Pearl Racing by Rinaldi**<br>Black Pearl Racing by Rinaldi | 2 | **1:58.640** | 1.235 | 0.141 | 175,7 | 10:36:08 |
| 14 | 23 | Reip/**Buncombe**/Chiyo<br>Nissan GT-R Nismo GT3 | **Nissan GT Academy Team RJN**<br>Nissan GT Academy Team RJN | 3 | **1:58.711** | 1.306 | 0.071 | 175,6 | 10:38:51 |

# Blancpain Endurance Series

## Result List - Class Qualifying 2

Provisional

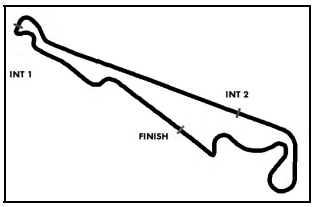


Circuit Paul Ricard Short, Length: 5791 m
Air temperature: 26.5°C
Track temperature: 23.9°C
Weather condition: Dry

Saturday 20.6.2015 10:27

**started : 60 classified : 60 not classified : 0**

| | Nr. | Drivers<br>Car | Team<br>Competitor | Lap | Best Time | Gap | Diff | Kph | Day Time |
|---|---|---|---|---|---|---|---|---|---|
| **15** | 35 | Tambay/**Mortara**/Guilvert<br>Audi R8 LMS Ultra | **Sainteloc**<br>Sainteloc Junior Team | 3 | **1:58.879** | 1.474 | 0.168 | 175,4 | 10:37:21 |
| **16** | 2 | Frijns/**Müller**/Vernay<br>Audi R8 LMS Ultra | **Belgian Audi Club Team WRT**<br>Belgian Audi Club Team WRT | 2 | **1:58.902** | 1.497 | 0.023 | 175,3 | 10:36:00 |
| **17** | 3 | Richelmi/**Stippler**/Ortelli<br>Audi R8 LMS Ultra | **Belgian Audi Club Team WRT**<br>Belgian Audi Club Team WRT | 4 | **1:58.954** | 1.549 | 0.052 | 175,3 | 10:40:05 |
| **18** | 44 | Al Harthy/**Lloyd**/Adam<br>Aston Martin Vantage GT3 | **Oman Racing Team**<br>Oman Racing Team | 4 | **1:59.003** | 1.598 | 0.049 | 175,2 | 10:40:07 |
| **19** | 1 | Rast/**Rockenfeller**/Vanthoor<br>Audi R8 LMS | **Belgian Audi Club Team WRT**<br>Belgian Audi Club Team WRT | 2 | **1:59.029** | 1.624 | 0.026 | 175,1 | 10:34:11 |
| **20** | 46 | Paltalla/**Luhr**/Martin<br>BMW Z4 | **BMW Sports Trophy Team Marc VDS**<br>BMW Sports Trophy Team Marc VDS | 6 | **1:59.043** | 1.638 | 0.014 | 175,1 | 10:43:15 |
| **21** | 98 | Dontje/**Sylvest**/Jäger<br>Mercedes SLS AMG GT3 | **ROWE Racing**<br>ROWE Racing | 2 | **1:59.103** | 1.698 | 0.060 | 175,0 | 10:36:21 |
| **22** | 21 | Al Faisal/**Haupt**/Buurman<br>Mercedes SLS AMG GT3 | **Black Falcon**<br>Black Falcon | 3 | **1:59.530** | 2.125 | 0.427 | 174,4 | 10:36:10 |
| **23** | 8 | Buhk/**Soulet**/Soucek<br>Bentley Continental GT3 | **Bentley M-Sport**<br>Bentley Team M-Sport | 3 | **1:59.713** | 2.308 | 0.183 | 174,1 | 10:36:25 |
| **24** | 7 | Smith/**Meyrick**/Kane<br>Bentley Continental GT3 | **Bentley M-Sport**<br>Bentley Team M-Sport | 2 | **1:59.953** | 2.548 | 0.240 | 173,8 | 10:34:21 |
| **25** | 63 | Venturini/**Zaugg**/Bortolotti<br>Lamborghini Huracan | **GRT Grasser Racing Team**<br>GRT Grasser Racing Team | 2 | **2:00.537** | 3.132 | 0.584 | 173,0 | 10:34:20 |
| **26** | 6 | Lee/**Thong**/Winkelhock<br>Audi R8 LMS Ultra | **Phoenix Racing**<br>Phoenix Racing | 4 | **2:00.585** | 3.180 | 0.048 | 172,9 | 10:40:18 |
| **27** | 33 | Heyer/**Toril**/Seyffarth<br>Mercedes SLS AMG GT3 | **Car Collection Motorsport**<br>Car Collection Motorsport | 4 | **2:01.646** | 4.241 | 1.061 | 171,4 | 10:39:13 |

**Subject to final scrutineering!**

Publications Time: Clerk of the course: Time Keeping:

# Blancpain Endurance Series

## Lap analysis Qualifying 2

Provisional

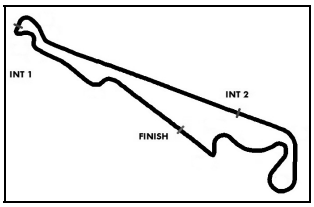


Circuit Paul Ricard Short, Length: 5791 m
Air temperature: 26.6°C
Track temperature: 23.9°C
Weather condition: Dry

Saturday 20.6.2015 10:27

# Lap analysis: Qualifying 2

### 1 Rast, DEU/ Rockenfeller, DEU/ Vanthoor, BEL , — theoretical besttime: 1:58.426

| Lap | Time | SE1 | SP1 | SE2 | SP2 | SE3 | SP3 | Lap | Time | SE1 | SP1 | SE2 | SP2 | SE3 | SP3 |
|---|---|---|---|---|---|---|---|---|---|---|---|---|---|---|---|
| 1 | 2:12.634 | 45.162 | 99 | 31.077 | 267 | 56.395 | | 4 | 2:04.389 | 37.899 | 92 | 31.084 | 273 | 55.406 | |
| 2 | ***1:59.029*** | 35.783 | 95 | 30.588 | 273 | ***52.658*** | | 5 | 2:02.388 | 36.850 | 94 | 30.732 | 273 | 54.806 | |
| 3 | 1:59.965 | ***35.310*** | ***101*** | ***30.458*** | ***276*** | 54.197 | | 6 | 2:15.037 | 36.041 | 98 | 30.569 | 273 | 1:08.427 | |

### 2 Frijns, NLD/ Müller, DEU/ Vernay, FRA , — theoretical besttime: 1:58.880

| Lap | Time | SE1 | SP1 | SE2 | SP2 | SE3 | SP3 | Lap | Time | SE1 | SP1 | SE2 | SP2 | SE3 | SP3 |
|---|---|---|---|---|---|---|---|---|---|---|---|---|---|---|---|
| 1 | 4:02.043 | 2:29.082 | ***101*** | 31.292 | 266 | 1:01.669 | | 4 | 2:00.095 | 35.780 | 99 | ***30.717*** | ***271*** | 53.598 | |
| 2 | ***1:58.902*** | ***35.302*** | 100 | 30.739 | 270 | ***52.861*** | | 5 | 2:04.653 | 39.568 | 97 | 31.287 | 269 | 53.798 | |
| 3 | 2:04.434 | 36.439 | 99 | 30.757 | 270 | 57.238 | | 6 | 2:10.049 | 35.519 | 101 | 30.760 | 269 | 1:03.770 | |

### 3 Richelmi, MCO/ Stippler, DEU/ Ortelli, MCO , — theoretical besttime: 1:58.754

| Lap | Time | SE1 | SP1 | SE2 | SP2 | SE3 | SP3 | Lap | Time | SE1 | SP1 | SE2 | SP2 | SE3 | SP3 |
|---|---|---|---|---|---|---|---|---|---|---|---|---|---|---|---|
| 1 | 4:02.421 | 2:32.988 | 93 | 31.067 | 267 | 58.366 | | 4 | ***1:58.954*** | ***35.744*** | 101 | 30.684 | 271 | ***52.526*** | |
| 2 | 1:59.073 | 35.839 | ***104*** | ***30.484*** | 272 | 52.750 | | 5 | 2:20.717 | 41.942 | 100 | 30.952 | ***273*** | 1:07.823 | |
| 3 | 2:05.314 | 36.386 | 100 | 30.762 | ***273*** | 58.166 | | | | | | | | | |

### 4 Koebolt, NLD/ Bottemanne, FRA/ Schothorst, NLD , — theoretical besttime: 1:58.506

| Lap | Time | SE1 | SP1 | SE2 | SP2 | SE3 | SP3 | Lap | Time | SE1 | SP1 | SE2 | SP2 | SE3 | SP3 |
|---|---|---|---|---|---|---|---|---|---|---|---|---|---|---|---|
| 1 | 3:51.908 | 2:14.167 | 91 | 32.163 | 267 | 1:05.578 | | 5 | 2:02.249 | 35.774 | ***102*** | ***30.577*** | 271 | 55.898 | |
| 2 | 1:59.020 | 35.643 | 101 | 30.622 | 269 | 52.755 | | 6 | ***1:58.811*** | 35.724 | 101 | 30.602 | 269 | ***52.485*** | |
| 3 | 1:59.087 | ***35.444*** | 99 | 30.598 | ***273*** | 53.045 | | 7 | 2:15.955 | 37.523 | 95 | 31.490 | 269 | 1:06.942 | |
| 4 | 2:10.337 | 38.488 | 97 | 34.028 | 258 | 57.821 | | | | | | | | | |

### 5 Fässler, CHE/ Mies, DEU/ Haase, DEU , — theoretical besttime: 1:57.572

| Lap | Time | SE1 | SP1 | SE2 | SP2 | SE3 | SP3 | Lap | Time | SE1 | SP1 | SE2 | SP2 | SE3 | SP3 |
|---|---|---|---|---|---|---|---|---|---|---|---|---|---|---|---|
| 1 | 4:08.911 | 2:33.467 | 100 | 30.665 | 252 | 1:04.779 | | 4 | ***1:58.089*** | 35.370 | 99 | 30.459 | 274 | ***52.260*** | |
| 2 | 1:58.495 | ***35.068*** | ***100*** | ***30.244*** | ***276*** | 53.183 | | 5 | 2:19.915 | 37.211 | 93 | 31.818 | ***276*** | 1:10.886 | |
| 3 | 2:09.376 | 39.724 | 88 | 31.297 | 275 | 58.355 | | | | | | | | | |

### 6 Lee, CHN/ Thong, CHN/ Winkelhock, DEU , — theoretical besttime: 2:00.373

| Lap | Time | SE1 | SP1 | SE2 | SP2 | SE3 | SP3 | Lap | Time | SE1 | SP1 | SE2 | SP2 | SE3 | SP3 |
|---|---|---|---|---|---|---|---|---|---|---|---|---|---|---|---|
| 1 | 4:12.439 | 2:35.373 | 101 | 31.229 | 267 | 1:05.837 | | 4 | ***2:00.585*** | 35.965 | 101 | 30.779 | 271 | ***53.841*** | |
| 2 | 2:00.702 | 35.931 | 100 | 30.783 | ***273*** | 53.988 | | 5 | 2:13.119 | ***35.849*** | ***102*** | ***30.683*** | 271 | 1:06.587 | |
| 3 | 2:05.282 | 38.692 | 100 | 31.451 | 268 | 55.139 | | | | | | | | | |

### 7 Smith, GBR/ Meyrick, GBR/ Kane, GBR , — theoretical besttime: 1:59.953

| Lap | Time | SE1 | SP1 | SE2 | SP2 | SE3 | SP3 | Lap | Time | SE1 | SP1 | SE2 | SP2 | SE3 | SP3 |
|---|---|---|---|---|---|---|---|---|---|---|---|---|---|---|---|
| 1 | 2:22.073 | 51.935 | 94 | 31.141 | 274 | 58.997 | | 3 | 2:00.861 | 36.128 | 93 | 30.640 | 276 | 54.093 | |
| 2 | ***1:59.953*** | ***35.920*** | 97 | ***30.400*** | ***277*** | ***53.633*** | | 4 | 2:16.548 | 39.825 | ***97*** | 30.534 | ***277*** | 1:06.189 | |

### 8 Buhk, DEU/ Soulet, BEL/ Soucek, ESP , — theoretical besttime: 1:59.589

| Lap | Time | SE1 | SP1 | SE2 | SP2 | SE3 | SP3 | Lap | Time | SE1 | SP1 | SE2 | SP2 | SE3 | SP3 |
|---|---|---|---|---|---|---|---|---|---|---|---|---|---|---|---|
| 1 | 2:25.475 | 59.696 | 91 | 30.889 | 275 | 54.890 | | 3 | ***1:59.713*** | ***35.834*** | ***98*** | ***30.303*** | 275 | 53.576 | |
| 2 | 2:00.113 | 36.255 | 96 | 30.406 | 276 | ***53.452*** | | 4 | 2:12.766 | 36.969 | 96 | 30.480 | ***276*** | 1:05.317 | |

### 9 Zanardi, ITA/ Spengler, CAN/ Glock, DEU , — theoretical besttime: 1:57.701

| Lap | Time | SE1 | SP1 | SE2 | SP2 | SE3 | SP3 | Lap | Time | SE1 | SP1 | SE2 | SP2 | SE3 | SP3 |
|---|---|---|---|---|---|---|---|---|---|---|---|---|---|---|---|
| 1 | 3:04.758 | 1:34.567 | 100 | 30.450 | 268 | 59.741 | | 4 | ***1:57.756*** | ***35.211*** | 102 | 30.258 | 271 | ***52.287*** | |
| 2 | 1:59.237 | 35.762 | 103 | 30.395 | 270 | 53.080 | | 5 | 2:13.323 | 35.678 | 99 | 30.502 | ***271*** | 1:07.143 | |
| 3 | 2:06.177 | 35.419 | ***104*** | ***30.203*** | 271 | 1:00.555 | | | | | | | | | |

### 10 Beaubelique, FRA/ Ricci, FRA/ Giauque, FRA , — theoretical besttime: 2:01.995

| Lap | Time | SE1 | SP1 | SE2 | SP2 | SE3 | SP3 | Lap | Time | SE1 | SP1 | SE2 | SP2 | SE3 | SP3 |
|---|---|---|---|---|---|---|---|---|---|---|---|---|---|---|---|
| 1 | 3:39.313 | 2:04.560 | 91 | 33.433 | 244 | 1:01.320 | | 5 | 2:02.534 | 36.573 | 96 | ***30.775*** | 277 | 55.186 | |
| 2 | 2:03.266 | 36.968 | 99 | 31.053 | 276 | 55.245 | | 6 | 2:03.983 | 36.892 | 100 | 31.426 | 275 | 55.665 | |
| 3 | 2:03.196 | 36.494 | ***102*** | 30.966 | 276 | 55.736 | | 7 | ***2:02.139*** | ***36.376*** | 101 | 30.919 | ***278*** | ***54.844*** | |
| 4 | 2:02.946 | 36.687 | 101 | 31.023 | 276 | 55.236 | | 8 | | 37.975 | 93 | 31.125 | 273 | | |

# Blancpain Endurance Series

## Lap analysis Qualifying 2

Provisional

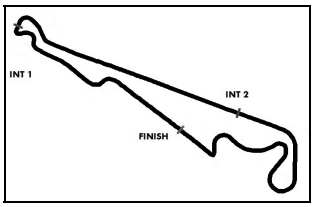


Circuit Paul Ricard Short, Length: 5791 m
Air temperature: 26.6°C
Track temperature: 23.9°C
Weather condition: Dry

Saturday 20.6.2015 10:27

# Lap analysis: Qualifying 2

### 11 Broniszewski, POL/ Bonacini, ITA/ Lyons, GBR , — theoretical besttime: 1:58.240

| Lap | Time | SE1 | SP1 | SE2 | SP2 | SE3 | SP3 | Lap | Time | SE1 | SP1 | SE2 | SP2 | SE3 | SP3 |
|---|---|---|---|---|---|---|---|---|---|---|---|---|---|---|---|
| 1 | 2:45.521 | 1:16.928 | 96 | 31.303 | 279 | 57.290 | | 4 | ***1:58.352*** | ***35.266*** | ***103*** | 29.809 | ***280*** | 53.277 | |
| 2 | 1:58.698 | 35.473 | 98 | ***29.755*** | ***280*** | 53.470 | | 5 | 2:15.716 | 35.744 | 102 | 29.817 | ***280*** | 1:10.155 | |
| 3 | 2:07.574 | 38.357 | 82 | 35.998 | 273 | ***53.219*** | | | | | | | | | |

### 12 Dermont, FRA/ Hassid, FRA/ Perera, FRA , — theoretical besttime: 1:58.282

| Lap | Time | SE1 | SP1 | SE2 | SP2 | SE3 | SP3 | Lap | Time | SE1 | SP1 | SE2 | SP2 | SE3 | SP3 |
|---|---|---|---|---|---|---|---|---|---|---|---|---|---|---|---|
| 1 | 3:00.378 | 1:20.983 | 79 | 36.985 | 260 | 1:02.410 | | 5 | ***1:58.628*** | 35.554 | ***97*** | 30.309 | ***273*** | 52.765 | |
| 2 | 1:58.748 | 35.700 | 95 | 30.341 | ***273*** | ***52.707*** | | 6 | 1:59.151 | ***35.334*** | 97 | 30.503 | 271 | 53.314 | |
| 3 | 2:29.728 | 42.202 | 91 | 44.129 | 170 | 1:03.397 | | 7 | 2:33.136 | 37.457 | 93 | 37.576 | 216 | 1:18.103 | |
| 4 | 1:58.823 | 35.819 | 95 | ***30.241*** | 271 | 52.763 | | | | | | | | | |

### 14 Frey, CHE/ Gardel, CHE/ Barth, CHE , — theoretical besttime: 1:59.892

| Lap | Time | SE1 | SP1 | SE2 | SP2 | SE3 | SP3 | Lap | Time | SE1 | SP1 | SE2 | SP2 | SE3 | SP3 |
|---|---|---|---|---|---|---|---|---|---|---|---|---|---|---|---|
| 1 | 2:33.334 | 1:07.355 | 98 | 31.289 | 262 | 54.690 | | 6 | 2:00.707 | 35.924 | 97 | 30.415 | 276 | 54.368 | |
| 2 | 2:02.157 | 37.084 | ***100*** | 30.582 | 279 | 54.491 | | 7 | 2:00.103 | ***35.688*** | 92 | 30.513 | 277 | ***53.902*** | |
| 3 | ***2:00.017*** | 35.743 | 94 | 30.344 | ***280*** | 53.930 | | 8 | 2:00.535 | 35.937 | 95 | 30.474 | 276 | 54.124 | |
| 4 | 2:02.824 | 36.224 | 97 | ***30.302*** | 276 | 56.298 | | 9 | | 37.442 | 93 | | | | |
| 5 | 2:00.187 | 35.903 | 100 | 30.360 | 276 | 53.924 | | | | | | | | | |

### 15 Ojjeh, SAU/ Grötz, LUX , , — theoretical besttime: 2:01.011

| Lap | Time | SE1 | SP1 | SE2 | SP2 | SE3 | SP3 | Lap | Time | SE1 | SP1 | SE2 | SP2 | SE3 | SP3 |
|---|---|---|---|---|---|---|---|---|---|---|---|---|---|---|---|
| 1 | 2:31.176 | 54.952 | 85 | 35.842 | 200 | 1:00.382 | | 5 | 2:01.791 | 36.515 | 95 | 31.083 | 267 | 54.193 | |
| 2 | 2:07.244 | 38.071 | 92 | 31.762 | 247 | 57.411 | | 6 | 2:01.782 | 36.925 | 89 | 30.955 | 267 | ***53.902*** | |
| 3 | 2:02.520 | 36.717 | 96 | 31.164 | ***267*** | 54.639 | | 7 | ***2:01.185*** | ***36.233*** | ***99*** | ***30.876*** | ***267*** | 54.076 | |
| 4 | 2:01.742 | 36.599 | 94 | 30.947 | ***267*** | 54.196 | | 8 | 2:13.124 | 37.454 | 97 | 31.005 | 267 | 1:04.665 | |

### 16 Barthez, FRA/ Pons, FRA , , — theoretical besttime: 1:59.939

| Lap | Time | SE1 | SP1 | SE2 | SP2 | SE3 | SP3 | Lap | Time | SE1 | SP1 | SE2 | SP2 | SE3 | SP3 |
|---|---|---|---|---|---|---|---|---|---|---|---|---|---|---|---|
| 1 | 3:47.878 | 2:14.975 | 98 | 34.073 | 254 | 58.830 | | 5 | ***1:59.946*** | ***35.730*** | 100 | ***30.282*** | ***279*** | 53.934 | |
| 2 | 2:00.892 | 36.063 | ***105*** | 30.358 | ***279*** | 54.471 | | 6 | 2:02.409 | 36.964 | 102 | 31.204 | 278 | 54.241 | |
| 3 | 2:02.328 | 36.446 | 101 | 30.494 | 278 | 55.388 | | 7 | 2:17.507 | 36.097 | 97 | 30.432 | 278 | 1:10.978 | |
| 4 | 2:00.855 | 36.487 | 102 | 30.441 | ***279*** | ***53.927*** | | | | | | | | | |

### 17 Andersen, DNK/ Jensen, DNK , , — theoretical besttime: 2:01.070

| Lap | Time | SE1 | SP1 | SE2 | SP2 | SE3 | SP3 | Lap | Time | SE1 | SP1 | SE2 | SP2 | SE3 | SP3 |
|---|---|---|---|---|---|---|---|---|---|---|---|---|---|---|---|
| 1 | 3:35.674 | 2:00.454 | 94 | 36.870 | 220 | 58.350 | | 4 | ***2:01.189*** | ***36.406*** | ***102*** | 30.486 | 279 | ***54.297*** | |
| 2 | 2:02.630 | 37.415 | 99 | 30.655 | 279 | 54.560 | | 5 | 2:01.556 | 36.482 | 101 | 30.612 | ***280*** | 54.462 | |
| 3 | 2:02.121 | 36.480 | 101 | ***30.367*** | 278 | 55.274 | | 6 | 2:15.467 | 36.536 | 101 | 30.637 | 278 | 1:08.294 | |

### 18 Morley, GBR/ Johnston, USA/ Engel, DEU , — theoretical besttime: 1:58.816

| Lap | Time | SE1 | SP1 | SE2 | SP2 | SE3 | SP3 | Lap | Time | SE1 | SP1 | SE2 | SP2 | SE3 | SP3 |
|---|---|---|---|---|---|---|---|---|---|---|---|---|---|---|---|
| 1 | 2:13.485 | 46.008 | ***99*** | 31.121 | 256 | 56.356 | | 3 | ***1:59.171*** | ***35.571*** | 98 | ***29.913*** | ***283*** | 53.687 | |
| 2 | 1:59.795 | 36.186 | ***99*** | 30.277 | 281 | ***53.332*** | | 4 | 2:22.516 | 38.437 | 98 | 32.678 | 244 | 1:11.401 | |

### 19 Palmer, USA/ Babini, ITA/ Mul, NLD , — theoretical besttime: 1:57.338

| Lap | Time | SE1 | SP1 | SE2 | SP2 | SE3 | SP3 | Lap | Time | SE1 | SP1 | SE2 | SP2 | SE3 | SP3 |
|---|---|---|---|---|---|---|---|---|---|---|---|---|---|---|---|
| 1 | 7:00.924 | 5:35.799 | 96 | 31.139 | 277 | 53.986 | | 4 | 2:03.318 | 36.273 | 95 | 30.936 | 273 | 56.109 | |
| 2 | 1:58.081 | 35.230 | 102 | 30.193 | 281 | 52.658 | | 5 | 1:57.422 | ***34.910*** | 102 | 30.114 | 281 | 52.398 | |
| 3 | ***1:57.405*** | 34.977 | ***103*** | ***30.079*** | ***283*** | ***52.349*** | | 6 | 2:26.512 | 39.996 | 86 | 36.226 | 215 | 1:10.290 | |

### 20 Vautier, FRA/ Moullin Traffort, FRA/ Pier Guidi, ITA , — theoretical besttime: 1:57.841

| Lap | Time | SE1 | SP1 | SE2 | SP2 | SE3 | SP3 | Lap | Time | SE1 | SP1 | SE2 | SP2 | SE3 | SP3 |
|---|---|---|---|---|---|---|---|---|---|---|---|---|---|---|---|
| 1 | 3:13.518 | 1:41.450 | 99 | 35.894 | 216 | 56.174 | | 3 | ***1:58.182*** | ***35.360*** | ***102*** | ***29.957*** | ***279*** | 52.865 | |
| 2 | 1:58.767 | 36.136 | 99 | 30.107 | ***279*** | ***52.524*** | | 4 | 2:26.874 | 39.090 | 100 | 33.726 | 220 | 1:14.058 | |

### 21 Al Faisal, SAU/ Haupt, DEU/ Buurman, NLD , — theoretical besttime: 1:59.530

| Lap | Time | SE1 | SP1 | SE2 | SP2 | SE3 | SP3 | Lap | Time | SE1 | SP1 | SE2 | SP2 | SE3 | SP3 |
|---|---|---|---|---|---|---|---|---|---|---|---|---|---|---|---|
| 1 | 2:10.435 | 44.374 | 98 | 30.955 | 273 | 55.106 | | 4 | 2:09.058 | 37.716 | 96 | 31.869 | 275 | 59.473 | |
| 2 | 2:00.404 | 36.150 | ***102*** | 30.425 | 277 | 53.829 | | 5 | 2:01.686 | 35.926 | 99 | 30.486 | ***281*** | 55.274 | |
| 3 | ***1:59.530*** | ***35.645*** | 102 | ***30.326*** | 278 | ***53.559*** | | 6 | 2:17.929 | 36.981 | 99 | 31.589 | 266 | 1:09.359 | |

# Blancpain Endurance Series

## Lap analysis Qualifying 2

Provisional

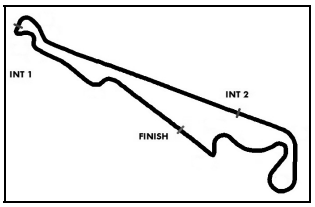


Circuit Paul Ricard Short, Length: 5791 m
Air temperature: 26.6°C
Track temperature: 23.9°C
Weather condition: Dry

Saturday 20.6.2015 10:27

# Lap analysis: Qualifying 2

### 22 Paletou, FRA/ Sanchez, MEX/ Shulzhitskiy, RUS , theoretical besttime: 1:58.729

| Lap | Time | SE1 | SP1 | SE2 | SP2 | SE3 | SP3 | Lap | Time | SE1 | SP1 | SE2 | SP2 | SE3 | SP3 |
|---|---|---|---|---|---|---|---|---|---|---|---|---|---|---|---|
| 1 | 2:16.358 | 48.535 | 93 | 30.431 | 276 | 57.392 | | 4 | 2:03.653 | 38.063 | 98 | 30.030 | 281 | 55.560 | |
| 2 | 1:59.201 | 35.999 | 96 | 30.136 | 278 | 53.066 | | 5 | 1:58.831 | ***35.695*** | 98 | ***29.989*** | ***283*** | 53.147 | |
| 3 | ***1:58.811*** | 35.729 | 98 | 30.037 | 281 | ***53.045*** | | 6 | | 36.146 | ***98*** | 30.266 | 281 | | |

### 23 Reip, BEL/ Buncombe, GBR/ Chiyo, JPN , theoretical besttime: 1:58.318

| Lap | Time | SE1 | SP1 | SE2 | SP2 | SE3 | SP3 | Lap | Time | SE1 | SP1 | SE2 | SP2 | SE3 | SP3 |
|---|---|---|---|---|---|---|---|---|---|---|---|---|---|---|---|
| 1 | 4:53.406 | 3:16.285 | 76 | 36.066 | 249 | 1:01.055 | | 4 | 1:58.829 | 35.800 | 99 | 29.865 | 283 | ***53.164*** | |
| 2 | 1:59.043 | 35.697 | ***102*** | 30.061 | 281 | 53.285 | | 5 | | 38.730 | 89 | 31.184 | 277 | | |
| 3 | ***1:58.711*** | ***35.381*** | 100 | ***29.773*** | ***284*** | 53.557 | | | | | | | | | |

### 24 Loggie, GBR/ Simonsen, DNK/ Westwood, GBR , theoretical besttime: 1:59.051

| Lap | Time | SE1 | SP1 | SE2 | SP2 | SE3 | SP3 | Lap | Time | SE1 | SP1 | SE2 | SP2 | SE3 | SP3 |
|---|---|---|---|---|---|---|---|---|---|---|---|---|---|---|---|
| 1 | 3:53.056 | 2:15.571 | 96 | 31.967 | 271 | 1:05.518 | | 3 | 2:34.204 | 1:05.523 | ***99*** | 30.807 | ***273*** | 57.874 | |
| 2 | ***1:59.051*** | ***35.471*** | ***99*** | ***30.647*** | ***273*** | ***52.933*** | | 4 | | 41.494 | 83 | 32.992 | 269 | | |

### 25 Mancini, ITA/ Birzhin, RUS/ Mastronardi, ITA , theoretical besttime: 2:00.139

| Lap | Time | SE1 | SP1 | SE2 | SP2 | SE3 | SP3 | Lap | Time | SE1 | SP1 | SE2 | SP2 | SE3 | SP3 |
|---|---|---|---|---|---|---|---|---|---|---|---|---|---|---|---|
| 1 | 3:12.498 | 1:37.951 | 100 | 34.585 | 247 | 59.962 | | 4 | 2:01.719 | 36.807 | 89 | 30.308 | 277 | 54.604 | |
| 2 | 2:01.417 | 36.798 | 100 | 30.542 | 277 | 54.077 | | 5 | 2:03.818 | 37.109 | ***102*** | 30.345 | ***280*** | 56.364 | |
| 3 | ***2:00.139*** | ***35.975*** | ***102*** | ***30.212*** | 278 | ***53.952*** | | 6 | | 36.575 | 100 | 30.761 | 276 | | |

### 28 Bordet, FRA/ Viron, FRA/ Orgeval, FRA , theoretical besttime: 2:04.170

| Lap | Time | SE1 | SP1 | SE2 | SP2 | SE3 | SP3 | Lap | Time | SE1 | SP1 | SE2 | SP2 | SE3 | SP3 |
|---|---|---|---|---|---|---|---|---|---|---|---|---|---|---|---|
| 1 | 2:50.765 | 1:16.678 | 91 | 33.011 | 277 | 1:01.076 | | 4 | 2:04.475 | 37.244 | 99 | ***30.541*** | ***280*** | 56.690 | |
| 2 | 2:05.267 | 37.889 | ***99*** | 30.929 | 279 | ***56.449*** | | 5 | ***2:04.340*** | ***37.180*** | 99 | 30.680 | 279 | 56.480 | |
| 3 | 2:05.437 | 37.913 | 95 | 30.671 | ***280*** | 56.853 | | 6 | | 37.868 | 95 | 30.783 | 278 | | |

### 30 Hirschi, CHE/ Kelders, BEL/ Hirschi, CHE , theoretical besttime: 2:02.088

| Lap | Time | SE1 | SP1 | SE2 | SP2 | SE3 | SP3 | Lap | Time | SE1 | SP1 | SE2 | SP2 | SE3 | SP3 |
|---|---|---|---|---|---|---|---|---|---|---|---|---|---|---|---|
| 1 | 3:54.168 | 2:10.992 | 85 | 34.886 | 252 | 1:08.290 | | 5 | 2:14.016 | 45.123 | 93 | 32.258 | 267 | 56.635 | |
| 2 | 2:04.063 | 37.502 | ***99*** | 31.026 | 267 | 55.535 | | 6 | 2:03.607 | 37.283 | 96 | 31.099 | 267 | 55.225 | |
| 3 | 2:03.639 | 38.047 | 97 | 30.872 | 269 | 54.720 | | 7 | ***2:02.088*** | ***36.841*** | 98 | ***30.739*** | ***269*** | ***54.508*** | |
| 4 | 2:03.236 | 37.605 | 93 | 30.848 | ***269*** | 54.783 | | 8 | | 39.366 | 89 | | | | |

### 32 Wilson, GBR/ Leonard, GBR/ Meadows, GBR , theoretical besttime: 1:59.165

| Lap | Time | SE1 | SP1 | SE2 | SP2 | SE3 | SP3 | Lap | Time | SE1 | SP1 | SE2 | SP2 | SE3 | SP3 |
|---|---|---|---|---|---|---|---|---|---|---|---|---|---|---|---|
| 1 | 2:30.064 | 1:00.408 | 85 | 32.303 | 267 | 57.353 | | 4 | 1:59.553 | ***36.061*** | 99 | ***30.217*** | 275 | 53.275 | |
| 2 | ***1:59.429*** | 36.178 | 96 | 30.364 | ***276*** | ***52.887*** | | 5 | | 39.436 | 90 | 36.773 | 216 | | |
| 3 | 2:00.810 | 36.276 | ***99*** | 30.303 | 275 | 54.231 | | | | | | | | | |

### 33 Heyer, DEU/ Toril, ESP/ Seyffarth, DEU , theoretical besttime: 2:01.232

| Lap | Time | SE1 | SP1 | SE2 | SP2 | SE3 | SP3 | Lap | Time | SE1 | SP1 | SE2 | SP2 | SE3 | SP3 |
|---|---|---|---|---|---|---|---|---|---|---|---|---|---|---|---|
| 1 | 3:06.728 | 1:37.573 | 98 | 31.245 | 278 | 57.910 | | 4 | ***2:01.646*** | 36.693 | 97 | 30.270 | 273 | ***54.683*** | |
| 2 | 2:02.540 | 37.258 | 97 | 30.484 | ***282*** | 54.798 | | 5 | 2:11.282 | ***36.370*** | 98 | ***30.179*** | 281 | 1:04.733 | |
| 3 | 2:02.168 | 36.726 | ***100*** | 30.432 | ***282*** | 55.010 | | | | | | | | | |

### 34 Schmidt, DEU/ Ehret, DEU/ van der Zande, NLD , theoretical besttime: 2:01.384

| Lap | Time | SE1 | SP1 | SE2 | SP2 | SE3 | SP3 | Lap | Time | SE1 | SP1 | SE2 | SP2 | SE3 | SP3 |
|---|---|---|---|---|---|---|---|---|---|---|---|---|---|---|---|
| 1 | 2:25.737 | 57.656 | 96 | 31.263 | 274 | 56.818 | | 5 | 3:56.642 | 2:31.102 | 95 | 30.821 | 276 | ***54.719*** | |
| 2 | 2:02.991 | 37.569 | 100 | 30.605 | 278 | 54.817 | | 6 | 2:02.123 | 36.649 | 100 | 30.448 | 278 | 55.026 | |
| 3 | 2:02.344 | 36.616 | ***102*** | 30.565 | ***279*** | 55.163 | | 7 | ***2:01.930*** | 36.543 | 97 | ***30.416*** | 278 | 54.971 | |
| 4 | 2:14.087 | ***36.249*** | 101 | 30.542 | 278 | 1:07.296 | | 8 | | 37.308 | 97 | | | | |

### 35 Tambay, FRA/ Mortara, ITA/ Guilvert, FRA , theoretical besttime: 1:58.637

| Lap | Time | SE1 | SP1 | SE2 | SP2 | SE3 | SP3 | Lap | Time | SE1 | SP1 | SE2 | SP2 | SE3 | SP3 |
|---|---|---|---|---|---|---|---|---|---|---|---|---|---|---|---|
| 1 | 3:20.748 | 1:52.858 | 95 | 32.081 | 270 | 55.809 | | 3 | ***1:58.879*** | 35.767 | 102 | 30.426 | 276 | ***52.686*** | |
| 2 | 2:02.092 | 36.312 | 99 | 32.100 | 272 | 53.680 | | 4 | 2:19.648 | ***35.577*** | ***102*** | ***30.374*** | ***278*** | 1:13.697 | |

# Blancpain Endurance Series

## Lap analysis Qualifying 2

Provisional

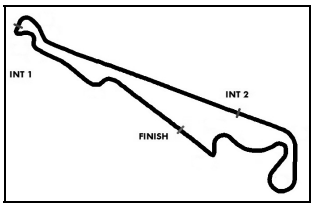


Circuit Paul Ricard Short, Length: 5791 m
Air temperature: 26.6°C
Track temperature: 23.9°C
Weather condition: Dry

Saturday 20.6.2015 10:27

# Lap analysis: Qualifying 2

### 36 Lallemant, FRA/ Buffin, FRA/ Cabannes, FRA , — theoretical besttime: 2:07.045

| Lap | Time | SE1 | SP1 | SE2 | SP2 | SE3 | SP3 | Lap | Time | SE1 | SP1 | SE2 | SP2 | SE3 | SP3 |
|---|---|---|---|---|---|---|---|---|---|---|---|---|---|---|---|
| 1 | 3:41.348 | 2:06.008 | 89 | 33.962 | 263 | 1:01.378 | | 4 | 2:07.378 | 38.591 | 96 | 31.331 | ***273*** | 57.456 | |
| 2 | ***2:07.057*** | ***38.412*** | 93 | 31.254 | 272 | ***57.391*** | | 5 | 2:12.477 | 40.212 | 91 | 31.943 | 257 | 1:00.322 | |
| 3 | 2:08.454 | 39.220 | ***98*** | ***31.242*** | ***273*** | 57.992 | | 6 | 2:23.476 | 38.944 | 94 | 31.955 | 263 | 1:12.577 | |

### 41 Vannelet, FRA/ Santamato, FRA/ Guibbert, FRA , — theoretical besttime: 1:58.743

| Lap | Time | SE1 | SP1 | SE2 | SP2 | SE3 | SP3 | Lap | Time | SE1 | SP1 | SE2 | SP2 | SE3 | SP3 |
|---|---|---|---|---|---|---|---|---|---|---|---|---|---|---|---|
| 1 | 2:53.683 | | | | | | | 4 | ***1:58.927*** | ***35.512*** | ***107*** | ***30.291*** | 276 | 53.124 | |
| 2 | 2:35.736 | 1:07.233 | 98 | 33.538 | 265 | 54.965 | | 5 | 1:58.985 | 35.751 | 105 | 30.294 | ***279*** | ***52.940*** | |
| 3 | 2:10.370 | 36.417 | 90 | 34.634 | 263 | 59.319 | | 6 | | 36.230 | 83 | 32.359 | 271 | | |

### 42 Debs, FRA/ Mardini, FRA/ Mislin, FRA , — theoretical besttime: 2:02.641

| Lap | Time | SE1 | SP1 | SE2 | SP2 | SE3 | SP3 | Lap | Time | SE1 | SP1 | SE2 | SP2 | SE3 | SP3 |
|---|---|---|---|---|---|---|---|---|---|---|---|---|---|---|---|
| 1 | 2:38.413 | 1:11.305 | 100 | 31.359 | 276 | 55.749 | | 4 | 2:03.776 | ***36.979*** | ***102*** | ***30.720*** | 278 | 56.077 | |
| 2 | 2:05.205 | 38.453 | 92 | 31.676 | 278 | 55.076 | | 5 | ***2:02.950*** | 37.204 | 101 | 30.804 | ***278*** | ***54.942*** | |
| 3 | 2:04.372 | 37.481 | 99 | 30.981 | 278 | 55.910 | | 6 | | 38.467 | 99 | 31.099 | ***278*** | | |

### 44 Al Harthy, OMA/ Lloyd, GBR/ Adam, GBR , — theoretical besttime: 1:58.657

| Lap | Time | SE1 | SP1 | SE2 | SP2 | SE3 | SP3 | Lap | Time | SE1 | SP1 | SE2 | SP2 | SE3 | SP3 |
|---|---|---|---|---|---|---|---|---|---|---|---|---|---|---|---|
| 1 | 4:02.898 | 2:25.751 | 92 | 33.252 | 256 | 1:03.895 | | 4 | ***1:59.003*** | 35.667 | 104 | 30.535 | 271 | ***52.801*** | |
| 2 | 1:59.090 | 35.898 | 102 | ***30.350*** | 274 | 52.842 | | 5 | 2:03.839 | 38.942 | ***104*** | 30.398 | ***275*** | 54.499 | |
| 3 | 2:06.459 | 37.360 | 99 | 30.720 | 262 | 58.379 | | 6 | | ***35.506*** | 103 | 30.474 | 272 | | |

### 46 Paltalla, FIN/ Luhr, DEU/ Martin, BEL , — theoretical besttime: 1:58.988

| Lap | Time | SE1 | SP1 | SE2 | SP2 | SE3 | SP3 | Lap | Time | SE1 | SP1 | SE2 | SP2 | SE3 | SP3 |
|---|---|---|---|---|---|---|---|---|---|---|---|---|---|---|---|
| 1 | 3:07.844 | 1:30.323 | 89 | 34.687 | 201 | 1:02.834 | | 5 | 1:59.714 | 35.969 | 94 | 30.642 | ***273*** | 53.103 | |
| 2 | 2:07.019 | 38.005 | 91 | 31.685 | 268 | 57.329 | | 6 | ***1:59.043*** | 35.746 | 97 | 30.499 | ***273*** | ***52.798*** | |
| 3 | 2:02.156 | 36.887 | 94 | 31.170 | 270 | 54.099 | | 7 | 1:59.111 | 35.813 | ***98*** | ***30.464*** | 272 | 52.834 | |
| 4 | 1:59.534 | ***35.726*** | 96 | 30.565 | 271 | 53.243 | | 8 | | 51.707 | 93 | 30.636 | 271 | | |

### 48 Soenen, BEL/ van Glabeke, BEL/ Lanting, MCO , — theoretical besttime: 2:01.197

| Lap | Time | SE1 | SP1 | SE2 | SP2 | SE3 | SP3 | Lap | Time | SE1 | SP1 | SE2 | SP2 | SE3 | SP3 |
|---|---|---|---|---|---|---|---|---|---|---|---|---|---|---|---|
| 1 | 4:04.267 | 2:27.050 | 89 | 34.473 | 266 | 1:02.744 | | 5 | 2:09.450 | 37.259 | 90 | 34.503 | 244 | 57.688 | |
| 2 | 2:02.144 | 37.088 | 98 | 30.437 | 279 | ***54.619*** | | 6 | 2:02.765 | 36.594 | 95 | 30.273 | 278 | 55.898 | |
| 3 | 2:04.846 | 37.222 | ***101*** | 31.719 | 276 | 55.905 | | 7 | ***2:01.936*** | 36.441 | 99 | ***30.233*** | ***280*** | 55.262 | |
| 4 | 2:02.646 | ***36.345*** | 100 | 30.723 | 279 | 55.578 | | 8 | | 39.107 | 96 | | | | |

### 49 Blank, ITA/ Bachelier, FRA/ Mallegol, FRA , — theoretical besttime: 2:01.081

| Lap | Time | SE1 | SP1 | SE2 | SP2 | SE3 | SP3 | Lap | Time | SE1 | SP1 | SE2 | SP2 | SE3 | SP3 |
|---|---|---|---|---|---|---|---|---|---|---|---|---|---|---|---|
| 1 | 5:18.485 | 3:46.363 | 94 | 34.419 | 267 | 57.703 | | 5 | 2:02.079 | 36.710 | 100 | 30.750 | 278 | 54.619 | |
| 2 | 2:01.923 | 36.933 | 102 | 30.548 | 278 | 54.442 | | 6 | ***2:01.242*** | 36.614 | 102 | ***30.445*** | ***279*** | ***54.183*** | |
| 3 | 2:01.351 | ***36.453*** | ***103*** | 30.460 | ***279*** | 54.438 | | 7 | | 39.948 | 91 | 33.829 | 257 | | |
| 4 | 2:08.376 | 39.127 | 94 | 33.203 | 260 | 56.046 | | | | | | | | | |

### 51 Guedes, PRT/ Cameron, GBR/ Griffin, IRL , — theoretical besttime: 2:00.445

| Lap | Time | SE1 | SP1 | SE2 | SP2 | SE3 | SP3 | Lap | Time | SE1 | SP1 | SE2 | SP2 | SE3 | SP3 |
|---|---|---|---|---|---|---|---|---|---|---|---|---|---|---|---|
| 1 | 3:46.621 | 2:08.519 | 89 | 33.044 | 267 | 1:05.058 | | 5 | 2:01.453 | 37.007 | 95 | 30.275 | 278 | ***54.171*** | |
| 2 | 2:01.761 | 36.093 | 98 | 30.323 | 278 | 55.345 | | 6 | 2:06.276 | 36.951 | 92 | 31.420 | 268 | 57.905 | |
| 3 | 2:01.096 | 36.217 | 97 | 30.444 | 278 | 54.435 | | 7 | 2:23.710 | 42.975 | ***99*** | 31.043 | ***279*** | 1:09.692 | |
| 4 | ***2:00.620*** | ***36.061*** | 97 | ***30.213*** | 278 | 54.346 | | | | | | | | | |

### 52 De Leener, BEL/ Sbirrazzuoli, MCO , , — theoretical besttime: 2:06.164

| Lap | Time | SE1 | SP1 | SE2 | SP2 | SE3 | SP3 | Lap | Time | SE1 | SP1 | SE2 | SP2 | SE3 | SP3 |
|---|---|---|---|---|---|---|---|---|---|---|---|---|---|---|---|
| 1 | 3:26.196 | 1:50.978 | 94 | 34.834 | 222 | 1:00.384 | | 3 | 2:21.415 | 41.389 | ***99*** | 31.488 | 260 | 1:08.538 | |
| 2 | ***2:06.164*** | ***38.094*** | 99 | ***30.884*** | ***278*** | ***57.186*** | | | | | | | | | |

### 53 Perazzini, ITA/ Potolicchio, VEN/ Cioci, ITA , — theoretical besttime: 1:59.867

| Lap | Time | SE1 | SP1 | SE2 | SP2 | SE3 | SP3 | Lap | Time | SE1 | SP1 | SE2 | SP2 | SE3 | SP3 |
|---|---|---|---|---|---|---|---|---|---|---|---|---|---|---|---|
| 1 | 2:36.821 | 1:10.379 | 98 | 31.121 | ***280*** | 55.321 | | 5 | 2:00.621 | 35.931 | 99 | 30.179 | ***280*** | 54.511 | |
| 2 | 2:13.379 | 38.126 | 88 | 30.745 | ***280*** | 1:04.508 | | 6 | 2:00.234 | 36.089 | ***100*** | ***30.172*** | 277 | 53.973 | |
| 3 | 3:30.553 | 2:03.989 | 94 | 30.629 | ***280*** | 55.935 | | 7 | 2:00.193 | 36.141 | 97 | 30.216 | 279 | 53.836 | |
| 4 | ***1:59.981*** | ***35.876*** | 100 | 30.286 | 279 | ***53.819*** | | 8 | | 39.815 | 80 | | | | |

# Blancpain Endurance Series

## Lap analysis Qualifying 2

Provisional

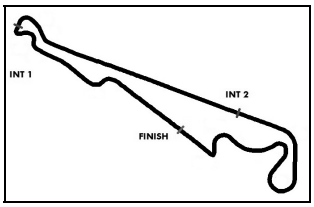


Circuit Paul Ricard Short, Length: 5791 m
Air temperature: 26.6°C
Track temperature: 23.9°C
Weather condition: Dry

Saturday 20.6.2015 10:27

# Lap analysis: Qualifying 2

| Lap | Time | SE1 | SP1 | SE2 | SP2 | SE3 | SP3 | Lap | Time | SE1 | SP1 | SE2 | SP2 | SE3 | SP3 |
|---|---|---|---|---|---|---|---|---|---|---|---|---|---|---|---|
| **54** | Yazbil, ARG/ Borches, ARG/ Alvarez, ARG , | | | | | | | | | | | **theoretical besttime: 2:08.365** | | | |
| 1 | 3:17.369 | 1:46.660 | 92 | 32.847 | 271 | 57.862 | | 3 | | 41.059 | 94 | 35.170 | ***272*** | | |
| 2 | ***2:08.365*** | ***38.923*** | ***95*** | ***33.029*** | 258 | ***56.413*** | | | | | | | | | |
| **55** | Gitlin, RUS/ Chukanov, RUS/ Ramos, PRT , | | | | | | | | | | | **theoretical besttime: 1:59.183** | | | |
| 1 | 5:14.812 | | | | | | | 5 | 2:06.348 | 37.688 | 83 | 34.859 | 251 | 53.801 | |
| 2 | 2:37.606 | 57.482 | 97 | 34.433 | 217 | 1:05.691 | | 6 | 1:59.603 | 35.899 | ***103*** | 30.474 | ***274*** | 53.230 | |
| 3 | 2:00.619 | 36.404 | 98 | 30.790 | 272 | 53.425 | | 7 | | 42.335 | 84 | 33.027 | 267 | | |
| 4 | ***1:59.183*** | ***35.638*** | 102 | ***30.379*** | ***274*** | ***53.166*** | | | | | | | | | |
| **56** | Häring, DEU/ Konstantinou, GRC/ Schmickler, DEU , | | | | | | | | | | | **theoretical besttime: 2:00.766** | | | |
| 1 | 3:30.261 | 1:55.880 | 94 | 34.262 | 203 | 1:00.119 | | 4 | ***2:00.996*** | ***36.496*** | 103 | 30.534 | ***279*** | ***53.966*** | |
| 2 | 2:01.311 | 36.623 | ***105*** | ***30.304*** | ***279*** | 54.384 | | 5 | | 37.877 | 105 | 30.561 | ***279*** | | |
| 3 | 2:02.162 | 36.608 | 105 | 30.939 | 278 | 54.615 | | | | | | | | | |
| **58** | Lapierre, FRA/ Bell, GBR/ Estre, FRA , | | | | | | | | | | | **theoretical besttime: 1:57.645** | | | |
| 1 | 2:58.149 | 1:28.083 | 71 | 32.185 | 272 | 57.881 | | 4 | ***1:57.857*** | ***34.998*** | 104 | 30.360 | 273 | ***52.499*** | |
| 2 | 1:58.712 | 35.554 | 101 | 30.540 | 273 | 52.618 | | 5 | 2:12.630 | 35.178 | 104 | 30.344 | 275 | 1:07.108 | |
| 3 | 2:02.131 | 35.621 | ***105*** | ***30.148*** | ***276*** | 56.362 | | | | | | | | | |
| **59** | Senna, BRA/ Quaife Hobbs, GBR/ Parente, PRT , | | | | | | | | | | | **theoretical besttime: 1:57.743** | | | |
| 1 | 3:59.236 | 2:23.612 | 99 | 33.071 | 263 | 1:02.553 | | 3 | 1:58.377 | 35.229 | 98 | 30.262 | 273 | 52.886 | |
| 2 | ***1:57.756*** | ***35.155*** | 103 | 30.172 | 273 | ***52.429*** | | 4 | 2:10.147 | 35.175 | ***103*** | ***30.159*** | ***275*** | 1:04.813 | |
| **63** | Venturini, ITA/ Zaugg, CHE/ Bortolotti, AUT , | | | | | | | | | | | **theoretical besttime: 1:59.777** | | | |
| 1 | 2:20.131 | 50.434 | 97 | 30.983 | 280 | 58.714 | | 3 | 2:07.808 | 37.122 | 90 | 35.104 | 223 | 55.582 | |
| 2 | ***2:00.537*** | 36.463 | 100 | ***30.056*** | ***285*** | ***54.018*** | | 4 | 2:12.855 | ***35.703*** | ***101*** | 30.067 | 282 | 1:07.085 | |
| **66** | Parrow, DEU/ Schwager, DEU/ Kaffer, DEU , | | | | | | | | | | | **theoretical besttime: 1:58.583** | | | |
| 1 | 4:09.615 | 2:41.558 | 100 | 30.796 | ***279*** | 57.261 | | 4 | 2:05.280 | 35.837 | 99 | 34.352 | 229 | 55.091 | |
| 2 | ***1:58.640*** | ***35.642*** | ***102*** | 30.004 | ***279*** | ***52.994*** | | 5 | | 35.873 | 100 | ***29.947*** | ***279*** | | |
| 3 | 2:11.830 | 39.299 | 94 | 33.668 | 261 | 58.863 | | | | | | | | | |
| **70** | Karachev, RUS/ Vasilyev, RUS/ Asmer, EST , | | | | | | | | | | | **theoretical besttime: 2:00.291** | | | |
| 1 | 3:58.102 | | | | | | | 4 | 2:00.721 | 36.369 | 93 | 30.689 | 276 | ***53.663*** | |
| 2 | 2:46.998 | 1:10.338 | 87 | 36.856 | 252 | 59.804 | | 5 | ***2:00.348*** | ***36.052*** | 100 | 30.589 | ***278*** | 53.707 | |
| 3 | 2:01.111 | 36.226 | ***101*** | ***30.576*** | 277 | 54.309 | | 6 | | 41.555 | 88 | 38.478 | 229 | | |
| **73** | Walkinshaw, GBR/ Plowman, GBR/ Dolby, GBR , | | | | | | | | | | | **theoretical besttime: 1:57.892** | | | |
| 1 | 4:00.774 | 2:25.199 | 88 | 33.049 | 256 | 1:02.526 | | 4 | 1:58.099 | 35.664 | ***97*** | ***29.830*** | 274 | 52.605 | |
| 2 | ***1:57.970*** | ***35.469*** | 89 | 29.908 | 278 | ***52.593*** | | 5 | 2:09.648 | 35.509 | 95 | 29.904 | ***279*** | 1:04.235 | |
| 3 | 1:58.545 | 35.863 | 92 | 29.948 | 278 | 52.734 | | | | | | | | | |
| **75** | Salaquarda, CZE/ Bonanomi, ITA/ Vervisch, BEL , | | | | | | | | | | | **theoretical besttime: 1:58.498** | | | |
| 1 | 3:06.091 | 1:35.873 | 98 | 31.482 | 252 | 58.736 | | 4 | 2:01.534 | 37.126 | 97 | 30.664 | 273 | 53.744 | |
| 2 | ***1:58.499*** | ***35.399*** | ***102*** | ***30.312*** | ***276*** | 52.788 | | 5 | 1:59.024 | 35.790 | 99 | 30.447 | 275 | ***52.787*** | |
| 3 | 2:05.828 | 38.523 | 89 | 31.665 | 272 | 55.640 | | 6 | | 37.683 | 98 | 30.723 | 275 | | |
| **77** | Abreu, BRA/ Fraga, BRA/ Jimenez, BRA , | | | | | | | | | | | **theoretical besttime: 1:58.270** | | | |
| 1 | 6:15.665 | | | | | | | 4 | 1:58.564 | 35.413 | 98 | 30.579 | 267 | 52.572 | |
| 2 | 2:34.037 | 1:01.215 | 97 | 34.048 | 213 | 58.774 | | 5 | ***1:58.270*** | ***35.242*** | 97 | ***30.491*** | ***269*** | ***52.537*** | |
| 3 | 2:02.648 | 35.556 | ***99*** | 30.607 | 269 | 56.485 | | 6 | 2:10.562 | 38.030 | 94 | 34.710 | 233 | 57.822 | |

# Blancpain Endurance Series

## Lap analysis Qualifying 2

Provisional

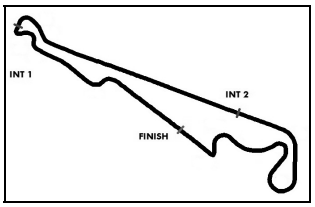


Circuit Paul Ricard Short, Length: 5791 m
Air temperature: 26.6°C
Track temperature: 23.9°C
Weather condition: Dry

Saturday 20.6.2015 10:27

# Lap analysis: Qualifying 2

**78** Sardarov, RUS/ Matchitski, RUS , , — **theoretical besttime: 2:00.978**

| Lap | Time | SE1 | SP1 | SE2 | SP2 | SE3 | SP3 | Lap | Time | SE1 | SP1 | SE2 | SP2 | SE3 | SP3 |
|---|---|---|---|---|---|---|---|---|---|---|---|---|---|---|---|
| 1 | 4:05.499 | 2:38.195 | 100 | 30.982 | 268 | 56.322 | | 4 | 2:02.082 | 37.129 | ***102*** | ***30.341*** | ***273*** | 54.612 | |
| 2 | ***2:01.672*** | 36.879 | 100 | 30.655 | 271 | ***54.138*** | | 5 | | ***36.499*** | 99 | 30.455 | 272 | | |
| 3 | 2:02.150 | 37.077 | 99 | 30.833 | 271 | 54.240 | | | | | | | | | |

**79** Modell, GBR/ McCaig, GBR/ Bryant, GBR , — **theoretical besttime: 2:01.638**

| Lap | Time | SE1 | SP1 | SE2 | SP2 | SE3 | SP3 | Lap | Time | SE1 | SP1 | SE2 | SP2 | SE3 | SP3 |
|---|---|---|---|---|---|---|---|---|---|---|---|---|---|---|---|
| 1 | 4:34.156 | 3:05.135 | 95 | 32.983 | 257 | 56.038 | | 3 | | 38.579 | 82 | 32.650 | 269 | | |
| 2 | ***2:01.638*** | ***35.902*** | ***99*** | ***31.389*** | ***271*** | ***54.347*** | | | | | | | | | |

**84** Primat, CHE/ Parisy, FRA/ Abril, FRA , — **theoretical besttime: 1:57.698**

| Lap | Time | SE1 | SP1 | SE2 | SP2 | SE3 | SP3 | Lap | Time | SE1 | SP1 | SE2 | SP2 | SE3 | SP3 |
|---|---|---|---|---|---|---|---|---|---|---|---|---|---|---|---|
| 1 | 2:09.160 | 44.083 | 97 | 30.821 | 270 | 54.256 | | 5 | ***1:58.148*** | 35.745 | 98 | ***30.057*** | 273 | ***52.346*** | |
| 2 | 2:08.368 | 35.810 | ***102*** | 30.064 | 274 | 1:02.494 | | 6 | 2:00.653 | 35.612 | 101 | 30.163 | ***275*** | 54.878 | |
| 3 | 2:09.540 | 36.287 | 97 | 30.270 | 274 | 1:02.983 | | 7 | 1:58.546 | ***35.295*** | 101 | 30.154 | 273 | 53.097 | |
| 4 | 4:08.651 | 2:42.931 | 99 | 31.587 | 272 | 54.133 | | 8 | | 38.289 | 88 | | | | |

**98** Dontje, NLD/ Sylvest, DNK/ Jäger, AUT , — **theoretical besttime: 1:59.023**

| Lap | Time | SE1 | SP1 | SE2 | SP2 | SE3 | SP3 | Lap | Time | SE1 | SP1 | SE2 | SP2 | SE3 | SP3 |
|---|---|---|---|---|---|---|---|---|---|---|---|---|---|---|---|
| 1 | 4:22.635 | 2:53.763 | 100 | 32.367 | 263 | 56.505 | | 4 | 1:59.455 | ***35.994*** | ***105*** | 30.244 | 278 | 53.217 | |
| 2 | ***1:59.103*** | 36.013 | 104 | 30.168 | ***283*** | ***52.922*** | | 5 | 2:26.083 | 36.324 | 89 | 38.610 | 197 | 1:11.149 | |
| 3 | 2:05.151 | 36.602 | 104 | ***30.107*** | 280 | 58.442 | | | | | | | | | |

**99** Juncadella, ESP/ Bastian, DEU/ Dusseldorp, NLD , — **theoretical besttime: 1:57.860**

| Lap | Time | SE1 | SP1 | SE2 | SP2 | SE3 | SP3 | Lap | Time | SE1 | SP1 | SE2 | SP2 | SE3 | SP3 |
|---|---|---|---|---|---|---|---|---|---|---|---|---|---|---|---|
| 1 | 4:18.057 | 2:52.744 | 101 | 31.575 | 273 | 53.738 | | 4 | ***1:58.110*** | ***35.493*** | 103 | 30.074 | 280 | ***52.543*** | |
| 2 | 2:01.456 | 36.097 | 99 | 30.184 | 280 | 55.175 | | 5 | 2:29.355 | 38.990 | 69 | 40.054 | 197 | 1:10.311 | |
| 3 | 2:04.179 | 35.760 | ***104*** | ***29.824*** | ***284*** | 58.595 | | | | | | | | | |

**100** Kemenater, ITA/ Hedman, SWE/ Julian, USA , — **theoretical besttime: 1:59.527**

| Lap | Time | SE1 | SP1 | SE2 | SP2 | SE3 | SP3 | Lap | Time | SE1 | SP1 | SE2 | SP2 | SE3 | SP3 |
|---|---|---|---|---|---|---|---|---|---|---|---|---|---|---|---|
| 1 | 4:54.310 | 3:17.641 | 85 | 35.158 | 266 | 1:01.511 | | 5 | 2:00.760 | 36.393 | 97 | 30.549 | 278 | 53.818 | |
| 2 | 2:00.713 | 36.334 | 101 | 30.799 | ***279*** | 53.580 | | 6 | 2:00.207 | 35.931 | 99 | 30.453 | 278 | 53.823 | |
| 3 | ***1:59.527*** | ***35.911*** | ***103*** | ***30.333*** | ***279*** | ***53.283*** | | 7 | | 43.931 | 86 | 34.088 | 273 | | |
| 4 | 2:10.889 | 36.708 | 102 | 32.553 | 253 | 1:01.628 | | | | | | | | | |

**111** Earle, USA/ Zanuttini, ITA/ Talbot, AUS , — **theoretical besttime: 2:01.089**

| Lap | Time | SE1 | SP1 | SE2 | SP2 | SE3 | SP3 | Lap | Time | SE1 | SP1 | SE2 | SP2 | SE3 | SP3 |
|---|---|---|---|---|---|---|---|---|---|---|---|---|---|---|---|
| 1 | 2:32.000 | 1:01.170 | 97 | 33.130 | 263 | 57.700 | | 5 | 2:01.855 | ***36.268*** | 103 | 30.299 | 279 | 55.288 | |
| 2 | 2:04.429 | 37.979 | 101 | 30.712 | ***281*** | 55.738 | | 6 | 2:03.371 | 37.007 | 99 | 30.516 | 280 | 55.848 | |
| 3 | 2:01.620 | 36.437 | ***104*** | 30.651 | ***281*** | ***54.532*** | | 7 | 2:02.115 | 36.386 | 101 | 30.609 | 280 | 55.120 | |
| 4 | ***2:01.491*** | 36.535 | 101 | ***30.289*** | 279 | 54.667 | | 8 | 2:28.769 | 43.370 | 84 | 32.614 | 248 | 1:12.785 | |

**333** Salikhov, RUS/ Seefried, DEU/ Siedler, AUT , — **theoretical besttime: 1:58.168**

| Lap | Time | SE1 | SP1 | SE2 | SP2 | SE3 | SP3 | Lap | Time | SE1 | SP1 | SE2 | SP2 | SE3 | SP3 |
|---|---|---|---|---|---|---|---|---|---|---|---|---|---|---|---|
| 1 | 2:43.974 | 1:15.257 | 81 | 31.901 | 279 | 56.816 | | 5 | 2:28.645 | 1:01.417 | 88 | 32.776 | 276 | 54.452 | |
| 2 | 1:59.834 | 35.569 | ***105*** | 31.026 | 278 | 53.239 | | 6 | 1:58.701 | 35.499 | 101 | 29.953 | 279 | 53.249 | |
| 3 | 1:58.715 | 35.568 | 103 | 30.023 | ***280*** | 53.124 | | 7 | ***1:58.168*** | ***35.273*** | 104 | ***29.843*** | ***280*** | ***53.052*** | |
| 4 | 3:22.094 | 35.623 | 103 | 31.133 | 265 | 2:15.338 | | 8 | | 43.040 | 85 | | | | |

**888** Ratcliffe, GBR/ Mowle, GBR/ Osborne, GBR , — **theoretical besttime: 2:01.687**

| Lap | Time | SE1 | SP1 | SE2 | SP2 | SE3 | SP3 | Lap | Time | SE1 | SP1 | SE2 | SP2 | SE3 | SP3 |
|---|---|---|---|---|---|---|---|---|---|---|---|---|---|---|---|
| 1 | 2:16.907 | 47.950 | 98 | 31.262 | 270 | 57.695 | | 3 | ***2:01.687*** | ***37.124*** | 96 | ***30.749*** | ***271*** | ***53.814*** | |
| 2 | 2:02.754 | 37.369 | ***99*** | 31.172 | ***271*** | 54.213 | | 4 | | 38.991 | 97 | 31.164 | ***271*** | | |

BLANCPAIN ENDURANCE SERIES
PAUL RICARD 2015

# Blancpain Endurance Series

## Result List Qualifying 3

Provisional

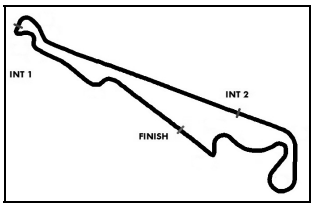


Circuit Paul Ricard Short, Length: 5791 m
Air temperature: 26.7°C
Track temperature: 24.4°C
Weather condition: Dry

Saturday 20.6.2015 10:50

**started : 59** **classified : 59** **not classified : 0**

| | Nr. | Drivers | Team | Lap | Best Time | Gap | Diff | Kph | Day Time |
|---|---|---|---|---|---|---|---|---|---|
| | Cl. | Car | Entrant | | | | | | |
| 1 | 63 | Venturini/Zaugg/**Bortolotti** | **GRT Grasser Racing Team** | 2 | **1:56.638** | | | 178,7 | 10:57:32 |
| | PRO | Lamborghini Huracan | GRT Grasser Racing Team | | | | | | |
| 2 | 23 | Reip/Buncombe/**Chiyo** | **Nissan GT Academy Team RJN** | 3 | **1:56.827** | 0.189 | 0.189 | 178,4 | 10:59:53 |
| | PRO | Nissan GT-R Nismo GT3 | Nissan GT Academy Team RJN | | | | | | |
| 3 | 84 | Primat/Parisy/**Abril** | **Bentley Team HTP** | 6 | **1:56.979** | 0.341 | 0.152 | 178,2 | 11:07:41 |
| | PRO | Bentley Continental GT3 | Bentley Team HTP | | | | | | |
| 4 | 333 | Salikhov/Seefried/**Siedler** | **Rinaldi Racing** | 3 | **1:56.981** | 0.343 | 0.002 | 178,2 | 11:00:11 |
| | PRO | Ferrari 458 Italia | Rinaldi Racing | | | | | | |
| 5 | 7 | Smith/Meyrick/**Kane** | **Bentley M-Sport** | 3 | **1:57.000** | 0.362 | 0.019 | 178,2 | 10:59:34 |
| | PRO | Bentley Continental GT3 | Bentley Team M-Sport | | | | | | |
| 6 | 22 | Paletou/Sanchez/**Shulzhitskiy** | **Nissan GT Academy Team RJN** | 3 | **1:57.009** | 0.371 | 0.009 | 178,2 | 10:59:52 |
| | PAM | Nissan GT-R Nismo GT3 | Nissan GT Academy Team RJN | | | | | | |
| 7 | 58 | Lapierre/Bell/**Estre** | **Von Ryan Racing** | 3 | **1:57.031** | 0.393 | 0.022 | 178,1 | 11:01:01 |
| | PRO | McLaren 650 S GT3 | Von Ryan Racing | | | | | | |
| 8 | 46 | Paltalla/Luhr/**Martin** | **BMW Sports Trophy Team Marc VDS** | 4 | **1:57.035** | 0.397 | 0.004 | 178,1 | 11:03:17 |
| | PRO | BMW Z4 | BMW Sports Trophy Team Marc VDS | | | | | | |
| 9 | 21 | Al Faisal/Haupt/**Buurman** | **Black Falcon** | 6 | **1:57.035** | 0.397 | | 178,1 | 11:06:30 |
| | PRO | Mercedes SLS AMG GT3 | Black Falcon | | | | | | |
| 10 | 18 | Morley/Johnston/**Engel** | **Black Falcon** | 6 | **1:57.148** | 0.510 | 0.113 | 178,0 | 11:06:27 |
| | PAM | Mercedes SLS AMG GT3 | Black Falcon | | | | | | |
| 11 | 8 | Buhk/Soulet/**Soucek** | **Bentley M-Sport** | 7 | **1:57.149** | 0.511 | 0.001 | 178,0 | 11:09:03 |
| | PRO | Bentley Continental GT3 | Bentley Team M-Sport | | | | | | |
| 12 | 59 | Senna/Quaife Hobbs/**Parente** | **Von Ryan Racing** | 6 | **1:57.244** | 0.606 | 0.095 | 177,8 | 11:08:13 |
| | PRO | McLaren 650 S GT3 | Von Ryan Racing | | | | | | |
| 13 | 17 | Andersen/**Jensen** | **Insight Racing Denmark** | 3 | **1:57.245** | 0.607 | 0.001 | 177,8 | 10:59:40 |
| | PAM | Ferrari 458 Italia | Insightracing dk | | | | | | |
| 14 | 12 | Dermont/Hassid/**Perera** | **TDS Racing** | 6 | **1:57.312** | 0.674 | 0.067 | 177,7 | 11:07:34 |
| | PAM | BMW Z4 | TDS Racing | | | | | | |
| 15 | 1 | Rast/Rockenfeller/**Vanthoor** | **Belgian Audi Club Team WRT** | 3 | **1:57.441** | 0.803 | 0.129 | 177,5 | 10:59:16 |
| | PRO | Audi R8 LMS | Belgian Audi Club Team WRT | | | | | | |
| 16 | 75 | Salaquarda/Bonanomi/**Vervisch** | **ISR** | 3 | **1:57.455** | 0.817 | 0.014 | 177,5 | 10:59:37 |
| | PRO | Audi R8 LMS Ultra | ISR | | | | | | |
| 17 | 35 | Tambay/Mortara/**Guilvert** | **Sainteloc** | 3 | **1:57.510** | 0.872 | 0.055 | 177,4 | 11:00:25 |
| | PRO | Audi R8 LMS Ultra | Sainteloc Junior Team | | | | | | |
| 18 | 5 | Fässler/Mies/**Haase** | **Phoenix Racing** | 2 | **1:57.531** | 0.893 | 0.021 | 177,4 | 10:57:19 |
| | PRO | Audi R8 LMS | Phoenix Racing | | | | | | |
| 19 | 20 | Vautier/Moullin Traffort/**Pier Guidi** | **Akka ASP** | 7 | **1:57.553** | 0.915 | 0.022 | 177,3 | 11:09:16 |
| | PRO | Ferrari 458 Italia | Akka ASP | | | | | | |
| 20 | 53 | Perazzini/Potolicchio/**Cioci** | **AF Corse** | 5 | **1:57.590** | 0.952 | 0.037 | 177,3 | 11:05:37 |
| | PAM | Ferrari 458 Italia | AF Corse | | | | | | |
| 21 | 98 | **Dontje**/Sylvest/Jäger | **ROWE Racing** | 2 | **1:57.634** | 0.996 | 0.044 | 177,2 | 10:57:13 |
| | PRO | Mercedes SLS AMG GT3 | ROWE Racing | | | | | | |
| 22 | 32 | Wilson/Leonard/**Meadows** | **Leonard Motorsport AMR** | 3 | **1:57.710** | 1.072 | 0.076 | 177,1 | 10:59:45 |
| | PAM | Aston Martin Vantage GT3 | Aston Martin Racing | | | | | | |
| 23 | 66 | Parrow/Schwager/**Kaffer** | **Black Pearl Racing by Rinaldi** | 3 | **1:57.736** | 1.098 | 0.026 | 177,1 | 11:01:05 |
| | PRO | Ferrari 458 Italia | Black Pearl Racing by Rinaldi | | | | | | |
| 24 | 9 | Zanardi/Spengler/**Glock** | **ROAL Motorsport** | 6 | **1:57.766** | 1.128 | 0.030 | 177,0 | 11:06:33 |
| | PRO | BMW Z4 | ROAL Motorsport | | | | | | |
| 25 | 19 | Palmer/Babini/**Mul** | **GRT Grasser Racing Team** | 4 | **1:57.789** | 1.151 | 0.023 | 177,0 | 11:04:53 |
| | PRO | Lamborghini Huracan | GRT Grasser Racing Team | | | | | | |

# Blancpain Endurance Series

## Result List Qualifying 3

Provisional

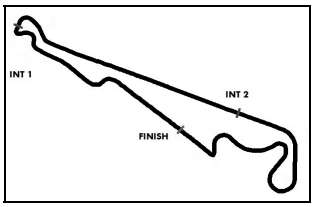


Circuit Paul Ricard Short, Length: 5791 m
Air temperature: 26.7°C
Track temperature: 24.4°C
Weather condition: Dry

Saturday 20.6.2015 10:50

**started : 59** **classified : 59** **not classified : 0**

| | Nr. | Drivers | Team | Lap | Best Time | Gap | Diff | Kph | Day Time |
|---|---|---|---|---|---|---|---|---|---|
| | Cl. | Car | Entrant | | | | | | |
| 26 | 25 | Mancini/Birzhin/**Mastronardi** | **Glorax Racing** | 3 | **1:57.792** | 1.154 | 0.003 | 177,0 | 11:00:23 |
| | AM | Ferrari 458 Italia | Glorax Racing Suisse | | | | | | |
| 27 | 4 | Koebolt/Bottemanne/**Schothorst** | **Team WRT** | 2 | **1:57.813** | 1.175 | 0.021 | 177,0 | 10:59:28 |
| | PAM | Audi R8 LMS Ultra | Team WRT | | | | | | |
| 28 | 11 | Broniszewski/Bonacini/**Lyons** | **Kessel Racing** | 6 | **1:57.815** | 1.177 | 0.002 | 177,0 | 11:07:39 |
| | PAM | Ferrari 458 Italia | Kessel Racing | | | | | | |
| 29 | 99 | Juncadella/Bastian/**Dusseldorp** | **ROWE Racing** | 2 | **1:57.819** | 1.181 | 0.004 | 176,9 | 10:57:08 |
| | PRO | Mercedes SLS AMG GT3 | ROWE Racing | | | | | | |
| 30 | 70 | Karachev/Vasilyev/**Asmer** | **GT Russian Team Viatti** | 6 | **1:57.826** | 1.188 | 0.007 | 176,9 | 11:06:12 |
| | PAM | Mercedes SLS AMG GT3 | GT Russian Team Viatti | | | | | | |
| 31 | 77 | Fraga/Abreu/**Jimenez** | **BMW Sports Trophy Team Brasil** | 7 | **1:57.854** | 1.216 | 0.028 | 176,9 | 11:09:30 |
| | PRO | BMW Z4 | BMW Sports Trophy Team Brasil | | | | | | |
| 32 | 888 | Ratcliffe/Mowle/**Osborne** | **Triple 888 Racing** | 2 | **1:57.858** | 1.220 | 0.004 | 176,9 | 10:57:44 |
| | PAM | BMW Z4 | Triple 888 Racing | | | | | | |
| 33 | 51 | Guedes/Cameron/**Griffin** | **AF Corse** | 2 | **1:57.862** | 1.224 | 0.004 | 176,9 | 10:58:58 |
| | PAM | Ferrari 458 Italia | AF Corse | | | | | | |
| 34 | 73 | Walkinshaw/Plowman/**Dolby** | **MRS GT Racing** | 6 | **1:57.886** | 1.248 | 0.024 | 176,8 | 11:07:48 |
| | PRO | Nissan GT-R Nismo GT3 | MRS GT Racing | | | | | | |
| 35 | 44 | Al Harthy/Lloyd/**Adam** | **Oman Racing Team** | 4 | **1:57.977** | 1.339 | 0.091 | 176,7 | 11:02:57 |
| | PRO | Aston Martin Vantage GT3 | Oman Racing Team | | | | | | |
| 36 | 30 | Hirschi/Kelders/**Hirschi** | **Classic & Modern Racing** | 3 | **1:57.987** | 1.349 | 0.010 | 176,7 | 10:59:57 |
| | PAM | BMW Z4 | Pierre Hirschi | | | | | | |
| 37 | 41 | Vannelet/Santamato/**Guibbert** | **Sport Garage** | 3 | **1:58.106** | 1.468 | 0.119 | 176,5 | 11:00:13 |
| | PAM | Ferrari 458 Italia | Gilles Vannelet | | | | | | |
| 38 | 34 | Schmidt/Ehret/**van der Zande** | **Car Collection Motorsport** | 6 | **1:58.273** | 1.635 | 0.167 | 176,3 | 11:08:46 |
| | PAM | Mercedes SLS AMG GT3 | Car Collection Motorsport | | | | | | |
| 39 | 6 | Lee/Thong/**Winkelhock** | **Phoenix Racing** | 7 | **1:58.311** | 1.673 | 0.038 | 176,2 | 11:08:27 |
| | PRO | Audi R8 LMS Ultra | Phoenix Racing | | | | | | |
| 40 | 79 | Modell/McCaig/**Bryant** | **Ecurie Ecosse** | 4 | **1:58.329** | 1.691 | 0.018 | 176,2 | 11:01:56 |
| | PAM | BMW Z4 | Alasdair McCaig | | | | | | |
| 41 | 3 | Richelmi/Stippler/**Ortelli** | **Belgian Audi Club Team WRT** | 6 | **1:58.518** | 1.880 | 0.189 | 175,9 | 11:05:08 |
| | PRO | Audi R8 LMS Ultra | Belgian Audi Club Team WRT | | | | | | |
| 42 | 33 | Heyer/Toril/**Seyffarth** | **Car Collection Motorsport** | 2 | **1:58.704** | 2.066 | 0.186 | 175,6 | 10:58:03 |
| | PRO | Mercedes SLS AMG GT3 | Car Collection Motorsport | | | | | | |
| 43 | 2 | Frijns/Müller/**Vernay** | **Belgian Audi Club Team WRT** | 3 | **1:58.767** | 2.129 | 0.063 | 175,5 | 11:01:05 |
| | PRO | Audi R8 LMS Ultra | Belgian Audi Club Team WRT | | | | | | |
| 44 | 15 | Ojjeh/**Grötz** | **Boutsen Ginion** | 5 | **1:58.943** | 2.305 | 0.176 | 175,3 | 11:03:21 |
| | AM | BMW Z4 | Boutsen Ginion | | | | | | |
| 45 | 10 | Beaubelique/Ricci/**Giauque** | **Akka ASP** | 5 | **1:59.102** | 2.464 | 0.159 | 175,0 | 11:04:56 |
| | AM | Ferrari 458 Italia | Akka ASP | | | | | | |
| 46 | 111 | Earle/Zanuttini/**Talbot** | **Kessel Racing** | 5 | **1:59.129** | 2.491 | 0.027 | 175,0 | 11:04:02 |
| | AM | Ferrari 458 Italia | Kessel Racing | | | | | | |
| 47 | 42 | Debs/Mardini/**Mislin** | **Sport Garage** | 2 | **1:59.189** | 2.551 | 0.060 | 174,9 | 10:58:36 |
| | AM | Ferrari 458 Italia | Sport Garage | | | | | | |
| 48 | 56 | Häring/Konstantinou/**Schmickler** | **Attempto Racing** | 2 | **1:59.198** | 2.560 | 0.009 | 174,9 | 10:59:21 |
| | AM | Porsche 997 GT3 R | Attempto Racing | | | | | | |
| 49 | 55 | Gitlin/Chukanov/**Ramos** | **Attempto Racing** | 5 | **1:59.200** | 2.562 | 0.002 | 174,9 | 11:04:45 |
| | PAM | McLaren 650 S GT3 | Attempto Racing | | | | | | |
| 50 | 100 | Kemenater/Hedman/**Julian** | **DragonSpeed** | 7 | **1:59.530** | 2.892 | 0.330 | 174,4 | 11:08:17 |
| | PAM | Ferrari 458 Italia | DragonSpeed | | | | | | |

# Blancpain Endurance Series

## Result List Qualifying 3

Provisional

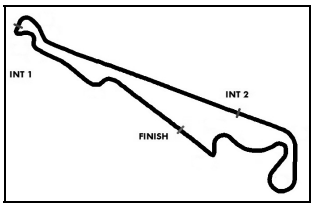


Circuit Paul Ricard Short, Length: 5791 m
Air temperature: 26.7°C
Track temperature: 24.4°C
Weather condition: Dry

Saturday 20.6.2015 10:50

**started : 59** **classified : 59** **not classified : 0**

| | Nr. | Drivers | Team | Lap | Best Time | Gap | Diff | Kph | Day Time |
|---|---|---|---|---|---|---|---|---|---|
| | Cl. | Car | Entrant | | | | | | |
| **51** | 14 | Frey/Gardel/**Barth** | **Emil Frey Racing** | 5 | **1:59.554** | 2.916 | 0.024 | 174,4 | 11:07:30 |
| | PAM | Emil Frey G3 Jaguar | Emil Frey Racing | | | | | | |
| **52** | 78 | Sardarov/**Matchitski** | **Team Russia by Barwell** | 2 | **1:59.606** | 2.968 | 0.052 | 174,3 | 10:58:39 |
| | AM | BMW Z4 | Team Russia by Barwell | | | | | | |
| **53** | 28 | Bordet/Viron/**Orgeval** | **Delahaye Racing Team** | 3 | **1:59.744** | 3.106 | 0.138 | 174,1 | 10:59:49 |
| | AM | Porsche 997 GT3 R | Pierre Etienne Bordet | | | | | | |
| **54** | 16 | Barthez/**Pons** | **Akka ASP** | 3 | **1:59.761** | 3.123 | 0.017 | 174,1 | 11:00:50 |
| | AM | Ferrari 458 Italia | Akka ASP | | | | | | |
| **55** | 54 | Yazbil/Borches/**Alvarez** | **Attempto Racing** | 4 | **2:00.012** | 3.374 | 0.251 | 173,7 | 11:02:20 |
| | PAM | McLaren 650 S GT3 | Attempto Racing | | | | | | |
| **56** | 49 | Blank/Bachelier/**Mallegol** | **AF Corse** | 6 | **2:00.161** | 3.523 | 0.149 | 173,5 | 11:07:27 |
| | AM | Ferrari 458 Italia | AF Corse | | | | | | |
| **57** | 24 | Loggie/Simonsen/**Westwood** | **Team Parker Racing** | 2 | **2:03.044** | 6.406 | 2.883 | 169,4 | 10:58:51 |
| | AM | Audi R8 LMS Ultra | Team Parker Racing LTD | | | | | | |
| **58** | 48 | Soenen/van Glabeke/**Lanting** | **AF Corse** | 3 | **2:03.206** | 6.568 | 0.162 | 169,2 | 11:06:19 |
| | AM | Ferrari 458 Italia | AF Corse | | | | | | |
| **59** | 36 | Lallemant/Buffin/**Cabannes** | **Sainteloc** | 3 | **2:03.954** | 7.316 | 0.748 | 168,2 | 11:00:32 |
| | AM | Audi R8 LMS Ultra | Sainteloc Junior Team | | | | | | |

**Subject to final scrutineering!**

Publications Time: Clerk of the course: Time Keeping:

# Blancpain Endurance Series

## Result List - Class Qualifying 3

Provisional

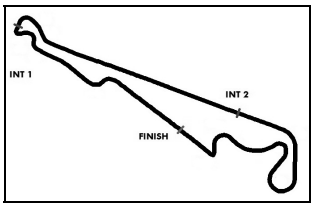


Circuit Paul Ricard Short, Length: 5791 m
Air temperature: 26.6°C
Track temperature: 24.4°C
Weather condition: Dry

Saturday 20.6.2015 10:50

**started : 59** **classified : 59** **not classified : 0**

| Nr. | Drivers / Car | Team / Competitor | Lap | Best Time | Gap | Diff | Kph | Day Time |
|---|---|---|---|---|---|---|---|---|
| **CLASS: AM CUP** | | | | | | | | |
| **Started: 13** | **Classified: 13** | **Not Classified: 0** | | | | | | |
| 1 | 25 Mancini/Birzhin/**Mastronardi** | **Glorax Racing** | 3 | **1:57.792** | | | 177,0 | 11:00:23 |
| | Ferrari 458 Italia | Glorax Racing Suisse | | | | | | |
| 2 | 15 Ojjeh/**Grötz** | **Boutsen Ginion** | 5 | **1:58.943** | 1.151 | 1.151 | 175,3 | 11:03:21 |
| | BMW Z4 | Boutsen Ginion | | | | | | |
| 3 | 10 Beaubelique/Ricci/**Giauque** | **Akka ASP** | 5 | **1:59.102** | 1.310 | 0.159 | 175,0 | 11:04:56 |
| | Ferrari 458 Italia | Akka ASP | | | | | | |
| 4 | 111 Earle/Zanuttini/**Talbot** | **Kessel Racing** | 5 | **1:59.129** | 1.337 | 0.027 | 175,0 | 11:04:02 |
| | Ferrari 458 Italia | Kessel Racing | | | | | | |
| 5 | 42 Debs/Mardini/**Mislin** | **Sport Garage** | 2 | **1:59.189** | 1.397 | 0.060 | 174,9 | 10:58:36 |
| | Ferrari 458 Italia | Sport Garage | | | | | | |
| 6 | 56 Häring/Konstantinou/**Schmickler** | **Attempto Racing** | 2 | **1:59.198** | 1.406 | 0.009 | 174,9 | 10:59:21 |
| | Porsche 997 GT3 R | Attempto Racing | | | | | | |
| 7 | 78 Sardarov/**Matchitski** | **Team Russia by Barwell** | 2 | **1:59.606** | 1.814 | 0.408 | 174,3 | 10:58:39 |
| | BMW Z4 | Team Russia by Barwell | | | | | | |
| 8 | 28 Bordet/Viron/**Orgeval** | **Delahaye Racing Team** | 3 | **1:59.744** | 1.952 | 0.138 | 174,1 | 10:59:49 |
| | Porsche 997 GT3 R | Pierre Etienne Bordet | | | | | | |
| 9 | 16 Barthez/**Pons** | **Akka ASP** | 3 | **1:59.761** | 1.969 | 0.017 | 174,1 | 11:00:50 |
| | Ferrari 458 Italia | Akka ASP | | | | | | |
| 10 | 49 Blank/Bachelier/**Mallegol** | **AF Corse** | 6 | **2:00.161** | 2.369 | 0.400 | 173,5 | 11:07:27 |
| | Ferrari 458 Italia | AF Corse | | | | | | |
| 11 | 24 Loggie/Simonsen/**Westwood** | **Team Parker Racing** | 2 | **2:03.044** | 5.252 | 2.883 | 169,4 | 10:58:51 |
| | Audi R8 LMS Ultra | Team Parker Racing LTD | | | | | | |
| 12 | 48 Soenen/van Glabeke/**Lanting** | **AF Corse** | 3 | **2:03.206** | 5.414 | 0.162 | 169,2 | 11:06:19 |
| | Ferrari 458 Italia | AF Corse | | | | | | |
| 13 | 36 Lallemant/Buffin/**Cabannes** | **Sainteloc** | 3 | **2:03.954** | 6.162 | 0.748 | 168,2 | 11:00:32 |
| | Audi R8 LMS Ultra | Sainteloc Junior Team | | | | | | |
| **CLASS: PRO-AM CUP** | | | | | | | | |
| **Started: 19** | **Classified: 19** | **Not Classified: 0** | | | | | | |
| 1 | 22 Paletou/Sanchez/**Shulzhitskiy** | **Nissan GT Academy Team RJN** | 3 | **1:57.009** | | | 178,2 | 10:59:52 |
| | Nissan GT-R Nismo GT3 | Nissan GT Academy Team RJN | | | | | | |
| 2 | 18 Morley/Johnston/**Engel** | **Black Falcon** | 6 | **1:57.148** | 0.139 | 0.139 | 178,0 | 11:06:27 |
| | Mercedes SLS AMG GT3 | Black Falcon | | | | | | |
| 3 | 17 Andersen/**Jensen** | **Insight Racing Denmark** | 3 | **1:57.245** | 0.236 | 0.097 | 177,8 | 10:59:40 |
| | Ferrari 458 Italia | Insightracing dk | | | | | | |
| 4 | 12 Dermont/Hassid/**Perera** | **TDS Racing** | 6 | **1:57.312** | 0.303 | 0.067 | 177,7 | 11:07:34 |
| | BMW Z4 | TDS Racing | | | | | | |
| 5 | 53 Perazzini/Potolicchio/**Cioci** | **AF Corse** | 5 | **1:57.590** | 0.581 | 0.278 | 177,3 | 11:05:37 |
| | Ferrari 458 Italia | AF Corse | | | | | | |
| 6 | 32 Wilson/Leonard/**Meadows** | **Leonard Motorsport AMR** | 3 | **1:57.710** | 0.701 | 0.120 | 177,1 | 10:59:45 |
| | Aston Martin Vantage GT3 | Aston Martin Racing | | | | | | |
| 7 | 4 Koebolt/Bottemanne/**Schothorst** | **Team WRT** | 2 | **1:57.813** | 0.804 | 0.103 | 177,0 | 10:59:28 |
| | Audi R8 LMS Ultra | Team WRT | | | | | | |
| 8 | 11 Broniszewski/Bonacini/**Lyons** | **Kessel Racing** | 6 | **1:57.815** | 0.806 | 0.002 | 177,0 | 11:07:39 |
| | Ferrari 458 Italia | Kessel Racing | | | | | | |
| 9 | 70 Karachev/Vasilyev/**Asmer** | **GT Russian Team Viatti** | 6 | **1:57.826** | 0.817 | 0.011 | 176,9 | 11:06:12 |
| | Mercedes SLS AMG GT3 | GT Russian Team Viatti | | | | | | |
| 10 | 888 Ratcliffe/Mowle/**Osborne** | **Triple 888 Racing** | 2 | **1:57.858** | 0.849 | 0.032 | 176,9 | 10:57:44 |

# Blancpain Endurance Series

## Result List - Class Qualifying 3

Provisional

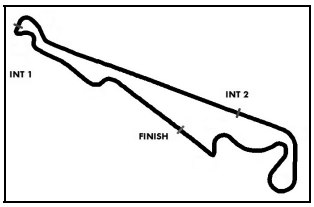


Circuit Paul Ricard Short, Length: 5791 m
Air temperature: 26.6°C
Track temperature: 24.4°C
Weather condition: Dry

Saturday 20.6.2015 10:50

**started : 59 classified : 59 not classified : 0**

| | Nr. | Drivers / Car | Team / Competitor | Lap | Best Time | Gap | Diff | Kph | Day Time |
|---|---|---|---|---|---|---|---|---|---|
| 11 | 51 | Guedes/Cameron/**Griffin**<br>Ferrari 458 Italia | **AF Corse**<br>AF Corse | 2 | **1:57.862** | 0.853 | 0.004 | 176,9 | 10:58:58 |
| 12 | 30 | Hirschi/Kelders/**Hirschi**<br>BMW Z4 | **Classic & Modern Racing**<br>Pierre Hirschi | 3 | **1:57.987** | 0.978 | 0.125 | 176,7 | 10:59:57 |
| 13 | 41 | Vannelet/Santamato/**Guibbert**<br>Ferrari 458 Italia | **Sport Garage**<br>Gilles Vannelet | 3 | **1:58.106** | 1.097 | 0.119 | 176,5 | 11:00:13 |
| 14 | 34 | Schmidt/Ehret/**van der Zande**<br>Mercedes SLS AMG GT3 | **Car Collection Motorsport**<br>Car Collection Motorsport | 6 | **1:58.273** | 1.264 | 0.167 | 176,3 | 11:08:46 |
| 15 | 79 | Modell/McCaig/**Bryant**<br>BMW Z4 | **Ecurie Ecosse**<br>Alasdair McCaig | 4 | **1:58.329** | 1.320 | 0.056 | 176,2 | 11:01:56 |
| 16 | 55 | Gitlin/Chukanov/**Ramos**<br>McLaren 650 S GT3 | **Attempto Racing**<br>Attempto Racing | 5 | **1:59.200** | 2.191 | 0.871 | 174,9 | 11:04:45 |
| 17 | 100 | Kemenater/Hedman/**Julian**<br>Ferrari 458 Italia | **DragonSpeed**<br>DragonSpeed | 7 | **1:59.530** | 2.521 | 0.330 | 174,4 | 11:08:17 |
| 18 | 14 | Frey/Gardel/**Barth**<br>Emil Frey G3 Jaguar | **Emil Frey Racing**<br>Emil Frey Racing | 5 | **1:59.554** | 2.545 | 0.024 | 174,4 | 11:07:30 |
| 19 | 54 | Yazbil/Borches/**Alvarez**<br>McLaren 650 S GT3 | **Attempto Racing**<br>Attempto Racing | 4 | **2:00.012** | 3.003 | 0.458 | 173,7 | 11:02:20 |

**CLASS: PRO CUP**

**Started: 27 Classified: 27 Not Classified: 0**

| | | | | | | | | | |
|---|---|---|---|---|---|---|---|---|---|
| 1 | 63 | Venturini/Zaugg/**Bortolotti**<br>Lamborghini Huracan | **GRT Grasser Racing Team**<br>GRT Grasser Racing Team | 2 | **1:56.638** | | | 178,7 | 10:57:32 |
| 2 | 23 | Reip/Buncombe/**Chiyo**<br>Nissan GT-R Nismo GT3 | **Nissan GT Academy Team RJN**<br>Nissan GT Academy Team RJN | 3 | **1:56.827** | 0.189 | 0.189 | 178,4 | 10:59:53 |
| 3 | 84 | Primat/Parisy/**Abril**<br>Bentley Continental GT3 | **Bentley Team HTP**<br>Bentley Team HTP | 6 | **1:56.979** | 0.341 | 0.152 | 178,2 | 11:07:41 |
| 4 | 333 | Salikhov/Seefried/**Siedler**<br>Ferrari 458 Italia | **Rinaldi Racing**<br>Rinaldi Racing | 3 | **1:56.981** | 0.343 | 0.002 | 178,2 | 11:00:11 |
| 5 | 7 | Smith/Meyrick/**Kane**<br>Bentley Continental GT3 | **Bentley M-Sport**<br>Bentley Team M-Sport | 3 | **1:57.000** | 0.362 | 0.019 | 178,2 | 10:59:34 |
| 6 | 58 | Lapierre/Bell/**Estre**<br>McLaren 650 S GT3 | **Von Ryan Racing**<br>Von Ryan Racing | 3 | **1:57.031** | 0.393 | 0.031 | 178,1 | 11:01:01 |
| 7 | 46 | Paltalla/Luhr/**Martin**<br>BMW Z4 | **BMW Sports Trophy Team Marc VDS**<br>BMW Sports Trophy Team Marc VDS | 4 | **1:57.035** | 0.397 | 0.004 | 178,1 | 11:03:17 |
| 8 | 21 | Al Faisal/Haupt/**Buurman**<br>Mercedes SLS AMG GT3 | **Black Falcon**<br>Black Falcon | 6 | **1:57.035** | 0.397 | | 178,1 | 11:06:30 |
| 9 | 8 | Buhk/Soulet/**Soucek**<br>Bentley Continental GT3 | **Bentley M-Sport**<br>Bentley Team M-Sport | 7 | **1:57.149** | 0.511 | 0.114 | 178,0 | 11:09:03 |
| 10 | 59 | Senna/Quaife Hobbs/**Parente**<br>McLaren 650 S GT3 | **Von Ryan Racing**<br>Von Ryan Racing | 6 | **1:57.244** | 0.606 | 0.095 | 177,8 | 11:08:13 |
| 11 | 1 | Rast/Rockenfeller/**Vanthoor**<br>Audi R8 LMS | **Belgian Audi Club Team WRT**<br>Belgian Audi Club Team WRT | 3 | **1:57.441** | 0.803 | 0.197 | 177,5 | 10:59:16 |
| 12 | 75 | Salaquarda/Bonanomi/**Vervisch**<br>Audi R8 LMS Ultra | **ISR**<br>ISR | 3 | **1:57.455** | 0.817 | 0.014 | 177,5 | 10:59:37 |
| 13 | 35 | Tambay/Mortara/**Guilvert**<br>Audi R8 LMS Ultra | **Sainteloc**<br>Sainteloc Junior Team | 3 | **1:57.510** | 0.872 | 0.055 | 177,4 | 11:00:25 |
| 14 | 5 | Fässler/Mies/**Haase**<br>Audi R8 LMS | **Phoenix Racing**<br>Phoenix Racing | 2 | **1:57.531** | 0.893 | 0.021 | 177,4 | 10:57:19 |
| 15 | 20 | Vautier/Moullin Traffort/**Pier Guidi**<br>Ferrari 458 Italia | **Akka ASP**<br>Akka ASP | 7 | **1:57.553** | 0.915 | 0.022 | 177,3 | 11:09:16 |

# Blancpain Endurance Series

## Result List - Class Qualifying 3

Provisional

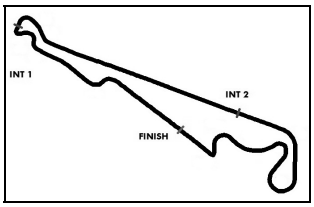


Circuit Paul Ricard Short, Length: 5791 m
Air temperature: 26.6°C
Track temperature: 24.4°C
Weather condition: Dry

Saturday 20.6.2015 10:50

**started : 59** **classified : 59** **not classified : 0**

| | Nr. | Drivers<br>Car | Team<br>Competitor | Lap | Best Time | Gap | Diff | Kph | Day Time |
|---|---|---|---|---|---|---|---|---|---|
| 16 | 98 | **Dontje**/Sylvest/Jäger<br>Mercedes SLS AMG GT3 | **ROWE Racing**<br>ROWE Racing | 2 | **1:57.634** | 0.996 | 0.081 | 177,2 | 10:57:13 |
| 17 | 66 | Parrow/Schwager/**Kaffer**<br>Ferrari 458 Italia | **Black Pearl Racing by Rinaldi**<br>Black Pearl Racing by Rinaldi | 3 | **1:57.736** | 1.098 | 0.102 | 177,1 | 11:01:05 |
| 18 | 9 | Zanardi/Spengler/**Glock**<br>BMW Z4 | **ROAL Motorsport**<br>ROAL Motorsport | 6 | **1:57.766** | 1.128 | 0.030 | 177,0 | 11:06:33 |
| 19 | 19 | Palmer/Babini/**Mul**<br>Lamborghini Huracan | **GRT Grasser Racing Team**<br>GRT Grasser Racing Team | 4 | **1:57.789** | 1.151 | 0.023 | 177,0 | 11:04:53 |
| 20 | 99 | Juncadella/Bastian/**Dusseldorp**<br>Mercedes SLS AMG GT3 | **ROWE Racing**<br>ROWE Racing | 2 | **1:57.819** | 1.181 | 0.030 | 176,9 | 10:57:08 |
| 21 | 77 | Fraga/Abreu/**Jimenez**<br>BMW Z4 | **BMW Sports Trophy Team Brasil**<br>BMW Sports Trophy Team Brasil | 7 | **1:57.854** | 1.216 | 0.035 | 176,9 | 11:09:30 |
| 22 | 73 | Walkinshaw/Plowman/**Dolby**<br>Nissan GT-R Nismo GT3 | **MRS GT Racing**<br>MRS GT Racing | 6 | **1:57.886** | 1.248 | 0.032 | 176,8 | 11:07:48 |
| 23 | 44 | Al Harthy/Lloyd/**Adam**<br>Aston Martin Vantage GT3 | **Oman Racing Team**<br>Oman Racing Team | 4 | **1:57.977** | 1.339 | 0.091 | 176,7 | 11:02:57 |
| 24 | 6 | Lee/Thong/**Winkelhock**<br>Audi R8 LMS Ultra | **Phoenix Racing**<br>Phoenix Racing | 7 | **1:58.311** | 1.673 | 0.334 | 176,2 | 11:08:27 |
| 25 | 3 | Richelmi/Stippler/**Ortelli**<br>Audi R8 LMS Ultra | **Belgian Audi Club Team WRT**<br>Belgian Audi Club Team WRT | 6 | **1:58.518** | 1.880 | 0.207 | 175,9 | 11:05:08 |
| 26 | 33 | Heyer/Toril/**Seyffarth**<br>Mercedes SLS AMG GT3 | **Car Collection Motorsport**<br>Car Collection Motorsport | 2 | **1:58.704** | 2.066 | 0.186 | 175,6 | 10:58:03 |
| 27 | 2 | Frijns/Müller/**Vernay**<br>Audi R8 LMS Ultra | **Belgian Audi Club Team WRT**<br>Belgian Audi Club Team WRT | 3 | **1:58.767** | 2.129 | 0.063 | 175,5 | 11:01:05 |

**Subject to final scrutineering!**

Publications Time: Clerk of the course: Time Keeping:

# Blancpain Endurance Series

## Lap analysis Qualifying 3

Provisional

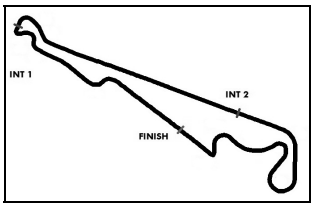


Circuit Paul Ricard Short, Length: 5791 m
Air temperature: 26.6°C
Track temperature: 24.4°C
Weather condition: Dry

Saturday 20.6.2015 10:50

# Lap analysis: Qualifying 3

**1** Rast, DEU/ Rockenfeller, DEU/ Vanthoor, BEL , **theoretical besttime: 1:57.086**

| Lap | Time | SE1 | SP1 | SE2 | SP2 | SE3 | SP3 | Lap | Time | SE1 | SP1 | SE2 | SP2 | SE3 | SP3 |
|---|---|---|---|---|---|---|---|---|---|---|---|---|---|---|---|
| 1 | 2:21.546 | 45.739 | 92 | 33.128 | 257 | 1:02.679 | | 3 | ***1:57.441*** | 35.276 | ***101*** | ***30.344*** | 273 | 51.821 | |
| 2 | 1:57.472 | 35.527 | 90 | 30.409 | ***275*** | ***51.536*** | | 4 | 2:08.844 | ***35.206*** | 92 | 30.496 | 273 | 1:03.142 | |

**2** Frijns, NLD/ Müller, DEU/ Vernay, FRA , **theoretical besttime: 1:58.767**

| Lap | Time | SE1 | SP1 | SE2 | SP2 | SE3 | SP3 | Lap | Time | SE1 | SP1 | SE2 | SP2 | SE3 | SP3 |
|---|---|---|---|---|---|---|---|---|---|---|---|---|---|---|---|
| 1 | 4:07.183 | 2:33.947 | 102 | 32.094 | 238 | 1:01.142 | | 4 | 2:07.708 | 40.543 | 91 | 32.559 | 260 | 54.606 | |
| 2 | 1:58.942 | 35.526 | ***104*** | 30.737 | ***269*** | 52.679 | | 5 | 2:27.141 | 43.903 | 74 | 35.966 | 245 | 1:07.272 | |
| 3 | ***1:58.767*** | ***35.523*** | 103 | ***30.731*** | ***269*** | ***52.513*** | | | | | | | | | |

**3** Richelmi, MCO/ Stippler, DEU/ Ortelli, MCO , **theoretical besttime: 1:58.497**

| Lap | Time | SE1 | SP1 | SE2 | SP2 | SE3 | SP3 | Lap | Time | SE1 | SP1 | SE2 | SP2 | SE3 | SP3 |
|---|---|---|---|---|---|---|---|---|---|---|---|---|---|---|---|
| 1 | 2:08.731 | 39.417 | 99 | 34.175 | 250 | 55.139 | | 5 | 1:58.877 | 35.690 | 102 | ***30.446*** | 269 | 52.741 | |
| 2 | 1:59.357 | 35.682 | 103 | 30.520 | 268 | 53.155 | | 6 | ***1:58.518*** | ***35.569*** | 103 | 30.467 | ***271*** | ***52.482*** | |
| 3 | 2:02.786 | 37.074 | 100 | 31.075 | 261 | 54.637 | | 7 | 2:11.103 | 35.597 | ***105*** | 30.806 | 269 | 1:04.700 | |
| 4 | 2:00.239 | 36.066 | 103 | 30.461 | ***271*** | 53.712 | | | | | | | | | |

**4** Koebolt, NLD/ Bottemanne, FRA/ Schothorst, NLD , **theoretical besttime: 1:57.790**

| Lap | Time | SE1 | SP1 | SE2 | SP2 | SE3 | SP3 | Lap | Time | SE1 | SP1 | SE2 | SP2 | SE3 | SP3 |
|---|---|---|---|---|---|---|---|---|---|---|---|---|---|---|---|
| 1 | 4:30.756 | 3:06.168 | 100 | 31.232 | 265 | 53.356 | | 3 | 2:11.974 | ***35.255*** | 102 | 30.488 | ***271*** | 1:06.231 | |
| 2 | ***1:57.813*** | 35.278 | ***105*** | ***30.415*** | 269 | ***52.120*** | | | | | | | | | |

**5** Fässler, CHE/ Mies, DEU/ Haase, DEU , **theoretical besttime: 1:57.211**

| Lap | Time | SE1 | SP1 | SE2 | SP2 | SE3 | SP3 | Lap | Time | SE1 | SP1 | SE2 | SP2 | SE3 | SP3 |
|---|---|---|---|---|---|---|---|---|---|---|---|---|---|---|---|
| 1 | 2:22.215 | 46.893 | 90 | 32.620 | 257 | 1:02.702 | | 5 | 2:57.435 | 1:27.278 | 99 | 30.274 | 278 | 59.883 | |
| 2 | ***1:57.531*** | 35.326 | 96 | 30.159 | ***278*** | 52.046 | | 6 | 1:57.539 | 35.334 | ***102*** | 30.237 | 275 | ***51.968*** | |
| 3 | 1:58.482 | 35.316 | 101 | ***30.158*** | 278 | 53.008 | | 7 | 1:59.898 | ***35.085*** | 96 | 30.206 | 276 | 54.607 | |
| 4 | 2:08.907 | 35.715 | 98 | 30.337 | 276 | 1:02.855 | | 8 | 2:18.534 | 36.338 | 103 | 30.395 | 275 | 1:11.801 | |

**6** Lee, CHN/ Thong, CHN/ Winkelhock, DEU , **theoretical besttime: 1:57.989**

| Lap | Time | SE1 | SP1 | SE2 | SP2 | SE3 | SP3 | Lap | Time | SE1 | SP1 | SE2 | SP2 | SE3 | SP3 |
|---|---|---|---|---|---|---|---|---|---|---|---|---|---|---|---|
| 1 | 2:13.589 | 44.757 | 98 | 31.708 | 257 | 57.124 | | 5 | 1:58.507 | 35.634 | 103 | 30.508 | ***271*** | 52.365 | |
| 2 | 1:58.487 | 35.868 | 104 | 30.517 | 269 | ***52.102*** | | 6 | 1:58.501 | 35.555 | 102 | ***30.485*** | 270 | 52.461 | |
| 3 | 2:12.813 | 37.476 | 98 | 30.955 | 268 | 1:04.382 | | 7 | ***1:58.311*** | ***35.402*** | ***104*** | 30.650 | 270 | 52.259 | |
| 4 | 3:06.607 | 1:33.004 | 100 | 31.489 | 234 | 1:02.114 | | 8 | 2:17.067 | 37.824 | 99 | 31.787 | 262 | 1:07.456 | |

**7** Smith, GBR/ Meyrick, GBR/ Kane, GBR , **theoretical besttime: 1:56.799**

| Lap | Time | SE1 | SP1 | SE2 | SP2 | SE3 | SP3 | Lap | Time | SE1 | SP1 | SE2 | SP2 | SE3 | SP3 |
|---|---|---|---|---|---|---|---|---|---|---|---|---|---|---|---|
| 1 | 2:39.630 | 59.946 | 99 | 30.590 | 270 | 1:09.094 | | 5 | 3:39.213 | 2:15.177 | 97 | 30.277 | 273 | 53.759 | |
| 2 | 1:57.333 | 35.223 | 99 | 30.198 | 273 | ***51.912*** | | 6 | 1:57.081 | 34.946 | 99 | ***30.021*** | ***276*** | 52.114 | |
| 3 | ***1:57.000*** | ***34.866*** | ***100*** | 30.136 | 273 | 51.998 | | 7 | 2:21.040 | 35.767 | 98 | 30.424 | 273 | 1:14.849 | |
| 4 | 2:12.252 | 35.208 | 96 | 30.138 | 274 | 1:06.906 | | | | | | | | | |

**8** Buhk, DEU/ Soulet, BEL/ Soucek, ESP , **theoretical besttime: 1:56.994**

| Lap | Time | SE1 | SP1 | SE2 | SP2 | SE3 | SP3 | Lap | Time | SE1 | SP1 | SE2 | SP2 | SE3 | SP3 |
|---|---|---|---|---|---|---|---|---|---|---|---|---|---|---|---|
| 1 | 2:47.252 | 1:05.509 | 97 | 30.905 | 275 | 1:10.838 | | 5 | 1:57.641 | 35.260 | 100 | ***29.977*** | 275 | 52.404 | |
| 2 | 1:57.459 | 35.290 | 99 | 30.039 | ***276*** | 52.130 | | 6 | 1:59.522 | 35.114 | 96 | 30.246 | 276 | 54.162 | |
| 3 | 2:09.892 | 36.933 | 96 | 30.318 | 275 | 1:02.641 | | 7 | ***1:57.149*** | ***34.944*** | ***101*** | 30.132 | 276 | ***52.073*** | |
| 4 | 3:14.524 | 1:48.556 | 99 | 30.460 | 271 | 55.508 | | 8 | | 39.619 | 88 | 36.647 | 196 | | |

**9** Zanardi, ITA/ Spengler, CAN/ Glock, DEU , **theoretical besttime: 1:57.558**

| Lap | Time | SE1 | SP1 | SE2 | SP2 | SE3 | SP3 | Lap | Time | SE1 | SP1 | SE2 | SP2 | SE3 | SP3 |
|---|---|---|---|---|---|---|---|---|---|---|---|---|---|---|---|
| 1 | 3:27.854 | 1:39.150 | 98 | 37.908 | 230 | 1:10.796 | | 5 | 1:57.825 | 35.417 | 99 | 30.126 | 271 | ***52.282*** | |
| 2 | 2:05.087 | 35.591 | 93 | 31.843 | 215 | 57.653 | | 6 | ***1:57.766*** | ***35.181*** | 98 | ***30.095*** | 271 | 52.490 | |
| 3 | 2:01.220 | 35.596 | 100 | 30.110 | ***272*** | 55.514 | | 7 | 3:09.613 | 44.693 | 66 | 47.825 | 156 | 1:37.095 | |
| 4 | 2:03.026 | 35.547 | ***104*** | 30.342 | ***272*** | 57.137 | | | | | | | | | |

**10** Beaubelique, FRA/ Ricci, FRA/ Giauque, FRA , **theoretical besttime: 1:58.570**

| Lap | Time | SE1 | SP1 | SE2 | SP2 | SE3 | SP3 | Lap | Time | SE1 | SP1 | SE2 | SP2 | SE3 | SP3 |
|---|---|---|---|---|---|---|---|---|---|---|---|---|---|---|---|
| 1 | 3:44.353 | 2:09.106 | 94 | 32.039 | 270 | 1:03.208 | | 5 | ***1:59.102*** | 35.825 | 97 | 30.182 | 278 | 53.095 | |
| 2 | 1:59.213 | 36.119 | 100 | 30.158 | 278 | ***52.936*** | | 6 | 1:59.423 | ***35.564*** | ***101*** | 30.317 | 278 | 53.542 | |
| 3 | 1:59.329 | 35.824 | 100 | ***30.070*** | ***279*** | 53.435 | | 7 | 2:36.958 | 39.896 | 82 | 38.059 | 220 | 1:19.003 | |
| 4 | 2:13.940 | 42.550 | 85 | 34.758 | 258 | 56.632 | | | | | | | | | |

# Blancpain Endurance Series

## Lap analysis Qualifying 3

Provisional

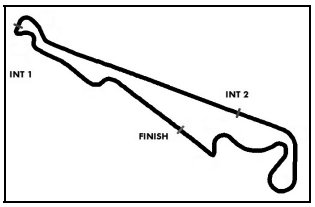


Circuit Paul Ricard Short, Length: 5791 m
Air temperature: 26.6°C
Track temperature: 24.4°C
Weather condition: Dry

Saturday 20.6.2015 10:50

# Lap analysis: Qualifying 3

### 11 Broniszewski, POL/ Bonacini, ITA/ Lyons, GBR , — theoretical besttime: 1:57.600

| Lap | Time | SE1 | SP1 | SE2 | SP2 | SE3 | SP3 | Lap | Time | SE1 | SP1 | SE2 | SP2 | SE3 | SP3 |
|---|---|---|---|---|---|---|---|---|---|---|---|---|---|---|---|
| 1 | 3:09.927 | 1:37.133 | 99 | 32.225 | 269 | 1:00.569 | | 5 | 3:11.566 | 1:45.691 | 106 | 29.778 | 276 | 56.097 | |
| 2 | 1:58.375 | 35.455 | 105 | 29.895 | ***279*** | 53.025 | | 6 | ***1:57.815*** | 35.149 | 107 | 29.840 | ***279*** | ***52.826*** | |
| 3 | 1:58.285 | 35.286 | ***107*** | ***29.638*** | 278 | 53.361 | | 7 | 1:58.059 | ***35.136*** | 105 | 29.883 | 278 | 53.040 | |
| 4 | 2:23.617 | 39.082 | 100 | 35.261 | 248 | 1:09.274 | | 8 | | 44.744 | 78 | 48.974 | 152 | | |

### 12 Dermont, FRA/ Hassid, FRA/ Perera, FRA , — theoretical besttime: 1:57.084

| Lap | Time | SE1 | SP1 | SE2 | SP2 | SE3 | SP3 | Lap | Time | SE1 | SP1 | SE2 | SP2 | SE3 | SP3 |
|---|---|---|---|---|---|---|---|---|---|---|---|---|---|---|---|
| 1 | 3:00.449 | 1:25.273 | 93 | 31.212 | 271 | 1:03.964 | | 5 | 3:20.344 | 1:56.802 | 100 | 30.577 | 271 | 52.965 | |
| 2 | 2:07.170 | 42.996 | ***103*** | 30.161 | ***272*** | 54.013 | | 6 | ***1:57.312*** | 35.183 | 100 | 30.113 | ***272*** | ***52.016*** | |
| 3 | 1:57.774 | ***35.080*** | 102 | 30.051 | ***272*** | 52.643 | | 7 | 1:57.510 | 35.083 | 102 | ***29.988*** | ***272*** | 52.439 | |
| 4 | 2:10.871 | 36.086 | 99 | 30.431 | ***272*** | 1:04.354 | | 8 | | 43.331 | 89 | 34.484 | 251 | | |

### 14 Frey, CHE/ Gardel, CHE/ Barth, CHE , — theoretical besttime: 1:59.144

| Lap | Time | SE1 | SP1 | SE2 | SP2 | SE3 | SP3 | Lap | Time | SE1 | SP1 | SE2 | SP2 | SE3 | SP3 |
|---|---|---|---|---|---|---|---|---|---|---|---|---|---|---|---|
| 1 | 3:11.583 | 1:39.472 | 101 | 31.466 | 265 | 1:00.645 | | 5 | ***1:59.554*** | ***35.595*** | ***104*** | 30.371 | 278 | 53.588 | |
| 2 | 4:55.413 | 36.678 | 99 | 30.383 | ***279*** | 3:48.352 | | 6 | 2:00.012 | 36.061 | 100 | ***30.214*** | ***279*** | 53.737 | |
| 3 | 2:23.592 | 58.750 | 95 | 31.233 | 270 | 53.609 | | 7 | | 54.052 | 71 | 1:00.427 | 252 | | |
| 4 | 1:59.676 | 35.945 | 100 | 30.396 | 277 | ***53.335*** | | | | | | | | | |

### 15 Ojjeh, SAU/ Grötz, LUX , , — theoretical besttime: 1:58.684

| Lap | Time | SE1 | SP1 | SE2 | SP2 | SE3 | SP3 | Lap | Time | SE1 | SP1 | SE2 | SP2 | SE3 | SP3 |
|---|---|---|---|---|---|---|---|---|---|---|---|---|---|---|---|
| 1 | 2:23.145 | 47.560 | 93 | 31.924 | 262 | 1:03.661 | | 5 | ***1:58.943*** | ***35.612*** | 101 | 30.526 | 269 | 52.805 | |
| 2 | 1:59.721 | 36.242 | 100 | 30.546 | 269 | 52.933 | | 6 | 2:01.009 | 36.362 | 94 | 31.226 | 268 | 53.421 | |
| 3 | 1:59.083 | 35.931 | 102 | 30.481 | 267 | ***52.671*** | | 7 | 1:58.952 | 35.649 | 100 | 30.557 | 269 | 52.746 | |
| 4 | 1:59.984 | 36.056 | ***103*** | ***30.401*** | ***270*** | 53.527 | | 8 | 2:27.614 | 37.096 | 93 | 33.238 | 269 | 1:17.280 | |

### 16 Barthez, FRA/ Pons, FRA , , — theoretical besttime: 1:59.646

| Lap | Time | SE1 | SP1 | SE2 | SP2 | SE3 | SP3 | Lap | Time | SE1 | SP1 | SE2 | SP2 | SE3 | SP3 |
|---|---|---|---|---|---|---|---|---|---|---|---|---|---|---|---|
| 1 | 3:47.836 | 2:17.536 | 92 | 32.785 | 248 | 57.515 | | 4 | 2:00.003 | ***35.837*** | 91 | 30.507 | ***280*** | 53.659 | |
| 2 | 2:02.488 | 36.573 | 85 | 30.892 | 278 | 55.023 | | 5 | 1:59.986 | 35.940 | ***100*** | ***30.311*** | 279 | 53.735 | |
| 3 | ***1:59.761*** | 35.863 | 98 | 30.400 | 279 | ***53.498*** | | 6 | 2:17.462 | 36.494 | 94 | 30.490 | ***280*** | 1:10.478 | |

### 17 Andersen, DNK/ Jensen, DNK , , — theoretical besttime: 1:56.959

| Lap | Time | SE1 | SP1 | SE2 | SP2 | SE3 | SP3 | Lap | Time | SE1 | SP1 | SE2 | SP2 | SE3 | SP3 |
|---|---|---|---|---|---|---|---|---|---|---|---|---|---|---|---|
| 1 | 2:45.337 | 1:05.135 | 98 | 30.948 | 279 | 1:09.254 | | 3 | ***1:57.245*** | ***35.021*** | ***101*** | ***29.740*** | 280 | 52.484 | |
| 2 | 1:57.407 | 35.377 | 98 | 29.832 | ***281*** | ***52.198*** | | 4 | 2:54.883 | 49.609 | 73 | 42.546 | 169 | 1:22.728 | |

### 18 Morley, GBR/ Johnston, USA/ Engel, DEU , — theoretical besttime: 1:56.871

| Lap | Time | SE1 | SP1 | SE2 | SP2 | SE3 | SP3 | Lap | Time | SE1 | SP1 | SE2 | SP2 | SE3 | SP3 |
|---|---|---|---|---|---|---|---|---|---|---|---|---|---|---|---|
| 1 | 2:18.414 | 47.954 | 95 | 30.498 | 275 | 59.962 | | 5 | 3:05.903 | 1:41.089 | 93 | 30.984 | 276 | 53.830 | |
| 2 | 1:57.725 | 35.605 | 95 | 30.096 | 281 | ***52.024*** | | 6 | ***1:57.148*** | 35.162 | ***99*** | 29.928 | 280 | 52.058 | |
| 3 | 1:57.203 | 35.127 | 98 | ***29.833*** | ***283*** | 52.243 | | 7 | 1:57.538 | ***35.014*** | 99 | 29.852 | 281 | 52.672 | |
| 4 | 2:10.431 | 36.449 | ***99*** | 30.209 | 281 | 1:03.773 | | 8 | 2:18.148 | 38.646 | 100 | 30.673 | 278 | 1:08.829 | |

### 19 Palmer, USA/ Babini, ITA/ Mul, NLD , — theoretical besttime: 1:57.464

| Lap | Time | SE1 | SP1 | SE2 | SP2 | SE3 | SP3 | Lap | Time | SE1 | SP1 | SE2 | SP2 | SE3 | SP3 |
|---|---|---|---|---|---|---|---|---|---|---|---|---|---|---|---|
| 1 | 5:57.382 | 4:20.296 | 74 | 40.871 | 272 | 56.215 | | 5 | 1:58.180 | 35.638 | ***104*** | 29.930 | 282 | 52.612 | |
| 2 | 2:00.099 | 37.164 | 74 | 30.507 | 281 | 52.428 | | 6 | 1:57.865 | 35.367 | 103 | 29.958 | ***283*** | 52.540 | |
| 3 | 1:57.987 | 35.666 | 97 | 29.998 | 280 | ***52.323*** | | 7 | | 46.540 | 82 | 47.513 | 159 | | |
| 4 | ***1:57.789*** | ***35.241*** | 103 | ***29.900*** | 282 | 52.648 | | | | | | | | | |

### 20 Vautier, FRA/ Moullin Traffort, FRA/ Pier Guidi, ITA , — theoretical besttime: 1:57.500

| Lap | Time | SE1 | SP1 | SE2 | SP2 | SE3 | SP3 | Lap | Time | SE1 | SP1 | SE2 | SP2 | SE3 | SP3 |
|---|---|---|---|---|---|---|---|---|---|---|---|---|---|---|---|
| 1 | 2:47.519 | 1:17.268 | ***102*** | 31.025 | ***279*** | 59.226 | | 5 | 3:25.835 | 2:03.134 | 97 | 30.218 | 278 | 52.483 | |
| 2 | 1:58.107 | 35.792 | 102 | ***29.831*** | ***279*** | 52.484 | | 6 | 1:59.639 | 36.568 | 98 | 30.024 | ***279*** | 53.047 | |
| 3 | 1:57.758 | 35.462 | 98 | 29.844 | 278 | 52.452 | | 7 | ***1:57.553*** | ***35.256*** | 98 | 29.884 | ***279*** | ***52.413*** | |
| 4 | 2:09.827 | 36.540 | 96 | 30.079 | 278 | 1:03.208 | | 8 | | 40.498 | 86 | 37.635 | 205 | | |

# Blancpain Endurance Series

## Lap analysis Qualifying 3

Provisional

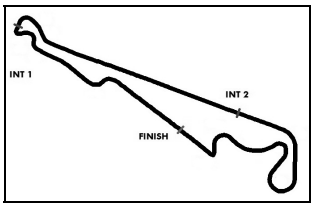


Circuit Paul Ricard Short, Length: 5791 m
Air temperature: 26.6°C
Track temperature: 24.4°C
Weather condition: Dry

Saturday 20.6.2015 10:50

# Lap analysis: Qualifying 3

### 21 Al Faisal, SAU/ Haupt, DEU/ Buurman, NLD , — theoretical besttime: 1:57.035

| Lap | Time | SE1 | SP1 | SE2 | SP2 | SE3 | SP3 | Lap | Time | SE1 | SP1 | SE2 | SP2 | SE3 | SP3 |
|---|---|---|---|---|---|---|---|---|---|---|---|---|---|---|---|
| 1 | 2:29.295 | 49.750 | 102 | 32.821 | 220 | 1:06.724 | | 5 | 2:59.198 | 1:31.682 | 95 | 30.532 | 277 | 56.984 | |
| 2 | 1:57.924 | 35.550 | 102 | 30.131 | 278 | 52.243 | | 6 | ***1:57.035*** | ***35.062*** | ***104*** | ***29.946*** | 279 | ***52.027*** | |
| 3 | 1:58.142 | 35.209 | 102 | 30.027 | 278 | 52.906 | | 7 | 1:57.737 | 35.316 | 99 | 30.109 | ***280*** | 52.312 | |
| 4 | 2:08.815 | 35.237 | 101 | 30.156 | 279 | 1:03.422 | | 8 | 2:32.378 | 39.464 | 93 | 35.185 | 228 | 1:17.729 | |

### 22 Paletou, FRA/ Sanchez, MEX/ Shulzhitskiy, RUS , — theoretical besttime: 1:57.009

| Lap | Time | SE1 | SP1 | SE2 | SP2 | SE3 | SP3 | Lap | Time | SE1 | SP1 | SE2 | SP2 | SE3 | SP3 |
|---|---|---|---|---|---|---|---|---|---|---|---|---|---|---|---|
| 1 | 2:56.916 | 1:16.360 | 83 | 31.112 | 275 | 1:09.444 | | 5 | 2:24.479 | 57.603 | 96 | 30.828 | 278 | 56.048 | |
| 2 | 1:58.149 | 35.654 | 96 | 29.748 | 280 | 52.747 | | 6 | 2:06.466 | 36.647 | 93 | 31.622 | 262 | 58.197 | |
| 3 | ***1:57.009*** | ***35.294*** | ***99*** | ***29.687*** | 281 | ***52.028*** | | 7 | | 35.734 | 93 | 29.789 | ***284*** | | |
| 4 | 2:50.401 | 35.801 | 93 | 31.112 | 260 | 1:43.488 | | | | | | | | | |

### 23 Reip, BEL/ Buncombe, GBR/ Chiyo, JPN , — theoretical besttime: 1:56.824

| Lap | Time | SE1 | SP1 | SE2 | SP2 | SE3 | SP3 | Lap | Time | SE1 | SP1 | SE2 | SP2 | SE3 | SP3 |
|---|---|---|---|---|---|---|---|---|---|---|---|---|---|---|---|
| 1 | 2:58.955 | 1:16.007 | 78 | 31.647 | 243 | 1:11.301 | | 4 | 2:08.853 | 35.157 | 95 | 30.273 | 279 | 1:03.423 | |
| 2 | 1:57.205 | 35.265 | 98 | 29.697 | 281 | ***52.243*** | | 5 | 1:57.216 | 35.110 | 97 | 29.788 | ***282*** | 52.318 | |
| 3 | ***1:56.827*** | ***34.905*** | ***100*** | ***29.676*** | ***282*** | 52.246 | | 6 | | 36.239 | 84 | 30.740 | 280 | | |

### 24 Loggie, GBR/ Simonsen, DNK/ Westwood, GBR , — theoretical besttime: 2:03.044

| Lap | Time | SE1 | SP1 | SE2 | SP2 | SE3 | SP3 | Lap | Time | SE1 | SP1 | SE2 | SP2 | SE3 | SP3 |
|---|---|---|---|---|---|---|---|---|---|---|---|---|---|---|---|
| 1 | 3:48.304 | 2:17.880 | 98 | 32.979 | 245 | 57.445 | | 3 | | 40.636 | 86 | 43.122 | 223 | | |
| 2 | ***2:03.044*** | ***37.267*** | ***100*** | ***31.094*** | ***273*** | ***54.683*** | | | | | | | | | |

### 25 Mancini, ITA/ Birzhin, RUS/ Mastronardi, ITA , — theoretical besttime: 1:57.674

| Lap | Time | SE1 | SP1 | SE2 | SP2 | SE3 | SP3 | Lap | Time | SE1 | SP1 | SE2 | SP2 | SE3 | SP3 |
|---|---|---|---|---|---|---|---|---|---|---|---|---|---|---|---|
| 1 | 3:04.922 | 1:16.419 | 101 | 36.045 | 191 | 1:12.458 | | 5 | 1:58.440 | 35.373 | 100 | 30.120 | 277 | 52.947 | |
| 2 | 2:20.766 | 43.649 | 79 | 36.966 | 197 | 1:00.151 | | 6 | 2:18.144 | 41.121 | 84 | 37.289 | 193 | 59.734 | |
| 3 | ***1:57.792*** | ***35.245*** | 103 | 30.085 | 278 | ***52.462*** | | 7 | | 38.250 | 72 | 36.999 | 195 | | |
| 4 | 1:58.180 | 35.451 | ***105*** | ***29.967*** | ***278*** | 52.762 | | | | | | | | | |

### 28 Bordet, FRA/ Viron, FRA/ Orgeval, FRA , — theoretical besttime: 1:59.436

| Lap | Time | SE1 | SP1 | SE2 | SP2 | SE3 | SP3 | Lap | Time | SE1 | SP1 | SE2 | SP2 | SE3 | SP3 |
|---|---|---|---|---|---|---|---|---|---|---|---|---|---|---|---|
| 1 | 2:49.992 | 1:04.576 | 94 | 34.023 | 260 | 1:11.393 | | 4 | 2:00.544 | 36.310 | 98 | 30.168 | 280 | 54.066 | |
| 2 | 1:59.932 | 36.127 | 98 | 30.248 | ***282*** | ***53.557*** | | 5 | 1:59.980 | ***35.952*** | ***102*** | 30.163 | 279 | 53.865 | |
| 3 | ***1:59.744*** | 36.164 | 99 | ***29.927*** | 280 | 53.653 | | 6 | | 37.981 | 85 | 32.224 | 278 | | |

### 30 Hirschi, CHE/ Kelders, BEL/ Hirschi, CHE , — theoretical besttime: 1:57.801

| Lap | Time | SE1 | SP1 | SE2 | SP2 | SE3 | SP3 | Lap | Time | SE1 | SP1 | SE2 | SP2 | SE3 | SP3 |
|---|---|---|---|---|---|---|---|---|---|---|---|---|---|---|---|
| 1 | 2:59.200 | 1:31.000 | 97 | 31.673 | 262 | 56.527 | | 4 | 2:02.647 | ***35.247*** | 104 | 30.535 | 269 | 56.865 | |
| 2 | 1:59.816 | 35.728 | 101 | ***30.192*** | 268 | 53.896 | | 5 | 1:58.439 | 35.386 | 101 | 30.331 | ***269*** | 52.722 | |
| 3 | ***1:57.987*** | 35.336 | 103 | 30.289 | 269 | ***52.362*** | | 6 | | 35.534 | ***105*** | 30.340 | 269 | | |

### 32 Wilson, GBR/ Leonard, GBR/ Meadows, GBR , — theoretical besttime: 1:57.565

| Lap | Time | SE1 | SP1 | SE2 | SP2 | SE3 | SP3 | Lap | Time | SE1 | SP1 | SE2 | SP2 | SE3 | SP3 |
|---|---|---|---|---|---|---|---|---|---|---|---|---|---|---|---|
| 1 | 2:49.245 | 1:06.813 | 102 | 30.574 | 274 | 1:11.858 | | 5 | 2:26.913 | 59.987 | 74 | 32.822 | 274 | 54.104 | |
| 2 | 1:58.315 | 35.984 | 102 | 30.006 | ***275*** | ***52.325*** | | 6 | 2:00.017 | 35.628 | 100 | 30.044 | ***275*** | 54.345 | |
| 3 | ***1:57.710*** | ***35.333*** | 104 | ***29.907*** | ***275*** | 52.470 | | 7 | | 35.647 | ***104*** | 30.083 | ***275*** | | |
| 4 | 3:11.722 | 36.398 | 99 | 30.138 | ***275*** | 2:05.186 | | | | | | | | | |

### 33 Heyer, DEU/ Toril, ESP/ Seyffarth, DEU , — theoretical besttime: 1:58.342

| Lap | Time | SE1 | SP1 | SE2 | SP2 | SE3 | SP3 | Lap | Time | SE1 | SP1 | SE2 | SP2 | SE3 | SP3 |
|---|---|---|---|---|---|---|---|---|---|---|---|---|---|---|---|
| 1 | 3:04.203 | 1:28.364 | 92 | 31.660 | 277 | 1:04.179 | | 3 | 2:02.246 | 39.019 | 97 | 30.240 | 281 | 52.987 | |
| 2 | ***1:58.704*** | 36.116 | ***99*** | 29.953 | ***284*** | ***52.635*** | | 4 | 2:10.533 | ***35.779*** | 98 | ***29.928*** | ***284*** | 1:04.826 | |

### 34 Schmidt, DEU/ Ehret, DEU/ van der Zande, NLD , — theoretical besttime: 1:57.685

| Lap | Time | SE1 | SP1 | SE2 | SP2 | SE3 | SP3 | Lap | Time | SE1 | SP1 | SE2 | SP2 | SE3 | SP3 |
|---|---|---|---|---|---|---|---|---|---|---|---|---|---|---|---|
| 1 | 5:43.981 | 4:09.288 | 96 | 35.326 | 223 | 59.367 | | 5 | 1:58.711 | 35.474 | 95 | 30.003 | ***282*** | 53.234 | |
| 2 | 2:05.160 | 36.832 | 98 | 30.444 | 278 | 57.884 | | 6 | ***1:58.273*** | 35.431 | 95 | 29.977 | 279 | ***52.865*** | |
| 3 | 1:58.354 | 35.407 | 97 | 29.999 | 280 | 52.948 | | 7 | 2:37.075 | 42.716 | 88 | 35.752 | 241 | 1:18.607 | |
| 4 | 2:01.947 | ***35.004*** | ***103*** | ***29.816*** | ***282*** | 57.127 | | | | | | | | | |

# Blancpain Endurance Series

## Lap analysis Qualifying 3

Provisional

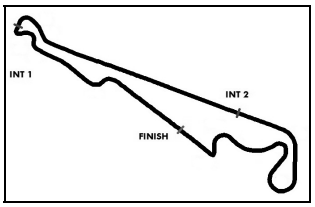


Circuit Paul Ricard Short, Length: 5791 m
Air temperature: 26.6°C
Track temperature: 24.4°C
Weather condition: Dry

Saturday 20.6.2015 10:50

# Lap analysis: Qualifying 3

### 35 Tambay, FRA/ Mortara, ITA/ Guilvert, FRA , — theoretical besttime: 1:57.474

| Lap | Time | SE1 | SP1 | SE2 | SP2 | SE3 | SP3 | Lap | Time | SE1 | SP1 | SE2 | SP2 | SE3 | SP3 |
|---|---|---|---|---|---|---|---|---|---|---|---|---|---|---|---|
| 1 | 3:29.643 | 1:46.238 | 93 | 47.584 | 245 | 55.821 | | 5 | 1:58.226 | 35.422 | ***102*** | 30.247 | 274 | 52.557 | |
| 2 | 1:58.194 | 35.359 | 100 | 30.173 | 276 | 52.662 | | 6 | 1:57.897 | 35.180 | 101 | 30.257 | 274 | 52.460 | |
| 3 | ***1:57.510*** | 35.168 | 99 | ***30.148*** | 276 | ***52.194*** | | 7 | 2:09.749 | 36.194 | 99 | 31.855 | 236 | 1:01.700 | |
| 4 | 2:03.146 | ***35.132*** | 102 | 30.155 | ***277*** | 57.859 | | 8 | 2:32.324 | 38.514 | 98 | 32.296 | 245 | 1:21.514 | |

### 36 Lallemant, FRA/ Buffin, FRA/ Cabannes, FRA , — theoretical besttime: 2:03.781

| Lap | Time | SE1 | SP1 | SE2 | SP2 | SE3 | SP3 | Lap | Time | SE1 | SP1 | SE2 | SP2 | SE3 | SP3 |
|---|---|---|---|---|---|---|---|---|---|---|---|---|---|---|---|
| 1 | 3:23.623 | 1:46.723 | 95 | 33.743 | 268 | 1:03.157 | | 4 | 2:07.335 | ***37.235*** | 93 | 32.384 | 276 | 57.716 | |
| 2 | 2:04.299 | 37.278 | 95 | 31.538 | 272 | ***55.483*** | | 5 | 2:05.336 | 37.313 | 98 | 31.329 | 271 | 56.694 | |
| 3 | ***2:03.954*** | 37.325 | ***102*** | ***31.063*** | 274 | 55.566 | | 6 | 2:26.200 | 39.469 | 99 | 31.356 | ***278*** | 1:15.375 | |

### 41 Vannelet, FRA/ Santamato, FRA/ Guibbert, FRA , — theoretical besttime: 1:58.080

| Lap | Time | SE1 | SP1 | SE2 | SP2 | SE3 | SP3 | Lap | Time | SE1 | SP1 | SE2 | SP2 | SE3 | SP3 |
|---|---|---|---|---|---|---|---|---|---|---|---|---|---|---|---|
| 1 | 3:11.380 | 1:35.913 | 95 | 34.224 | 262 | 1:01.243 | | 5 | 1:58.654 | 35.809 | 99 | 30.251 | 278 | 52.594 | |
| 2 | 2:03.374 | 35.902 | ***103*** | 30.766 | 278 | 56.706 | | 6 | 2:00.456 | 35.849 | 103 | 30.258 | 278 | 54.349 | |
| 3 | ***1:58.106*** | ***35.566*** | 100 | 30.146 | ***279*** | ***52.394*** | | 7 | | 35.756 | 100 | 30.863 | 258 | | |
| 4 | 2:00.088 | 35.596 | 100 | ***30.120*** | 277 | 54.372 | | | | | | | | | |

### 42 Debs, FRA/ Mardini, FRA/ Mislin, FRA , — theoretical besttime: 1:59.189

| Lap | Time | SE1 | SP1 | SE2 | SP2 | SE3 | SP3 | Lap | Time | SE1 | SP1 | SE2 | SP2 | SE3 | SP3 |
|---|---|---|---|---|---|---|---|---|---|---|---|---|---|---|---|
| 1 | 3:36.659 | 2:02.069 | 97 | 32.045 | 251 | 1:02.545 | | 4 | 2:00.282 | 36.327 | 101 | 30.655 | 278 | 53.300 | |
| 2 | ***1:59.189*** | ***35.777*** | ***104*** | ***30.196*** | ***278*** | ***53.216*** | | 5 | | 36.195 | 101 | 30.541 | 278 | | |
| 3 | 2:16.897 | 36.792 | 101 | 30.655 | 244 | 1:09.450 | | | | | | | | | |

### 44 Al Harthy, OMA/ Lloyd, GBR/ Adam, GBR , — theoretical besttime: 1:57.977

| Lap | Time | SE1 | SP1 | SE2 | SP2 | SE3 | SP3 | Lap | Time | SE1 | SP1 | SE2 | SP2 | SE3 | SP3 |
|---|---|---|---|---|---|---|---|---|---|---|---|---|---|---|---|
| 1 | 4:02.847 | 2:26.566 | 95 | 33.347 | 263 | 1:02.934 | | 4 | ***1:57.977*** | ***35.178*** | 100 | ***30.422*** | ***273*** | ***52.377*** | |
| 2 | 1:58.358 | 35.278 | 102 | 30.521 | 271 | 52.559 | | 5 | 2:05.514 | 35.881 | ***102*** | 31.849 | 268 | 57.784 | |
| 3 | 1:58.410 | 35.242 | 101 | 30.481 | ***273*** | 52.687 | | 6 | | 36.053 | 93 | 39.230 | 238 | | |

### 46 Paltalla, FIN/ Luhr, DEU/ Martin, BEL , — theoretical besttime: 1:56.965

| Lap | Time | SE1 | SP1 | SE2 | SP2 | SE3 | SP3 | Lap | Time | SE1 | SP1 | SE2 | SP2 | SE3 | SP3 |
|---|---|---|---|---|---|---|---|---|---|---|---|---|---|---|---|
| 1 | 2:48.400 | 1:17.030 | 96 | 31.361 | ***273*** | 1:00.009 | | 5 | 1:57.373 | 35.439 | ***102*** | 30.051 | 272 | ***51.883*** | |
| 2 | 2:08.414 | 35.787 | 99 | 30.181 | 272 | 1:02.446 | | 6 | 1:59.978 | 35.606 | 101 | 30.084 | 272 | 54.288 | |
| 3 | 3:22.967 | 1:58.480 | 97 | 30.478 | 272 | 54.009 | | 7 | 1:58.006 | 35.301 | 100 | 30.070 | 272 | 52.635 | |
| 4 | ***1:57.035*** | ***35.049*** | 102 | ***30.033*** | ***273*** | 51.953 | | 8 | | 37.540 | 94 | 32.210 | 227 | | |

### 48 Soenen, BEL/ van Glabeke, BEL/ Lanting, MCO , — theoretical besttime: 2:02.726

| Lap | Time | SE1 | SP1 | SE2 | SP2 | SE3 | SP3 | Lap | Time | SE1 | SP1 | SE2 | SP2 | SE3 | SP3 |
|---|---|---|---|---|---|---|---|---|---|---|---|---|---|---|---|
| 1 | 5:12.437 | 3:30.262 | 83 | 32.151 | 276 | 1:10.024 | | 4 | 2:03.295 | 36.794 | 97 | ***30.485*** | ***278*** | 56.016 | |
| 2 | 6:04.079 | 4:35.033 | 87 | 31.665 | 264 | 57.381 | | 5 | 2:35.131 | 43.737 | 77 | 32.903 | 269 | 1:18.491 | |
| 3 | ***2:03.206*** | ***36.780*** | ***98*** | 30.965 | 263 | ***55.461*** | | | | | | | | | |

### 49 Blank, ITA/ Bachelier, FRA/ Mallegol, FRA , — theoretical besttime: 2:00.033

| Lap | Time | SE1 | SP1 | SE2 | SP2 | SE3 | SP3 | Lap | Time | SE1 | SP1 | SE2 | SP2 | SE3 | SP3 |
|---|---|---|---|---|---|---|---|---|---|---|---|---|---|---|---|
| 1 | 4:10.833 | 2:37.345 | 88 | 34.004 | 255 | 59.484 | | 5 | 2:00.232 | ***35.830*** | 96 | ***30.062*** | ***279*** | 54.340 | |
| 2 | 2:06.743 | 36.824 | 100 | 30.265 | 277 | 59.654 | | 6 | ***2:00.161*** | 35.869 | 97 | 30.101 | ***279*** | 54.191 | |
| 3 | 2:08.182 | 38.308 | 99 | 30.414 | ***279*** | 59.460 | | 7 | 2:26.159 | 36.584 | 97 | 31.087 | 278 | 1:18.488 | |
| 4 | 2:00.677 | 36.376 | ***102*** | 30.160 | ***279*** | ***54.141*** | | | | | | | | | |

### 51 Guedes, PRT/ Cameron, GBR/ Griffin, IRL , — theoretical besttime: 1:57.460

| Lap | Time | SE1 | SP1 | SE2 | SP2 | SE3 | SP3 | Lap | Time | SE1 | SP1 | SE2 | SP2 | SE3 | SP3 |
|---|---|---|---|---|---|---|---|---|---|---|---|---|---|---|---|
| 1 | 4:00.193 | 2:23.927 | 97 | 34.002 | 267 | 1:02.264 | | 5 | 1:58.143 | 35.454 | 96 | ***29.769*** | ***279*** | 52.920 | |
| 2 | ***1:57.862*** | 35.273 | 98 | 30.046 | 278 | ***52.543*** | | 6 | 1:58.009 | ***35.148*** | 97 | 29.873 | ***279*** | 52.988 | |
| 3 | 2:05.845 | 35.455 | 94 | 30.241 | 278 | 1:00.149 | | 7 | 1:58.454 | 35.360 | 98 | 29.931 | 278 | 53.163 | |
| 4 | 1:58.029 | 35.426 | ***98*** | 29.894 | 278 | 52.709 | | 8 | 2:14.555 | 36.964 | 98 | 30.325 | ***279*** | 1:07.266 | |

### 53 Perazzini, ITA/ Potolicchio, VEN/ Cioci, ITA , — theoretical besttime: 1:57.573

| Lap | Time | SE1 | SP1 | SE2 | SP2 | SE3 | SP3 | Lap | Time | SE1 | SP1 | SE2 | SP2 | SE3 | SP3 |
|---|---|---|---|---|---|---|---|---|---|---|---|---|---|---|---|
| 1 | 3:22.321 | 1:40.494 | 95 | 35.350 | 238 | 1:06.477 | | 5 | ***1:57.590*** | 35.177 | ***102*** | ***29.725*** | ***279*** | ***52.688*** | |
| 2 | 1:58.546 | 35.515 | 101 | 29.870 | ***279*** | 53.161 | | 6 | 1:59.852 | 35.296 | 101 | 29.786 | ***279*** | 54.770 | |
| 3 | 2:08.292 | 35.641 | 101 | 29.875 | 278 | 1:02.776 | | 7 | 2:18.541 | ***35.160*** | 101 | 30.035 | ***279*** | 1:13.346 | |
| 4 | 3:10.175 | 1:43.997 | 92 | 32.393 | 257 | 53.785 | | | | | | | | | |

# Blancpain Endurance Series

## Lap analysis Qualifying 3

Provisional

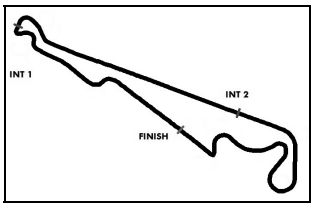


Circuit Paul Ricard Short, Length: 5791 m
Air temperature: 26.6°C
Track temperature: 24.4°C
Weather condition: Dry

Saturday 20.6.2015 10:50

# Lap analysis: Qualifying 3

**54** Yazbil, ARG/ Borches, ARG/ Alvarez, ARG , **theoretical besttime: 2:00.012**

| Lap | Time | SE1 | SP1 | SE2 | SP2 | SE3 | SP3 | Lap | Time | SE1 | SP1 | SE2 | SP2 | SE3 | SP3 |
|---|---|---|---|---|---|---|---|---|---|---|---|---|---|---|---|
| 1 | 3:18.611 | 1:30.552 | 88 | 36.011 | 242 | 1:12.048 | | 4 | ***2:00.012*** | ***35.679*** | 100 | ***30.580*** | 275 | ***53.753*** | |
| 2 | 2:01.038 | 36.375 | ***103*** | 30.726 | 274 | 53.937 | | 5 | | 38.268 | 97 | 31.319 | 251 | | |
| 3 | 2:00.776 | 35.992 | 102 | 30.724 | ***276*** | 54.060 | | | | | | | | | |

**55** Gitlin, RUS/ Chukanov, RUS/ Ramos, PRT , **theoretical besttime: 1:59.063**

| Lap | Time | SE1 | SP1 | SE2 | SP2 | SE3 | SP3 | Lap | Time | SE1 | SP1 | SE2 | SP2 | SE3 | SP3 |
|---|---|---|---|---|---|---|---|---|---|---|---|---|---|---|---|
| 1 | 3:45.206 | 1:57.281 | 79 | 46.291 | 203 | 1:01.634 | | 5 | ***1:59.200*** | 35.703 | ***101*** | ***30.487*** | 270 | ***53.010*** | |
| 2 | 2:01.411 | 36.611 | 96 | 30.770 | 272 | 54.030 | | 6 | 2:04.883 | 36.946 | 93 | 31.023 | 270 | 56.914 | |
| 3 | 1:59.602 | ***35.566*** | 100 | 30.518 | ***273*** | 53.518 | | 7 | | 36.056 | 99 | 30.643 | 266 | | |
| 4 | 1:59.725 | 35.663 | 101 | 30.529 | 271 | 53.533 | | | | | | | | | |

**56** Häring, DEU/ Konstantinou, GRC/ Schmickler, DEU , **theoretical besttime: 1:59.192**

| Lap | Time | SE1 | SP1 | SE2 | SP2 | SE3 | SP3 | Lap | Time | SE1 | SP1 | SE2 | SP2 | SE3 | SP3 |
|---|---|---|---|---|---|---|---|---|---|---|---|---|---|---|---|
| 1 | 4:21.683 | 2:54.918 | 83 | 32.972 | 268 | 53.793 | | 4 | 1:59.797 | ***36.082*** | 104 | 30.097 | 281 | 53.618 | |
| 2 | ***1:59.198*** | 36.088 | ***105*** | ***29.881*** | 280 | ***53.229*** | | 5 | | 36.160 | 104 | 31.274 | 273 | | |
| 3 | 2:01.888 | 36.098 | 103 | 30.043 | ***282*** | 55.747 | | | | | | | | | |

**58** Lapierre, FRA/ Bell, GBR/ Estre, FRA , **theoretical besttime: 1:56.977**

| Lap | Time | SE1 | SP1 | SE2 | SP2 | SE3 | SP3 | Lap | Time | SE1 | SP1 | SE2 | SP2 | SE3 | SP3 |
|---|---|---|---|---|---|---|---|---|---|---|---|---|---|---|---|
| 1 | 4:06.394 | 2:33.216 | 105 | 32.253 | 242 | 1:00.925 | | 4 | 1:57.800 | 35.096 | 106 | ***30.108*** | ***276*** | 52.596 | |
| 2 | 1:57.761 | 35.049 | ***107*** | 30.597 | 272 | 52.115 | | 5 | 2:05.330 | 35.169 | 104 | 30.220 | 273 | 59.941 | |
| 3 | ***1:57.031*** | ***34.902*** | 106 | 30.162 | 274 | ***51.967*** | | 6 | 2:22.219 | 35.371 | 106 | 33.947 | 228 | 1:12.901 | |

**59** Senna, BRA/ Quaife Hobbs, GBR/ Parente, PRT , **theoretical besttime: 1:57.196**

| Lap | Time | SE1 | SP1 | SE2 | SP2 | SE3 | SP3 | Lap | Time | SE1 | SP1 | SE2 | SP2 | SE3 | SP3 |
|---|---|---|---|---|---|---|---|---|---|---|---|---|---|---|---|
| 1 | 5:19.629 | 3:51.562 | 99 | 31.689 | 252 | 56.378 | | 5 | 2:03.607 | 36.677 | 101 | 30.510 | 254 | 56.420 | |
| 2 | 1:58.044 | 35.172 | ***103*** | 30.070 | ***276*** | 52.802 | | 6 | ***1:57.244*** | ***35.003*** | 100 | 30.050 | 274 | ***52.191*** | |
| 3 | 1:57.783 | 35.016 | 100 | 30.078 | 272 | 52.689 | | 7 | 2:24.511 | 38.985 | 92 | 34.487 | 237 | 1:11.039 | |
| 4 | 1:57.398 | 35.034 | 102 | ***30.002*** | 274 | 52.362 | | | | | | | | | |

**63** Venturini, ITA/ Zaugg, CHE/ Bortolotti, AUT , **theoretical besttime: 1:56.314**

| Lap | Time | SE1 | SP1 | SE2 | SP2 | SE3 | SP3 | Lap | Time | SE1 | SP1 | SE2 | SP2 | SE3 | SP3 |
|---|---|---|---|---|---|---|---|---|---|---|---|---|---|---|---|
| 1 | 2:35.657 | 54.805 | 105 | 30.590 | 278 | 1:10.262 | | 5 | 2:05.925 | 35.562 | 105 | 30.001 | 282 | 1:00.362 | |
| 2 | ***1:56.638*** | 35.246 | ***109*** | 29.853 | 283 | ***51.539*** | | 6 | 2:02.945 | 35.395 | 105 | 29.889 | 282 | 57.661 | |
| 3 | 2:07.667 | ***35.059*** | 105 | ***29.716*** | ***284*** | 1:02.892 | | 7 | 2:55.027 | 35.342 | 108 | 30.082 | 283 | 1:49.603 | |
| 4 | 2:55.562 | 1:29.246 | 107 | 30.303 | 279 | 56.013 | | | | | | | | | |

**66** Parrow, DEU/ Schwager, DEU/ Kaffer, DEU , **theoretical besttime: 1:57.736**

| Lap | Time | SE1 | SP1 | SE2 | SP2 | SE3 | SP3 | Lap | Time | SE1 | SP1 | SE2 | SP2 | SE3 | SP3 |
|---|---|---|---|---|---|---|---|---|---|---|---|---|---|---|---|
| 1 | 4:08.079 | 2:37.733 | 93 | 33.116 | 254 | 57.230 | | 4 | 3:44.532 | 35.478 | 101 | 29.963 | 277 | 2:39.091 | |
| 2 | 1:59.788 | 35.603 | ***107*** | 29.901 | 277 | 54.284 | | 5 | 2:21.923 | 55.818 | 105 | 30.281 | 278 | 55.824 | |
| 3 | ***1:57.736*** | ***35.194*** | 106 | ***29.771*** | 278 | ***52.771*** | | 6 | | 35.768 | 102 | 30.026 | ***280*** | | |

**70** Karachev, RUS/ Vasilyev, RUS/ Asmer, EST , **theoretical besttime: 1:57.616**

| Lap | Time | SE1 | SP1 | SE2 | SP2 | SE3 | SP3 | Lap | Time | SE1 | SP1 | SE2 | SP2 | SE3 | SP3 |
|---|---|---|---|---|---|---|---|---|---|---|---|---|---|---|---|
| 1 | 3:16.368 | 1:35.483 | 83 | 30.971 | 279 | 1:09.914 | | 5 | 1:57.866 | ***35.233*** | ***103*** | 30.042 | 276 | 52.591 | |
| 2 | 1:59.094 | 35.973 | 97 | 30.153 | 279 | 52.968 | | 6 | ***1:57.826*** | 35.443 | 102 | ***29.934*** | 279 | ***52.449*** | |
| 3 | 1:58.148 | 35.294 | 102 | 29.940 | ***281*** | 52.914 | | 7 | | 35.696 | 102 | 30.093 | 278 | | |
| 4 | 2:03.316 | 37.447 | 90 | 32.585 | 270 | 53.284 | | | | | | | | | |

**73** Walkinshaw, GBR/ Plowman, GBR/ Dolby, GBR , **theoretical besttime: 1:57.773**

| Lap | Time | SE1 | SP1 | SE2 | SP2 | SE3 | SP3 | Lap | Time | SE1 | SP1 | SE2 | SP2 | SE3 | SP3 |
|---|---|---|---|---|---|---|---|---|---|---|---|---|---|---|---|
| 1 | 3:38.354 | 2:05.751 | 86 | 33.307 | 262 | 59.296 | | 5 | 3:02.650 | 1:32.005 | 95 | 31.420 | 217 | 59.225 | |
| 2 | 1:58.168 | 35.267 | 96 | 29.929 | 280 | 52.972 | | 6 | ***1:57.886*** | 35.342 | 96 | 29.949 | 280 | ***52.595*** | |
| 3 | 1:58.377 | 35.394 | ***100*** | 29.921 | 278 | 53.062 | | 7 | 1:57.932 | ***35.258*** | 93 | ***29.920*** | ***281*** | 52.754 | |
| 4 | 2:12.824 | 35.757 | 98 | 30.520 | 279 | 1:06.547 | | 8 | | 43.369 | 81 | 44.375 | 169 | | |

# Blancpain Endurance Series

## Lap analysis Qualifying 3

Provisional

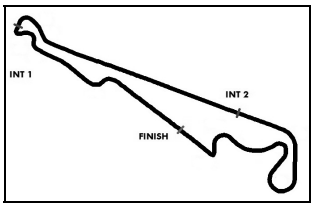


Circuit Paul Ricard Short, Length: 5791 m
Air temperature: 26.6°C
Track temperature: 24.4°C
Weather condition: Dry

Saturday 20.6.2015 10:50

# Lap analysis: Qualifying 3

### 75 Salaquarda, CZE/ Bonanomi, ITA/ Vervisch, BEL , — theoretical besttime: 1:57.399

| Lap | Time | SE1 | SP1 | SE2 | SP2 | SE3 | SP3 | Lap | Time | SE1 | SP1 | SE2 | SP2 | SE3 | SP3 |
|---|---|---|---|---|---|---|---|---|---|---|---|---|---|---|---|
| 1 | 2:41.391 | 1:01.540 | 96 | 31.185 | 271 | 1:08.666 | | 5 | 2:19.757 | 54.734 | ***105*** | 30.299 | 271 | 54.724 | |
| 2 | 1:58.093 | 35.618 | 99 | 30.378 | 275 | 52.097 | | 6 | 1:57.994 | 35.573 | 102 | 30.243 | 276 | 52.178 | |
| 3 | ***1:57.455*** | 35.230 | 104 | 30.243 | 274 | ***51.982*** | | 7 | 1:57.887 | ***35.213*** | 101 | 30.404 | ***276*** | 52.270 | |
| 4 | 2:37.262 | 35.353 | 103 | ***30.204*** | 275 | 1:31.705 | | 8 | | 41.589 | 91 | 32.626 | 238 | | |

### 77 Fraga, BRA/ Abreu, BRA/ Jimenez, BRA , — theoretical besttime: 1:57.616

| Lap | Time | SE1 | SP1 | SE2 | SP2 | SE3 | SP3 | Lap | Time | SE1 | SP1 | SE2 | SP2 | SE3 | SP3 |
|---|---|---|---|---|---|---|---|---|---|---|---|---|---|---|---|
| 1 | 3:08.615 | 1:30.494 | 102 | 31.664 | 269 | 1:06.457 | | 5 | 2:23.967 | 57.566 | 97 | 30.632 | 271 | 55.769 | |
| 2 | 2:01.401 | 35.362 | 101 | 30.341 | ***271*** | 55.698 | | 6 | 1:58.333 | 35.779 | 97 | ***30.213*** | 271 | ***52.341*** | |
| 3 | 1:58.023 | 35.285 | ***102*** | 30.383 | 270 | 52.355 | | 7 | ***1:57.854*** | ***35.062*** | 99 | 30.331 | 271 | 52.461 | |
| 4 | 3:02.268 | 35.163 | 102 | 30.379 | 270 | 1:56.726 | | 8 | | 42.727 | 91 | 38.387 | 199 | | |

### 78 Sardarov, RUS/ Matchitski, RUS , , — theoretical besttime: 1:59.387

| Lap | Time | SE1 | SP1 | SE2 | SP2 | SE3 | SP3 | Lap | Time | SE1 | SP1 | SE2 | SP2 | SE3 | SP3 |
|---|---|---|---|---|---|---|---|---|---|---|---|---|---|---|---|
| 1 | 3:39.352 | 2:11.280 | 96 | 31.612 | 270 | 56.460 | | 4 | 2:07.342 | 36.401 | 88 | 31.634 | 219 | 59.307 | |
| 2 | ***1:59.606*** | 35.906 | ***102*** | 30.460 | ***273*** | ***53.240*** | | 5 | 1:59.713 | 35.870 | 100 | 30.443 | 272 | 53.400 | |
| 3 | 2:01.635 | 36.111 | 100 | 30.457 | ***273*** | 55.067 | | 6 | | ***35.765*** | 97 | ***30.382*** | 272 | | |

### 79 Modell, GBR/ McCaig, GBR/ Bryant, GBR , — theoretical besttime: 1:57.956

| Lap | Time | SE1 | SP1 | SE2 | SP2 | SE3 | SP3 | Lap | Time | SE1 | SP1 | SE2 | SP2 | SE3 | SP3 |
|---|---|---|---|---|---|---|---|---|---|---|---|---|---|---|---|
| 1 | 3:01.032 | 1:18.400 | 83 | 35.119 | 251 | 1:07.513 | | 5 | 2:57.750 | 35.526 | 100 | 30.244 | 271 | 1:51.980 | |
| 2 | 1:58.649 | 35.946 | ***102*** | 30.323 | ***271*** | 52.380 | | 6 | 2:22.743 | 57.102 | 98 | 30.520 | 267 | 55.121 | |
| 3 | 1:58.547 | 35.907 | 100 | 30.219 | 271 | 52.421 | | 7 | 1:58.387 | 35.672 | 97 | 30.342 | ***271*** | ***52.373*** | |
| 4 | ***1:58.329*** | ***35.398*** | 100 | ***30.185*** | ***271*** | 52.746 | | 8 | | 38.016 | 91 | 34.481 | 238 | | |

### 84 Primat, CHE/ Parisy, FRA/ Abril, FRA , — theoretical besttime: 1:56.794

| Lap | Time | SE1 | SP1 | SE2 | SP2 | SE3 | SP3 | Lap | Time | SE1 | SP1 | SE2 | SP2 | SE3 | SP3 |
|---|---|---|---|---|---|---|---|---|---|---|---|---|---|---|---|
| 1 | 3:35.867 | 2:04.922 | 88 | 30.810 | 273 | 1:00.135 | | 5 | 1:57.149 | 35.367 | 100 | ***30.063*** | ***276*** | ***51.719*** | |
| 2 | 1:57.658 | 35.245 | ***104*** | 30.129 | 273 | 52.284 | | 6 | ***1:56.979*** | ***35.012*** | 99 | 30.064 | 275 | 51.903 | |
| 3 | 2:09.042 | 35.494 | 101 | 30.317 | ***276*** | 1:03.231 | | 7 | 2:19.639 | 35.280 | 102 | 30.222 | 275 | 1:14.137 | |
| 4 | 3:04.586 | 1:33.550 | 100 | 33.416 | 253 | 57.620 | | | | | | | | | |

### 98 Dontje, NLD/ Sylvest, DNK/ Jäger, AUT , — theoretical besttime: 1:57.323

| Lap | Time | SE1 | SP1 | SE2 | SP2 | SE3 | SP3 | Lap | Time | SE1 | SP1 | SE2 | SP2 | SE3 | SP3 |
|---|---|---|---|---|---|---|---|---|---|---|---|---|---|---|---|
| 1 | 2:16.002 | 44.232 | 95 | 31.034 | 275 | 1:00.736 | | 5 | 1:57.729 | 35.445 | 101 | 29.997 | ***281*** | 52.287 | |
| 2 | ***1:57.634*** | 35.449 | ***104*** | ***29.996*** | 280 | ***52.189*** | | 6 | 1:58.507 | 35.304 | 102 | 30.167 | 279 | 53.036 | |
| 3 | 2:08.907 | ***35.138*** | 101 | 30.068 | ***281*** | 1:03.701 | | 7 | 2:16.694 | 35.351 | 103 | 30.169 | ***281*** | 1:11.174 | |
| 4 | 3:38.943 | 2:16.304 | 101 | 30.031 | 278 | 52.608 | | | | | | | | | |

### 99 Juncadella, ESP/ Bastian, DEU/ Dusseldorp, NLD , — theoretical besttime: 1:57.508

| Lap | Time | SE1 | SP1 | SE2 | SP2 | SE3 | SP3 | Lap | Time | SE1 | SP1 | SE2 | SP2 | SE3 | SP3 |
|---|---|---|---|---|---|---|---|---|---|---|---|---|---|---|---|
| 1 | 2:10.432 | 42.822 | 101 | 31.205 | 271 | 56.405 | | 5 | 1:57.827 | ***35.350*** | 102 | 29.976 | 279 | 52.501 | |
| 2 | ***1:57.819*** | 35.661 | ***107*** | ***29.937*** | ***280*** | ***52.221*** | | 6 | 1:59.463 | 36.481 | 103 | 30.161 | 277 | 52.821 | |
| 3 | 2:10.587 | 36.365 | 104 | 30.163 | 278 | 1:04.059 | | 7 | 1:57.971 | 35.572 | 102 | 30.083 | 279 | 52.316 | |
| 4 | 3:48.044 | 2:23.758 | 104 | 30.326 | 274 | 53.960 | | 8 | 2:30.726 | 39.788 | 95 | 37.284 | 199 | 1:13.654 | |

### 100 Kemenater, ITA/ Hedman, SWE/ Julian, USA , — theoretical besttime: 1:59.072

| Lap | Time | SE1 | SP1 | SE2 | SP2 | SE3 | SP3 | Lap | Time | SE1 | SP1 | SE2 | SP2 | SE3 | SP3 |
|---|---|---|---|---|---|---|---|---|---|---|---|---|---|---|---|
| 1 | 3:13.654 | 1:33.453 | 90 | 32.614 | 262 | 1:07.587 | | 5 | 1:59.693 | 35.827 | 97 | 30.379 | 278 | 53.487 | |
| 2 | 2:04.737 | 36.362 | 100 | 30.531 | ***279*** | 57.844 | | 6 | 1:59.660 | 36.017 | ***100*** | 30.453 | 278 | ***53.190*** | |
| 3 | 1:59.920 | ***35.795*** | 100 | 30.285 | 278 | 53.840 | | 7 | ***1:59.530*** | 35.882 | 97 | 30.143 | 278 | 53.505 | |
| 4 | 1:59.685 | 36.104 | 94 | ***30.087*** | 278 | 53.494 | | 8 | | 37.048 | 94 | 32.664 | 232 | | |

### 111 Earle, USA/ Zanuttini, ITA/ Talbot, AUS , — theoretical besttime: 1:59.129

| Lap | Time | SE1 | SP1 | SE2 | SP2 | SE3 | SP3 | Lap | Time | SE1 | SP1 | SE2 | SP2 | SE3 | SP3 |
|---|---|---|---|---|---|---|---|---|---|---|---|---|---|---|---|
| 1 | 3:01.700 | 1:25.841 | 99 | 31.582 | 277 | 1:04.277 | | 4 | 2:00.429 | 35.887 | 99 | 30.176 | 278 | 54.366 | |
| 2 | 2:00.292 | 36.190 | 97 | 30.161 | ***279*** | 53.941 | | 5 | ***1:59.129*** | ***35.506*** | ***101*** | ***30.023*** | 278 | ***53.600*** | |
| 3 | 2:00.606 | 36.349 | 97 | 30.216 | 278 | 54.041 | | 6 | 2:23.551 | 36.067 | 99 | 30.212 | 278 | 1:17.272 | |

# Blancpain Endurance Series

## Lap analysis Qualifying 3

Provisional

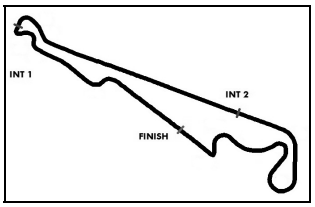


Circuit Paul Ricard Short, Length: 5791 m
Air temperature: 26.6°C
Track temperature: 24.4°C
Weather condition: Dry

Saturday 20.6.2015 10:50

# Lap analysis: Qualifying 3

**333** Salikhov, RUS/ Seefried, DEU/ Siedler, AUT , **theoretical besttime: 1:56.981**

| Lap | Time | SE1 | SP1 | SE2 | SP2 | SE3 | SP3 | Lap | Time | SE1 | SP1 | SE2 | SP2 | SE3 | SP3 |
|---|---|---|---|---|---|---|---|---|---|---|---|---|---|---|---|
| 1 | 3:11.186 | 1:32.989 | 85 | 32.712 | 263 | 1:05.485 | | 4 | 3:29.824 | 36.455 | 99 | 30.417 | 270 | 2:22.952 | |
| 2 | 2:03.114 | 35.614 | 101 | 30.762 | 268 | 56.738 | | 5 | 2:29.767 | 1:02.144 | 93 | 31.720 | 275 | 55.903 | |
| 3 | ***1:56.981*** | ***35.026*** | ***104*** | ***29.695*** | ***279*** | ***52.260*** | | 6 | | 36.308 | 101 | 36.963 | 195 | | |

**888** Ratcliffe, GBR/ Mowle, GBR/ Osborne, GBR , **theoretical besttime: 1:57.659**

| | | | | | | | | | | | | | | | |
|---|---|---|---|---|---|---|---|---|---|---|---|---|---|---|---|
| 1 | 2:46.525 | 1:14.203 | 99 | 31.154 | 269 | 1:01.168 | | 4 | 2:26.933 | 59.834 | 101 | 31.317 | 267 | 55.782 | |
| 2 | ***1:57.858*** | 35.443 | ***102*** | ***30.060*** | ***271*** | ***52.355*** | | 5 | 2:01.499 | 35.536 | 99 | 30.225 | 270 | 55.738 | |
| 3 | 3:07.926 | ***35.244*** | 101 | 30.215 | 270 | 2:02.467 | | 6 | | 35.750 | 100 | 30.133 | 271 | | |

# Blancpain Endurance Series

## Start grid Race

Official

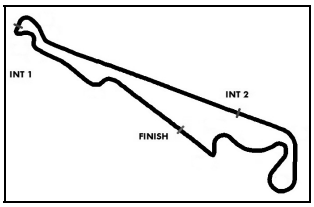


Circuit Paul Ricard Short, Length: 5791 m
Air temperature: 28.3°C
Track temperature: 39.1°C
Weather condition: Dry

Saturday 20.6.2015 17:00

POLE POSITION

| | | | | | | |
|---|---|---|---|---|---|---|
| 63 | GRT Grasser Racing Team<br>Giovanni Venturini/ Adrian Zaugg<br>Mirko Bortolotti* | 1:56.638 | 1 | 333 | Rinaldi Racing<br>Rinat Salikhov/ Marco Seefried<br>Norbert Siedler* | 1:56.981 |
| 7 | Bentley M-Sport<br>Guy Smith*/ Andy Meyrick<br>Steven Kane | 1:57.000 | 2 | 22 | Nissan GT Academy Team RJN<br>Gaetan Paletou/ Ricardo Sanchez<br>Mark Shulzhitskiy* | 1:57.009 |
| 58 | Von Ryan Racing<br>Nicolas Lapierre/ Rob Bell*<br>Kevin Estre | 1:57.031 | 3 | 23 | Nissan GT Academy Team RJN<br>Wolfgang Reip/ Alex Buncombe<br>Katsumasa Chiyo* | 1:56.827 |
| 21 | Black Falcon<br>Abdulaziz Al Faisal/ Hubert Haupt*<br>Yelmer Buurman | 1:57.035 | 4 | 18 | Black Falcon<br>Oliver Morley/ Sean Johnston<br>Maro Engel* | 1:57.148 |
| 8 | Bentley M-Sport<br>Maximilian Buhk/ Maxime Soulet*<br>Andy Soucek | 1:57.149 | 5 | 59 | Von Ryan Racing<br>Bruno Senna/ Adrian Quaife Hobbs<br>Alvaro Parente* | 1:57.244 |
| 17 | Insight Racing Denmark<br>Dennis Andersen*/ Martin Jensen | 1:57.245 | 6 | 12 | TDS Racing<br>Eric Dermont/ Henry Hassid*<br>Franck Perera | 1:57.312 |
| 19 | GRT Grasser Racing Team<br>Andrew Palmer/ Fabio Babini*<br>Jeroen Mul | 1:57.405 | 7 | 1 | Belgian Audi Club Team WRT<br>Rene Rast*/ Mike Rockenfeller<br>Laurens Vanthoor | 1:57.441 |
| 75 | ISR<br>Filip Salaquarda/ Marco Bonanomi<br>Frederic Vervisch* | 1:57.455 | 8 | 35 | Sainteloc<br>Adrien Tambay*/ Edouardo Mortara<br>Gregory Guilvert | 1:57.510 |
| 20 | Akka ASP<br>Tristan Vautier/ Morgan Moullin Traffort*<br>Alessandro Pier Guidi | 1:57.553 | 9 | 53 | AF Corse<br>Piergiuseppe Perazzini/ Vincente Potolicchio*<br>Marco Cioci | 1:57.590 |
| 98 | ROWE Racing<br>Indy Dontje/ Nicolai Sylvest<br>Thomas Jäger* | 1:57.634 | 10 | 32 | Leonard Motorsport AMR<br>Paul Wilson/ Stuart Leonard<br>Michael Meadows* | 1:57.710 |
| 66 | Black Pearl Racing by Rinaldi<br>Steven Parrow/ Dominik Schwager*<br>Pierre Kaffer | 1:57.736 | 11 | 5 | Phoenix Racing<br>Marcel Fässler*/ Christopher Mies<br>Christopher Haase | 1:57.531 |
| 9 | ROAL Motorsport<br>Alex Zanardi/ Bruno Spengler*<br>Timo Glock | 1:57.756 | 12 | 25 | Glorax Racing<br>Fabio Mancini/ Andrey Birzhin<br>Rino Mastronardi* | 1:57.792 |
| 4 | Team WRT<br>Max Koebolt/ Sacha Bottemanne*<br>Pieter Schothorst | 1:57.813 | 13 | 11 | Kessel Racing<br>Michael Broniszewski*/ Alessandro Bonacini<br>Michael Lyons | 1:57.815 |

# Blancpain Endurance Series

## Start grid Race

Official

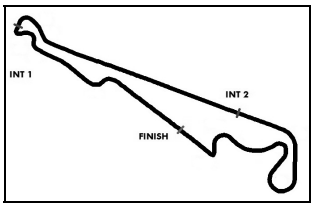


Circuit Paul Ricard Short, Length: 5791 m
Air temperature: 28.3°C
Track temperature: 39.1°C
Weather condition: Dry

Saturday 20.6.2015 17:00

| | | | | | | |
|---|---|---|---|---|---|---|
| 99 | ROWE Racing<br>Daniel Juncadella/ Nico Bastian*<br>Stef Dusseldorp | 1:57.819 | 14 | 70 | GT Russian Team Viatti<br>Alexey Karachev/ Alexey Vasilyev<br>Marco Asmer* | 1:57.826 |
| 77 | BMW Sports Trophy Team Brasil<br>Felipe Fraga/ Atila Abreu<br>Sergio Jimenez* | 1:57.854 | 15 | 888 | Triple 888 Racing<br>Ryan Ratcliffe*/ Lee Mowle<br>Joe Osborne | 1:57.858 |
| 51 | AF Corse<br>Francisco Guedes/ Duncan Cameron*<br>Matt Griffin | 1:57.862 | 16 | 73 | MRS GT Racing<br>Sean Walkinshaw/ Martin Plowman<br>Craig Dolby* | 1:57.886 |
| 44 | Oman Racing Team<br>Ahmad Al Harthy*/ Daniel Lloyd<br>Jonathan Adam | 1:57.977 | 17 | 30 | Classic & Modern Racing<br>Pierre Hirschi/ Christian Kelders*<br>Jonathan Hirschi | 1:57.987 |
| 41 | Sport Garage<br>Gilles Vannelet/ Arno Santamato*<br>Enzo Guibbert | 1:58.106 | 18 | 34 | Car Collection Motorsport<br>Peter Schmidt/ Pierre Ehret<br>Renger van der Zande* | 1:58.273 |
| 6 | Phoenix Racing<br>Marchy Lee/ Shaun Thong<br>Markus Winkelhock* | 1:58.311 | 19 | 79 | Ecurie Ecosse<br>Devon Modell*/ Alasdair McCaig<br>Oliver Bryant | 1:58.329 |
| 3 | Belgian Audi Club Team WRT<br>Stephane Richelmi*/ Frank Stippler<br>Stephane Ortelli | 1:58.518 | 20 | 33 | Car Collection Motorsport<br>Kenneth Heyer/ Miguel Toril*<br>Jan Seyffarth | 1:58.704 |
| 2 | Belgian Audi Club Team WRT<br>Robin Frijns/ Nico Müller<br>Jean-Karl Vernay* | 1:58.767 | 21 | 15 | Boutsen Ginion<br>Karim A. Ojjeh/ Olivier Grötz* | 1:58.943 |
| 24 | Team Parker Racing<br>John Loggie/ Benny Simonsen<br>Julian Westwood* | 1:59.051 | 22 | 10 | Akka ASP<br>Jean-Luc Beaubelique/ Maurice Ricci<br>Philippe Giauque* | 1:59.102 |
| 111 | Kessel Racing<br>Stephen Earle*/ Marco Zanuttini<br>Liam Talbot | 1:59.129 | 23 | 55 | Attempto Racing<br>Vadim Gitlin/ Sergej Chukanov*<br>Migoel Petro Ramos | 1:59.183 |
| 42 | Sport Garage<br>Sylvain Debs/ Bashar Mardini<br>Nicolas Mislin* | 1:59.189 | 24 | 56 | Attempto Racing<br>Jürgen Häring/ Dimitrios Konstantinou*<br>Frank Schmickler | 1:59.198 |
| 100 | DragonSpeed<br>Thomas Kemenater*/ Henrik Hedman<br>Elton Julian | 1:59.527 | 25 | 14 | Emil Frey Racing<br>Lorenz Frey/ Gabriele Gardel*<br>Fredy Barth | 1:59.554 |
| 78 | Team Russia by Barwell<br>Timur Sardarov/ Leo Matchitski* | 1:59.606 | 26 | 28 | Delahaye Racing Team<br>Pierre Etienne Bordet*/ Alexandre Viron<br>Emmanuel Orgeval | 1:59.744 |

# Blancpain Endurance Series

## Start grid Race

Official

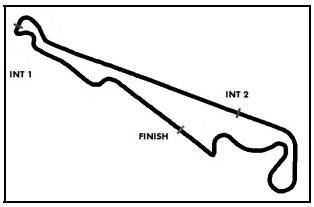


Circuit Paul Ricard Short, Length: 5791 m
Air temperature: 28.3°C
Track temperature: 39.1°C
Weather condition: Dry

Saturday 20.6.2015 17:00

| | | | |
|---|---|---|---|
| 16 | **Akka ASP**<br>Fabien Barthez/ Anthony Pons* | 1:59.761 | 27 |
| 49 | **AF Corse**<br>Howard Blank/ Jean-Marc Bachelier*<br>Yannick Mallegol | 2:00.161 | 28 |
| 36 | **Sainteloc**<br>Gill Lallemant/ Jean - Paul Buffin*<br>George Cabannes | 2:03.954 | 29 |
| 84 | **Bentley Team HTP**<br>Harold Primat/ Mike Parisy<br>Vincent Abril* | | 30 |
| 54 | **Attempto Racing**<br>Sergio Alejandro Yazbil/ Gustavo Borches<br>Juan Cruz Alvarez* | 2:00.012 | |
| 48 | **AF Corse**<br>Louis Soenen/ Patrick van Glabeke*<br>Martin Lanting | 2:01.936 | |
| 52 | **AF Corse**<br>Adrien De Leener*/ Cedric Sbirrazzuoli | 2:06.164 | |

Following stewards decision no. 11 - drop of 5 grid positions the car no. 5
Following stewards decision no. 14 - drop of 5 grid positions the car no. 23
Following stewards decision no. 16 - car no.46 allowed to start from the pit
* Marks the starting driver

Steward: Steward: Steward:

BLANCPAIN ENDURANCE SERIES
PAUL RICARD 2015

# Blancpain Endurance Series

## Result List Race

**Official**

**Suspended until appeal result**

**Saturday 20.6.2015 17:00**

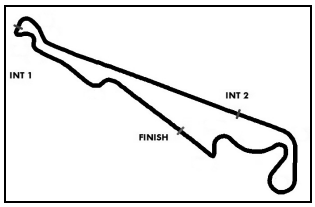


**Circuit Paul Ricard Short, Length: 5791 m**
**Air temperature: 19.6°C**
**Track temperature: 20.3°C**
**Weather condition: Dry**

**started : 60 classified : 44 not classified : 16**

| | Nr. | Drivers | Team | Laps | Total Time | Gap | Kph | Lap | Time | Kph |
|---|---|---|---|---|---|---|---|---|---|---|
| | Cl. | Car | Entrant | | | | | | | |
| 1 | 23 | Reip/Buncombe/**Chiyo** | **Nissan GT Academy Team RJN** | 171 | **6:00:47.719** | | 164,7 | 102 | 1:57.580 | 177,3 |
| | PRO | Nissan GT-R Nismo GT3 | Nissan GT Academy Team RJN | | | | | | | |
| 2 | 7 | Smith/Meyrick/**Kane** | **Bentley M-Sport** | 171 | **6:00:55.707** | 7.988 | 164,6 | 116 | 1:57.953 | 176,7 |
| | PRO | Bentley Continental GT3 | Bentley Team M-Sport | | | | | | | |
| 3 | 46 | Paltalla/Luhr/**Martin** | **BMW Sports Trophy Team Marc VDS** | 171 | **6:00:57.909** | 10.190 | 164,6 | 150 | 1:57.997 | 176,7 |
| | PRO | BMW Z4 | BMW Sports Trophy Team Marc VDS | | | | | | | |
| 4 | 99 | **Juncadella**/Bastian/Dusseldorp | **ROWE Racing** | 171 | **6:01:40.714** | 52.995 | 164,3 | 123 | 1:59.111 | 175,0 |
| | PRO | Mercedes SLS AMG GT3 | ROWE Racing | | | | | | | |
| 5 | 11 | Broniszewski/Bonacini/**Lyons** | **Kessel Racing** | 171 | **6:02:26.733** | 1:39.014 | 163,9 | 58 | 1:59.314 | 174,7 |
| | PAM | Ferrari 458 Italia | Kessel Racing | | | | | | | |
| 6 | 63 | Venturini/Zaugg/**Bortolotti** | **GRT Grasser Racing Team** | 170 | **6:01:04.024** | 1 LAP | 163,6 | 6 | 1:58.505 | 175,9 |
| | PRO | Lamborghini Huracan | GRT Grasser Racing Team | | | | | | | |
| 7 | 20 | Vautier/Moullin Traffort/**Pier Guidi** | **Akka ASP** | 170 | **6:01:04.138** | 1 LAP | 163,6 | 110 | 1:58.718 | 175,6 |
| | PRO | Ferrari 458 Italia | Akka ASP | | | | | | | |
| 8 | 18 | Morley/Johnston/**Engel** | **Black Falcon** | 170 | **6:01:48.652** | 1 LAP | 163,3 | 6 | 1:58.570 | 175,8 |
| | PAM | Mercedes SLS AMG GT3 | Black Falcon | | | | | | | |
| 9 | 75 | Salaquarda/Bonanomi/**Vervisch** | **ISR** | 170 | **6:02:09.543** | 1 LAP | 163,1 | 30 | 1:59.287 | 174,8 |
| | PRO | Audi R8 LMS Ultra | ISR | | | | | | | |
| 10 | 51 | Guedes/Cameron/**Griffin** | **AF Corse** | 170 | **6:02:28.012** | 1 LAP | 163,0 | 142 | 1:58.142 | 176,5 |
| | PAM | Ferrari 458 Italia | AF Corse | | | | | | | |
| 11 | 70 | Karachev/Vasilyev/**Asmer** | **GT Russian Team Viatti** | 170 | **6:02:39.422** | 1 LAP | 162,9 | 115 | 1:58.908 | 175,3 |
| | PAM | Mercedes SLS AMG GT3 | GT Russian Team Viatti | | | | | | | |
| 12 | 8 | Buhk/Soulet/**Soucek** | **Bentley M-Sport** | 169 | **6:01:15.421** | 2LAPS | 162,5 | 143 | 1:57.890 | 176,8 |
| | PRO | Bentley Continental GT3 | Bentley Team M-Sport | | | | | | | |
| 13 | 77 | **Fraga**/Abreu/Jimenez | **BMW Sports Trophy Team Brasil** | 169 | **6:01:16.326** | 2LAPS | 162,5 | 88 | 1:58.400 | 176,1 |
| | PRO | BMW Z4 | BMW Sports Trophy Team Brasil | | | | | | | |
| 14 | 17 | Andersen/**Jensen** | **Insight Racing Denmark** | 169 | **6:01:55.733** | 2LAPS | 162,2 | 142 | 1:59.203 | 174,9 |
| | PAM | Ferrari 458 Italia | Insightracing dk | | | | | | | |
| 15 | 41 | Vannelet/Santamato/**Guibbert** | **Sport Garage** | 169 | **6:02:00.002** | 2LAPS | 162,2 | 30 | 1:59.661 | 174,2 |
| | PAM | Ferrari 458 Italia | Gilles Vannelet | | | | | | | |
| 16 | 44 | Al Harthy/Lloyd/**Adam** | **Oman Racing Team** | 168 | **6:00:49.821** | 3LAPS | 161,8 | 119 | 1:59.198 | 174,9 |
| | PRO | Aston Martin Vantage GT3 | Oman Racing Team | | | | | | | |
| 17 | 52 | De Leener/**Sbirrazzuoli** | **AF Corse** | 168 | **6:00:55.050** | 3LAPS | 161,7 | 109 | 1:58.907 | 175,3 |
| | PAM | Ferrari 458 Italia | AF Corse | | | | | | | |
| 18 | 33 | Heyer/Toril/**Seyffarth** | **Car Collection Motorsport** | 168 | **6:01:12.274** | 3LAPS | 161,6 | 58 | 1:59.395 | 174,6 |
| | PRO | Mercedes SLS AMG GT3 | Car Collection Motorsport | | | | | | | |
| 19 | 4 | Koebolt/**Bottemanne**/Schothorst | **Team WRT** | 168 | **6:01:15.453** | 3LAPS | 161,6 | 116 | 1:59.646 | 174,2 |
| | PAM | Audi R8 LMS Ultra | Team WRT | | | | | | | |
| 20 | 5 | Fässler/**Mies**/Haase | **Phoenix Racing** | 168 | **6:01:50.896** | 3LAPS | 161,3 | 120 | 1:59.133 | 175,0 |
| | PRO | Audi R8 LMS | Phoenix Racing | | | | | | | |
| 21 | 59 | Senna/Quaife Hobbs/**Parente** | **Von Ryan Racing** | 168 | **6:02:19.450** | 3LAPS | 161,1 | 153 | 1:58.501 | 175,9 |
| | PRO | McLaren 650 S GT3 | Von Ryan Racing | | | | | | | |
| 22 | 66 | Parrow/Schwager/**Kaffer** | **Black Pearl Racing by Rinaldi** | 168 | **6:02:36.507** | 3LAPS | 161,0 | 146 | 1:59.578 | 174,3 |
| | PRO | Ferrari 458 Italia | Black Pearl Racing by Rinaldi | | | | | | | |
| 23 | 35 | Tambay/Mortara/**Guilvert** | **Sainteloc** | 168 | **6:02:42.546** | 3LAPS | 160,9 | 141 | 1:59.039 | 175,1 |
| | PRO | Audi R8 LMS Ultra | Sainteloc Junior Team | | | | | | | |
| 24 | 25 | Mancini/Birzhin/**Mastronardi** | **Glorax Racing** | 167 | **6:00:53.287** | 4LAPS | 160,8 | 6 | 1:59.668 | 174,2 |
| | AM | Ferrari 458 Italia | Glorax Racing Suisse | | | | | | | |
| 25 | 78 | Sardarov/**Matchitski** | **Team Russia by Barwell** | 167 | **6:00:53.950** | 4LAPS | 160,8 | 11 | 2:00.931 | 172,4 |
| | AM | BMW Z4 | Team Russia by Barwell | | | | | | | |

# Blancpain Endurance Series

## Result List Race

**Official**

**Suspended until appeal result**

**Saturday 20.6.2015 17:00**

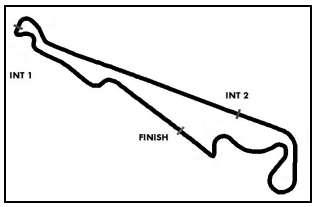


**Circuit Paul Ricard Short, Length: 5791 m**
**Air temperature: 19.6°C**
**Track temperature: 20.3°C**
**Weather condition: Dry**

**started : 60 classified : 44 not classified : 16**

| | Nr. Cl. | Drivers / Car | Team / Entrant | Laps | Total Time | Gap | Kph | Lap | Time | Kph |
|---|---|---|---|---|---|---|---|---|---|---|
| 26 | 32 | Wilson/Leonard/**Meadows** | **Leonard Motorsport AMR** | 167 | **6:01:26.219** | 4LAPS | 160,5 | 146 | 1:58.290 | 176,2 |
| | PAM | Aston Martin Vantage GT3 | Aston Martin Racing | | | | | | | |
| 27 | 15 | Ojjeh/**Grötz** | **Boutsen Ginion** | 167 | **6:01:47.602** | 4LAPS | 160,4 | 8 | 2:00.084 | 173,6 |
| | AM | BMW Z4 | Boutsen Ginion | | | | | | | |
| 28 | 16 | **Barthez**/Pons | **Akka ASP** | 167 | **6:02:03.572** | 4LAPS | 160,3 | 58 | 2:01.143 | 172,1 |
| | AM | Ferrari 458 Italia | Akka ASP | | | | | | | |
| 29 | 100 | Kemenater/Hedman/**Julian** | **DragonSpeed** | 167 | **6:02:10.834** | 4LAPS | 160,2 | 111 | 2:01.271 | 171,9 |
| | PAM | Ferrari 458 Italia | DragonSpeed | | | | | | | |
| 30 | 1 | **Rast**/Rockenfeller/Vanthoor | **Belgian Audi Club Team WRT** | 166 | **6:00:51.962** | 5LAPS | 159,8 | 6 | 1:59.024 | 175,2 |
| | PRO | Audi R8 LMS | Belgian Audi Club Team WRT | | | | | | | |
| 31 | 56 | Häring/Konstantinou/**Schmickler** | **Attempto Racing** | 166 | **6:01:14.857** | 5LAPS | 159,7 | 121 | 2:00.719 | 172,7 |
| | AM | Porsche 997 GT3 R | Attempto Racing | | | | | | | |
| 32 | 34 | Schmidt/Ehret/**van der Zande** | **Car Collection Motorsport** | 165 | **6:01:38.824** | 6LAPS | 158,5 | 136 | 1:59.301 | 174,7 |
| | PAM | Mercedes SLS AMG GT3 | Car Collection Motorsport | | | | | | | |
| 33 | 42 | Debs/Mardini/**Mislin** | **Sport Garage** | 165 | **6:02:03.081** | 6LAPS | 158,4 | 116 | 2:00.188 | 173,5 |
| | AM | Ferrari 458 Italia | Sport Garage | | | | | | | |
| 34 | 2 | Frijns/**Müller**/Vernay | **Belgian Audi Club Team WRT** | 165 | **6:02:08.597** | 6LAPS | 158,3 | 140 | 1:59.546 | 174,4 |
| | PRO | Audi R8 LMS Ultra | Belgian Audi Club Team WRT | | | | | | | |
| 35 | 22 | **Paletou**/Sanchez/Shulzhitskiy | **Nissan GT Academy Team RJN** | 162 | **6:00:48.190** | 9LAPS | 156,0 | 146 | 1:58.769 | 175,5 |
| | PAM | Nissan GT-R Nismo GT3 | Nissan GT Academy Team RJN | | | | | | | |
| 36 | 84 | Primat/**Parisy**/Abril | **Bentley Team HTP** | 162 | **6:00:53.520** | 9LAPS | 156,0 | 153 | 1:58.549 | 175,9 |
| | PRO | Bentley Continental GT3 | Bentley Team HTP | | | | | | | |
| 37 | 3 | Richelmi/Stippler/**Ortelli** | **Belgian Audi Club Team WRT** | 161 | **5:43:22.036** | 10LAPS | 162,9 | 147 | 1:59.475 | 174,5 |
| | PRO | Audi R8 LMS Ultra | Belgian Audi Club Team WRT | | | | | | | |
| 38 | 53 | Perazzini/Potolicchio/Cioci | **AF Corse** | 161 | **5:47:06.183** | 10LAPS | 161,2 | 31 | 2:00.022 | 173,7 |
| | PAM | Ferrari 458 Italia | AF Corse | | | | | | | |
| 39 | 79 | Modell/McCaig/**Bryant** | **Ecurie Ecosse** | 160 | **6:02:02.353** | 11LAPS | 153,6 | 134 | 1:59.484 | 174,5 |
| | PAM | BMW Z4 | Alasdair McCaig | | | | | | | |
| 40 | 6 | Lee/Thong/**Winkelhock** | **Phoenix Racing** | 159 | **6:02:23.423** | 12LAPS | 152,4 | 152 | 1:59.704 | 174,2 |
| | PRO | Audi R8 LMS Ultra | Phoenix Racing | | | | | | | |
| 41 | 48 | Soenen/**van Glabeke**/Lanting | **AF Corse** | 157 | **6:01:50.183** | 14LAPS | 150,8 | 11 | 2:03.781 | 168,4 |
| | AM | Ferrari 458 Italia | AF Corse | | | | | | | |
| 42 | 73 | Walkinshaw/Plowman/**Dolby** | **MRS GT Racing** | 153 | **6:01:24.791** | 18LAPS | 147,1 | 152 | 1:58.411 | 176,1 |
| | PRO | Nissan GT-R Nismo GT3 | MRS GT Racing | | | | | | | |
| 43 | 14 | Frey/Gardel/**Barth** | **Emil Frey Racing** | 137 | **4:59:58.768** | 34LAPS | 158,7 | 137 | 1:59.756 | 174,1 |
| | PAM | Emil Frey G3 Jaguar | Emil Frey Racing | | | | | | | |
| 44 | 111 | Earle/Zanuttini/**Talbot** | **Kessel Racing** | 136 | **5:37:15.412** | 35LAPS | 140,1 | 63 | 2:02.713 | 169,9 |
| | AM | Ferrari 458 Italia | Kessel Racing | | | | | | | |
| **not classified** | | | | | | | | | | |
| | 30 | Hirschi/Kelders/Hirschi | **Classic & Modern Racing** | 114 | **6:03:10.681** | 57LAPS | 109,1 | 56 | 1:59.673 | 174,2 |
| | PAM | BMW Z4 | Pierre Hirschi | | | | | | | |
| | 12 | Dermont/Hassid/**Perera** | **TDS Racing** | 101 | **3:38:32.046** | 70LAPS | 160,6 | 51 | 1:58.489 | 175,9 |
| | PAM | BMW Z4 | TDS Racing | | | | | | | |
| | 28 | Bordet/Viron/**Orgeval** | **Delahaye Racing Team** | 93 | **5:28:34.748** | 78LAPS | 98,3 | 83 | 2:02.029 | 170,8 |
| | AM | Porsche 997 GT3 R | Pierre Etienne Bordet | | | | | | | |
| | 10 | Beaubelique/Ricci/**Giauque** | **Akka ASP** | 91 | **5:09:03.343** | 80LAPS | 102,3 | 22 | 2:01.315 | 171,8 |
| | AM | Ferrari 458 Italia | Akka ASP | | | | | | | |
| | 19 | Palmer/**Babini**/Mul | **GRT Grasser Racing Team** | 88 | **3:09:46.501** | 83LAPS | 161,1 | 31 | 1:58.801 | 175,5 |
| | PRO | Lamborghini Huracan | GRT Grasser Racing Team | | | | | | | |

# Blancpain Endurance Series

## Result List Race

**Official**

**Suspended until appeal result**

**Saturday 20.6.2015 17:00**

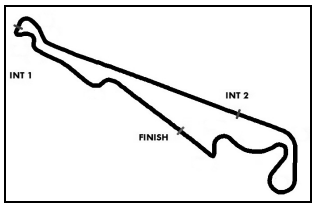


**Circuit Paul Ricard Short, Length: 5791 m**
**Air temperature: 19.6°C**
**Track temperature: 20.3°C**
**Weather condition: Dry**

**started : 60 classified : 44 not classified : 16**

| Nr. Cl. | Drivers Car | Team Entrant | Laps | Total Time | Gap | Kph | Lap | Time | Kph |
|---|---|---|---|---|---|---|---|---|---|
| 9 | Zanardi/**Spengler**/Glock | **ROAL Motorsport** | 85 | **3:40:48.183** | 86LAPS | 133,8 | 9 | 1:59.187 | 174,9 |
| PRO | BMW Z4 | ROAL Motorsport | | | | | | | |
| 24 | Loggie/Simonsen/**Westwood** | **Team Parker Racing** | 84 | **4:01:00.243** | 87LAPS | 121,1 | 10 | 2:01.257 | 171,9 |
| AM | Audi R8 LMS Ultra | Team Parker Racing LTD | | | | | | | |
| 36 | **Lallemant**/Buffin/Cabannes | **Sainteloc** | 71 | **6:01:04.344** | 100LAPS | 68,3 | 67 | 2:06.039 | 165,4 |
| AM | Audi R8 LMS Ultra | Sainteloc Junior Team | | | | | | | |
| 98 | Dontje/Sylvest/**Jäger** | **ROWE Racing** | 67 | **2:32:11.553** | 104LAPS | 153,0 | 7 | 1:59.748 | 174,1 |
| PRO | Mercedes SLS AMG GT3 | ROWE Racing | | | | | | | |
| 888 | **Ratcliffe**/Mowle/Osborne | **Triple 888 Racing** | 58 | **2:20:20.448** | 113LAPS | 143,6 | 12 | 2:00.445 | 173,1 |
| PAM | BMW Z4 | Triple 888 Racing | | | | | | | |
| 21 | Al Faisal/Haupt/**Buurman** | **Black Falcon** | 55 | **1:59:58.355** | 116LAPS | 159,3 | 49 | 1:58.878 | 175,4 |
| PRO | Mercedes SLS AMG GT3 | Black Falcon | | | | | | | |
| 49 | Blank/**Bachelier**/Mallegol | **AF Corse** | 36 | **1:20:15.879** | 135LAPS | 155,8 | 5 | 2:02.805 | 169,8 |
| AM | Ferrari 458 Italia | AF Corse | | | | | | | |
| 54 | Yazbil/Borches/**Alvarez** | **Attempto Racing** | 19 | **42:32.418** | 152LAPS | 155,2 | 11 | 2:01.649 | 171,4 |
| PAM | McLaren 650 S GT3 | Attempto Racing | | | | | | | |
| 55 | Gitlin/**Chukanov**/Ramos | **Attempto Racing** | 3 | **9:56.695** | 168LAPS | 104,8 | 2 | 2:47.186 | 124,7 |
| PAM | McLaren 650 S GT3 | Attempto Racing | | | | | | | |
| 58 | Lapierre/Bell/Estre | **Von Ryan Racing** | 2 | **8:30.668** | 169LAPS | | | | |
| PRO | McLaren 650 S GT3 | Von Ryan Racing | | | | | | | |
| 333 | Salikhov/Seefried/Siedler | **Rinaldi Racing** | 1 | **3:41.996** | 170LAPS | | | | |
| PRO | Ferrari 458 Italia | Rinaldi Racing | | | | | | | |

***Fastest lap of the race. Car 23 driver Chiyo on lap 102. Time 1:57.580, average speed 177,3 km/h.***

Steward: Steward: Steward:

# Blancpain Endurance Series

## Result List - Class Race

Official

Suspended until appeal result

Saturday 20.6.2015 17:00

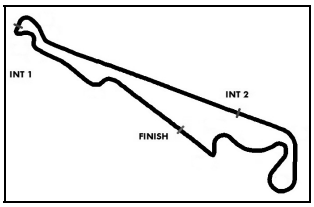


Circuit Paul Ricard Short, Length: 5791 m
Air temperature: 19.6°C
Track temperature: 20.3°C
Weather condition: Dry

**started : 60** **classified : 44** **not classified : 16**

| Nr. | Drivers / Car | Team / Entrant | Laps | Total Time | Gap | Kph | Lap | Time | Kph |
|---|---|---|---|---|---|---|---|---|---|
| **CLASS: AM CUP** | | | | | | | | | |
| **Started: 13** | **Classified: 8** | **Not Classified: 5** | | | | | | | |
| 1 25 | Mancini/Birzhin/**Mastronardi** / Ferrari 458 Italia | **Glorax Racing** / Glorax Racing Suisse | 167 | **6:00:53.287** | 4LAPS | 160,8 | 6 | 1:59.668 | 174,2 |
| 2 78 | Sardarov/**Matchitski** / BMW Z4 | **Team Russia by Barwell** / Team Russia by Barwell | 167 | **6:00:53.950** | 4LAPS | 160,8 | 11 | 2:00.931 | 172,4 |
| 3 15 | Ojjeh/**Grötz** / BMW Z4 | **Boutsen Ginion** / Boutsen Ginion | 167 | **6:01:47.602** | 4LAPS | 160,4 | 8 | 2:00.084 | 173,6 |
| 4 16 | **Barthez**/Pons / Ferrari 458 Italia | **Akka ASP** / Akka ASP | 167 | **6:02:03.572** | 4LAPS | 160,3 | 58 | 2:01.143 | 172,1 |
| 5 56 | Häring/Konstantinou/**Schmickler** / Porsche 997 GT3 R | **Attempto Racing** / Attempto Racing | 166 | **6:01:14.857** | 5LAPS | 159,7 | 121 | 2:00.719 | 172,7 |
| 6 42 | Debs/Mardini/**Mislin** / Ferrari 458 Italia | **Sport Garage** / Sport Garage | 165 | **6:02:03.081** | 6LAPS | 158,4 | 116 | 2:00.188 | 173,5 |
| 7 48 | Soenen/**van Glabeke**/Lanting / Ferrari 458 Italia | **AF Corse** / AF Corse | 157 | **6:01:50.183** | 14LAPS | 150,8 | 11 | 2:03.781 | 168,4 |
| 8 111 | Earle/Zanuttini/**Talbot** / Ferrari 458 Italia | **Kessel Racing** / Kessel Racing | 136 | **5:37:15.412** | 35LAPS | 140,1 | 63 | 2:02.713 | 169,9 |
| **not classified** | | | | | | | | | |
| 28 | Bordet/Viron/**Orgeval** / Porsche 997 GT3 R | **Delahaye Racing Team** / Pierre Etienne Bordet | 93 | **5:28:34.748** | 78LAPS | 98,3 | 83 | 2:02.029 | 170,8 |
| 10 | Beaubelique/Ricci/**Giauque** / Ferrari 458 Italia | **Akka ASP** / Akka ASP | 91 | **5:09:03.343** | 80LAPS | 102,3 | 22 | 2:01.315 | 171,8 |
| 24 | Loggie/Simonsen/**Westwood** / Audi R8 LMS Ultra | **Team Parker Racing** / Team Parker Racing LTD | 84 | **4:01:00.243** | 87LAPS | 121,1 | 10 | 2:01.257 | 171,9 |
| 36 | **Lallemant**/Buffin/Cabannes / Audi R8 LMS Ultra | **Sainteloc** / Sainteloc Junior Team | 71 | **6:01:04.344** | 100LAP | 68,3 | 67 | 2:06.039 | 165,4 |
| 49 | Blank/**Bachelier**/Mallegol / Ferrari 458 Italia | **AF Corse** / AF Corse | 36 | **1:20:15.879** | 135LAP | 155,8 | 5 | 2:02.805 | 169,8 |

***Fastest lap of the class. Car 25 driver Rino Mastronardi on lap 102. Time 1:59.668, average speed 174,2 km/h.***

| Nr. | Drivers / Car | Team / Entrant | Laps | Total Time | Gap | Kph | Lap | Time | Kph |
|---|---|---|---|---|---|---|---|---|---|
| **CLASS: PRO CUP** | | | | | | | | | |
| **Started: 27** | **Classified: 21** | **Not Classified: 6** | | | | | | | |
| 1 23 | Reip/Buncombe/**Chiyo** / Nissan GT-R Nismo GT3 | **Nissan GT Academy Team RJN** / Nissan GT Academy Team RJN | 171 | **6:00:47.719** | | 164,7 | 102 | 1:57.580 | 177,3 |
| 2 7 | Smith/Meyrick/**Kane** / Bentley Continental GT3 | **Bentley M-Sport** / Bentley Team M-Sport | 171 | **6:00:55.707** | 7.988 | 164,6 | 116 | 1:57.953 | 176,7 |
| 3 46 | Paltalla/Luhr/**Martin** / BMW Z4 | **BMW Sports Trophy Team Marc VDS** / BMW Sports Trophy Team Marc VDS | 171 | **6:00:57.909** | 10.190 | 164,6 | 150 | 1:57.997 | 176,7 |
| 4 99 | **Juncadella**/Bastian/Dusseldorp / Mercedes SLS AMG GT3 | **ROWE Racing** / ROWE Racing | 171 | **6:01:40.714** | 52.995 | 164,3 | 123 | 1:59.111 | 175,0 |
| 5 63 | Venturini/Zaugg/**Bortolotti** / Lamborghini Huracan | **GRT Grasser Racing Team** / GRT Grasser Racing Team | 170 | **6:01:04.024** | 1 LAP | 163,6 | 6 | 1:58.505 | 175,9 |
| 6 20 | Vautier/Moullin Traffort/**Pier Guidi** / Ferrari 458 Italia | **Akka ASP** / Akka ASP | 170 | **6:01:04.138** | 1 LAP | 163,6 | 110 | 1:58.718 | 175,6 |
| 7 75 | Salaquarda/Bonanomi/**Vervisch** / Audi R8 LMS Ultra | **ISR** / ISR | 170 | **6:02:09.543** | 1 LAP | 163,1 | 30 | 1:59.287 | 174,8 |
| 8 8 | Buhk/Soulet/**Soucek** / Bentley Continental GT3 | **Bentley M-Sport** / Bentley Team M-Sport | 169 | **6:01:15.421** | 2LAPS | 162,5 | 143 | 1:57.890 | 176,8 |

# Blancpain Endurance Series

## Result List - Class Race

**Official**

**Suspended until appeal result**

**Saturday 20.6.2015 17:00**

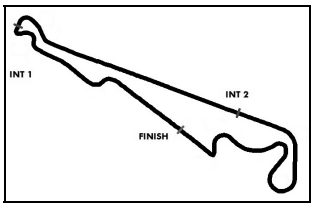


**Circuit Paul Ricard Short, Length: 5791 m**
**Air temperature: 19.6°C**
**Track temperature: 20.3°C**
**Weather condition: Dry**

**started : 60 classified : 44 not classified : 16**

| | Nr. | Drivers / Car | Team / Entrant | Laps | Total Time | Gap | Kph | Lap | Time | Kph |
|---|---|---|---|---|---|---|---|---|---|---|
| 9 | 77 | **Fraga**/Abreu/Jimenez<br>BMW Z4 | **BMW Sports Trophy Team Brasil**<br>BMW Sports Trophy Team Brasil | 169 | **6:01:16.326** | 2LAPS | 162,5 | 88 | 1:58.400 | 176,1 |
| 10 | 44 | Al Harthy/Lloyd/**Adam**<br>Aston Martin Vantage GT3 | **Oman Racing Team**<br>Oman Racing Team | 168 | **6:00:49.821** | 3LAPS | 161,8 | 119 | 1:59.198 | 174,9 |
| 11 | 33 | Heyer/Toril/**Seyffarth**<br>Mercedes SLS AMG GT3 | **Car Collection Motorsport**<br>Car Collection Motorsport | 168 | **6:01:12.274** | 3LAPS | 161,6 | 58 | 1:59.395 | 174,6 |
| 12 | 5 | Fässler/**Mies**/Haase<br>Audi R8 LMS | **Phoenix Racing**<br>Phoenix Racing | 168 | **6:01:50.896** | 3LAPS | 161,3 | 120 | 1:59.133 | 175,0 |
| 13 | 59 | Senna/Quaife Hobbs/**Parente**<br>McLaren 650 S GT3 | **Von Ryan Racing**<br>Von Ryan Racing | 168 | **6:02:19.450** | 3LAPS | 161,1 | 153 | 1:58.501 | 175,9 |
| 14 | 66 | Parrow/Schwager/**Kaffer**<br>Ferrari 458 Italia | **Black Pearl Racing by Rinaldi**<br>Black Pearl Racing by Rinaldi | 168 | **6:02:36.507** | 3LAPS | 161,0 | 146 | 1:59.578 | 174,3 |
| 15 | 35 | Tambay/Mortara/**Guilvert**<br>Audi R8 LMS Ultra | **Sainteloc**<br>Sainteloc Junior Team | 168 | **6:02:42.546** | 3LAPS | 160,9 | 141 | 1:59.039 | 175,1 |
| 16 | 1 | **Rast**/Rockenfeller/Vanthoor<br>Audi R8 LMS | **Belgian Audi Club Team WRT**<br>Belgian Audi Club Team WRT | 166 | **6:00:51.962** | 5LAPS | 159,8 | 6 | 1:59.024 | 175,2 |
| 17 | 2 | Frijns/**Müller**/Vernay<br>Audi R8 LMS Ultra | **Belgian Audi Club Team WRT**<br>Belgian Audi Club Team WRT | 165 | **6:02:08.597** | 6LAPS | 158,3 | 140 | 1:59.546 | 174,4 |
| 18 | 84 | Primat/**Parisy**/Abril<br>Bentley Continental GT3 | **Bentley Team HTP**<br>Bentley Team HTP | 162 | **6:00:53.520** | 9LAPS | 156,0 | 153 | 1:58.549 | 175,9 |
| 19 | 3 | Richelmi/Stippler/**Ortelli**<br>Audi R8 LMS Ultra | **Belgian Audi Club Team WRT**<br>Belgian Audi Club Team WRT | 161 | **5:43:22.036** | 10LAPS | 162,9 | 147 | 1:59.475 | 174,5 |
| 20 | 6 | Lee/Thong/**Winkelhock**<br>Audi R8 LMS Ultra | **Phoenix Racing**<br>Phoenix Racing | 159 | **6:02:23.423** | 12LAPS | 152,4 | 152 | 1:59.704 | 174,2 |
| 21 | 73 | Walkinshaw/Plowman/**Dolby**<br>Nissan GT-R Nismo GT3 | **MRS GT Racing**<br>MRS GT Racing | 153 | **6:01:24.791** | 18LAPS | 147,1 | 152 | 1:58.411 | 176,1 |
| **not classified** | | | | | | | | | | |
| | 19 | Palmer/**Babini**/Mul<br>Lamborghini Huracan | **GRT Grasser Racing Team**<br>GRT Grasser Racing Team | 88 | **3:09:46.501** | 83LAPS | 161,1 | 31 | 1:58.801 | 175,5 |
| | 9 | Zanardi/**Spengler**/Glock<br>BMW Z4 | **ROAL Motorsport**<br>ROAL Motorsport | 85 | **3:40:48.183** | 86LAPS | 133,8 | 9 | 1:59.187 | 174,9 |
| | 98 | Dontje/Sylvest/**Jäger**<br>Mercedes SLS AMG GT3 | **ROWE Racing**<br>ROWE Racing | 67 | **2:32:11.553** | 104LAP | 153,0 | 7 | 1:59.748 | 174,1 |
| | 21 | Al Faisal/Haupt/**Buurman**<br>Mercedes SLS AMG GT3 | **Black Falcon**<br>Black Falcon | 55 | **1:59:58.355** | 116LAP | 159,3 | 49 | 1:58.878 | 175,4 |
| | 58 | Lapierre/Bell/Estre<br>McLaren 650 S GT3 | **Von Ryan Racing**<br>Von Ryan Racing | 2 | **8:30.668** | 169LAP | | | | |
| | 333 | Salikhov/Seefried/Siedler<br>Ferrari 458 Italia | **Rinaldi Racing**<br>Rinaldi Racing | 1 | **3:41.996** | 170LAP | | | | |

***Fastest lap of the class. Car 23 driver Katsumasa Chiyo on lap 102. Time 1:57.580, average speed 177,3 km/h.***

**CLASS: PRO-AM CUP**

**Started: 20 Classified: 15 Not Classified: 5**

| | | | | | | | | | | |
|---|---|---|---|---|---|---|---|---|---|---|
| 1 | 11 | Broniszewski/Bonacini/**Lyons**<br>Ferrari 458 Italia | **Kessel Racing**<br>Kessel Racing | 171 | **6:02:26.733** | 1:39.014 | 163,9 | 58 | 1:59.314 | 174,7 |
| 2 | 18 | Morley/Johnston/**Engel**<br>Mercedes SLS AMG GT3 | **Black Falcon**<br>Black Falcon | 170 | **6:01:48.652** | 1 LAP | 163,3 | 6 | 1:58.570 | 175,8 |
| 3 | 51 | Guedes/Cameron/**Griffin**<br>Ferrari 458 Italia | **AF Corse**<br>AF Corse | 170 | **6:02:28.012** | 1 LAP | 163,0 | 142 | 1:58.142 | 176,5 |

# Blancpain Endurance Series

## Result List - Class Race

**Official**

**Suspended until appeal result**

**Saturday 20.6.2015 17:00**

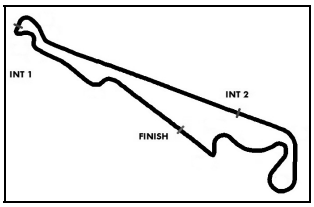


**Circuit Paul Ricard Short, Length: 5791 m**
**Air temperature: 19.6°C**
**Track temperature: 20.3°C**
**Weather condition: Dry**

**started : 60 classified : 44 not classified : 16**

| | Nr. | Drivers / Car | Team / Entrant | Laps | Total Time | Gap | Kph | Lap | Time | Kph |
|---|---|---|---|---|---|---|---|---|---|---|
| **4** | 70 | Karachev/Vasilyev/**Asmer**<br>Mercedes SLS AMG GT3 | **GT Russian Team Viatti**<br>GT Russian Team Viatti | 170 | **6:02:39.422** | 1 LAP | 162,9 | 115 | 1:58.908 | 175,3 |
| **5** | 17 | Andersen/**Jensen**<br>Ferrari 458 Italia | **Insight Racing Denmark**<br>Insightracing dk | 169 | **6:01:55.733** | 2LAPS | 162,2 | 142 | 1:59.203 | 174,9 |
| **6** | 41 | Vannelet/Santamato/**Guibbert**<br>Ferrari 458 Italia | **Sport Garage**<br>Gilles Vannelet | 169 | **6:02:00.002** | 2LAPS | 162,2 | 30 | 1:59.661 | 174,2 |
| **7** | 52 | De Leener/**Sbirrazzuoli**<br>Ferrari 458 Italia | **AF Corse**<br>AF Corse | 168 | **6:00:55.050** | 3LAPS | 161,7 | 109 | 1:58.907 | 175,3 |
| **8** | 4 | Koebolt/**Bottemanne**/Schothorst<br>Audi R8 LMS Ultra | **Team WRT**<br>Team WRT | 168 | **6:01:15.453** | 3LAPS | 161,6 | 116 | 1:59.646 | 174,2 |
| **9** | 32 | Wilson/Leonard/**Meadows**<br>Aston Martin Vantage GT3 | **Leonard Motorsport AMR**<br>Aston Martin Racing | 167 | **6:01:26.219** | 4LAPS | 160,5 | 146 | 1:58.290 | 176,2 |
| **10** | 100 | Kemenater/Hedman/**Julian**<br>Ferrari 458 Italia | **DragonSpeed**<br>DragonSpeed | 167 | **6:02:10.834** | 4LAPS | 160,2 | 111 | 2:01.271 | 171,9 |
| **11** | 34 | Schmidt/Ehret/**van der Zande**<br>Mercedes SLS AMG GT3 | **Car Collection Motorsport**<br>Car Collection Motorsport | 165 | **6:01:38.824** | 6LAPS | 158,5 | 136 | 1:59.301 | 174,7 |
| **12** | 22 | **Paletou**/Sanchez/Shulzhitskiy<br>Nissan GT-R Nismo GT3 | **Nissan GT Academy Team RJN**<br>Nissan GT Academy Team RJN | 162 | **6:00:48.190** | 9LAPS | 156,0 | 146 | 1:58.769 | 175,5 |
| **13** | 53 | Perazzini/Potolicchio/Cioci<br>Ferrari 458 Italia | **AF Corse**<br>AF Corse | 161 | **5:47:06.183** | 10LAPS | 161,2 | 31 | 2:00.022 | 173,7 |
| **14** | 79 | Modell/McCaig/**Bryant**<br>BMW Z4 | **Ecurie Ecosse**<br>Alasdair McCaig | 160 | **6:02:02.353** | 11LAPS | 153,6 | 134 | 1:59.484 | 174,5 |
| **15** | 14 | Frey/Gardel/**Barth**<br>Emil Frey G3 Jaguar | **Emil Frey Racing**<br>Emil Frey Racing | 137 | **4:59:58.768** | 34LAPS | 158,7 | 137 | 1:59.756 | 174,1 |
| **not classified** | | | | | | | | | | |
| | 30 | Hirschi/Kelders/Hirschi<br>BMW Z4 | **Classic & Modern Racing**<br>Pierre Hirschi | 114 | **6:03:10.681** | 57LAPS | 109,1 | 56 | 1:59.673 | 174,2 |
| | 12 | Dermont/Hassid/**Perera**<br>BMW Z4 | **TDS Racing**<br>TDS Racing | 101 | **3:38:32.046** | 70LAPS | 160,6 | 51 | 1:58.489 | 175,9 |
| | 888 | **Ratcliffe**/Mowle/Osborne<br>BMW Z4 | **Triple 888 Racing**<br>Triple 888 Racing | 58 | **2:20:20.448** | 113LAP | 143,6 | 12 | 2:00.445 | 173,1 |
| | 54 | Yazbil/Borches/**Alvarez**<br>McLaren 650 S GT3 | **Attempto Racing**<br>Attempto Racing | 19 | **42:32.418** | 152LAP | 155,2 | 11 | 2:01.649 | 171,4 |
| | 55 | Gitlin/**Chukanov**/Ramos<br>McLaren 650 S GT3 | **Attempto Racing**<br>Attempto Racing | 3 | **9:56.695** | 168LAP | 104,8 | 2 | 2:47.186 | 124,7 |

***Fastest lap of the class. Car 51 driver Matt Griffin on lap 102. Time 1:58.142, average speed 176,5 km/h.***

***Fastest lap of the race. Car 23 driver Chiyo on lap 102. Time 1:57.580, average speed 177,3 km/h.***

Steward: Steward: Steward:

# Blancpain Endurance Series

## Lap chart Race

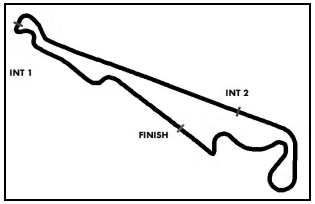


**Saturday 20.6.2015 17:00**

**Circuit Paul Ricard Short, Length: 5791 m**

| POS | 1 | 2 | 3 | 4 | 5 | 6 | 7 | 8 | 9 | 10 | 11 | 12 | 13 | 14 | 15 | 16 | 17 | 18 | 19 | 20 | 21 | 22 | 23 | 24 | 25 | 26 | 27 | 28 | 29 | 30 | 31 | 32 | 33 | 34 | 35 | 36 | 37 | 38 | 39 | 40 | 41 | 42 | 43 | 44 | 45 | 46 | 47 | 48 | 49 | 50 | 51 | 52 | 53 | 54 | 55 | 56 | 57 | 58 | 59 | 60 | 61 | 62 |
|---|---|---|---|---|---|---|---|---|---|---|---|---|---|---|---|---|---|---|---|---|---|---|---|---|---|---|---|---|---|---|---|---|---|---|---|---|---|---|---|---|---|---|---|---|---|---|---|---|---|---|---|---|---|---|---|---|---|---|---|---|---|---|
| LAP 1 | 63 | 84 | 333 | 7 | 58 | 23 | 59 | 21 | 8 | 12 | 22 | 1 | 18 | 35 | 75 | 20 | 19 | 17 | 53 | 32 | 99 | 66 | 98 | 77 | 11 | 4 | 70 | 9 | 888 | 25 | 5 | 34 | 41 | 6 | 73 | 2 | 3 | 79 | 33 | 44 | 30 | 51 | 15 | 24 | 10 | 78 | 111 | 42 | 14 | 56 | 100 | 16 | 54 | 28 | 49 | 48 | 36 | 46 | 52 | 55 |
| LAP 2 | 84 | 63 | 7 | 23 | 75 | 21 | 59 | 18 | 22 | 20 | 12 | 1 | 32 | 53 | 66 | 35 | 9 | 70 | 98 | 41 | 99 | 888 | 73 | 4 | 34 | 17 | 11 | 2 | 6 | 77 | 19 | 25 | 5 | 33 | 3 | 44 | 15 | 79 | 51 | 24 | 78 | 10 | 42 | 30 | 14 | 100 | 54 | 56 | 46 | 16 | 111 | 52 | 28 | 49 | 55 | 36 | 48 | .8 | .58 |
| LAP 3 | 84 | 63 | 7 | 23 | 75 | 21 | 59 | 18 | 20 | 22 | 12 | 1 | 32 | 53 | 66 | 35 | 9 | 70 | 98 | 41 | 99 | 888 | 73 | 4 | 34 | 17 | 11 | 2 | 77 | 6 | 19 | 25 | 5 | 33 | 3 | 44 | 15 | 79 | 51 | 24 | 78 | 10 | 42 | 30 | 14 | 100 | 54 | 56 | 46 | 16 | 111 | 52 | 28 | 49 | 55 | 36 | 48 | 8 |
| LAP 4 | 63 | 84 | 23 | 7 | 21 | 75 | 18 | 59 | 22 | 20 | 1 | 12 | 32 | 66 | 53 | 35 | 9 | 70 | 98 | 99 | 41 | 73 | 34 | 888 | 4 | 17 | 11 | 2 | 19 | 77 | 6 | 25 | 5 | 33 | 3 | 44 | 15 | 79 | 51 | 24 | 78 | 10 | 42 | 14 | 30 | 100 | 46 | 54 | 56 | 16 | 52 | 111 | 28 | 49 | 48 | 36 | 8 | | | | | |
| LAP 5 | 63 | 23 | 84 | 7 | 21 | 18 | 75 | 59 | 22 | 1 | 20 | 12 | 32 | 66 | 53 | 35 | 70 | 98 | 9 | 99 | 41 | 73 | 34 | 888 | 4 | 11 | 19 | 2 | 25 | 17 | 5 | 77 | 33 | 6 | 3 | 79 | 15 | 51 | 24 | 78 | 10 | 14 | 42 | 46 | 100 | 30 | 56 | 16 | 54 | 52 | 111 | 49 | 28 | 48 | 36 | 8 | .44' | | | | | |
| LAP 6 | 63 | 23 | 84 | 7 | 21 | 18 | 75 | 59 | 22 | 1 | 20 | 32 | 12 | 66 | 35 | 70 | 98 | 53 | 99 | 34 | 41 | 9 | 73 | 888 | 4 | 11 | 19 | 25 | 2 | 5 | 17 | 33 | 79 | 77 | 3 | 51 | 78 | 24 | 14 | 10 | 42 | 46 | 100 | 56 | 30 | 16 | 54 | 52 | 111 | 49 | 28 | 48 | 8 | .6 | 36 | .15 | 44' | | | | | |
| LAP 7 | 63 | 23 | 84 | 7 | 18 | 21 | 59 | 75 | 1 | 22 | 20 | 32 | 66 | 12 | 35 | 70 | 98 | 99 | 34 | 41 | 73 | 53 | 9 | 4 | 888 | 11 | 19 | 25 | 5 | 2 | 33 | 17 | 79 | 77 | 3 | 51 | 14 | 78 | 24 | 46 | 10 | 42 | 100 | 56 | 30 | 16 | 54 | 52 | 49 | 111 | 8 | 48 | 28 | 36 | 15' | 44' | 6' | | | | | |
| LAP 8 | 63 | 23 | 84 | 7 | 18 | 21 | 59 | 1 | 75 | 20 | 22 | 32 | 66 | 12 | 70 | 35 | 98 | 99 | 34 | 41 | 73 | 9 | 4 | 53 | 19 | 11 | 888 | 25 | 5 | 2 | 33 | 79 | 77 | 17 | 3 | 14 | 51 | 78 | 46 | 24 | 10 | 42 | 100 | 56 | 30 | 16 | 54 | 52 | 49 | 111 | 8 | 48 | 28 | 36 | 15' | 44' | 6' | | | | | |
| LAP 9 | 63 | 23 | 84 | 7 | 18 | 21 | 59 | 1 | 75 | 22 | 20 | 32 | 66 | 12 | 70 | 35 | 98 | 99 | 34 | 41 | 73 | 9 | 4 | 19 | 11 | 5 | 53 | 25 | 2 | 33 | 79 | 77 | 3 | 17 | 14 | 78 | 46 | 51 | 10 | 42 | 24 | 100 | 56 | 30 | 16 | 54 | 52 | 49 | 8 | 111 | 48 | 28 | 36 | .888 | 15' | 44' | 6' | | | | | |
| LAP 10 | 63 | 23 | 84 | 7 | 18 | 21 | 59 | 1 | 75 | 22 | 20 | 32 | 66 | 12 | 70 | 98 | 35 | 99 | 34 | 41 | 73 | 9 | 19 | 4 | 11 | 5 | 53 | 25 | 2 | 33 | 79 | 77 | 3 | 14 | 17 | 46 | 78 | 51 | 10 | 24 | 42 | 100 | 56 | 16 | 54 | 30 | 52 | 8 | 49 | 111 | 48 | 28 | 36 | 888' | 15' | 44' | 6' | | | | | |
| LAP 11 | 63 | 23 | 84 | 7 | 18 | 21 | 1 | 75 | 22 | 32 | 66 | 70 | 12 | .59 | 98 | 99 | 34 | 35 | 41 | 73 | 9 | 19 | .20 | 4 | 5 | 11 | 25 | 53 | 33 | 2 | 79 | 77 | 3 | 14 | 17 | 46 | 78 | 51 | 10 | 24 | 42 | 100 | 56 | 16 | 54 | 52 | 30 | 8 | 49 | 111 | 48 | 28 | 36 | 888' | 15' | 44' | 6' | | | | | |
| LAP 12 | 63 | 23 | 84 | 7 | 18 | 21 | 1 | 75 | 22 | 32 | 66 | 70 | 12 | 98 | 99 | 34 | 35 | 41 | 73 | 19 | 9 | 4 | 5 | 11 | 25 | 53 | 2 | 33 | 79 | 77 | 3 | 14 | 46 | 17 | 78 | 51 | 24 | 10 | 42 | 100 | 56 | 16 | 54 | 52 | 30 | 8 | 49 | 111 | 20 | 48 | 28 | 36' | 888' | 15' | 44' | 59' | 6' | | | | | |
| LAP 13 | 63 | 23 | 84 | 7 | 18 | 21 | 1 | 75 | 22 | 32 | 70 | 66 | 12 | 99 | 98 | 34 | 35 | 41 | 19 | 73 | 9 | 5 | 4 | 11 | 25 | 2 | 53 | 33 | 79 | 77 | 3 | 14 | 46 | 17 | 78 | 51 | 24 | 10 | 42 | 100 | 56 | 16 | 54 | 8 | 52 | 30 | 49 | 20 | 111 | 48 | 28 | 888' | 36' | 15' | 44' | 59' | 6' | | | | | |
| LAP 14 | 63 | 23 | 84 | 7 | 18 | 21 | 1 | 75 | 22 | 32 | 70 | 66 | 12 | 99 | 98 | 34 | 35 | 19 | 73 | 41 | 9 | 5 | 11 | 4 | 25 | 2 | 53 | 33 | 79 | 77 | 14 | 3 | 46 | 17 | 78 | 24 | 42 | 10 | 51 | 100 | 56 | 16 | 54 | 52 | 30 | .8 | 49 | 20 | 111 | 48 | 28' | 888' | 15' | 36' | 44' | 59' | 6' | | | | | |
| LAP 15 | 63 | 23 | 84 | 7 | 18 | 21 | 1 | 75 | 22 | 32 | 70 | 66 | 12 | 99 | 98 | 34 | 19 | 73 | 35 | 41 | 9 | 5 | 11 | 25 | 4 | 2 | 53 | 33 | 77 | 79 | 14 | 46 | 3 | 78 | 17 | 24 | 10 | 42 | 51 | 100 | 56 | 16 | 54 | 52 | 30 | 49 | 20 | 111 | 48 | 8 | 28' | 888' | 15' | 36' | 44' | 59' | 6' | | | | | |
| LAP 16 | 63 | 23 | 84 | 18 | 7 | 21 | 1 | 75 | 22 | 32 | 70 | 66 | 99 | 12 | 98 | 34 | 19 | 73 | 41 | 35 | 5 | 9 | 11 | 25 | 4 | 2 | 53 | 77 | 33 | 79 | 46 | 14 | 3 | 78 | 17 | 24 | 10 | 42 | 51 | 100 | 56 | 16 | 54 | 52 | 20 | 49 | 111 | 48 | 8' | 28' | 888' | 30' | 15' | 36' | 44' | 59' | 6' | | | | | |
| LAP 17 | 63 | 23 | 84 | 18 | 7 | 21 | 1 | 22 | 75 | 70 | 66 | 99 | 12 | 98 | 34 | 19 | 73 | 41 | 5 | 35 | 9 | 11 | 25 | 4 | 2 | 77 | 53 | 33 | 79 | 46 | 14 | 3 | 78 | 24 | 17 | 10 | 42 | 51 | 100 | 56 | 16 | 54 | 52 | 20 | 49 | 111' | 8' | 888' | 28' | 15' | 48' | 36' | 44' | 59' | .32' | .30' | 6' | | | | | |
| LAP 18 | 63 | 23 | 84 | 18 | 7 | 21 | 1 | 22 | 75 | 70 | 66 | 99 | 98 | 34 | 12 | 19 | 73 | 41 | 5 | 35 | 11 | 9 | 25 | 4 | 2 | 77 | 53 | 33 | 79 | 46 | 14 | 3 | 78 | 24 | 17 | 10 | 42 | 51 | 100 | 56 | 16 | 54 | 52 | 20 | 49 | 8' | 111' | 888' | 28' | 15' | 48' | 36' | 44' | 59' | 32' | 30' | 6' | | | | | |
| LAP 19 | 63 | 23 | 84 | 18 | 7 | 21 | 1 | 22 | 70 | 75 | 99 | 66 | 98 | 34 | 19 | 12 | 73 | 41 | 5 | 35 | 11 | 9 | 25 | 4 | 2 | 77 | 53 | 33 | 79 | 46 | 14 | 3 | 78 | 24 | 17 | 10 | 42 | 51 | 56 | 100 | 16 | 54 | 52 | 20 | 49 | 8' | 111' | 888' | 15' | 28' | 48' | 36' | .44' | 59' | 32' | 30' | 6' | | | | | |
| LAP 20 | 63 | 23 | 84 | 18 | 7 | 21 | 22 | 70 | 75 | 99 | 66 | 98 | 34 | 19 | 12 | 73 | 5 | 41 | 11 | 9 | 25 | 4 | .1 | 2 | 77 | 53 | 33 | 79 | 46 | 14 | 3 | 78 | 24 | 10 | 42 | 17 | .35 | 51 | 56 | 100 | 16 | 52 | 20 | 49 | 8' | 111' | 888' | 15' | 28' | 48' | 36' | 44' | 59' | 32' | 30' | 6' | | | | | |
| LAP 21 | 63 | 23 | 84 | 18 | 7 | 21 | 22 | 70 | 75 | 99 | 98 | 66 | 34 | 19 | 12 | 73 | 5 | 41 | 11 | 25 | 4 | 2 | .9 | 77 | 53 | 33 | 46 | 79 | 3 | 14 | 78 | 24 | 10 | 17 | 42 | 51 | 56 | 100 | 16 | 52 | 20 | 49' | 8' | 111' | 888' | 35' | 15' | 28' | 48' | 36' | .44' | 59' | 32' | 1' | 30' | 6' | | | | | |
| LAP 22 | 63 | 23 | 84 | 18 | 7 | 21 | 70 | 22 | 75 | 99 | 98 | 34 | 66 | 19 | 12 | 5 | 73 | 41 | 11 | 25 | 2 | 4 | 77 | 53 | 33 | 46 | 79 | 14 | 3 | 78 | 24 | 10 | 17 | 42 | 51 | 56 | 100 | 16 | 52 | 20 | 49' | 8' | 111' | 888' | 35' | 15' | 28' | 48' | 36' | 44' | 59' | 32' | 1' | 30' | 6' | 9' | | | | | |
| LAP 23 | 63 | 23 | 84 | 18 | 7 | 21 | 70 | 22 | 75 | 99 | 98 | 34 | 19 | 66 | 5 | 12 | 73 | 41 | 11 | 25 | 2 | 4 | 77 | 53 | 46 | 33 | 79 | 14 | 3 | 78 | 10 | 24 | 17 | 42 | 51 | 56 | 100 | 16 | 52 | 20 | 8' | 49' | 888' | 35' | 111' | 15' | 28' | 48' | 36' | 44' | 59' | 32' | 1' | 30' | 6' | 9' | | | | | |
| LAP 24 | 63 | 23 | 84 | 18 | 7 | 21 | 70 | 22 | 75 | 99 | 98 | 19 | 34 | 5 | 66 | 73 | 12 | 41 | 11 | 25 | 2 | 4 | 77 | 46 | 53 | 33 | 14 | 79 | 3 | 78 | 10 | 24 | 17 | 42 | 56 | 51 | 100 | 20 | 16 | 52 | 8' | 49' | 888' | 35' | 111' | 15' | 28' | 48' | 36' | 44' | 59' | 32' | 1' | 30' | 6' | 9' | | | | | |
| LAP 25 | 63 | 23 | 84 | 18 | 7 | 21 | 70 | 22 | 75 | 99 | 98 | 19 | 34 | 5 | 66 | 73 | 12 | 41 | 11 | 25 | 2 | 4 | 77 | 46 | 53 | 33 | 14 | 79 | 78 | 10 | 24 | .3 | 17 | 42 | 20 | 51 | 100 | 16 | 56 | 52 | 8' | 49' | 35' | 888' | 15' | 111' | 28' | 48' | 36' | 44' | 59' | 32' | 1' | 30' | 6' | 9' | | | | | |
| LAP 26 | 63 | 23 | 84 | 18 | 7 | 21 | 70 | 22 | 99 | 98 | 19 | 5 | 34 | 66 | 73 | 12 | 41 | 11 | 25 | 2 | 4 | 77 | 46 | 53 | 33 | 14 | 79 | 78 | 10 | 24 | 42 | .75 | 20 | 100 | .17 | 52 | 56 | .51 | .16' | 8' | 49' | 35' | 888' | 3' | 15' | 111' | .48' | .36' | 44' | 59' | 32' | 1' | 30' | 9' | .6' | .28' | | | | | |
| LAP 27 | 63 | 23 | 84 | 18 | 7 | 21 | 70 | 22 | 99 | 19 | 5 | 34 | 73 | 12 | .98 | 66 | 25 | 2 | .11 | 4 | 77 | 46 | 78 | 79 | 10 | .53 | 24 | 42 | 20 | 33 | 100 | 52 | 56 | 75' | 8' | .41' | 49' | 35' | 888' | 3' | 17' | 15' | .14' | 51' | .111' | 16' | 44' | 48' | 59' | 36' | 32' | 1' | 30' | 9' | 6' | 28' | | | | | |
| LAP 28 | 63 | 23 | 84 | 18 | 7 | 21 | 70 | 22 | 99 | 19 | 5 | 34 | 73 | 12 | 66 | 25 | 2 | 77 | .4 | .46 | 79 | 24 | 42 | 20 | .10 | 100 | 56 | .33 | 75' | .52' | 98' | 11' | .8' | 35' | 888' | 41' | 49' | 3' | .78' | 17' | 53' | 15' | 51' | 14' | 16' | 111' | 44' | 59' | 48' | 36' | 32' | 1' | 30' | 9' | 6' | 28' | | | | | |
| LAP 29 | 63 | 84 | 18 | 7 | 70 | .21 | 22 | 99 | 5 | 34 | 12 | .19 | 66 | .73 | .23 | 79 | 20 | .2 | 75 | .77' | 98' | .25' | 11' | 4' | 35' | 46' | .42' | 41' | 3' | 17' | 53' | 15' | .49' | 78' | .24' | 51' | 14' | .100' | 16' | 52' | 10' | .56' | 33' | .888' | 8' | 111' | 44' | 59' | 48' | 36' | 32' | 1' | 30' | 9' | 6' | 28' | | | | | |
| LAP 30 | .63 | .84 | .18 | .7 | .99 | .5 | .34 | .12 | 23 | .70 | 20 | 21 | .22 | 75 | 19 | 98 | .66 | 11 | 73 | 77 | 4 | 25 | 35 | 46 | 41 | 3 | 53 | 17 | 15 | .79 | 2 | 42 | 78 | 14 | 51 | 16 | 52 | 10 | 24' | 33' | 100' | 56' | 8' | 49' | 888' | 111' | 44' | 59' | 48' | 36' | 32' | 1' | 30' | 9' | 6' | 28' | | | | | |
| LAP 31 | 63 | 23 | 84 | 7 | 20 | 18 | 21 | 70 | 75 | 19 | 5 | 98 | 22 | 99 | 11 | 73 | 12 | 77 | 4 | 25 | 46 | 35 | 66 | 41 | 34 | 53 | 3 | 15 | 17 | 2 | 42 | 78 | 14 | 51 | 79 | 52 | 16 | 33' | 10' | 24' | 100' | 8' | 56' | 888' | 49' | 111' | 44' | 59' | 48' | 36' | 32' | 1' | 30' | 9' | 6' | 28' | | | | | |
| LAP 32 | 63 | 23 | 84 | 7 | 20 | 18 | 21 | 75 | 70 | 19 | 5 | 98 | 22 | 99 | 11 | 73 | 77 | 12 | 4 | 46 | 25 | 35 | 41 | 66 | 53 | 34 | 3 | 15 | 2 | 17 | 14 | 42 | 78 | 51 | 79 | 52 | 16' | 33' | 24' | 10' | 100' | 8' | 56' | 888' | 49' | 111' | 44' | 59' | 48' | 36' | 32' | 1' | 30' | 9' | 6' | 28' | | | | | |
| LAP 33 | 63 | 23 | 84 | 7 | 20 | 18 | 21 | 75 | 70 | 19 | 5 | 98 | 22 | 99 | 11 | 73 | 77 | 12 | 46 | 4 | 35 | 25 | 41 | 66 | 53 | 3 | 34 | 15 | 2 | 17 | 14 | 78 | 51 | 79 | 42 | 52 | 16' | 33' | 24' | 10' | 100' | 8' | 56' | 888' | 49' | 111' | 44' | 59' | 48' | 36' | 32' | 1' | 30' | 9' | 6' | 28' | | | | | |
| LAP 34 | 63 | 23 | 84 | 7 | 20 | 21 | 18 | 75 | 70 | 19 | 5 | 98 | 22 | 99 | 11 | 73 | 77 | 46 | 12 | 35 | 4 | 41 | 53 | 25 | 3 | 66 | 34 | 2 | 15 | 17 | 14 | 51 | 78 | 52 | 42' | 16' | 33' | 24' | 100' | 10' | 8' | 56' | 888' | 49' | 111' | 44' | 59' | 48' | 36' | 32' | 1' | .30' | 9' | .79' | .6' | 28' | | | | | |
| LAP 35 | 63 | 23 | 84 | 7 | 20 | 21 | 18 | 75 | 70 | 19 | 5 | 98 | 22 | 99 | 11 | 73 | 77 | 46 | 12 | 35 | 41 | 4 | 53 | 3 | 25 | 66 | 34 | 2 | 17 | 14 | .15 | 51 | 78 | 52 | 42' | 16' | 33' | 24' | 100' | 8' | 10' | 56' | 888' | 49' | 111' | 44' | 59' | 48' | 36' | .32' | 1' | 30' | 9' | 79' | 6' | 28' | | | | | |

. - PIT STOP  ' - LAP BEHIND

# Blancpain Endurance Series

## Lap chart Race

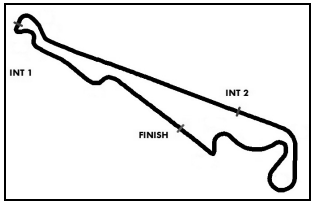


**Saturday 20.6.2015 17:00**

**Circuit Paul Ricard Short, Length: 5791 m**

| POS | 1 | 2 | 3 | 4 | 5 | 6 | 7 | 8 | 9 | 10 | 11 | 12 | 13 | 14 | 15 | 16 | 17 | 18 | 19 | 20 | 21 | 22 | 23 | 24 | 25 | 26 | 27 | 28 | 29 | 30 | 31 | 32 | 33 | 34 | 35 | 36 | 37 | 38 | 39 | 40 | 41 | 42 | 43 | 44 | 45 | 46 | 47 | 48 | 49 | 50 | 51 | 52 | 53 | 54 | 55 | 56 | 57 | 58 | 59 | 60 | 61 | 62 |
|---|---|---|---|---|---|---|---|---|---|---|---|---|---|---|---|---|---|---|---|---|---|---|---|---|---|---|---|---|---|---|---|---|---|---|---|---|---|---|---|---|---|---|---|---|---|---|---|---|---|---|---|---|---|---|---|---|---|---|---|---|---|---|
| LAP 36 | 63 | 23 | 84 | 7 | 20 | 21 | 18 | 75 | 19 | 70 | 5 | 98 | 22 | 99 | 11 | 73 | 77 | 46 | 35 | 12 | 41 | 53 | 4 | 3 | 25 | 66 | 34 | 2 | 14 | 17 | 51 | 52 | 78' | 42' | 16' | 33' | 24' | 8' | 100' | 10' | 56' | 888' | 15' | 49' | 111' | 44' | 59' | 48' | 36' | 32' | 1' | 30' | 9' | 79' | 6' | 28' | | | | | | |
| LAP 37 | 63 | 23 | 84 | 7 | 20 | 21 | 18 | 75 | 19 | 70 | 5 | 22 | 98 | 99 | 11 | 73 | 77 | 46 | 35 | 41 | 12 | 53 | 4 | 3 | 25 | 66 | 2 | 34 | 17 | 51 | 52' | 78' | 42' | 16' | 33' | 24' | 8' | 100' | 10' | 14' | 56' | 888' | 15' | 111' | 44' | .59' | 48' | 36' | 32' | 1' | 30' | 9' | 79' | 6' | 28' | | | | | | |
| LAP 38 | 63 | 23 | 84 | 7 | 20 | 21 | 18 | 75 | 19 | 70 | 5 | 22 | 98 | 99 | 11 | 73 | 77 | 46 | 35 | 41 | 53 | 12 | 4 | 3 | 25 | 66 | 2 | 34 | 17 | 51' | 52' | 78' | 42' | 16' | 33' | 8' | 24' | 100' | 10' | 14' | 56' | 888' | 15' | 111' | 44' | 48' | 59' | 36' | 32' | 1' | 30' | 9' | 79' | 6' | 28' | | | | | | |
| LAP 39 | 63 | 23 | 84 | 7 | 20 | 21 | 18 | 75 | 19 | 70 | 5 | 22 | 98 | 99 | 11 | 73 | 77 | 46 | 35 | 41 | 53 | 12 | 4 | 3 | 25 | 66 | 2 | 34 | 17 | 51' | 52' | 78' | 42' | 16' | 33' | 8' | 24' | 100' | 10' | 14' | 56' | 888' | 15' | 111' | 44' | 48' | 59' | 36' | 32' | 1' | 30' | 9' | .79' | 6' | 28' | | | | | | |
| LAP 40 | 63 | 23 | 84 | 7 | 20 | 21 | 18 | 75 | 19 | 70 | 5 | 22 | 98 | 99 | 11 | 73 | 77 | 46 | 35 | 41 | 53 | 12 | 4 | 3 | 25 | 66 | 2 | 34 | 17 | 51' | 52' | 78' | 42' | 16' | 33' | 8' | 24' | 100' | 10' | 14' | 56' | 888' | 15' | 111' | 44' | 48' | 59' | 36' | 32' | 1' | 9' | 6' | 79' | 30' | 28' | | | | | | |
| LAP 41 | 63 | 23 | 84 | 7 | 20 | 21 | 18 | 75 | 19 | 70 | 5 | 22 | 98 | 99 | 11 | 73 | 77 | 46 | 35 | 41 | 53 | 12 | 4 | 3 | 25 | 66 | 2 | 34 | 17 | 51' | 52' | 78' | 42' | 16' | 33' | 8' | 24' | 100' | 10' | 14' | 56' | 888' | 15' | 111' | 44' | 48' | 59' | 36' | 32' | 1' | 9' | 6' | 79' | 30' | 28' | | | | | | |
| LAP 42 | 63 | 23 | 84 | 7 | 21 | .20 | 18 | 75 | 19 | 70 | 5 | 22 | 98 | 99 | 11 | 73 | 77 | 46 | 35 | 41 | 53 | 4 | 12 | 3 | 25 | 66 | 2 | 34 | 17 | 51' | 52' | 78' | 42' | 16' | 33' | 8' | 24' | 100' | 14' | 56' | 888' | 15' | 111' | 48' | .44' | 59' | 36' | 32' | 1' | 9' | 6' | 79' | .10' | 30' | 28' | | | | | | |
| LAP 43 | 63 | 23 | 84 | 7 | 21 | 18 | 75 | 19 | 70 | 5 | 22 | 98 | 99 | 11 | 73 | 77 | 46 | 35 | 41 | 53 | 12 | 4 | 3 | 25 | 66 | 2 | 34 | 17 | 20 | 51' | 52' | 78' | 42' | 16' | 33' | 8' | 24' | 100' | 14' | 56' | 15' | .888' | 111' | 48' | 44' | 59' | 36' | 32' | 1' | 9' | 6' | 79' | 10' | 30' | 28' | | | | | | |
| LAP 44 | 63 | 23 | 84 | 7 | 21 | 18 | 75 | 19 | 70 | 5 | 22 | 98 | 99 | 11 | 73 | 77 | 46 | 35 | 41 | 53 | 12 | 4 | 3 | 25 | 66 | 2 | 34 | 17 | 20 | 52' | 78' | 42' | 16' | .51' | 33' | 8' | 100' | 14' | 56' | 15' | .24' | 111' | 888' | 48' | 44' | 59' | 36' | 32' | 1' | 9' | 6' | 79' | 10' | 30' | 28' | | | | | | |
| LAP 45 | 63 | 23 | 84 | 7 | 21 | 18 | 75 | 19 | 70 | 5 | 22 | 99 | 11 | 73 | 77 | .98 | 46 | 35 | 41 | 53 | 12 | 4 | 3 | 25 | 66 | 2 | 34 | 17 | 20 | 52' | 42' | 16' | 33' | 8' | 100' | 14' | 56' | .15' | 24' | 51' | .78' | 111' | 888' | 48' | 44' | 59' | 36' | 32' | 1' | 9' | 6' | 79' | 10' | 30' | 28' | | | | | | |
| LAP 46 | 63 | 23 | 84 | 7 | 21 | 18 | 75 | 19 | 70 | 5 | 22 | 99 | 11 | 73 | 77 | 46 | 35 | 41 | 53 | 12 | 4 | 3 | 66 | 2 | 34 | 17 | 20 | .25 | 52' | 42' | 16' | 33' | 8' | 100' | 14' | 56' | 24' | 51' | 15' | 78' | 111' | 888' | 48' | 98' | 44' | 59' | 32' | 36' | 1' | 9' | 6' | 79' | 10' | 30' | 28' | | | | | | |
| LAP 47 | 63 | 23 | 84 | 7 | 21 | 75 | 19 | 70 | 5 | 22 | 99 | 11 | 73 | 77 | 46 | .18 | 35 | 41 | 53 | 4 | 3 | 66 | 2 | 34 | 17 | .12 | 20 | 52' | 42' | 16' | 33' | 8' | 100' | 14' | 56' | 25' | 51' | 24' | 15' | 78' | 888' | 48' | 44' | .98' | .111' | 59' | 32' | 36' | 1' | 9' | 6' | 79' | 10' | .30' | 28' | | | | | | |
| LAP 48 | 63 | 23 | 84 | 7 | 21 | 75 | 19 | 70 | 22 | 99 | 11 | 5 | 73 | 77 | 46 | 35 | 41 | 53 | 3 | 4 | 2 | 66 | 34 | 20 | 17 | 18 | 12 | 52' | 42' | 16' | 33' | 8' | 14' | 100' | 56' | 25' | 51' | 24' | 15' | 78' | 888' | 48' | 44' | 98' | 59' | 32' | 36' | .1' | 111' | 9' | 6' | 79' | 10' | 30' | 28' | | | | | | |
| LAP 49 | 63 | 23 | 84 | 7 | 21 | 75 | 19 | 70 | 22 | 99 | 11 | 5 | 73 | 77 | 46 | 35 | 53 | 41 | 3 | 4 | 2 | 66 | 34 | 20 | 17 | 18 | 12 | 52' | 33' | 8' | 42' | 16' | 14' | 100' | 56' | 25' | 51' | 24' | 15' | 78' | 888' | 44' | 48' | 98' | 59' | 32' | 36' | 1' | 111' | 9' | 6' | 79' | 10' | 30' | 28' | | | | | | |
| LAP 50 | 63 | 23 | 84 | 7 | 21 | 75 | 19 | 70 | 99 | 11 | 22 | 5 | 77 | 73 | 46 | 35 | 53 | 41 | 3 | 2 | 4 | 20 | 66 | 34 | 17 | 18 | 12 | 52' | 33' | 8' | 42' | 14' | 16' | 100' | 56' | 25' | 51' | 24' | 15' | 78' | 888' | 44' | 48' | 98' | 59' | 32' | 36' | 1' | 111' | .9' | 6' | 79' | 10' | 30' | 28' | | | | | | |
| LAP 51 | 63 | 23 | 84 | 7 | 21 | 75 | 19 | 99 | 70 | 5 | 46 | 22 | 73 | 11 | 77 | 35 | 53 | 41 | 3 | 2 | 20 | 4 | 66 | 34 | 17 | 18 | 12 | 52' | 8' | 33' | 14' | 42' | 16' | 100' | 56' | 25' | 51' | 24' | 78' | 15' | 888' | 44' | 48' | 98' | 59' | 32' | 36' | 1' | 111' | 9' | 6' | 79' | 10' | 30' | 28' | | | | | | |
| LAP 52 | 63 | 23 | 84 | 7 | 21 | 75 | 19 | 99 | 70 | 5 | 46 | 22 | 73 | 11 | 77 | 53 | 41 | 3 | 2 | 20 | .35 | 66 | .4 | .17 | .34 | 18 | 12 | 52' | 8' | 33' | 14' | 42' | 16' | 100' | 56' | 25' | 51' | 24' | 78' | 15' | 888' | 44' | 48' | 98' | 59' | 32' | .36' | 1' | 111' | 9' | 6' | 79' | 10' | 30' | 28' | | | | | | |
| LAP 53 | 63 | 23 | 84 | 7 | 21 | 75 | 19 | 99 | 70 | 5 | 46 | 73 | 22 | 11 | 77 | 53 | 41 | 3 | 2 | 20 | 66 | 18 | 12 | 35' | 52' | 4' | 8' | 33' | 14' | 42' | 16' | 100' | 17' | 56' | 25' | 51' | 34' | 24' | 78' | 15' | 888' | 44' | 48' | 98' | 59' | 32' | 1' | .36' | 111' | 9' | 6' | 79' | 10' | 30' | 28' | | | | | | |
| LAP 54 | 63 | 23 | 84 | 7 | 21 | 75 | 19 | 99 | 70 | 5 | 46 | 73 | 11 | 22 | 53 | 41 | 20 | 2 | .3 | 66 | 18 | 12 | .77 | 35' | 52' | 4' | 8' | 14' | .33' | 42' | 100' | 17' | .16' | 56' | 51' | 25' | 34' | 24' | 78' | 15' | 888' | 44' | 98' | .48' | 59' | 32' | 1' | 111' | 9' | 6' | 79' | 10' | 30' | .28' | 36' | | | | | | |
| LAP 55 | 63 | 23 | 84 | 7 | .21 | 19 | 99 | 70 | 46 | 5 | 73 | 11 | 53 | 41 | 20 | .2 | 66 | .75 | 18 | 12 | .22 | 77' | 35' | 52' | 4' | 3' | 8' | 14' | 100' | 17' | 42' | 56' | 51' | 25' | 34' | 78' | 24' | 15' | 33' | 16' | 888' | 44' | 98' | 59' | 32' | 48' | 1'.111' | 9' | 6' | 79' | 10' | 30' | 28' | 36' | | | | | | |
| LAP 56 | 63 | 23 | 84 | 7 | 19 | 99 | 70 | 46 | 5 | 73 | 41 | .11 | 20 | .53 | 66 | 12 | 18 | 75 | 77' | 22' | 35' | 52' | 4' | 3' | 2' | 8' | 17' | 100' | 42' | 56' | 51' | 25' | 78' | 24' | 15' | .34' | .14' | 33' | 16' | 44' | 98' | 59' | 32' | 48' | 1'.888' | .111' | 9' | 6' | .79' | 10' | 30' | 28' | 36' | | | | | | |
| LAP 57 | 63 | 23 | 84 | 7 | 19 | 99 | 70 | 5 | 73 | .46 | 20 | 66 | .41 | 12 | 18 | 75 | 77' | 11' | 22' | 35' | 53' | 4' | 3' | 2' | .52' | .8' | 17' | 100' | 42' | 56' | 51' | 25' | 78' | 15' | 33' | 14' | 16' | 44' | 98' | .24' | 34' | 59' | 32' | 48' | 1' 888' | 9' | 6' | 79' | 111' | 10' | 30' | 28' | 36' | | | | | | |
| LAP 58 | 63 | 84 | 7 | 99 | .19 | 70 | 5 | .73 | 20 | .23 | 66 | 12 | 18 | 75 | 41 | 46 | 77 | 11 | 22' | 35' | 3' | 53' | 4' | 2' | 17' | 51' | 25' | 78' | 15' | 52' | 8' | 33' | 14'.100' | 16' | .56' | .42' | 44' | 98' | 34' | 24' | 59' | 32' | 48' | 1' 888' | .9' | 6' | 79' | 111' | 10' | 30' | 28' | 36' | | | | | | |
| LAP 59 | .63 | .84 | .7 | .99 | .5 | 20 | 23 | 12 | .70 | 18 | 75 | 41 | 46 | 19 | 77 | 11 | 22 | 35 | 3 | 2 | 4 | 73 | 53 | .66 | 17' | 51' | 78' | 25' | 15' | 52' | 8' | 33' | 14' | 16' | 100' | 56' | 44' | .42' | .98' | 34' | 24' | 59' | 32' | 48' | 1' | 6' | 79' | 111' | 9' | 10' | 30' | 28' | 36' | | | | | | |
| LAP 60 | 20 | 63 | 23 | 84 | 12 | 7 | 18 | 75 | 46 | 41 | 99 | 19 | 77 | 11 | 70 | 5 | 22 | 35 | 3 | 2 | 4 | 53 | 73 | 17' | 66' | 51' | 78' | 25' | 15' | 52' | 8' | 33' | 14' | 16' | 100' | 44' | 56' | 42' | 34' | 24' | 59' | 32' | 98' | 48' | 1' | 6' | 79' | 111' | 9' | 10' | 30' | 28' | 36' | | | | | | |
| LAP 61 | 20 | 63 | 23 | 84 | 12 | 7 | 46 | 75 | 18 | 41 | 19 | 99 | 77 | 11 | 70 | 5 | 22 | 35 | 3 | 2 | 4 | 53 | 73 | 17' | 66' | 51' | 78' | 25' | 15' | 52' | 8' | 33' | 14' | 16' | 100' | 44' | 56' | 42' | 34' | 24' | 59' | 32' | 98' | 48' | 1' | 6' | 79' | 111' | 9' | 10' | 30' | 28' | 36' | | | | | | |
| LAP 62 | 20 | 63 | 23 | 12 | 7 | 46 | 75 | 19 | 18 | 99 | 41 | 11 | 77 | .84 | 5 | 22 | 70 | 35 | 3 | 2 | 4 | 53 | 73 | 17' | 66' | 51' | 78' | 25' | 8' | 52' | 15' | 33' | 14' | 16' | 100' | 44' | 56' | 42' | 24' | 59' | 34' | 32' | 98' | 48' | 1' | 6' | 79' | 111' | 9' | 10' | 30' | 28' | 36' | | | | | | |
| LAP 63 | 20 | 63 | 23 | 12 | 7 | 46 | 75 | 19 | 99 | 11 | 77 | 18 | 41 | 22 | 5 | 70 | 35 | 3 | 2 | 4 | 53 | 17' | 66' | 73' | 51' | 78' | 25' | 8' | 33' | 52' | 15' | 14' | 16' | 100' | 44' | 56' | 42' | 24' | 59' | 34' | 32' | 98' | 48' | 1' | 84' | 6' | 79' | 111' | 9' | 10' | 30' | 28' | 36' | | | | | | |
| LAP 64 | 20 | 63 | 23 | 7 | 12 | 46 | 75 | 19 | 99 | 11 | 41 | 18 | 5 | 22 | 70 | 35 | 2 | 3 | 4 | 53 | 17' | .77' | 66' | 73' | 51' | 78' | 25' | 8' | 33' | 52' | 15' | 14' | 16' | 100' | 44' | 56' | 42' | 59' | 24' | 34' | 32' | .98' | 48' | 1' | 84' | 6' | 79' | 111' | 9' | 10' | .30' | 28' | 36' | | | | | | |
| LAP 65 | 20 | 63 | 23 | 7 | 12 | 46 | 75 | 19 | 11 | 99 | 41 | 5 | 18 | 22 | 70 | 2 | 3 | 4 | 53 | .35 | 17' | 66' | 73' | 77' | 51' | 78' | 25' | 8' | 33' | 52' | 15' | 14' | 16' | 100' | 44' | 56' | 42' | 59' | 24' | 34' | .32' | 98' | 48' | 1' | 84' | .6' | 79' | 111' | 9' | 10' | 30' | 28' | 36' | | | | | | |
| LAP 66 | 20 | 63 | 23 | 7 | 12 | 46 | 75 | 11 | 19 | 99 | 5 | 41 | 22 | 18 | 70 | 2 | 3 | 4 | 53 | 17' | 66' | 73' | 77' | 51' | 35' | 78' | 25' | 8' | 33' | 52' | 15' | 14' | 16' | 100' | 44' | 56' | 42' | 59' | 24' | 34' | 32' | 98' | 48' | 1' | 84' | 79' | 6'.111' | 9' | 10' | 30' | 28' | 36' | | | | | | |
| LAP 67 | 20 | 63 | 23 | 7 | 12 | 46 | 75 | 11 | 19 | 99 | 5 | 41 | 22 | 18 | 70 | 2 | 3 | 4 | 53 | 17' | 66' | 73' | 77' | 51' | 35' | 78' | 25' | 8' | 33' | 52' | 14' | 15' | 16' | 44' | 100' | 56' | 42' | 24' | .59' | 34' | 32' | .98' | 48' | 1' | 84' | 79' | 6' 111' | 9' | .10' | 30' | 28' | 36' | | | | | | |
| LAP 68 | 20 | 23 | 63 | 7 | 12 | 46 | 75 | 11 | 19 | 99 | 5 | 41 | 22 | 70 | 18 | 2 | 3 | 4 | 53 | 17' | 66' | 73' | 77' | 51' | 35' | 78' | 8' | 25' | 33' | 52' | 14' | 15' | 16' | 44' | 100' | 56' | 24' | 42' | 34' | 59' | 32' | 48' | 1' | 84' | 79' | 6' 111' | 9' | 30' | 10' | 28' | 36' | | | | | | |
| LAP 69 | 20 | 23 | 63 | 7 | 12 | 46 | 75 | 11 | 99 | 19 | 5 | 41 | 22 | 70 | 2 | 3 | 18 | 4 | 53 | 17' | 66' | 73' | 77' | 51' | 35' | 78' | 8' | 25' | 33' | 52' | 14' | 15' | 16' | 44' | 100' | 56' | 24' | 42' | 34' | 59' | 32' | 48' | 1' | 84' | 79' | 6' 111' | 9' | 30' | 10' | 28' | 36' | | | | | | |
| LAP 70 | 20 | 23 | 63 | 7 | 12 | 46 | 75 | 11 | 99 | 19 | 5 | 41 | 22 | 70 | 2 | 3 | 18 | 4 | 53 | 17 | 66 | 73' | 77' | 51' | 35' | 78' | 8' | 25' | 33' | 52' | 14' | 15' | 16' | 44' | 100' | 56' | 24' | 42' | 34' | 59' | 32' | 1' | .48' | 84' | 79' | 6' 111' | 9' | 30' | 10' | 28' | 36' | | | | | | |

. - PIT STOP  ' - LAP BEHIND

# Blancpain Endurance Series

## Lap chart Race

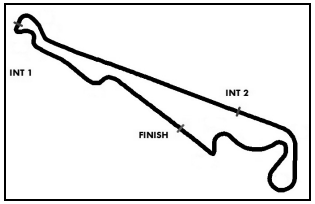


**Saturday 20.6.2015 17:00**

**Circuit Paul Ricard Short, Length: 5791 m**

| POS | 1 | 2 | 3 | 4 | 5 | 6 | 7 | 8 | 9 | 10 | 11 | 12 | 13 | 14 | 15 | 16 | 17 | 18 | 19 | 20 | 21 | 22 | 23 | 24 | 25 | 26 | 27 | 28 | 29 | 30 | 31 | 32 | 33 | 34 | 35 | 36 | 37 | 38 | 39 | 40 | 41 | 42 | 43 | 44 | 45 | 46 | 47 | 48 | 49 | 50 | 51 | 52 | 53 | 54 | 55 | 56 | 57 | 58 | 59 | 60 | 61 | 62 |
|---|---|---|---|---|---|---|---|---|---|---|---|---|---|---|---|---|---|---|---|---|---|---|---|---|---|---|---|---|---|---|---|---|---|---|---|---|---|---|---|---|---|---|---|---|---|---|---|---|---|---|---|---|---|---|---|---|---|---|---|---|---|---|
| LAP 71 | .20 | 23 | 63 | 7 | 12 | 46 | 75 | 11 | 99 | 19 | 5 | 41 | 22 | 70 | 2 | 3 | 18 | 4 | 53 | 17 | 66 | 77' | 73' | 51' | 35' | 78' | 8' | 33' | 25' | 52' | 14' | 15' | 16' | 44' | 100' | 56' | 24' | 42' | 34' | 59' | 32' | 1' | 84' | 48' | 79' | 6' | 111' | 9' | 30' | 10' | 28' | 36' | | | | | | | | | | |
| LAP 72 | 23 | 63 | 7 | 46 | 12 | 11 | 75 | 99 | 19 | 5 | 41 | 22 | 2 | 70 | 3 | 18 | 4 | 20 | 53 | 17 | 66 | 77' | 73' | 51' | 35' | 78' | 8' | 33' | 25' | 52' | 14' | 15' | 16' | 44' | 100' | 56' | 24' | 42' | 34' | 59' | 32' | 1' | 84' | 48' | 79' | 6' | 111' | 9' | 30' | 10' | 28' | | | | | | | | | | |
| LAP 73 | 23 | 63 | 7 | 46 | 12 | 11 | 75 | 99 | 19 | 5 | 41 | 22 | 2 | 70 | 3 | 4 | 18 | 20 | 17 | 53 | 66 | 77' | 73' | 51' | 35' | 8' | 78' | 33' | 25' | 52' | 14' | 15' | 16' | 100' | 56' | .44' | 24' | 42' | 34' | 59' | 32' | 1' | 84' | 48' | 79' | 6' | 111' | 9' | 30' | 10' | 28' | | | | | | | | | | |
| LAP 74 | 23 | 63 | 7 | 46 | 12 | 11 | 75 | 99 | 19 | 5 | 22 | 41 | 2 | 3 | 70 | 4 | 18 | 20 | 17 | 53 | 66 | 77' | .73' | 51' | 35' | 8' | 78' | 33' | 25' | 52' | 14' | 15' | 16' | 100' | 56' | 24' | 42' | 44' | 34' | 59' | 32' | 1' | 84' | 48' | 79' | 6' | 111' | 9' | 30' | 10' | 28' | | | | | | | | | | |
| LAP 75 | 23 | 63 | 7 | 46 | 12 | 11 | 75 | 99 | 19 | 5 | 22 | 41 | 2 | 3 | 70 | 4 | 20 | 18 | 17 | 53 | 66 | 77' | 35' | .51' | 8' | 78' | 33' | 25' | 52' | 14' | 15' | 16' | 56' | 100' | 24' | 44' | 42' | 34' | 59' | 32' | 1' | 84' | 48' | 73' | 79' | 6' | 111' | 9' | 30' | 10' | 28' | | | | | | | | | | |
| LAP 76 | 23 | 63 | 7 | 46 | 12 | 11 | 75 | 99 | 19 | 5 | 22 | 41 | 2 | 3 | 70 | 4 | 20 | 17 | 18 | 53 | 66 | 77' | 8' | 35' | 33' | 25' | 52' | 14' | .15' | 16' | 51' | .78' | 56' | 100' | 24' | 44' | 42' | 34' | 59' | 32' | 1' | 84' | 48' | 73' | 79' | 6' | 111' | 9' | 30' | 10' | 28' | | | | | | | | | | |
| LAP 77 | 23 | 63 | 7 | 46 | 12 | 11 | 75 | 99 | 19 | 5 | 22 | 41 | 2 | 3 | 70 | 4 | 20 | 17 | 53 | .18 | 66 | 77' | 8' | 33' | 52' | 14' | .35' | 16' | 51' | 56' | 100' | .25' | 78' | 15' | 24' | 44' | 42' | 34' | 59' | 32' | 1' | 84' | 48' | 73' | 79' | 6' | 111' | 9' | 30' | 10' | 28' | | | | | | | | | | |
| LAP 78 | 23 | 63 | 7 | 46 | 12 | 11 | 75 | 99 | 5 | 19 | 22 | 41 | 2 | 3 | 70 | 4 | 20 | 17 | 53 | 66 | 77' | 8' | 33' | 18' | 14' | 52' | 16' | 51' | 56' | 100' | 78' | 25' | 15' | 24' | 44' | 42' | 34' | 59' | 32' | 35' | 1' | 84' | 48' | 73' | 79' | 6' | 111' | 9' | 30' | 10' | .28' | | | | | | | | | | |
| LAP 79 | 23 | 63 | 7 | 46 | .12 | 11 | 75 | 99 | 5 | 19 | 22 | 41 | 3 | 70 | 4 | .2 | 20 | 17 | 53 | 66' | 77' | 8' | 33' | 18' | 14' | 52' | 16' | 51' | 56' | 100' | 78' | 25' | 15' | 24' | 44' | 42' | 59' | .34' | 32' | 35' | .1' | 84' | 48' | 73' | 79' | 6' | .111' | 9' | 30' | 10' | 28' | | | | | | | | | | |
| LAP 80 | 23 | 63 | 7 | 46 | 11 | 99 | 75 | 5 | 19 | 22 | 41 | 3 | 70 | 4 | 20 | 17 | 12 | 53' | 66' | 77' | 2' | 8' | 33' | 18' | 14' | 52' | 16' | 51' | 56' | 100' | 78' | 25' | 15' | 24' | 44' | 42' | 59' | 32' | 35' | 34' | 1' | 84' | 48' | 73' | 6' | .79' | 111' | 9' | 30' | 10' | 28' | | | | | | | | | | |
| LAP 81 | 23 | 63 | 7 | 46 | 11 | 99 | 75 | 5 | 19 | 22 | 41 | 3 | 70 | 4 | 20 | 17 | 12 | 66' | 77' | 53' | 2' | 8' | 33' | 18' | 14' | 52' | 16' | 51' | 56' | 100' | 78' | 25' | 15' | 24' | 44' | 42' | 59' | 32' | 35' | 34' | 1' | 84' | 48' | .73' | 6' | 79' | 111' | 9' | 30' | 10' | 28' | | | | | | | | | | |
| LAP 82 | 23 | 63 | 7 | 46 | 11 | 99 | 75 | 5 | 19 | 22 | 3 | 70 | 20 | 17 | .4 | 12 | 77' | 66' | 53' | .41' | 2' | 8' | 33' | 18' | 14' | 52' | 16' | 51' | 56' | 100' | 78' | 25' | 15' | 24' | 44' | 59' | 42' | 32' | 34' | .35' | 1' | 84' | 48' | 6' | 79' | 73' | 111' | 9' | 30' | 10' | 28' | | | | | | | | | | |
| LAP 83 | 23 | 63 | 46 | 7 | 11 | 99 | 75 | 5 | .19 | 22 | 70 | .3 | 20 | .17 | 12 | 77' | 66' | .53' | 8' | 2' | 4' | 41' | 33' | 18' | 52' | 16' | 51' | 56' | 100' | 25' | 78' | .14' | 15' | 44' | 59' | 42' | 32' | 34' | 35' | 1' | .24' | 84' | 48' | 6' | 79' | 73' | 111' | 9' | 30' | 10' | 28' | | | | | | | | | | |
| LAP 84 | 23 | 63 | 46 | 7 | 11 | 99 | 75 | 5 | 22 | 70 | 20 | 12 | 77' | 66' | 19' | 8' | 2' | 3' | 4' | 41' | 33' | 18' | 17' | 52' | 53' | 16' | 51' | 56' | 100' | 25' | 78' | 15' | 14' | 44' | 59' | 42' | 32' | 34' | 35' | 1' | 84' | 48' | 6' | 79' | 73' | 111' | 9' | .24' | 30' | 10' | 28' | | | | | | | | | | |
| LAP 85 | 23 | 63 | 46 | 7 | 11 | 99 | 75 | 5 | 22 | 20 | 12 | 66' | 19' | 8' | 2' | 3' | .70' | 4' | 41' | 18' | .77' | 17' | .33' | 52' | 53' | .16' | 51' | 56' | 100' | 25' | 78' | 15' | 14' | 44' | 59' | 42' | 32' | 34' | 35' | 1' | 84' | 48' | 6' | 79' | 73' | 111' | .9' | 30' | 10' | 28' | | | | | | | | | | |
| LAP 86 | 63 | 46 | 7 | 11 | 99 | 5 | .23 | 22 | 20 | 12 | .75 | 66' | 19' | 2' | 3' | .8' | 18' | 41' | 70' | 17' | 4' | 77' | 52' | 53' | 51' | 100' | 25' | 78' | 33' | 15' | 14' | 44' | 16' | 59' | .56' | 32' | .42' | 34' | 35' | 1' | .84' | 48' | 6' | 79' | 73' | 111' | 30' | 10' | 28' | | | | | | | | | | | |
| LAP 87 | 63 | 46 | 7 | 99 | 5 | .11 | 23 | 20 | 12 | 66' | 75' | .22' | 19' | 2' | 3' | 18' | 41' | 70' | 17' | 4' | 77' | 53' | .52' | 8' | 51' | 25' | 100' | 78' | 33' | 15' | 14' | 44' | 16' | 59' | 56' | 32' | 42' | 34' | 35' | 1' | 84' | 48' | 6' | 79' | 73' | 111' | 30' | 10' | 28' | | | | | | | | | | | |
| LAP 88 | 63 | 46 | 7 | 99 | 5 | 23 | 20 | 12 | 11' | 66' | 75' | 19' | 22' | 2' | 3' | 18' | 41' | 70' | 17' | 4' | 77' | 53' | .8' | 51' | 25' | 52' | 33' | 78' | 15' | 14' | 44' | .100' | 16' | 59' | 56' | 32' | 42' | 34' | 35' | 1' | 84' | 48' | 6' | 79' | 73' | 111' | 30' | 10' | 28' | | | | | | | | | | | |
| LAP 89 | 63 | 7 | .46 | 99 | .5 | 23 | 20 | 12 | 11' | 75' | 66' | 22' | 2' | 3' | 18' | 41' | 70' | 17' | 77' | 4' | 53' | 51' | 25' | 52' | 33' | 78' | 15' | 14' | 8' | 44' | 16' | 100' | 59' | 56' | .32' | 42' | 34' | 35' | 1' | 84' | 48' | 6' | 79' | 73' | 111' | 30' | 10' | 28' | | | | | | | | | | | |
| LAP 90 | 63 | 7 | 99 | 23 | 46 | 20 | 12 | 11 | 75' | 5' | 22' | 2' | 3' | 18' | 41' | 70' | 77' | 17' | 4' | .66' | 53' | 51' | 25' | 52' | 33' | 78' | 15' | 14' | 8' | 44' | 16' | 100' | .59' | 56' | 42' | 32' | 34' | 35' | 1' | 84' | 48' | 6' | 79' | 73' | 111' | .30' | 10' | 28' | | | | | | | | | | | |
| LAP 91 | .63 | .7 | .99 | 23 | 46 | 20 | 12 | 11 | 75 | 5 | 22 | 2 | 3 | 18 | 41' | 70' | 77' | 17' | 4' | 53' | 66' | 51' | 25' | 52' | 33' | 78' | 15' | 14' | 8' | 44' | 16' | 100' | 56' | 59' | 42' | 32' | 34' | 35' | 1' | 84' | 48' | 6' | 79' | 73' | 111' | 30' | .10' | 28' | | | | | | | | | | | |
| LAP 92 | 23 | 63 | 46 | 20 | 7 | 12 | 11 | 75 | 5 | 99 | 22 | 2 | 3 | 18 | 41' | 70' | 77' | 17' | 4' | 53' | 66' | 51' | 25' | 52' | 33' | 78' | 15' | 14' | 8' | 44' | 16' | 100' | 56' | 59' | 42' | 32' | 35' | .34' | 1' | 84' | 48' | 6' | 79' | 73' | 111' | 30' | 28' | | | | | | | | | | | | |
| LAP 93 | 23 | 63 | 46 | 20 | 7 | 12 | 11 | 75 | 5 | 99 | 22 | 2 | 3 | 18 | 41' | 70' | 77' | 17' | 4' | 53' | 66' | 51' | 25' | 52' | 33' | 78' | 15' | 14' | 8' | 44' | 16' | 100' | 56' | 59' | 42' | 32' | 35' | 34' | 1' | 84' | 48' | 6' | 79' | 73' | 111' | 30' | 28' | | | | | | | | | | | | |
| LAP 94 | 23 | 63 | 46 | 20 | 7 | 12 | 11 | 75 | 5 | 99 | 22 | 2 | 3 | 18 | 41' | 70' | 77' | 17' | 4' | 53' | 66' | .51' | 25' | 52' | 33' | 78' | 15' | 14' | 8' | 44' | 16' | 100' | 56' | 59' | 42' | 35' | 32' | 34' | 1' | 84' | 48' | 6' | 79' | 73' | 111' | 30' | | | | | | | | | | | | | |
| LAP 95 | 23 | 63 | 46 | 20 | 7 | 12 | 11 | 75 | 5 | 99 | 22 | 2 | 3 | 18 | 41' | 70' | 77' | 17' | 4' | 53' | 66' | 25' | 52' | 33' | 51' | 78' | 8' | 15' | 14' | 44' | 100' | 16' | 56' | 59' | 42' | 35' | 34' | 32' | 1' | 84' | 48' | .6' | 79' | 73' | 111' | 30' | | | | | | | | | | | | | |
| LAP 96 | 23 | 63 | 46 | 20 | 7 | 12 | 11 | 75 | 5 | 99 | 22 | 2 | 3 | 18 | 70' | 41' | 77' | 17' | 4' | 53' | 66' | 25' | 33' | 52' | 51' | 8' | 78' | 14' | 15' | 44' | 100' | 16' | 56' | 59' | 35' | 42' | 34' | 32' | 1' | 84' | 48' | 79' | 6' | 73' | 111' | 30' | | | | | | | | | | | | | |
| LAP 97 | 23 | 46 | 63 | 20 | 7 | 12 | 11 | 99 | 5 | 22 | 2 | 3 | 18 | .75 | 70' | 77' | 41' | 17' | 53' | 4' | 66' | 33' | 25' | 52' | 51' | 8' | 78' | 14' | 15' | 44' | 100' | 16' | 56' | 59' | 35' | 32' | 34' | 42' | 1' | 84' | 48' | 79' | 6' | 73' | 111' | 30' | | | | | | | | | | | | | |
| LAP 98 | 23 | 46 | 7 | 20 | 12 | 11 | .63 | 99 | 5 | 22 | 2 | 3 | 18 | 75 | 70' | 77' | 41' | 17' | 53' | 4' | 33' | 25' | 66' | 51' | 52' | 8' | 14' | 44' | 78' | 15' | 100' | 16' | 56' | 59' | 35' | 32' | 34' | 42' | 1' | 84' | .48' | 79' | 6' | 73' | 111' | 30' | | | | | | | | | | | | | |
| LAP 99 | 23 | 46 | 7 | 20 | 12 | 11 | 99 | 5 | 22 | 2 | 18 | 3 | 63 | 75 | 77' | 70' | 41' | 17' | 53' | 4' | 33' | 25' | 66' | 51' | 52' | 8' | 14' | 44' | 78' | 15' | 100' | 16' | 56' | 59' | 35' | 34' | 32' | 42' | 1' | 84' | 48' | 79' | 6' | .73' | 111' | 30' | | | | | | | | | | | | | |
| LAP 100 | 23 | 46 | 7 | 20 | 12 | 11 | 99 | 5 | 22 | 18 | 2 | 3 | 63 | 75 | 77' | 70' | 41' | 53' | 17' | 4' | 33' | 25' | 66' | 51' | 52' | 8' | 14' | 44' | 78' | 15' | 16' | 100' | 56' | 59' | 35' | 34' | 32' | 42' | 1' | 84' | 48' | 79' | 6' | 73' | 111' | 30' | | | | | | | | | | | | | |
| LAP 101 | 23 | 46 | 7 | 99 | 12 | 11 | .20 | 22 | 18 | 2 | 3 | .5 | 63 | 75 | 77' | 70' | 41' | 53' | 17' | 4' | 33' | 25' | 66' | 51' | 52' | 8' | 14' | 44' | 78' | 15' | 16' | 100' | 56' | 59' | 35' | 32' | 34' | 42' | 1' | 84' | 48' | 79' | 6' | 73' | 111' | 30' | | | | | | | | | | | | | |
| LAP 102 | 23 | 46 | 7 | 99 | 11 | 22 | 18 | 2 | 3 | 63 | 75 | 20 | 77' | 70' | 41' | 53' | 17' | 4' | 33' | 25' | 66' | 51' | 52' | 8' | 14' | 44' | 78' | 15' | 16' | 100' | 56' | 59' | 5' | 35' | 32' | 34' | 42' | 1' | 84' | 48' | 79' | 6' | 73' | 111' | 30' | | | | | | | | | | | | | |
| LAP 103 | 23 | 46 | 7 | 99 | 11 | 22 | 18 | 2 | 3 | 63 | 75 | 20 | 77' | 70' | 41' | 53' | 17' | 4' | 33' | 25' | 51' | 66' | 52' | 8' | 14' | 78' | 15' | 16' | 100' | 56' | .44' | 59' | 5' | 35' | 32' | 34' | 42' | 1' | 84' | 48' | 79' | 6' | 73' | 111' | 30' | | | | | | | | | | | | | |
| LAP 104 | 23 | 46 | 7 | 99 | 22 | 11 | 18 | 3 | 63 | .2 | 75 | 20' | 77' | 70' | 41' | 53' | 17' | 33' | 4' | 25' | 51' | 66' | 52' | 8' | 14' | 78' | 15' | 16' | 100' | 56' | 44' | 59' | 5' | 35' | 32' | 34' | 42' | 1' | 84' | 48' | 79' | 6' | 73' | 111' | .30' | | | | | | | | | | | | | |
| LAP 105 | 23 | 46 | 7 | 99 | 22 | 11 | 18 | 3 | 63 | 75 | 20' | 77' | 70' | 41' | 53' | 33' | 17' | 25' | 4' | 51' | 66' | .52' | 8' | 14' | 15' | 16' | 100' | 56' | .78' | 44' | 59' | 5' | 35' | 32' | 34' | 42' | 1' | 2' | 84' | 48' | 79' | 6' | 73' | 111' | 30' | | | | | | | | | | | | | |

. - PIT STOP  ' - LAP BEHIND

# Blancpain Endurance Series

## Lap chart Race

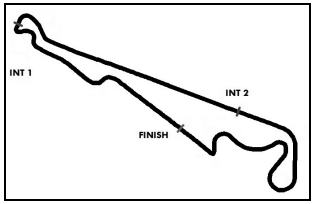


**Saturday 20.6.2015 17:00**

**Circuit Paul Ricard Short, Length: 5791 m**

| POS | 1 | 2 | 3 | 4 | 5 | 6 | 7 | 8 | 9 | 10 | 11 | 12 | 13 | 14 | 15 | 16 | 17 | 18 | 19 | 20 | 21 | 22 | 23 | 24 | 25 | 26 | 27 | 28 | 29 | 30 | 31 | 32 | 33 | 34 | 35 | 36 | 37 | 38 | 39 | 40 | 41 | 42 | 43 | 44 | 45 | 46 | 47 | 48 | 49 | 50 | 51 | 52 | 53 | 54 | 55 | 56 | 57 | 58 | 59 | 60 | 61 | 62 |
|---|---|---|---|---|---|---|---|---|---|---|---|---|---|---|---|---|---|---|---|---|---|---|---|---|---|---|---|---|---|---|---|---|---|---|---|---|---|---|---|---|---|---|---|---|---|---|---|---|---|---|---|---|---|---|---|---|---|---|---|---|---|---|
| LAP 106 | 23 | 46 | 7 | 99 | 22 | 11 | 18 | 63 | 3 | 75 | 20' | 77' | 70' | 41' | 53' | 33' | 25' | 17' | 4' | 51' | 66' | 8' | 14' | 52' | .15' | 16' | 100' | 56' | 44' | 78' | 5' | 59' | .35' | 32' | 34' | 42' | 1' | 2' | 84' | 48' | .79' | 6' | 73' | 111' | 30' | | | | | | | | | | | | | | | | | | |
| LAP 107 | 23 | 46 | 7 | 99 | 22 | 11 | 18 | 63 | 3 | 75 | 20' | 77' | 70' | 41' | 53' | 33' | 17' | 4' | 51' | 8' | 14' | 52' | .66' | .25' | 16' | 56' | 44' | 78' | 15' | 5' | 59' | .100' | 32' | 42' | .34' | 35' | 1' | 2' | 84' | 48' | 79' | 6' | 73' | 111' | 30' | | | | | | | | | | | | | | | | | | |
| LAP 108 | 23 | 46 | .7 | 99 | 22 | 11 | 18 | 63 | 3 | 75 | 20' | 77' | 70' | 41' | 53' | 33' | 17' | 4' | .51' | 8' | 14' | 52' | 16' | 66' | 25' | 56' | 44' | 78' | 5' | 15' | 59' | 100' | 32' | 42' | 35' | .1' | 34' | 2' | 84' | 48' | 79' | 6' | 73' | .111' | 30' | | | | | | | | | | | | | | | | | | |
| LAP 109 | 23 | 46 | 99 | 22 | .11 | 63 | .18 | .3 | 75 | 7 | 20' | 77' | 70' | 41' | 33' | 53' | 17' | .4' | 8' | 14' | 52' | 51' | 66' | 16' | 25' | 56' | 44' | 78' | 5' | 15' | 59' | 100' | 32' | 42' | 35' | 34' | 1' | 2' | 84' | 48' | 79' | 6' | 73' | 111' | 30' | | | | | | | | | | | | | | | | | | |
| LAP 110 | 23 | 46 | 99 | 22 | 63 | 75 | 7 | 20' | 77' | 11' | 70' | 18' | 3' | 41' | 33' | .53' | .17' | 8' | 14' | 4' | 52' | 51' | 66' | 16' | 25' | 44' | 78' | 5' | 15' | 59' | .56' | 100' | 32' | 42' | 35' | 34' | 1' | 2' | 84' | 48' | 79' | 6' | 73' | 111' | 30' | | | | | | | | | | | | | | | | | | |
| LAP 111 | 23 | 46 | 99 | 63 | 75 | 7 | 20 | .22' | 77' | 11' | 70' | 18' | 3' | 33' | .41' | 8' | 17' | 14' | 53' | 4' | 52' | 51' | 66' | 16' | 25' | 44' | 78' | 5' | 15' | 59' | 100' | 32' | 56' | 42' | 35' | 34' | 1' | 2' | 84' | 48' | 79' | 6' | 73' | 111' | 30' | | | | | | | | | | | | | | | | | | |
| LAP 112 | 23 | 46 | 99 | 63 | 75 | 7 | 20 | 77' | 11' | 22' | 18' | 3' | 33' | .70' | 8' | 41' | 17' | 14' | 4' | 53' | 52' | 51' | 66' | 16' | 25' | 44' | 78' | 5' | 15' | 59' | 100' | 32' | 56' | 42' | 35' | 34' | 1' | 2' | 84' | 48' | 79' | 6' | 73' | 111' | 30' | | | | | | | | | | | | | | | | | | |
| LAP 113 | 23 | 46 | 99 | 63 | 7 | 20 | 11' | 22' | 18' | 3' | .75' | .77' | 33' | 8' | 70' | 41' | 17' | 4' | 53' | 52' | 51' | 66' | 16' | 25' | .14' | 44' | 78' | 5' | 59' | 15' | 100' | 32' | 56' | 35' | .42' | 34' | 1' | 2' | 84' | 48' | 79' | 6' | 73' | 111' | 30' | | | | | | | | | | | | | | | | | | |
| LAP 114 | 23 | 46 | 99 | 63 | 7 | 20 | 11 | 22 | 18' | 3' | 75' | 33' | 77' | 8' | 70' | 41' | 17' | 4' | 52' | 53' | 51' | 66' | 25' | .16' | 44' | 14' | 78' | 5' | 59' | 15' | 100' | 32' | 56' | 35' | 42' | 34' | 1' | .2' | .84' | 48' | 79' | 6' | 73' | 111' | .30' | | | | | | | | | | | | | | | | | | |
| LAP 115 | 46 | 99 | .23 | 63 | 7 | 20 | 11 | 22 | 18' | 3' | 75' | 77' | .33' | 70' | .8' | 41' | 17' | 4' | 52' | 51' | 53' | 66' | 25' | 44' | 14' | 78' | .5' | 59' | 15' | 16' | 100' | 32' | 56' | 35' | 42' | 34' | 1' | 2' | 84' | 48' | 79' | 6' | 73' | 111' | | | | | | | | | | | | | | | | | | |
| LAP 116 | 46 | 99 | 63 | 23 | 7 | 20 | 11 | 22 | 18' | 3' | 75' | 77' | 70' | 41' | 17' | 4' | 52' | 51' | 53' | 33' | 8' | 66' | 25' | 44' | .14' | 78' | 59' | 15' | 16' | 100' | 32' | 56' | 5' | 35' | 42' | 1' | 34' | 2' | 84' | 48' | 79' | 6' | 73' | 111' | | | | | | | | | | | | | | | | | | |
| LAP 117 | 46 | 99 | 63 | 23 | 7 | 20 | 11 | 22 | 18' | 3' | 75' | 77' | 70' | 41' | 17' | 4' | 52' | 51' | 53' | 33' | 8' | 66' | 25' | 44' | 78' | 59' | 14' | 15' | 16' | 100' | 5' | 56' | .32' | 35' | 42' | 1' | 34' | 2' | 84' | 48' | 79' | 6' | 73' | 111' | | | | | | | | | | | | | | | | | | |
| LAP 118 | 99 | .46 | 63 | 23 | 7 | 20 | 11 | 22 | 18' | 3' | 75' | 77' | 70' | 41' | 4' | 17' | 52' | 51' | 53' | 33' | 8' | 66' | 25' | 44' | 78' | 59' | 14' | 15' | 16' | 100' | 5' | 56' | 35' | 32' | 42' | 1' | 34' | 2' | 84' | 48' | 79' | 6' | .73' | 111' | | | | | | | | | | | | | | | | | | |
| LAP 119 | 99 | .63 | 23 | 7 | 20 | 46 | 11 | 22 | 18' | 3' | 75' | 77' | 70' | 41' | 4' | 52' | 17' | 51' | 53' | 33' | 8' | 66' | 25' | 44' | 78' | 59' | 14' | 15' | 16' | 100' | 5' | 56' | 35' | 32' | 42' | 1' | 34' | 2' | 84' | 48' | 79' | 6' | 73' | 111' | | | | | | | | | | | | | | | | | | |
| LAP 120 | 99 | 23 | 7 | 20 | 46 | 11 | 22 | 63 | 18 | 3' | 75' | 77' | 70' | 41' | 4' | 52' | 51' | 17' | 53' | 33' | 8' | 66' | 44' | 25' | 78' | 14' | .59' | 15' | 16' | 100' | 5' | 56' | 35' | 32' | 42' | 1' | 34' | 2' | 84' | 48' | 79' | 6' | 73' | 111' | | | | | | | | | | | | | | | | | | |
| LAP 121 | .99 | 23 | 7 | 20 | 46 | 11 | 22 | 63 | 18 | 3 | 75 | 77' | 70' | 41' | 4' | 52' | 51' | 17' | 33' | 53' | 8' | 66' | 44' | 25' | 78' | 14' | 15' | 16' | 100' | 5' | 56' | 35' | 59' | 32' | 42' | 1' | 34' | 2' | 84' | 48' | 79' | 6' | 73' | 111' | | | | | | | | | | | | | | | | | | |
| LAP 122 | 23 | 7 | 20 | 46 | 99 | 11 | 22 | 63 | 18 | 3 | 75' | 77' | 70' | 41' | 52' | 51' | 4' | 17' | 33' | 8' | 53' | 66' | 44' | 25' | 78' | 14' | 15' | 16' | 100' | 5' | 56' | 35' | 59' | 32' | 42' | 1' | 34' | 2' | 84' | 48' | 79' | 6' | 73' | 111' | | | | | | | | | | | | | | | | | | |
| LAP 123 | 23 | 7 | 20 | 46 | 99 | 11 | 22 | 63 | 18 | 3 | 75' | 77' | 70' | 41' | 51' | 52' | 4' | 17' | 33' | 8' | 66' | 53' | 44' | 25' | 78' | 14' | 15' | 16' | 100' | 5' | 56' | 35' | 59' | 32' | 42' | 1' | 34' | 2' | 84' | 48' | 79' | 6' | 73' | 111' | | | | | | | | | | | | | | | | | | |
| LAP 124 | 23 | 7 | 20 | 46 | 99 | 11 | 22 | 63 | 18 | 3 | 75' | 77' | 70' | 51' | 52' | 41' | 4' | 17' | 33' | 8' | 66' | 53' | 44' | 25' | 78' | 14' | 15' | 16' | 5' | 100' | 56' | 35' | 59' | 32' | 42' | 1' | 34' | 2' | 84' | 48' | 79' | 6' | .73' | .111' | | | | | | | | | | | | | | | | | | |
| LAP 125 | 23 | 7 | 20 | 46 | 99 | 11 | 22 | 63 | 18 | 3 | 75' | 77' | 70' | 51' | 52' | 4' | 41' | 17' | 33' | 8' | 66' | 53' | 44' | 25' | 78' | 14' | 15' | 16' | 5' | 100' | 56' | 35' | 59' | 32' | 42' | 1' | 34' | 2' | 84' | 48' | 79' | 6' | 73' | 111' | | | | | | | | | | | | | | | | | | |
| LAP 126 | 23 | 7 | 20 | 46 | 99 | 11 | 22 | 63 | 18 | 3 | 75' | 77' | 70' | 51' | 52' | 4' | 41' | 17' | 33' | 8' | 66' | 53' | 44' | 25' | 78' | 14' | 15' | 16' | 5' | 100' | 56' | 35' | 59' | 32' | 42' | 1' | 34' | 2' | 84' | 48' | 79' | .6' | 73' | .111' | | | | | | | | | | | | | | | | | | |
| LAP 127 | 23 | 7 | 20 | 46 | 99 | 11 | 22 | 63 | 18 | 3 | 75' | 77' | 70' | 51' | 52' | 4' | 41' | 17' | 8' | 33' | 66' | 53' | 44' | 25' | 78' | 14' | 15' | 16' | 5' | 100' | 56' | 59' | 35' | 32' | 42' | 1' | 34' | 2' | 84' | .48' | 79' | 6' | 73' | 111' | | | | | | | | | | | | | | | | | | |
| LAP 128 | 23 | 7 | 20 | 46 | 99 | 11 | 63 | 22 | 18 | 3 | 75' | 77' | 70' | 51' | 52' | 4' | 41' | 17' | 8' | 33' | 66' | 53' | 44' | 25' | 78' | 14' | 15' | 16' | 5' | 100' | 56' | 59' | 35' | 32' | 42' | 1' | 34' | 2' | 84' | 79' | 48' | 6' | 73' | 111' | | | | | | | | | | | | | | | | | | |
| LAP 129 | 23 | 7 | 20 | 46 | 99 | 11 | 63 | 22 | 18 | 3 | 75' | 77' | 70' | 51' | 52' | 4' | 41' | 17' | 8' | 33' | 66' | 53' | 44' | 25' | 78' | 14' | 15' | 16' | 5' | 100' | 56' | 59' | 35' | 32' | 42' | 1' | 34' | 2' | 84' | 79' | 48' | 6' | 73' | 111' | | | | | | | | | | | | | | | | | | |
| LAP 130 | 23 | 7 | 20 | 46 | 99 | 11 | 63 | 22 | 18 | 3 | 75' | 77' | 70' | 51' | 52' | 4' | 41' | 8' | 33' | 17' | 66' | 53' | 44' | 25' | 78' | 14' | 15' | 5' | 16' | 100' | 56' | 59' | 35' | 32' | 42' | 1' | 34' | .2' | 84' | .79' | 48' | 6' | 73' | 111' | | | | | | | | | | | | | | | | | | |
| LAP 131 | 23 | 7 | 20 | 46 | 99 | 11 | 63 | 22 | 3 | .18 | 75' | 77' | 70' | 51' | 52' | 4' | 41' | 8' | 33' | 17' | 66' | 53' | 44' | 25' | 78' | 14' | 5' | 15' | 16' | 100' | 56' | 59' | 35' | 32' | 42' | 1' | 34' | 2' | 84' | 79' | 6' | 48' | 73' | 111' | | | | | | | | | | | | | | | | | | |
| LAP 132 | 23 | 7 | 20 | 46 | 99 | 11 | 63 | 22 | 3 | 18' | 75' | 77' | 70' | 51' | 52' | 4' | 41' | 8' | 33' | 66' | 17' | 53' | 44' | 25' | 78' | 14' | 5' | 15' | 16' | 100' | 56' | 59' | 35' | 32' | 1' | 42' | 34' | 2' | 84' | 79' | 6' | 48' | 73' | 111' | | | | | | | | | | | | | | | | | | |
| LAP 133 | 23 | 7 | 46 | .20 | 99 | 11 | 63 | 22 | 3 | 18' | 75' | 77' | 70' | 51' | 52' | 4' | 41' | 8' | 33' | 66' | 17' | 44' | 53' | 25' | 78' | 5' | 14' | 15' | 16' | 100' | 56' | 59' | 35' | 32' | 1' | 42' | 34' | 2' | 84' | 79' | 6' | 48' | 73' | 111' | | | | | | | | | | | | | | | | | | |
| LAP 134 | 23 | 7 | 46 | 99 | 11 | 63 | 22 | 3 | 20' | 18' | 75' | 77' | 70' | 51' | 52' | 4' | 41' | 8' | 33' | 66' | 17' | 44' | 53' | 25' | 78' | 5' | 15' | 16' | 100' | 56' | 59' | 35' | 32' | .14' | 1' | 42' | .34' | 2' | 84' | 79' | 6' | 48' | 73' | 111' | | | | | | | | | | | | | | | | | | |
| LAP 135 | 23 | 7 | 46 | 99 | 11 | 63 | 22 | 3 | 20' | 18' | 75' | 77' | 70' | 51' | 52' | 4' | 41' | 8' | 33' | 66' | 17' | 53' | 25' | .44' | 78' | 5' | 16' | 100' | 15' | 56' | 59' | 35' | 32' | 14' | 1' | 42' | 2' | 34' | .84' | 79' | 6' | 48' | 73' | 111' | | | | | | | | | | | | | | | | | | |
| LAP 136 | 23 | 7 | 46 | 99 | 11 | 63 | 22 | 3 | 20' | 18' | 75' | 77' | 70' | 51' | 52' | 4' | 41' | 8' | 33' | 66' | 17' | 53' | 5' | 44' | .25' | 16' | 100' | 56' | .15' | 59' | 35' | .78' | 32' | 14' | .1' | 42' | 2' | 34' | 84' | 79' | 6' | 48' | 73' | .111' | | | | | | | | | | | | | | | | | | |
| LAP 137 | 23 | 7 | 46 | 99 | 11 | 63 | 22 | 3 | 20' | 18' | 75' | 77' | 70' | 51' | .52' | 8' | 33' | 66' | .4' | .17' | .53' | .41' | 5' | 44' | 16' | 100' | 56' | 25' | 59' | .35' | 78' | 32' | 14' | 15' | 42' | 1' | 2' | 34' | 84' | 79' | 6' | 48' | 73' | | | | | | | | | | | | | | | | | | |
| LAP 138 | 23 | 7 | 46 | 99 | 11 | 63 | 22 | 3 | 20' | 18' | 75' | 70' | 51' | .77' | 8' | 33' | 52' | .66' | 41' | 17' | 5' | 44' | 4' | 53' | 16' | 56' | 59' | 25' | .100' | 78' | 15' | 35' | .32' | 42' | 1' | 2' | 34' | 84' | 79' | 6' | 48' | 73' | | | | | | | | | | | | | | | | | | |
| LAP 139 | 23 | 7 | 46 | 99 | 63 | .11 | 22 | .3 | 20 | .18 | 75' | 70' | .51' | 77' | 8' | 33' | 52' | 41' | 17' | 5' | 44' | 4' | 53' | 16' | .66' | 59' | 56' | 25' | 78' | 100' | 15' | 35' | 32' | 42' | 1' | 2' | 34' | 84' | 79' | 6' | 48' | 73' | | | | | | | | | | | | | | | | | | |
| LAP 140 | .7 | 46 | 99 | 63 | .23 | 22 | 20 | 11' | 70' | 3' | .75' | 18' | 77' | 33' | .8' | 51' | 52' | 41' | 17' | 5' | 44' | 4' | 53' | 16' | 59' | 56' | 25' | 66' | 78' | 100' | 15' | 35' | 32' | 42' | 1' | 2' | 34' | 84' | 79' | 6' | 48' | 73' | | | | | | | | | | | | | | | | | | |

. - PIT STOP  ' - LAP BEHIND

# Blancpain Endurance Series

## Lap chart Race

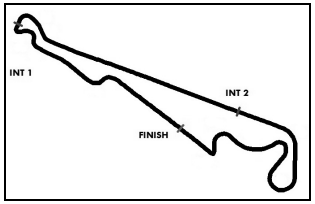


**Saturday 20.6.2015 17:00**

**Circuit Paul Ricard Short, Length: 5791 m**

| POS | 1 | 2 | 3 | 4 | 5 | 6 | 7 | 8 | 9 | 10 | 11 | 12 | 13 | 14 | 15 | 16 | 17 | 18 | 19 | 20 | 21 | 22 | 23 | 24 | 25 | 26 | 27 | 28 | 29 | 30 | 31 | 32 | 33 | 34 | 35 | 36 | 37 | 38 | 39 | 40 | 41 | 42 | 43 | 44 | 45 | 46 | 47 | 48 | 49 | 50 | 51 | 52 | 53 | 54 | 55 | 56 | 57 | 58 | 59 | 60 | 61 | 62 |
|---|---|---|---|---|---|---|---|---|---|---|---|---|---|---|---|---|---|---|---|---|---|---|---|---|---|---|---|---|---|---|---|---|---|---|---|---|---|---|---|---|---|---|---|---|---|---|---|---|---|---|---|---|---|---|---|---|---|---|---|---|---|---|
| LAP 141 | 46 | 99 | 63 | 23 | 7 | 20 | 11' | 70' | .22' | 3' | 18' | 75' | 77' | 33' | 51' | 8' | 52' | 41' | 17' | 5' | 44' | 4' | 53' | 16' | 59' | 25' | 66' | 78' | 100' | 15' | 35' | .56' | 32' | 42' | 1' | 2' | 34' | 84' | 79' | 6' | 48' | 73' | | | | | | | | | | | | | | | | | | | | |
| LAP 142 | 46 | 99 | 63 | 23 | 7 | 20 | 11' | 70' | 22' | 3' | 18' | 75' | 77' | 33' | 51' | 8' | 41' | 52' | 17' | 5' | 44' | 4' | 53' | 16' | 59' | 25' | 66' | 78' | 100' | 15' | 35' | 32' | 56' | 42' | 1' | 2' | 34' | 84' | 79' | 6' | 48' | 73' | | | | | | | | | | | | | | | | | | | | |
| LAP 143 | 46 | 99 | 63 | 23 | 7 | 20 | 11' | 70' | 22' | 3' | 18' | 75' | 77' | 33' | 51' | 8' | 41' | 52' | 17' | 5' | 44' | 4' | 53' | 59' | 16' | 25' | 66' | 78' | 100' | 15' | 35' | 32' | 56' | 42' | 1' | 2' | 34' | 84' | 79' | 6' | 48' | 73' | | | | | | | | | | | | | | | | | | | | |
| LAP 144 | 46 | 99 | 63 | 23 | 7 | 20 | 11' | 22' | 3' | 18' | 75' | .70' | 77' | 33' | 51' | 8' | 41' | 52' | 17' | 44' | .5' | 4' | 53' | 59' | .16' | 66' | 25' | 78' | 100' | 35' | 15' | 32' | 56' | .42' | 1' | 2' | 34' | 84' | 79' | 6' | 48' | 73' | | | | | | | | | | | | | | | | | | | | |
| LAP 145 | 46 | 99 | 63 | 23 | 7 | 20 | 11 | 22' | 3' | 18' | 75' | 77' | 70' | 33' | 51' | 8' | 41' | 52' | 17' | 44' | 4' | 53' | 59' | 66' | 25' | 5' | 78' | 100' | 35' | 15' | 16' | 32' | 56' | 1' | 42' | 2' | 34' | 84' | 79' | 6' | 48' | 73' | | | | | | | | | | | | | | | | | | | | |
| LAP 146 | .46 | 99 | 63 | 23 | 7 | 20 | 11 | 22' | 3' | 18' | 75' | 77' | 70' | .33' | 51' | 8' | 41' | 52' | 17' | 44' | 4' | 53' | .59' | 66' | 25' | 5' | 78' | 100' | 35' | 15' | 16' | 32' | 56' | 1' | 42' | 2' | 34' | 84' | 79' | .6' | 48' | 73' | | | | | | | | | | | | | | | | | | | | |
| LAP 147 | 99 | 63 | 23 | 7 | 46 | 20 | 11 | 22' | 3' | 18' | 75' | 77' | 70' | 51' | 8' | 41' | 17' | 52' | 33' | 44' | 4' | 53' | 66' | 25' | 5' | 78' | 35' | 100' | 59' | 15' | 16' | 32' | 56' | 1' | 42' | 2' | 34' | 84' | 79' | 6' | 48' | 73' | | | | | | | | | | | | | | | | | | | | |
| LAP 148 | 99 | 63 | 23 | 7 | 46 | 20 | 11 | 22' | 3' | 18' | 75' | 77' | 70' | 51' | 8' | 41' | 17' | 52' | 33' | 44' | 53' | 4' | 66' | 5' | 25' | 78' | 35' | 59' | 100' | 15' | 16' | 32' | 56' | 1' | 42' | 2' | 34' | 84' | 79' | 6' | 48' | .73' | | | | | | | | | | | | | | | | | | | | |
| LAP 149 | 99 | .63 | 23 | 7 | 46 | 20 | 11 | 22' | 3' | 18' | 75' | 77' | 70' | 51' | 8' | 41' | 17' | 52' | 33' | 44' | 53' | 4' | 66' | 5' | 25' | 78' | 35' | 59' | 100' | 15' | 16' | 32' | 56' | 1' | 42' | 2' | 34' | 84' | 79' | 6' | 48' | 73' | | | | | | | | | | | | | | | | | | | | |
| LAP 150 | 99 | 23 | 7 | 46 | 63 | 20 | 11 | 3' | 18' | 75' | 77' | 70' | 51' | 8' | 41' | 17' | 52' | 33' | 44' | 53' | 4' | 66' | 5' | 25' | 78' | 35' | 59' | 100' | 15' | 16' | 32' | 56' | 1' | 42' | 2' | 34' | .22' | 84' | 79' | 6' | 48' | 73' | | | | | | | | | | | | | | | | | | | | |
| LAP 151 | 99 | 23 | 7 | 46 | 63 | 20 | 11 | 3' | 18' | 75' | 77' | 70' | 51' | 8' | 41' | 17' | 52' | 33' | 44' | 53' | 4' | 66' | 5' | 25' | 78' | 35' | 59' | 100' | 15' | 16' | 32' | 56' | 1' | 42' | 2' | 34' | 22' | 84' | 79' | 6' | 48' | 73' | | | | | | | | | | | | | | | | | | | | |
| LAP 152 | 99 | 23 | 7 | 46 | 63 | 20 | 11 | 3' | 18' | 75' | 77' | 70' | 51' | 8' | 41' | 17' | 52' | 33' | 44' | 53' | 4' | 66' | 5' | 25' | 78' | 59' | 35' | 15' | 100' | 32' | 16' | 56' | 1' | 42' | 2' | 34' | 22' | 84' | 79' | 6' | 48' | 73' | | | | | | | | | | | | | | | | | | | | |
| LAP 153 | .99 | 23 | 7 | 46 | 63 | 20 | 11 | 3 | 18' | 75' | 77' | 70' | 51' | 8' | 41' | 17' | 52' | 33' | 44' | 53' | 4' | 66' | 5' | 25' | 78' | 59' | 35' | 100' | 15' | 32' | 16' | 56' | 1' | 42' | 2' | 34' | 22' | 84' | 79' | 6' | 48' | 73' | | | | | | | | | | | | | | | | | | | | |
| LAP 154 | 23 | 7 | 46 | 99 | 63 | 20 | 11 | 3' | 18' | 75' | 77' | 70' | 51' | 8' | 41' | 17' | 52' | 33' | 44' | 53' | 4' | 66' | 5' | 25' | 59' | 78' | 35' | 100' | 15' | 32' | 16' | 56' | 1' | 42' | 2' | 34' | 22' | 84' | 79' | 6' | 48' | | | | | | | | | | | | | | | | | | | | |
| LAP 155 | 23 | 7 | 46 | 99 | 63 | 20 | 11 | 3' | 18' | 75' | 77' | 70' | 51' | 8' | 41' | 17' | 52' | 44' | 33' | 53' | 4' | 66' | 5' | 25' | 59' | 78' | 35' | 100' | 15' | 32' | 16' | 56' | 1' | 42' | .2' | 34' | 22' | 84' | 79' | 6' | 48' | | | | | | | | | | | | | | | | | | | | |
| LAP 156 | 23 | 7 | 46 | 99 | 63 | 20 | 11 | 3' | 18' | 75' | 77' | 70' | 51' | 8' | 41' | 17' | 52' | 44' | 33' | 53' | 4' | 5' | .66' | 25' | 59' | 78' | 35' | 100' | 15' | 32' | 16' | 56' | 1' | 42' | 34' | 2' | 22' | 84' | 79' | 6' | 48' | | | | | | | | | | | | | | | | | | | | |
| LAP 157 | 23 | 7 | 46 | 99 | 63 | 20 | 11 | 3' | 18' | 75' | 77' | 70' | 51' | 8' | 41' | 17' | 52' | 44' | 33' | 53' | 4' | 5' | 25' | 59' | 66' | 35' | 78' | 32' | 100' | 15' | 16' | 56' | 1' | 42' | 34' | 2' | 22' | 84' | 79' | 6' | 48' | | | | | | | | | | | | | | | | | | | | |
| LAP 158 | 23 | 7 | 46 | 99 | 63 | 20 | 11 | 3' | 18' | 75' | 77' | 70' | 51' | 8' | 41' | 17' | 52' | 44' | 33' | 53' | 4' | 5' | 25' | 59' | 66' | 35' | 78' | 32' | 100' | 15' | 16' | 56' | 1' | 42' | 34' | 2' | 22' | 84' | 79' | 6' | | | | | | | | | | | | | | | | | | | | |
| LAP 159 | 23 | 7 | 46 | 99 | 63 | 20 | 11 | 3' | 18' | 75' | 77' | 70' | 51' | 8' | 41' | 17' | 52' | 44' | 33' | 53' | 4' | 5' | 25' | 59' | 66' | 35' | 78' | 32' | 100' | 15' | 16' | 56' | 1' | 42' | 34' | 2' | 22' | 84' | 79' | 6' | | | | | | | | | | | | | | | | | | | | |
| LAP 160 | 23 | 7 | 46 | 99 | 63 | 20 | 11 | 3' | 18' | 75' | 77' | 70' | 51' | 8' | 41' | 17' | 52' | 44' | 33' | 53' | 4' | 5' | 59' | 25' | 66' | 35' | 78' | 32' | 100' | 15' | 16' | 56' | 1' | 42' | 34' | 2' | 22' | 84' | 79' | | | | | | | | | | | | | | | | | | | | |
| LAP 161 | 23 | 7 | 46 | 99 | 63 | 20 | 11 | .3' | 18' | 75' | 77' | 70' | 51' | 8' | 41' | 17' | 44' | 52' | 33' | 4' | .53' | 5' | 59' | 66' | 25' | 35' | 78' | 32' | 15' | 100' | 16' | 56' | 1' | 42' | 34' | 2' | 22' | 84' | | | | | | | | | | | | | | | | | | | | |
| LAP 162 | 23 | 7 | 46 | 99 | 63 | 20 | 11 | 18' | 75' | 77' | 70' | 51' | 8' | 41' | 17' | 44' | 52' | 33' | 4' | 5' | 59' | 66' | 25' | 35' | 78' | 32' | 15' | 100' | 16' | 56' | 1' | 34' | 42' | 2' | 22' | 84' | | | | | | | | | | | | | | | | | | | | |
| LAP 163 | 23 | 7 | 46 | 99 | 63 | 20 | 11 | 18' | 75' | 77' | 70' | 51' | 8' | 41' | 17' | 44' | 52' | 33' | 4' | 5' | 59' | 66' | 25' | 35' | 78' | 32' | 15' | 100' | 16' | 1' | 56' | 34' | 42' | 2' | | | | | | | | | | | | | | | | | | | | | | | | |
| LAP 164 | 23 | 7 | 46 | 99 | 63 | 20 | 11 | 18' | 75' | 77' | 70' | 51' | 8' | 41' | 17' | 44' | 52' | 33' | 4' | 5' | 59' | 66' | 35' | 25' | 78' | 32' | 15' | 100' | 16' | 1' | 56' | 34' | 42' | 2' | | | | | | | | | | | | | | | | | | | | | | | | |
| LAP 165 | 23 | 7 | 46 | 99 | 63 | .20 | 11 | 18' | 75' | 77' | 70' | 51' | 8' | 17' | 41' | 44' | 52' | 33' | 4' | 5' | 59' | 66' | 35' | 25' | 78' | 32' | 15' | 16' | 100' | 1' | 56' | 34' | 42' | 2' | | | | | | | | | | | | | | | | | | | | | | | | |
| LAP 166 | 23 | 7 | 46 | 99 | .63 | 11 | 20' | 18' | 75' | 77' | 51' | 70' | 8' | 17' | 41' | 44' | 52' | 33' | 4' | 5' | 59' | 66' | 35' | 25' | 78' | 32' | 15' | 16' | 100' | 1' | 56' | | | | | | | | | | | | | | | | | | | | | | | | | | | | | |
| LAP 167 | 23 | 7 | 46 | 99 | 11 | 20 | 63' | 18' | 75' | 77' | 51' | 70' | 8' | 17' | 41' | 44' | 52' | 33' | 4' | 5' | 59' | 66' | 35' | 25' | 78' | 32' | 15' | 16' | 100' | | | | | | | | | | | | | | | | | | | | | | | | | | | | | | | |
| LAP 168 | 23 | 7 | 46 | 99 | 11 | 20 | 63' | 18' | 75' | 77' | 51' | 70' | 8' | 17' | 41' | 44' | 52' | 33' | 4' | 5' | 59' | 66' | 35' | | | | | | | | | | | | | | | | | | | | | | | | | | | | | | | | | | | |
| LAP 169 | 23 | 7 | 46 | 99 | 11 | 63 | 20' | 18' | 75' | 51' | 70' | 8' | 77' | 17' | 41' | | | | | | | | | | | | | | | | | | | | | | | | | | | | | | | | | | | | | | | | | | | |
| LAP 170 | 23 | 7 | 46 | 99 | 11 | 63 | 20' | 18' | 75' | 51' | 70' | | | | | | | | | | | | | | | | | | | | | | | | | | | | | | | | | | | | | | | | | | | | | | |
| LAP 171 | 23 | 7 | 46 | 99 | 11 | | | | | | | | | | | | | | | | | | | | | | | | | | | | | | | | | | | | | | | | | | | | | | | | | | | | | |

. - PIT STOP  ' - LAP BEHIND

# Blancpain Endurance Series

## Lap analysis Race

Provisional

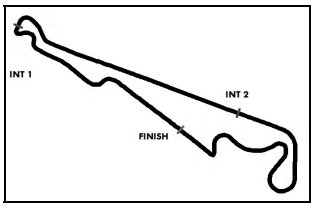


Circuit Paul Ricard Short, Length: 5791 m
Air temperature: 19.6°C
Track temperature: 20.3°C
Weather condition: Dry

Saturday 20.6.2015 17:00

## Lap analysis: Race

**1** Rast, DEU/ Rockenfeller, DEU/ Vanthoor, BEL , **theoretical besttime: 1:58.565**

| Lap | Time | SE1 | SP1 | SE2 | SP2 | SE3 | SP3 |
|---|---|---|---|---|---|---|---|
| 1 | 3:43.756 | 43.031 | 95 | 58.703 | 101 | 2:02.022 | |
| 2 | 2:21.739 | | | | 284 | 1:08.484 | |
| 3 | 3:18.324 | 49.924 | 87 | 52.515 | 176 | 1:35.885 | |
| 4 | 1:59.505 | 36.435 | 102 | ***30.047*** | 282 | 53.023 | |
| 5 | 1:59.612 | 36.174 | 103 | 30.216 | 282 | 53.222 | |
| 6 | ***1:59.024*** | 36.003 | 102 | 30.054 | 283 | 52.967 | |
| 7 | 1:59.588 | 35.984 | 103 | 30.210 | 283 | 53.394 | |
| 8 | 2:00.220 | 36.290 | 95 | 30.480 | ***285*** | 53.450 | |
| 9 | 1:59.165 | 35.986 | ***105*** | 30.124 | 283 | 53.055 | |
| 10 | 1:59.458 | 36.044 | 103 | 30.129 | 281 | 53.285 | |
| 11 | 2:00.416 | 36.567 | 103 | 30.303 | 283 | 53.546 | |
| 12 | 1:59.339 | 36.108 | 103 | 30.153 | 281 | 53.078 | |
| 13 | 1:59.588 | 36.127 | 103 | 30.263 | 281 | 53.198 | |
| 14 | 1:59.518 | 36.146 | 101 | 30.088 | 284 | 53.284 | |
| 15 | 2:00.497 | 36.117 | 102 | 30.296 | 281 | 54.084 | |
| 16 | 1:59.939 | 36.038 | 101 | 30.469 | 277 | 53.432 | |
| 17 | 2:00.782 | 37.043 | 98 | 30.331 | 283 | 53.408 | |
| 18 | 2:01.332 | 36.882 | 95 | 30.864 | 278 | 53.586 | |
| 19 | 1:59.875 | 36.162 | 101 | 30.318 | 280 | 53.395 | |
| 20 | 2:36.958 | 36.206 | 100 | 47.420 | 134 | 1:13.332 | |
| 21 | 10:30.796 | 9:03.657 | 96 | 31.031 | 273 | 56.108 | |
| 22 | 2:01.986 | 37.181 | 98 | 30.791 | 277 | 54.014 | |
| 23 | 2:04.574 | 38.345 | 96 | 31.060 | 278 | 55.169 | |
| 24 | 2:04.634 | 38.862 | 97 | 30.865 | 278 | 54.907 | |
| 25 | 2:01.781 | 36.763 | 98 | 30.687 | 276 | 54.331 | |
| 26 | 2:03.410 | 38.173 | 97 | 30.714 | 278 | 54.523 | |
| 27 | 2:04.636 | 39.002 | 99 | 30.700 | 281 | 54.934 | |
| 28 | 2:00.965 | 36.534 | 97 | 30.615 | 276 | 53.816 | |
| 29 | 2:04.339 | 38.141 | 96 | 30.706 | 281 | 55.492 | |
| 30 | 2:02.574 | 37.191 | 98 | 30.765 | 276 | 54.618 | |
| 31 | 2:01.761 | 37.276 | 97 | 30.611 | 280 | 53.874 | |
| 32 | 2:00.638 | 36.405 | 99 | 30.656 | 276 | 53.577 | |
| 33 | 2:00.736 | 36.513 | 98 | 30.625 | 277 | 53.598 | |
| 34 | 2:00.587 | 36.398 | 95 | 30.507 | 278 | 53.682 | |
| 35 | 2:11.325 | 36.857 | 96 | 34.024 | 247 | 1:00.444 | |
| 36 | 2:51.507 | 55.211 | 51 | 57.221 | 262 | 59.075 | |
| 37 | 2:12.881 | 39.362 | 89 | 36.225 | 242 | 57.294 | |
| 38 | 2:37.523 | 39.140 | 92 | 35.939 | 212 | 1:22.444 | |
| 39 | 2:59.943 | 59.665 | 91 | 53.057 | 219 | 1:07.221 | |
| 40 | 2:40.151 | 43.793 | 94 | 57.726 | 216 | 58.632 | |
| 41 | 2:20.812 | 43.457 | 101 | 39.064 | 219 | 58.291 | |
| 42 | 2:22.212 | 46.476 | 102 | 37.772 | 244 | 57.964 | |
| 43 | 2:32.774 | 40.981 | 100 | 37.125 | 230 | 1:14.668 | |
| 44 | 2:04.384 | 37.594 | 97 | 30.840 | 275 | 55.950 | |
| 45 | 2:02.420 | 37.769 | 89 | 30.784 | 276 | 53.867 | |
| 46 | 2:01.417 | 36.280 | 95 | 30.347 | 279 | 54.790 | |
| 47 | 2:00.225 | 36.231 | 98 | 30.486 | 276 | 53.508 | |
| 48 | 2:11.264 | 37.313 | 99 | 30.675 | 277 | 1:03.276 | |
| 49 | 3:35.227 | 2:10.249 | 98 | 30.590 | 280 | 54.388 | |
| 50 | 2:02.797 | 37.123 | 100 | 30.579 | 278 | 55.095 | |
| 51 | 2:01.021 | 37.127 | 101 | 30.516 | 276 | 53.378 | |
| 52 | 2:00.171 | 36.225 | 101 | 30.267 | 283 | 53.679 | |
| 53 | 1:59.428 | 36.007 | 96 | 30.187 | 281 | 53.234 | |
| 54 | 2:00.637 | 36.470 | 102 | 30.283 | 281 | 53.884 | |
| 55 | 1:59.780 | 36.451 | 101 | 30.363 | 278 | 52.966 | |
| 56 | 1:59.494 | ***35.728*** | 103 | 30.370 | 278 | 53.396 | |
| 57 | 1:59.542 | 36.012 | 105 | 30.349 | 280 | 53.181 | |
| 58 | 2:00.694 | 36.833 | 101 | 30.371 | 281 | 53.490 | |
| 59 | 2:01.088 | 37.245 | 103 | 30.258 | 280 | 53.585 | |
| 85 | 2:00.634 | 36.219 | 99 | 30.324 | 278 | 54.091 | |
| 86 | 2:01.195 | 36.367 | 98 | 30.542 | 276 | 54.286 | |
| 87 | 2:00.373 | 36.386 | 94 | 30.446 | 276 | 53.541 | |
| 88 | 2:02.431 | 36.801 | 101 | 30.492 | 276 | 55.138 | |
| 89 | 2:12.986 | 38.190 | 96 | 34.535 | 185 | 1:00.261 | |
| 90 | 2:06.125 | 37.431 | 96 | 32.376 | 254 | 56.318 | |
| 91 | 2:55.397 | 37.582 | 94 | 36.570 | 113 | 1:41.245 | |
| 92 | 3:25.806 | 57.352 | 97 | 1:07.040 | 73 | 1:21.414 | |
| 93 | 2:03.077 | 37.457 | 98 | 30.330 | 283 | 55.290 | |
| 94 | 2:03.623 | 37.145 | 97 | 30.740 | 280 | 55.738 | |
| 95 | 2:03.128 | 37.150 | 95 | 30.657 | 278 | 55.321 | |
| 96 | 2:00.660 | 36.564 | 98 | 30.509 | 277 | 53.587 | |
| 97 | 2:00.178 | 36.251 | 99 | 30.289 | 281 | 53.638 | |
| 98 | 2:02.489 | 36.528 | 98 | 30.385 | 278 | 55.576 | |
| 99 | 2:01.808 | 36.710 | 99 | 30.559 | 281 | 54.539 | |
| 100 | 2:04.663 | 38.042 | 98 | 30.935 | 281 | 55.686 | |
| 101 | 2:02.880 | 38.774 | 97 | 30.891 | 276 | 53.215 | |
| 102 | 2:00.392 | 36.325 | 98 | 30.528 | 276 | 53.539 | |
| 103 | 2:01.647 | 36.961 | 101 | 30.285 | 281 | 54.401 | |
| 104 | 2:00.157 | 36.321 | 98 | 30.455 | 278 | 53.381 | |
| 105 | 2:00.700 | 36.432 | 99 | 30.385 | 278 | 53.883 | |
| 106 | 2:01.362 | 36.443 | 99 | 30.435 | 277 | 54.484 | |
| 107 | 2:00.899 | 36.580 | 100 | 30.693 | 276 | 53.626 | |
| 108 | 2:11.619 | 36.404 | 99 | 30.397 | 276 | 1:04.818 | |
| 109 | 3:32.021 | 2:08.330 | 100 | 30.578 | 274 | 53.113 | |
| 110 | 2:00.315 | 36.626 | 101 | 30.567 | 273 | 53.122 | |
| 111 | 1:59.535 | 35.917 | 100 | 30.462 | 276 | 53.156 | |
| 112 | 2:02.334 | 37.190 | 99 | 30.504 | 275 | 54.640 | |
| 113 | 2:01.850 | 36.997 | 99 | 30.595 | 278 | 54.258 | |
| 114 | 2:00.111 | 35.932 | 99 | 30.479 | 276 | 53.700 | |
| 115 | 2:00.319 | 36.229 | 99 | 30.527 | 275 | 53.563 | |
| 116 | 2:01.881 | 36.987 | 94 | 30.549 | 276 | 54.345 | |
| 117 | 2:00.154 | 36.101 | 98 | 30.730 | 276 | 53.323 | |
| 118 | 2:00.198 | 36.027 | 99 | 30.459 | 278 | 53.712 | |
| 119 | 2:00.437 | 36.281 | 99 | 30.535 | 275 | 53.621 | |
| 120 | 2:00.873 | 36.665 | 99 | 30.685 | 273 | 53.523 | |
| 121 | 2:02.236 | 37.298 | 97 | 30.628 | 278 | 54.310 | |
| 122 | 2:00.947 | 36.752 | 99 | 30.566 | 276 | 53.629 | |
| 123 | 2:00.321 | 36.130 | 98 | 30.592 | 276 | 53.599 | |
| 124 | 2:01.268 | 36.434 | 95 | 30.741 | 275 | 54.093 | |
| 125 | 1:59.921 | 36.119 | 99 | 30.568 | 275 | 53.234 | |
| 126 | 2:00.702 | 36.315 | 97 | 30.641 | 277 | 53.746 | |
| 127 | 2:00.397 | 36.246 | 98 | 30.768 | 275 | 53.383 | |
| 128 | 1:59.916 | 35.941 | 100 | 30.652 | 275 | 53.323 | |
| 129 | 2:00.093 | 36.030 | 98 | 30.698 | 274 | 53.365 | |
| 130 | 2:00.106 | 36.086 | 99 | 30.684 | 275 | 53.336 | |
| 131 | 2:01.245 | 36.209 | 98 | 30.742 | 276 | 54.294 | |
| 132 | 2:00.928 | 36.648 | 95 | 30.653 | 280 | 53.627 | |
| 133 | 2:01.573 | 36.429 | 100 | 31.106 | 278 | 54.038 | |
| 134 | 2:00.236 | 36.156 | 99 | 30.790 | 274 | 53.290 | |
| 135 | 2:01.071 | 36.531 | 92 | 30.890 | 277 | 53.650 | |
| 136 | 2:09.857 | 36.053 | 98 | 30.481 | 276 | 1:03.323 | |
| 137 | 3:34.311 | 2:09.707 | 99 | 30.839 | 273 | 53.765 | |
| 138 | 1:59.903 | 35.968 | 100 | 30.646 | 275 | 53.289 | |
| 139 | 2:02.370 | 36.328 | 97 | 31.371 | 278 | 54.671 | |
| 140 | 1:59.807 | 35.981 | 99 | 30.608 | 274 | 53.218 | |
| 141 | 2:00.392 | 36.048 | 99 | 30.760 | 275 | 53.584 | |
| 142 | 2:00.904 | 36.932 | 100 | 30.462 | 277 | 53.510 | |
| 143 | 1:59.610 | 35.871 | 97 | 30.477 | 277 | 53.262 | |

# Blancpain Endurance Series

## Lap analysis Race

Provisional

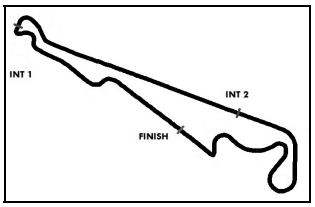


Circuit Paul Ricard Short, Length: 5791 m
Air temperature: 19.6°C
Track temperature: 20.3°C
Weather condition: Dry

Saturday 20.6.2015 17:00

## Lap analysis: Race

| Lap | Time | SE1 | SP1 | SE2 | SP2 | SE3 | SP3 | Lap | Time | SE1 | SP1 | SE2 | SP2 | SE3 | SP3 |
|---|---|---|---|---|---|---|---|---|---|---|---|---|---|---|---|
| 60 | 2:00.088 | 36.038 | 102 | 30.107 | 284 | 53.943 | | 144 | 1:59.685 | 35.790 | 98 | 30.468 | 277 | 53.427 | |
| 61 | 2:01.941 | 36.553 | 100 | 30.434 | 281 | 54.954 | | 145 | 1:59.645 | 36.058 | 100 | 30.532 | 276 | 53.055 | |
| 62 | 1:59.878 | 36.229 | 97 | 30.449 | 278 | 53.200 | | 146 | 2:00.208 | 35.928 | 99 | 30.358 | 276 | 53.922 | |
| 63 | 1:59.142 | 35.858 | 101 | 30.412 | 277 | 52.872 | | 147 | 1:59.816 | 35.978 | 99 | 30.501 | 276 | 53.337 | |
| 64 | 1:59.974 | 35.744 | 102 | 30.707 | 278 | 53.523 | | 148 | 1:59.538 | 36.065 | 99 | 30.444 | 276 | 53.029 | |
| 65 | 1:59.836 | 36.035 | 102 | 30.502 | 278 | 53.299 | | 149 | 1:59.697 | 36.020 | 97 | 30.544 | 277 | 53.133 | |
| 66 | 1:59.752 | 36.411 | 97 | 30.453 | 278 | 52.888 | | 150 | 2:00.742 | 35.934 | 97 | 30.415 | 278 | 54.393 | |
| 67 | 2:00.303 | 36.169 | 99 | 30.355 | 278 | 53.779 | | 151 | 2:02.946 | 36.800 | 98 | 30.833 | 280 | 55.313 | |
| 68 | 1:59.862 | 36.061 | 100 | 30.446 | 276 | 53.355 | | 152 | 2:00.462 | 36.306 | 97 | 30.530 | 276 | 53.626 | |
| 69 | 2:00.145 | 36.340 | 101 | 30.447 | 275 | 53.358 | | 153 | 1:59.439 | 35.845 | 100 | 30.475 | 277 | 53.119 | |
| 70 | 2:00.514 | 36.389 | 99 | 30.474 | 279 | 53.651 | | 154 | 2:00.277 | 35.971 | 98 | 30.354 | 279 | 53.952 | |
| 71 | 2:00.393 | 36.385 | 95 | 30.419 | 278 | 53.589 | | 155 | 2:00.372 | 35.869 | 99 | 30.348 | 277 | 54.155 | |
| 72 | 2:00.053 | 36.341 | 102 | 30.433 | 276 | 53.279 | | 156 | 2:00.357 | 36.227 | 93 | 30.487 | 277 | 53.643 | |
| 73 | 2:00.256 | 36.205 | 98 | 30.373 | 276 | 53.678 | | 157 | 1:59.740 | 35.923 | 97 | 30.460 | 277 | 53.357 | |
| 74 | 2:00.643 | 36.535 | 101 | 30.485 | 277 | 53.623 | | 158 | 2:00.114 | 36.261 | 97 | 30.472 | 277 | 53.381 | |
| 75 | 2:00.609 | 36.522 | 101 | 30.406 | 279 | 53.681 | | 159 | 2:01.150 | 35.855 | 96 | 31.194 | 262 | 54.101 | |
| 76 | 2:00.581 | 36.556 | 101 | 30.472 | 278 | 53.553 | | 160 | 1:59.739 | 36.008 | 94 | 30.121 | 282 | 53.610 | |
| 77 | 2:00.508 | 36.371 | 98 | 30.352 | 280 | 53.785 | | 161 | 2:00.872 | 35.811 | 96 | 30.549 | 278 | 54.512 | |
| 78 | 2:00.545 | 36.636 | 101 | 30.402 | 278 | 53.507 | | 162 | 1:59.891 | 35.861 | 95 | 30.330 | 279 | 53.700 | |
| 79 | 2:11.072 | 36.488 | 101 | 30.395 | 277 | 1:04.189 | | 163 | 2:00.105 | 36.193 | 97 | 30.414 | 277 | 53.498 | |
| 80 | 3:33.941 | 2:08.749 | 99 | 30.626 | 276 | 54.566 | | 164 | 2:00.535 | 36.141 | 97 | 30.391 | 280 | 54.003 | |
| 81 | 2:00.505 | 36.847 | 99 | 30.510 | 275 | 53.148 | | 165 | 2:00.486 | 36.189 | 98 | 30.387 | 278 | 53.910 | |
| 82 | 2:00.350 | 36.189 | 95 | 30.535 | 275 | 53.626 | | 166 | 2:03.078 | 37.090 | 95 | 30.887 | 278 | 55.101 | |
| 83 | 1:59.799 | 36.500 | 95 | 30.412 | 276 | 52.887 | | | | | | | | | |
| 84 | 1:59.238 | 36.016 | 99 | 30.432 | 276 | ***52.790*** | | | | | | | | | |

**2** Frijns, NLD/ Müller, DEU/ Vernay, FRA , **theoretical besttime: 1:58.877**

| | | | | | | | | | | | | | |
|---|---|---|---|---|---|---|---|---|---|---|---|---|---|
| 1 | 3:49.366 | 48.304 | 102 | 1:02.927 | 76 | 1:58.135 | 84 | 2:01.106 | 36.634 | 101 | 30.595 | 275 | 53.877 |
| 2 | 2:29.282 | 39.430 | 99 | 31.549 | ***286*** | 1:18.303 | 85 | 2:00.990 | 36.463 | 99 | 30.329 | 277 | 54.198 |
| 3 | 3:15.085 | 51.065 | 93 | 52.853 | 177 | 1:31.167 | 86 | 2:02.025 | 37.244 | 100 | 30.495 | 276 | 54.286 |
| 4 | 2:01.782 | 37.043 | 100 | 30.437 | 281 | 54.302 | 87 | 2:00.668 | 36.332 | 100 | 30.368 | 276 | 53.968 |
| 5 | 2:02.140 | 36.956 | 100 | ***30.189*** | 283 | 54.995 | 88 | 2:00.878 | 36.342 | 100 | 30.470 | 276 | 54.066 |
| 6 | 2:01.121 | 37.181 | 101 | 30.246 | 281 | 53.694 | 89 | 2:01.376 | 36.976 | 102 | 30.533 | 272 | 53.867 |
| 7 | 2:01.054 | 37.177 | 101 | 30.296 | 276 | 53.581 | 90 | 1:59.782 | 36.302 | 100 | 30.516 | 272 | ***52.964*** |
| 8 | 2:00.582 | 36.424 | 99 | 30.307 | 281 | 53.851 | 91 | 2:00.868 | 36.601 | 98 | 30.585 | 273 | 53.682 |
| 9 | 2:02.938 | 37.683 | 100 | 30.534 | 285 | 54.721 | 92 | 2:01.980 | 36.428 | 99 | 30.514 | 272 | 55.038 |
| 10 | 2:01.527 | 36.708 | 100 | 30.464 | 280 | 54.355 | 93 | 2:12.660 | 38.001 | 100 | 31.311 | 270 | 1:03.348 |
| 11 | 2:02.439 | 37.057 | 97 | 30.353 | 281 | 55.029 | 94 | 2:08.143 | 40.042 | 97 | 31.368 | 273 | 56.733 |
| 12 | 2:01.977 | 36.957 | 99 | 30.318 | 281 | 54.702 | 95 | 2:37.577 | 38.241 | 97 | 31.226 | 272 | 1:28.110 |
| 13 | 2:01.727 | 37.052 | 88 | 30.579 | 281 | 54.096 | 96 | 3:23.714 | 58.259 | 96 | 1:04.532 | 82 | 1:20.923 |
| 14 | 2:00.570 | 36.223 | 102 | 30.552 | 278 | 53.795 | 97 | 2:02.911 | 37.774 | 94 | 30.551 | 275 | 54.586 |
| 15 | 2:00.994 | 36.246 | 100 | 30.597 | 275 | 54.151 | 98 | 2:04.983 | 37.615 | 97 | 32.072 | 274 | 55.296 |
| 16 | 2:00.579 | 36.458 | 100 | 30.434 | 276 | 53.687 | 99 | 2:02.649 | 36.889 | 99 | 30.743 | 278 | 55.017 |
| 17 | 2:01.632 | 36.912 | 100 | 31.051 | 278 | 53.669 | 100 | 2:05.267 | 38.854 | 95 | 30.671 | 277 | 55.742 |
| 18 | 2:01.838 | 36.138 | 102 | 30.595 | 276 | 55.105 | 101 | 2:00.293 | 36.182 | 100 | 30.500 | 276 | 53.611 |
| 19 | 2:00.761 | 36.263 | ***103*** | 30.405 | 278 | 54.093 | 102 | 1:59.849 | 36.122 | 99 | 30.402 | 274 | 53.325 |
| 20 | 2:01.322 | 36.593 | 100 | 30.644 | 275 | 54.085 | 103 | 2:00.152 | 36.224 | 100 | 30.474 | 275 | 53.454 |
| 21 | 2:00.631 | 36.267 | 102 | 30.412 | 278 | 53.952 | 104 | 2:15.752 | 38.184 | 94 | 32.071 | 263 | 1:05.497 |
| 22 | 2:02.035 | 37.096 | 89 | 30.818 | 271 | 54.121 | 105 | 12:45.944 | 11:19.160 | 97 | 30.768 | 271 | 56.016 |
| 23 | 2:01.595 | 36.354 | 100 | 30.573 | 276 | 54.668 | 106 | 2:02.702 | 36.796 | 99 | 30.718 | 271 | 55.188 |
| 24 | 2:01.150 | 36.655 | 101 | 30.616 | 278 | 53.879 | 107 | 2:01.914 | 36.659 | 99 | 30.564 | 272 | 54.691 |
| 25 | 2:01.200 | 36.785 | 100 | 30.482 | 273 | 53.933 | 108 | 2:02.730 | 37.945 | 98 | 30.715 | 273 | 54.070 |
| 26 | 2:00.878 | 36.477 | 100 | 30.412 | 276 | 53.989 | 109 | 2:01.248 | 35.962 | 100 | 30.594 | 271 | 54.692 |
| 27 | 2:01.488 | 36.508 | 100 | 30.511 | 275 | 54.469 | 110 | 2:00.705 | 36.160 | 98 | 30.611 | 271 | 53.934 |
| 28 | 2:05.019 | 37.118 | 100 | 30.891 | 273 | 57.010 | 111 | 2:00.462 | 36.176 | 99 | 30.507 | 271 | 53.779 |
| 29 | 2:38.549 | 37.802 | 97 | 32.868 | 186 | 1:27.879 | 112 | 2:00.549 | 36.480 | 98 | 30.625 | 272 | 53.444 |
| 30 | 3:15.521 | 1:50.971 | 101 | 30.570 | 273 | 53.980 | 113 | 2:02.272 | 37.003 | 91 | 30.717 | 268 | 54.552 |
| 31 | 2:01.157 | 36.747 | 101 | 30.994 | 273 | 53.416 | 114 | 2:10.725 | 36.184 | 98 | 30.762 | 269 | 1:03.779 |
| 32 | 2:03.198 | 37.067 | 101 | 30.758 | 279 | 55.373 | 115 | 2:20.032 | 55.108 | 99 | 30.842 | 269 | 54.082 |
| 33 | 2:01.733 | 36.700 | 99 | 31.413 | 270 | 53.620 | 116 | 2:01.061 | 36.038 | 98 | 30.757 | 270 | 54.266 |

# Blancpain Endurance Series

## Lap analysis Race

Provisional

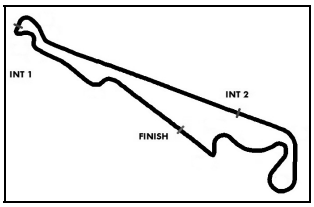


Circuit Paul Ricard Short, Length: 5791 m
Air temperature: 19.6°C
Track temperature: 20.3°C
Weather condition: Dry

Saturday 20.6.2015 17:00

## Lap analysis: Race

| Lap | Time | SE1 | SP1 | SE2 | SP2 | SE3 | SP3 | Lap | Time | SE1 | SP1 | SE2 | SP2 | SE3 | SP3 |
|---|---|---|---|---|---|---|---|---|---|---|---|---|---|---|---|
| 34 | 2:02.142 | 36.828 | 99 | 30.576 | 277 | 54.738 | | 117 | 2:00.545 | 36.127 | 97 | 30.547 | 273 | 53.871 | |
| 35 | 2:00.846 | 36.553 | 101 | 30.785 | 275 | 53.508 | | 118 | 2:00.560 | 35.983 | 99 | 30.599 | 270 | 53.978 | |
| 36 | 2:01.878 | 36.806 | 100 | 30.542 | 274 | 54.530 | | 119 | 1:59.956 | 35.777 | 100 | 30.602 | 271 | 53.577 | |
| 37 | 2:01.432 | 37.500 | 94 | 30.566 | 275 | 53.366 | | 120 | 2:01.389 | 36.360 | 99 | 30.651 | 267 | 54.378 | |
| 38 | 2:05.178 | 37.839 | 99 | 30.436 | 278 | 56.903 | | 121 | 2:00.303 | 35.977 | 99 | 30.606 | 270 | 53.720 | |
| 39 | 2:17.566 | 40.829 | 86 | 38.188 | 225 | 58.549 | | 122 | 2:00.395 | 35.971 | 96 | 30.729 | 269 | 53.695 | |
| 40 | 2:20.113 | 38.730 | 97 | 43.094 | 214 | 58.289 | | 123 | 2:00.345 | 35.926 | 100 | 30.720 | 269 | 53.699 | |
| 41 | 2:16.307 | 46.810 | 92 | 32.182 | 271 | 57.315 | | 124 | 2:01.024 | 35.883 | 98 | 30.458 | 275 | 54.683 | |
| 42 | 2:11.870 | 38.987 | 97 | 31.754 | 272 | 1:01.129 | | 125 | 2:00.163 | 35.953 | 97 | 30.589 | 271 | 53.621 | |
| 43 | 2:56.464 | 1:01.505 | 96 | 56.537 | 255 | 58.422 | | 126 | 2:00.613 | 35.791 | 98 | 30.586 | 274 | 54.236 | |
| 44 | 2:47.075 | 49.576 | 97 | 58.704 | 204 | 58.795 | | 127 | 2:00.338 | 35.860 | 98 | 30.650 | 271 | 53.828 | |
| 45 | 2:18.764 | 39.470 | 92 | 38.110 | 192 | 1:01.184 | | 128 | 1:59.985 | 35.878 | 99 | 30.722 | 271 | 53.385 | |
| 46 | 2:17.806 | 39.637 | 95 | 34.758 | 163 | 1:03.411 | | 129 | 2:04.257 | 36.692 | 100 | 30.675 | 273 | 56.890 | |
| 47 | 2:19.362 | 37.837 | 95 | 33.067 | 230 | 1:08.458 | | 130 | 2:15.136 | 37.055 | 96 | 31.109 | 268 | 1:06.972 | |
| 48 | 2:02.104 | 37.301 | 94 | 30.811 | 273 | 53.992 | | 131 | 3:55.883 | 2:30.894 | 98 | 30.785 | 271 | 54.204 | |
| 49 | 2:02.488 | 36.560 | 98 | 30.600 | 278 | 55.328 | | 132 | 1:59.731 | 35.802 | 99 | 30.696 | 271 | 53.233 | |
| 50 | 2:02.810 | 37.475 | 100 | 31.120 | 269 | 54.215 | | 133 | 2:02.521 | 37.912 | 98 | 30.853 | 274 | 53.756 | |
| 51 | 2:00.613 | 36.568 | 100 | 30.437 | 273 | 53.608 | | 134 | 2:00.099 | 35.889 | 99 | 30.498 | 273 | 53.712 | |
| 52 | 2:01.068 | 36.788 | 99 | 30.587 | 273 | 53.693 | | 135 | 2:00.447 | 36.401 | 97 | 30.653 | 271 | 53.393 | |
| 53 | 2:00.515 | 36.185 | 100 | 30.515 | 275 | 53.815 | | 136 | 2:00.468 | 35.901 | 100 | 30.557 | 273 | 54.010 | |
| 54 | 2:03.617 | 37.855 | 88 | 30.704 | 281 | 55.058 | | 137 | 2:00.425 | 35.892 | 100 | 30.536 | 274 | 53.997 | |
| 55 | 2:17.863 | 37.732 | 102 | 31.129 | 219 | 1:09.002 | | 138 | 1:59.741 | ***35.724*** | 99 | 30.779 | 271 | 53.238 | |
| 56 | 3:14.721 | 1:49.611 | 101 | 30.761 | 274 | 54.349 | | 139 | 2:00.048 | 35.751 | 98 | 30.934 | 271 | 53.363 | |
| 57 | 2:00.788 | 36.667 | 100 | 30.366 | 278 | 53.755 | | 140 | ***1:59.546*** | 35.731 | 101 | 30.348 | 273 | 53.467 | |
| 58 | 2:00.998 | 36.371 | 101 | 30.432 | 275 | 54.195 | | 141 | 2:02.153 | 36.256 | 95 | 30.448 | 278 | 55.449 | |
| 59 | 2:01.641 | 37.129 | 97 | 30.527 | 279 | 53.985 | | 142 | 2:00.168 | 36.023 | 99 | 30.564 | 273 | 53.581 | |
| 60 | 2:00.507 | 36.562 | 102 | 30.485 | 273 | 53.460 | | 143 | 2:01.454 | 36.380 | 97 | 30.634 | 273 | 54.440 | |
| 61 | 2:00.130 | 36.041 | 102 | 30.404 | 276 | 53.685 | | 144 | 2:00.506 | 35.883 | 99 | 30.691 | 273 | 53.932 | |
| 62 | 2:00.063 | 36.121 | 102 | 30.494 | 273 | 53.448 | | 145 | 2:00.203 | 35.952 | 99 | 30.356 | 273 | 53.895 | |
| 63 | 2:00.616 | 36.287 | 102 | 30.387 | 276 | 53.942 | | 146 | 1:59.907 | 35.931 | 100 | 30.401 | 273 | 53.575 | |
| 64 | 2:01.446 | 36.520 | 101 | 30.367 | 276 | 54.559 | | 147 | 2:00.317 | 35.869 | 99 | 30.432 | 273 | 54.016 | |
| 65 | 2:01.445 | 36.466 | 101 | 30.452 | 276 | 54.527 | | 148 | 2:01.522 | 36.165 | 100 | 30.557 | 274 | 54.800 | |
| 66 | 2:01.107 | 36.486 | 101 | 30.651 | 275 | 53.970 | | 149 | 2:01.581 | 36.846 | 97 | 30.432 | 274 | 54.303 | |
| 67 | 2:00.736 | 36.441 | 92 | 30.612 | 275 | 53.683 | | 150 | 2:02.378 | 37.682 | 95 | 30.780 | 273 | 53.916 | |
| 68 | 2:02.916 | 36.230 | 96 | 30.700 | 283 | 55.986 | | 151 | 2:00.989 | 36.055 | 99 | 30.391 | 271 | 54.543 | |
| 69 | 2:02.242 | 37.365 | 92 | 30.575 | 276 | 54.302 | | 152 | 2:01.235 | 36.573 | 90 | 30.775 | 274 | 53.887 | |
| 70 | 2:00.680 | 36.495 | 102 | 30.470 | 274 | 53.715 | | 153 | 2:01.688 | 37.299 | 99 | 30.494 | 273 | 53.895 | |
| 71 | 2:00.618 | 36.274 | 102 | 30.305 | 275 | 54.039 | | 154 | 2:00.590 | 36.163 | 99 | 30.557 | 272 | 53.870 | |
| 72 | 2:02.441 | 37.105 | 89 | 30.204 | 285 | 55.132 | | 155 | 2:10.297 | 36.064 | 98 | 30.383 | 274 | 1:03.850 | |
| 73 | 2:01.154 | 36.591 | 100 | 30.493 | 273 | 54.070 | | 156 | 2:42.821 | 1:17.942 | 95 | 30.614 | 271 | 54.265 | |
| 74 | 2:00.659 | 36.390 | 102 | 30.491 | 273 | 53.778 | | 157 | 2:00.748 | 36.114 | 97 | 30.499 | 271 | 54.135 | |
| 75 | 2:00.639 | 36.544 | 102 | 30.414 | 274 | 53.681 | | 158 | 2:00.812 | 36.138 | 100 | 30.430 | 273 | 54.244 | |
| 76 | 2:00.558 | 36.432 | 102 | 30.507 | 275 | 53.619 | | 159 | 2:00.974 | 36.628 | 99 | 30.395 | 274 | 53.951 | |
| 77 | 2:01.552 | 36.454 | 100 | 30.695 | 278 | 54.403 | | 160 | 2:00.542 | 36.148 | 92 | 30.340 | 274 | 54.054 | |
| 78 | 2:01.415 | 36.729 | 101 | 30.390 | 278 | 54.296 | | 161 | 2:01.321 | 36.902 | 97 | 30.354 | 273 | 54.065 | |
| 79 | 2:15.158 | 37.149 | 100 | 30.475 | 277 | 1:07.534 | | 162 | 2:00.392 | 36.153 | 98 | 30.498 | 271 | 53.741 | |
| 80 | 3:16.256 | 1:51.700 | 98 | 30.725 | 276 | 53.831 | | 163 | 2:00.142 | 35.918 | 99 | 30.449 | 271 | 53.775 | |
| 81 | 2:00.408 | 36.600 | 99 | 30.533 | 275 | 53.275 | | 164 | 2:00.071 | 35.910 | 97 | 30.478 | 273 | 53.683 | |
| 82 | 2:02.227 | 36.356 | 100 | 31.308 | 277 | 54.563 | | 165 | 2:00.859 | 35.963 | 99 | 30.270 | 277 | 54.626 | |
| 83 | 2:03.170 | 37.905 | 102 | 30.543 | 276 | 54.722 | | | | | | | | | |

**3** Richelmi, MCO/ Stippler, DEU/ Ortelli, MCO , **theoretical besttime: 1:59.220**

| | | | | | | | | | | | | | |
|---|---|---|---|---|---|---|---|---|---|---|---|---|---|
| 1 | 3:49.370 | 48.636 | 89 | 1:03.820 | 80 | 1:56.914 | 82 | 2:01.701 | 36.626 | 102 | 30.288 | 280 | 54.787 |
| 2 | 2:34.286 | 39.876 | 98 | 31.959 | 273 | 1:22.451 | 83 | 2:10.987 | 36.400 | 102 | 30.384 | 276 | 1:04.203 |
| 3 | 3:13.948 | 52.709 | 94 | 51.847 | 216 | 1:29.392 | 84 | 3:20.659 | 1:55.767 | 102 | 30.582 | 272 | 54.310 |
| 4 | 2:01.136 | 36.888 | 99 | 30.421 | 278 | 53.827 | 85 | 2:00.113 | 36.387 | 100 | 30.459 | 271 | 53.267 |
| 5 | 2:01.515 | 36.867 | 100 | 30.385 | 281 | 54.263 | 86 | 2:00.213 | 36.345 | 98 | 30.391 | 272 | 53.477 |
| 6 | 2:03.496 | 37.465 | 99 | 30.238 | 278 | 55.793 | 87 | 2:01.636 | 36.379 | 102 | 31.142 | 275 | 54.115 |
| 7 | 2:01.128 | 36.771 | 100 | 30.285 | 278 | 54.072 | 88 | 2:00.595 | 36.765 | 97 | 30.425 | 275 | 53.405 |
| 8 | 2:01.342 | 36.515 | 98 | ***30.196*** | 281 | 54.631 | 89 | 2:03.760 | 39.042 | 88 | 31.093 | 271 | 53.625 |

# Blancpain Endurance Series

## Lap analysis Race

Provisional

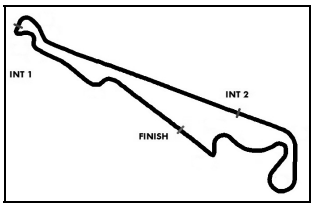


Circuit Paul Ricard Short, Length: 5791 m
Air temperature: 19.6°C
Track temperature: 20.3°C
Weather condition: Dry

Saturday 20.6.2015 17:00

## Lap analysis: Race

| Lap | Time | SE1 | SP1 | SE2 | SP2 | SE3 | SP3 | Lap | Time | SE1 | SP1 | SE2 | SP2 | SE3 | SP3 |
|---|---|---|---|---|---|---|---|---|---|---|---|---|---|---|---|
| 9 | 2:01.141 | 36.951 | 101 | 30.275 | 281 | 53.915 | | 90 | 2:01.374 | 36.584 | 98 | 30.983 | 271 | 53.807 | |
| 10 | 2:00.258 | 36.345 | 102 | 30.365 | 279 | 53.548 | | 91 | 2:01.637 | 36.580 | 101 | 30.623 | 275 | 54.434 | |
| 11 | 2:01.430 | 36.935 | 99 | 30.388 | 281 | 54.107 | | 92 | 2:04.475 | 36.849 | 99 | 31.090 | 271 | 56.536 | |
| 12 | 2:01.842 | 36.636 | 98 | 30.292 | 283 | 54.914 | | 93 | 2:05.543 | 37.972 | 100 | 31.626 | 262 | 55.945 | |
| 13 | 2:02.394 | 37.136 | 99 | 30.507 | 283 | 54.751 | | 94 | 2:06.594 | 38.301 | 99 | 32.252 | 266 | 56.041 | |
| 14 | 2:03.059 | 37.154 | 99 | 30.417 | 280 | 55.488 | | 95 | 2:38.336 | 38.225 | 102 | 31.114 | 269 | 1:28.997 | |
| 15 | 2:03.533 | 37.456 | 99 | 30.594 | 275 | 55.483 | | 96 | 3:22.480 | 57.705 | 100 | 1:04.442 | 99 | 1:20.333 | |
| 16 | 2:02.288 | 37.252 | 99 | 30.377 | 279 | 54.659 | | 97 | 2:02.759 | 37.319 | 100 | 31.101 | 279 | 54.339 | |
| 17 | 2:02.084 | 36.869 | 99 | 30.459 | 282 | 54.756 | | 98 | 2:04.765 | 37.245 | 100 | 30.593 | 276 | 56.927 | |
| 18 | 2:02.414 | 37.085 | 98 | 30.718 | 279 | 54.611 | | 99 | 2:08.368 | 38.514 | 101 | 30.956 | 281 | 58.898 | |
| 19 | 2:02.909 | 37.100 | 97 | 30.506 | 280 | 55.303 | | 100 | 2:02.609 | 37.256 | 99 | 30.671 | 276 | 54.682 | |
| 20 | 2:02.549 | 36.872 | 99 | 30.642 | 277 | 55.035 | | 101 | 2:01.138 | 36.599 | 100 | 30.427 | 278 | 54.112 | |
| 21 | 2:03.312 | 37.367 | 94 | 30.997 | 279 | 54.948 | | 102 | 2:05.032 | 38.221 | 99 | 30.759 | 278 | 56.052 | |
| 22 | 2:02.690 | 37.113 | 96 | 30.582 | 276 | 54.995 | | 103 | 2:01.006 | 36.760 | 101 | 30.644 | 273 | 53.602 | |
| 23 | 2:02.407 | 36.783 | 99 | 30.397 | 281 | 55.227 | | 104 | 2:01.621 | 37.502 | 98 | 30.697 | 273 | 53.422 | |
| 24 | 2:02.903 | 36.936 | 99 | 30.705 | 278 | 55.262 | | 105 | 2:00.891 | 36.799 | 101 | 30.521 | 276 | 53.571 | |
| 25 | 2:13.011 | 37.283 | 100 | 30.354 | 280 | 1:05.374 | | 106 | 2:02.703 | 36.721 | 99 | 30.468 | 275 | 55.514 | |
| 26 | 3:11.695 | 1:47.732 | 99 | 30.584 | 278 | 53.379 | | 107 | 2:03.242 | 37.368 | 100 | 30.553 | 279 | 55.321 | |
| 27 | 2:01.628 | 36.505 | 98 | 30.799 | 277 | 54.324 | | 108 | 2:01.353 | 36.907 | 100 | 30.441 | 275 | 54.005 | |
| 28 | 2:01.133 | 36.558 | 99 | 30.419 | 275 | 54.156 | | 109 | 2:11.544 | 36.939 | 98 | 30.564 | 273 | 1:04.041 | |
| 29 | 2:04.312 | 38.037 | 66 | 32.202 | 278 | 54.073 | | 110 | 3:21.199 | 1:56.541 | 100 | 31.132 | 273 | 53.526 | |
| 30 | 2:02.159 | 36.584 | 100 | 30.959 | 276 | 54.616 | | 111 | 2:00.428 | 36.519 | 103 | 30.446 | 271 | 53.463 | |
| 31 | 2:01.963 | 36.647 | 101 | 30.402 | 276 | 54.914 | | 112 | 2:02.001 | 37.997 | 100 | 30.667 | 271 | 53.337 | |
| 32 | 2:01.110 | 36.773 | 101 | 30.606 | 277 | 53.731 | | 113 | 2:00.321 | 36.329 | 99 | 30.475 | 276 | 53.517 | |
| 33 | 2:03.167 | 37.858 | 86 | 30.567 | 273 | 54.742 | | 114 | 2:01.829 | 36.475 | 99 | 30.450 | 276 | 54.904 | |
| 34 | 2:02.570 | 37.058 | 101 | 30.585 | 276 | 54.927 | | 115 | 1:59.895 | 36.222 | 101 | 30.568 | 273 | 53.105 | |
| 35 | 2:00.798 | 36.666 | 100 | 30.482 | 276 | 53.650 | | 116 | 2:01.330 | 36.549 | 102 | 30.525 | 277 | 54.256 | |
| 36 | 2:02.603 | 36.540 | 100 | 31.175 | 275 | 54.888 | | 117 | 2:00.858 | 36.649 | 100 | 30.604 | 271 | 53.605 | |
| 37 | 2:01.202 | 36.782 | 100 | 30.692 | 274 | 53.728 | | 118 | 2:01.264 | 36.359 | 101 | 30.443 | 278 | 54.462 | |
| 38 | 2:00.561 | 36.529 | 101 | 30.550 | 275 | 53.482 | | 119 | 2:00.490 | 36.336 | 102 | 30.851 | 271 | 53.303 | |
| 39 | 2:15.151 | 41.124 | 96 | 37.371 | 256 | 56.656 | | 120 | 2:00.390 | 36.263 | 101 | 30.574 | 274 | 53.553 | |
| 40 | 2:31.108 | 40.048 | 97 | 49.175 | 228 | 1:01.885 | | 121 | 2:01.659 | 36.306 | 102 | 30.567 | 276 | 54.786 | |
| 41 | 2:15.455 | 45.438 | 96 | 33.327 | 253 | 56.690 | | 122 | 2:00.569 | 36.613 | 100 | 30.661 | 273 | 53.295 | |
| 42 | 2:12.183 | 38.548 | 99 | 31.800 | 260 | 1:01.835 | | 123 | 2:00.002 | 36.089 | 101 | 30.622 | 272 | 53.291 | |
| 43 | 2:54.461 | 1:02.156 | 94 | 53.493 | 208 | 58.812 | | 124 | 2:00.603 | 36.554 | 94 | 30.681 | 271 | 53.368 | |
| 44 | 2:47.338 | 50.872 | 94 | 59.791 | 211 | 56.675 | | 125 | 2:00.538 | 36.607 | 101 | 30.617 | 271 | 53.314 | |
| 45 | 2:20.316 | 40.225 | 96 | 39.075 | 187 | 1:01.016 | | 126 | 2:00.869 | 36.681 | 99 | 30.667 | 271 | 53.521 | |
| 46 | 2:16.303 | 39.028 | 101 | 37.455 | 154 | 59.820 | | 127 | 2:00.266 | 36.225 | 101 | 30.678 | 270 | 53.363 | |
| 47 | 2:22.922 | 38.911 | 96 | 35.764 | 224 | 1:08.247 | | 128 | 2:00.977 | 36.355 | 100 | 30.727 | 271 | 53.895 | |
| 48 | 2:01.834 | 36.646 | 101 | 30.425 | 277 | 54.763 | | 129 | 2:00.528 | 36.364 | 101 | 30.666 | 272 | 53.498 | |
| 49 | 2:01.929 | 37.294 | 98 | 30.296 | ***284*** | 54.339 | | 130 | 2:00.718 | 36.608 | 101 | 30.652 | 273 | 53.458 | |
| 50 | 2:01.514 | 36.800 | 99 | 30.663 | 275 | 54.051 | | 131 | 2:01.760 | 36.404 | 98 | 30.709 | 273 | 54.647 | |
| 51 | 2:01.439 | 36.709 | 101 | 30.390 | 278 | 54.340 | | 132 | 2:01.941 | 36.930 | 99 | 30.800 | 271 | 54.211 | |
| 52 | 2:01.939 | 36.706 | 100 | 30.436 | 276 | 54.797 | | 133 | 2:00.995 | 36.546 | 101 | 30.790 | 271 | 53.659 | |
| 53 | 2:01.527 | 36.978 | 99 | 30.486 | 279 | 54.063 | | 134 | 2:00.703 | 36.567 | 101 | 30.676 | 271 | 53.460 | |
| 54 | 2:11.868 | 37.218 | 98 | 30.910 | 276 | 1:03.740 | | 135 | 2:02.579 | 36.327 | 100 | 30.751 | 271 | 55.501 | |
| 55 | 3:22.379 | 1:58.142 | 99 | 30.603 | 273 | 53.634 | | 136 | 2:00.815 | 36.478 | 102 | 30.626 | 271 | 53.711 | |
| 56 | 2:01.066 | 36.835 | 98 | 30.640 | 276 | 53.591 | | 137 | 2:02.409 | 37.022 | 97 | 31.000 | 274 | 54.387 | |
| 57 | 2:00.276 | 36.392 | ***104*** | 30.312 | 277 | 53.572 | | 138 | 2:01.507 | 36.611 | 98 | 30.673 | 273 | 54.223 | |
| 58 | 2:02.721 | 37.436 | 98 | 31.302 | 272 | 53.983 | | 139 | 2:11.240 | 36.799 | 102 | 30.784 | 272 | 1:03.657 | |
| 59 | 2:00.566 | 36.166 | 101 | 30.499 | 275 | 53.901 | | 140 | 3:22.897 | 1:58.304 | 101 | 30.886 | 271 | 53.707 | |
| 60 | 2:00.502 | 36.440 | ***104*** | 30.362 | 276 | 53.700 | | 141 | 2:00.772 | 36.446 | 102 | 30.745 | 271 | 53.581 | |
| 61 | 2:01.494 | 36.862 | 104 | 30.306 | 278 | 54.326 | | 142 | 2:00.345 | 36.105 | 101 | 30.672 | 273 | 53.568 | |
| 62 | 2:00.884 | 36.653 | 102 | 30.509 | 275 | 53.722 | | 143 | 2:01.040 | 36.322 | 95 | 30.760 | 273 | 53.958 | |
| 63 | 2:01.492 | 36.541 | 104 | 30.493 | 275 | 54.458 | | 144 | 2:00.034 | 36.175 | 101 | 30.594 | 274 | 53.265 | |
| 64 | 2:02.315 | 37.492 | 102 | 30.333 | 276 | 54.490 | | 145 | 1:59.681 | 36.105 | 101 | 30.464 | 275 | 53.112 | |
| 65 | 2:01.684 | 37.091 | 100 | 30.647 | 273 | 53.946 | | 146 | 2:00.107 | 36.232 | 100 | 30.599 | 271 | 53.276 | |
| 66 | 2:00.887 | 36.589 | 103 | 30.413 | 275 | 53.885 | | 147 | ***1:59.475*** | ***35.927*** | 102 | 30.451 | 272 | ***53.097*** | |
| 67 | 2:01.059 | 36.533 | 100 | 30.726 | 276 | 53.800 | | 148 | 1:59.855 | 36.118 | 101 | 30.541 | 273 | 53.196 | |
| 68 | 2:02.109 | 36.696 | 102 | 30.439 | 277 | 54.974 | | 149 | 2:01.307 | 36.382 | 101 | 30.727 | 264 | 54.198 | |
| 69 | 2:03.737 | 37.560 | 99 | 31.470 | 278 | 54.707 | | 150 | 2:00.359 | 36.196 | 103 | 30.514 | 275 | 53.649 | |

# Blancpain Endurance Series

## Lap analysis Race

Provisional

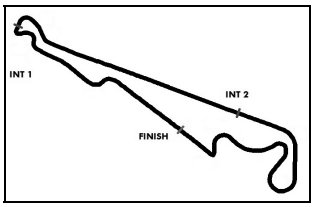


Circuit Paul Ricard Short, Length: 5791 m
Air temperature: 19.6°C
Track temperature: 20.3°C
Weather condition: Dry

Saturday 20.6.2015 17:00

# Lap analysis: Race

| Lap | Time | SE1 | SP1 | SE2 | SP2 | SE3 | SP3 | Lap | Time | SE1 | SP1 | SE2 | SP2 | SE3 | SP3 |
|---|---|---|---|---|---|---|---|---|---|---|---|---|---|---|---|
| 70 | 2:01.325 | 36.824 | 101 | 30.558 | 277 | 53.943 | | 151 | 2:00.885 | 36.791 | 101 | 30.529 | 273 | 53.565 | |
| 71 | 2:00.607 | 36.287 | 102 | 30.468 | 273 | 53.852 | | 152 | 2:00.710 | 36.382 | 102 | 30.509 | 276 | 53.819 | |
| 72 | 2:01.339 | 36.480 | 102 | 30.447 | 275 | 54.412 | | 153 | 2:00.327 | 36.337 | 101 | 30.509 | 274 | 53.481 | |
| 73 | 2:02.480 | 37.211 | 101 | 30.547 | 274 | 54.722 | | 154 | 2:00.441 | 36.069 | 102 | 30.433 | 275 | 53.939 | |
| 74 | 2:01.507 | 36.955 | 97 | 30.572 | 274 | 53.980 | | 155 | 2:01.470 | 36.305 | 103 | 30.420 | 277 | 54.745 | |
| 75 | 2:01.082 | 36.522 | 102 | 30.382 | 278 | 54.178 | | 156 | 2:01.939 | 36.950 | 100 | 30.620 | 274 | 54.369 | |
| 76 | 2:01.995 | 37.105 | 102 | 30.513 | 276 | 54.377 | | 157 | 2:00.005 | 36.016 | 103 | 30.504 | 274 | 53.485 | |
| 77 | 2:01.628 | 37.145 | 102 | 30.609 | 272 | 53.874 | | 158 | 2:01.927 | 36.078 | 99 | 30.501 | 273 | 55.348 | |
| 78 | 2:02.227 | 36.550 | 101 | 30.359 | 273 | 55.318 | | 159 | 2:01.818 | 37.493 | 97 | 30.713 | 274 | 53.612 | |
| 79 | 2:01.605 | 36.875 | 103 | 30.472 | 273 | 54.258 | | 160 | 2:00.620 | 36.228 | 98 | 30.545 | 273 | 53.847 | |
| 80 | 2:01.373 | 36.741 | 103 | 30.575 | 276 | 54.057 | | 161 | 2:28.091 | 36.367 | 99 | 30.572 | 271 | 1:21.152 | |
| 81 | 2:01.142 | 36.709 | 100 | 30.441 | 275 | 53.992 | | | | | | | | | |

**4** Koebolt, NLD/ Bottemanne, FRA/ Schothorst, NLD , **theoretical besttime: 1:58.750**

| | | | | | | | | | | | | | | | |
|---|---|---|---|---|---|---|---|---|---|---|---|---|---|---|---|
| 1 | 3:46.481 | 46.983 | 92 | 1:00.812 | 94 | 1:58.686 | | 86 | 2:19.368 | 37.387 | 101 | 30.604 | 273 | 1:11.377 | |
| 2 | 2:29.566 | 41.438 | 85 | 32.245 | 273 | 1:15.883 | | 87 | 2:03.210 | 37.457 | 100 | 30.624 | 273 | 55.129 | |
| 3 | 3:14.648 | 49.353 | 91 | 53.441 | 194 | 1:31.854 | | 88 | 2:02.236 | 37.098 | 100 | 30.612 | 274 | 54.526 | |
| 4 | 2:01.831 | 36.813 | 98 | 30.517 | ***283*** | 54.501 | | 89 | 2:04.254 | 37.518 | 94 | 31.285 | 270 | 55.451 | |
| 5 | 2:00.373 | 36.747 | 99 | 30.262 | 280 | 53.364 | | 90 | 2:02.929 | 37.307 | 99 | 30.827 | 272 | 54.795 | |
| 6 | 2:02.429 | 37.159 | 101 | ***30.195*** | ***283*** | 55.075 | | 91 | 2:04.596 | 38.139 | 101 | 30.752 | 276 | 55.705 | |
| 7 | 2:01.135 | 36.776 | 98 | 30.219 | ***283*** | 54.140 | | 92 | 2:30.510 | 46.924 | 89 | 47.596 | 252 | 55.990 | |
| 8 | 2:01.472 | 37.091 | 102 | 30.262 | 281 | 54.119 | | 93 | 2:05.321 | 38.140 | 96 | 31.207 | 271 | 55.974 | |
| 9 | 2:00.554 | 36.576 | 93 | 30.341 | 278 | 53.637 | | 94 | 3:10.995 | 37.991 | 99 | 55.548 | 129 | 1:37.456 | |
| 10 | 2:01.236 | 36.599 | 98 | 30.324 | 279 | 54.313 | | 95 | 3:32.737 | 59.314 | 89 | 1:03.515 | 99 | 1:29.908 | |
| 11 | 2:01.052 | 36.608 | 103 | 30.322 | 279 | 54.122 | | 96 | 2:04.841 | 37.771 | 92 | 31.087 | 269 | 55.983 | |
| 12 | 2:01.188 | 36.862 | 99 | 30.352 | 278 | 53.974 | | 97 | 2:04.280 | 38.443 | 98 | 30.761 | 274 | 55.076 | |
| 13 | 2:01.969 | 37.399 | 98 | 30.465 | 279 | 54.105 | | 98 | 2:02.992 | 37.128 | 100 | 30.650 | 276 | 55.214 | |
| 14 | 2:02.638 | 37.077 | 96 | 30.533 | 282 | 55.028 | | 99 | 2:03.911 | 37.010 | 100 | 30.642 | 274 | 56.259 | |
| 15 | 2:02.388 | 37.283 | 100 | 30.654 | 273 | 54.451 | | 100 | 2:04.509 | 37.814 | 98 | 30.929 | 276 | 55.766 | |
| 16 | 2:01.367 | 36.931 | 101 | 30.455 | 276 | 53.981 | | 101 | 2:04.485 | 37.358 | 96 | 30.804 | 278 | 56.323 | |
| 17 | 2:02.006 | 36.959 | 104 | 30.470 | 281 | 54.577 | | 102 | 2:03.801 | 37.435 | 99 | 30.894 | 276 | 55.472 | |
| 18 | 2:02.100 | 36.901 | 99 | 30.526 | 275 | 54.673 | | 103 | 2:05.396 | 38.497 | 99 | 31.210 | 275 | 55.689 | |
| 19 | 2:01.747 | 37.124 | 99 | 30.537 | 276 | 54.086 | | 104 | 2:06.953 | 39.032 | 96 | 31.816 | 277 | 56.105 | |
| 20 | 2:00.705 | ***35.296*** | 99 | 30.675 | 275 | 54.734 | | 105 | 2:05.629 | 38.242 | 99 | 30.715 | 278 | 56.672 | |
| 21 | 2:02.190 | 36.992 | 100 | 30.664 | 276 | 54.534 | | 106 | 2:05.658 | 38.197 | 96 | 31.150 | 278 | 56.311 | |
| 22 | 2:03.223 | 37.204 | 91 | 30.999 | 273 | 55.020 | | 107 | 2:04.715 | 37.788 | 98 | 31.073 | 274 | 55.854 | |
| 23 | 2:00.734 | 36.120 | 100 | 30.745 | 278 | 53.869 | | 108 | 2:04.557 | 37.554 | 97 | 30.973 | 273 | 56.030 | |
| 24 | 2:01.885 | 37.097 | 101 | 30.437 | 280 | 54.351 | | 109 | 2:15.110 | 37.509 | 95 | 30.980 | 275 | 1:06.621 | |
| 25 | 2:01.413 | 36.830 | 99 | 30.361 | 276 | 54.222 | | 110 | 3:15.226 | 1:49.265 | 101 | 30.982 | 271 | 54.979 | |
| 26 | 2:02.025 | 37.334 | 98 | 30.736 | 276 | 53.955 | | 111 | 2:01.802 | 36.696 | 98 | 30.741 | 271 | 54.365 | |
| 27 | 2:02.282 | 37.337 | 96 | 30.619 | 276 | 54.326 | | 112 | 2:01.402 | 36.508 | 98 | 30.834 | 271 | 54.060 | |
| 28 | 2:13.093 | 37.126 | 98 | 30.642 | 276 | 1:05.325 | | 113 | 2:00.688 | 36.331 | 99 | 30.651 | 269 | 53.706 | |
| 29 | 3:17.947 | 1:52.553 | 102 | 30.814 | 275 | 54.580 | | 114 | 2:00.443 | 36.123 | 98 | 30.896 | 270 | 53.424 | |
| 30 | 2:02.592 | 37.691 | 100 | 30.920 | 272 | 53.981 | | 115 | 2:00.463 | 36.093 | 100 | 30.477 | 272 | 53.893 | |
| 31 | 2:02.467 | 37.049 | 101 | 30.990 | 273 | 54.428 | | 116 | ***1:59.646*** | 35.579 | 99 | 30.617 | 271 | 53.450 | |
| 32 | 2:01.736 | 37.090 | 102 | 30.551 | 275 | 54.095 | | 117 | 2:00.724 | 35.952 | 102 | 30.501 | 271 | 54.271 | |
| 33 | 2:03.933 | 37.449 | 97 | 30.669 | 276 | 55.815 | | 118 | 2:01.794 | 36.317 | 100 | 30.645 | 276 | 54.832 | |
| 34 | 2:05.280 | 38.342 | 88 | 30.695 | 277 | 56.243 | | 119 | 2:02.024 | 37.212 | 94 | 31.075 | 272 | 53.737 | |
| 35 | 2:04.916 | 37.972 | 92 | 30.643 | 277 | 56.301 | | 120 | 2:00.770 | 36.436 | 98 | 30.635 | 271 | 53.699 | |
| 36 | 2:02.923 | 37.102 | 96 | 30.841 | 274 | 54.980 | | 121 | 2:02.116 | 37.095 | 95 | 30.697 | 273 | 54.324 | |
| 37 | 2:01.717 | 36.836 | 98 | 30.695 | 274 | 54.186 | | 122 | 2:02.523 | 37.304 | 94 | 30.597 | 275 | 54.622 | |
| 38 | 2:03.215 | 37.013 | 102 | 30.630 | 277 | 55.572 | | 123 | 2:00.316 | 35.929 | 97 | 30.622 | 273 | 53.765 | |
| 39 | 2:15.698 | 41.206 | 96 | 37.675 | 250 | 56.817 | | 124 | 2:01.356 | 36.521 | 98 | 30.880 | 271 | 53.955 | |
| 40 | 2:30.813 | 39.834 | 98 | 49.274 | 216 | 1:01.705 | | 125 | 2:00.939 | 36.181 | 99 | 30.428 | 275 | 54.330 | |
| 41 | 2:14.869 | 45.256 | 97 | 33.351 | 251 | 56.262 | | 126 | 2:01.511 | 36.684 | 99 | 30.693 | 270 | 54.134 | |
| 42 | 2:11.491 | 38.741 | 96 | 31.975 | 269 | 1:00.775 | | 127 | 2:01.178 | 36.283 | 99 | 30.752 | 273 | 54.143 | |
| 43 | 2:55.476 | 1:03.156 | 96 | 52.961 | 229 | 59.359 | | 128 | 2:01.842 | 36.776 | 100 | 30.900 | 269 | 54.166 | |
| 44 | 2:47.010 | 50.852 | 99 | 59.246 | 222 | 56.912 | | 129 | 2:00.412 | 35.544 | 97 | 30.827 | 270 | 54.041 | |
| 45 | 2:21.106 | 40.039 | 102 | 39.578 | 195 | 1:01.489 | | 130 | 2:01.851 | 36.705 | 100 | 30.929 | 270 | 54.217 | |
| 46 | 2:16.187 | 38.566 | 99 | 37.557 | 156 | 1:00.064 | | 131 | 2:02.565 | 36.674 | 96 | 31.164 | 269 | 54.727 | |

# Blancpain Endurance Series

## Lap analysis Race

Provisional

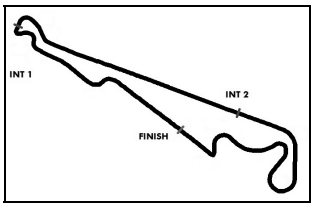


Circuit Paul Ricard Short, Length: 5791 m
Air temperature: 19.6°C
Track temperature: 20.3°C
Weather condition: Dry

Saturday 20.6.2015 17:00

## Lap analysis: Race

| Lap | Time | SE1 | SP1 | SE2 | SP2 | SE3 | SP3 | Lap | Time | SE1 | SP1 | SE2 | SP2 | SE3 | SP3 |
|---|---|---|---|---|---|---|---|---|---|---|---|---|---|---|---|
| 47 | 2:23.338 | 38.587 | 97 | 35.966 | 203 | 1:08.785 | | 132 | 2:01.910 | 36.779 | 99 | 30.975 | 269 | 54.156 | |
| 48 | 2:03.370 | 37.937 | 100 | 30.833 | 274 | 54.600 | | 133 | 2:01.830 | 36.697 | 97 | 30.953 | 270 | 54.180 | |
| 49 | 2:03.553 | 37.477 | 99 | 31.405 | 276 | 54.671 | | 134 | 2:01.654 | 36.297 | 99 | 30.991 | 271 | 54.366 | |
| 50 | 2:04.619 | 38.117 | 97 | 31.465 | 262 | 55.037 | | 135 | 2:01.292 | 36.351 | 97 | 30.732 | 270 | 54.209 | |
| 51 | 2:03.659 | 37.366 | 100 | 30.507 | 278 | 55.786 | | 136 | 2:01.802 | 36.737 | 94 | 30.924 | 271 | 54.141 | |
| 52 | 2:15.131 | 37.759 | 97 | 31.031 | 273 | 1:06.341 | | 137 | 2:52.299 | 36.214 | 99 | 31.153 | 258 | 1:44.932 | |
| 53 | 3:10.913 | 1:46.253 | 100 | 30.643 | 274 | 54.017 | | 138 | 4:05.290 | 2:38.914 | 99 | 31.176 | 270 | 55.200 | |
| 54 | 2:00.324 | 36.257 | 104 | 30.408 | 278 | 53.659 | | 139 | 2:01.527 | 36.541 | 103 | 30.751 | 270 | 54.235 | |
| 55 | 2:01.185 | 36.835 | 103 | 30.506 | 273 | 53.844 | | 140 | 2:00.796 | 36.329 | 101 | 30.809 | 270 | 53.658 | |
| 56 | 2:01.215 | 36.344 | 102 | 30.557 | 276 | 54.314 | | 141 | 2:01.416 | 35.888 | 102 | 30.713 | 272 | 54.815 | |
| 57 | 2:01.444 | 36.567 | 100 | 30.280 | 278 | 54.597 | | 142 | 2:00.599 | 36.345 | 103 | 30.711 | 271 | 53.543 | |
| 58 | 2:05.284 | 38.404 | 102 | 30.948 | 268 | 55.932 | | 143 | 1:59.665 | 35.866 | 102 | 30.540 | 273 | ***53.259*** | |
| 59 | 2:02.847 | 37.597 | 100 | 30.693 | 277 | 54.557 | | 144 | 2:02.834 | 37.020 | 101 | 30.586 | 273 | 55.228 | |
| 60 | 2:01.223 | 36.791 | 102 | 30.525 | 273 | 53.907 | | 145 | 2:02.479 | 37.611 | 101 | 30.516 | 276 | 54.352 | |
| 61 | 2:00.474 | 36.269 | 101 | 30.501 | 276 | 53.704 | | 146 | 2:02.123 | 37.453 | 102 | 30.633 | 273 | 54.037 | |
| 62 | 2:01.686 | 36.998 | 100 | 30.565 | 273 | 54.123 | | 147 | 2:01.389 | 36.343 | 102 | 30.591 | 273 | 54.455 | |
| 63 | 2:00.622 | 36.357 | 100 | 30.575 | 273 | 53.690 | | 148 | 2:03.375 | 36.595 | 103 | 30.612 | 276 | 56.168 | |
| 64 | 2:02.191 | 36.820 | 102 | 30.431 | 273 | 54.940 | | 149 | 2:02.440 | 37.103 | 100 | 30.508 | 276 | 54.829 | |
| 65 | 2:02.802 | 36.397 | 101 | 30.364 | 276 | 56.041 | | 150 | 2:02.202 | 36.717 | 98 | 30.649 | 276 | 54.836 | |
| 66 | 2:01.669 | 36.580 | 100 | 30.721 | 271 | 54.368 | | 151 | 2:01.620 | 36.705 | 103 | 30.696 | 277 | 54.219 | |
| 67 | 2:01.030 | 36.295 | 101 | 30.686 | 273 | 54.049 | | 152 | 2:02.899 | 36.917 | 103 | 30.573 | 273 | 55.409 | |
| 68 | 2:01.276 | 36.468 | 102 | 30.620 | 273 | 54.188 | | 153 | 2:03.971 | 37.624 | 102 | 30.882 | 276 | 55.465 | |
| 69 | 2:00.990 | 36.220 | 101 | 30.472 | 275 | 54.298 | | 154 | 2:03.411 | 37.179 | 100 | 30.776 | 272 | 55.456 | |
| 70 | 2:03.928 | 37.221 | 98 | 30.930 | 280 | 55.777 | | 155 | 2:02.163 | 36.581 | 102 | 30.540 | 274 | 55.042 | |
| 71 | 2:03.509 | 37.395 | 99 | 30.644 | 277 | 55.470 | | 156 | 2:02.411 | 37.165 | 101 | 30.636 | 273 | 54.610 | |
| 72 | 2:03.439 | 37.164 | 101 | 30.567 | 278 | 55.708 | | 157 | 2:01.296 | 36.646 | 101 | 30.583 | 272 | 54.067 | |
| 73 | 2:02.344 | 36.934 | 99 | 30.698 | 275 | 54.712 | | 158 | 2:01.217 | 36.181 | ***104*** | 30.608 | 272 | 54.428 | |
| 74 | 2:01.133 | 36.498 | 101 | 30.597 | 273 | 54.038 | | 159 | 2:02.450 | 36.323 | 101 | 30.535 | 273 | 55.592 | |
| 75 | 2:01.447 | 36.638 | 99 | 30.627 | 274 | 54.182 | | 160 | 2:02.095 | 36.284 | 100 | 30.580 | 272 | 55.231 | |
| 76 | 2:00.539 | 36.238 | 101 | 30.392 | 276 | 53.909 | | 161 | 2:01.545 | 36.448 | 99 | 30.682 | 273 | 54.415 | |
| 77 | 2:01.525 | 36.764 | 99 | 30.415 | 276 | 54.346 | | 162 | 2:02.499 | 37.173 | 100 | 30.701 | 271 | 54.625 | |
| 78 | 2:00.812 | 36.567 | 102 | 30.551 | 275 | 53.694 | | 163 | 2:00.936 | 36.336 | 102 | 30.524 | 273 | 54.076 | |
| 79 | 2:02.111 | 36.703 | 101 | 30.413 | 277 | 54.995 | | 164 | 2:00.467 | 36.228 | 101 | 30.431 | 273 | 53.808 | |
| 80 | 2:01.887 | 37.080 | 98 | 30.467 | 278 | 54.340 | | 165 | 2:03.964 | 36.411 | 102 | 31.370 | 271 | 56.183 | |
| 81 | 2:01.751 | 36.883 | 98 | 30.387 | 277 | 54.481 | | 166 | 2:00.899 | 36.419 | 101 | 30.534 | 271 | 53.946 | |
| 82 | 2:11.807 | 36.753 | 99 | 30.548 | 276 | 1:04.506 | | 167 | 2:00.430 | 36.148 | 103 | 30.506 | 272 | 53.776 | |
| 83 | 3:21.223 | 1:54.892 | 102 | 30.715 | 272 | 55.616 | | 168 | 2:03.148 | 36.178 | 100 | 30.320 | 276 | 56.650 | |
| 84 | 2:02.487 | 37.611 | 102 | 30.820 | 273 | 54.056 | | | | | | | | | |
| 85 | 2:02.633 | 37.380 | 100 | 30.722 | 271 | 54.531 | | | | | | | | | |

**5** Fässler, CHE/ Mies, DEU/ Haase, DEU , **theoretical besttime: 1:58.451**

| | | | | | | | | | | | | | | | |
|---|---|---|---|---|---|---|---|---|---|---|---|---|---|---|---|
| 1 | 3:47.674 | 46.222 | 99 | 1:04.504 | 84 | 1:56.948 | | 86 | 2:01.653 | 36.486 | 97 | 30.423 | 283 | 54.744 | |
| 2 | 2:34.586 | 41.542 | | 31.653 | 278 | 1:21.391 | | 87 | 2:00.575 | 36.531 | 97 | 30.143 | 281 | 53.901 | |
| 3 | 3:13.703 | 52.614 | 86 | 51.140 | 185 | 1:29.949 | | 88 | 2:00.154 | 36.359 | 95 | 30.158 | 283 | 53.637 | |
| 4 | 2:01.290 | 37.358 | 94 | 30.085 | 286 | 53.847 | | 89 | 2:09.998 | 36.419 | 95 | 30.450 | 281 | 1:03.129 | |
| 5 | 2:01.133 | 36.783 | 100 | 30.038 | 286 | 54.312 | | 90 | 3:23.239 | 1:58.365 | 91 | 30.752 | 276 | 54.122 | |
| 6 | 2:00.615 | 36.888 | 98 | 30.023 | ***288*** | 53.704 | | 91 | 2:00.476 | 36.425 | 98 | 30.374 | 281 | 53.677 | |
| 7 | 1:59.730 | 35.854 | 98 | 30.129 | 281 | 53.747 | | 92 | 2:06.707 | 36.717 | 98 | 30.341 | 280 | 59.649 | |
| 8 | 2:01.564 | 36.878 | 102 | 30.118 | 286 | 54.568 | | 93 | 2:13.232 | 38.568 | 84 | 35.194 | 187 | 59.470 | |
| 9 | 2:01.662 | 36.806 | 97 | 30.013 | 286 | 54.843 | | 94 | 2:06.010 | 38.128 | 97 | 31.597 | 273 | 56.285 | |
| 10 | 2:00.519 | 36.512 | 98 | 30.115 | 287 | 53.892 | | 95 | 2:55.600 | 38.322 | 96 | 37.695 | 117 | 1:39.583 | |
| 11 | 2:00.653 | 36.998 | 94 | 30.297 | 281 | 53.358 | | 96 | 3:27.796 | 57.757 | 95 | 1:06.512 | 73 | 1:23.527 | |
| 12 | 1:59.268 | 35.861 | 99 | 30.115 | 285 | 53.292 | | 97 | 2:04.980 | 37.733 | 96 | 30.274 | 283 | 56.973 | |
| 13 | 1:59.934 | 36.445 | 95 | 30.194 | 283 | 53.295 | | 98 | 2:01.104 | 36.932 | 97 | 30.141 | 283 | 54.031 | |
| 14 | 1:59.606 | 35.934 | 98 | 30.165 | 285 | 53.507 | | 99 | 1:59.859 | 36.208 | 99 | 30.351 | 281 | 53.300 | |
| 15 | 2:01.502 | 36.501 | 98 | 30.168 | 284 | 54.833 | | 100 | 2:01.772 | 36.446 | 99 | 30.317 | 281 | 55.009 | |
| 16 | 2:00.503 | 36.757 | 92 | 30.235 | 283 | 53.511 | | 101 | 2:20.122 | 39.119 | 90 | 32.767 | 254 | 1:08.236 | |
| 17 | 2:00.799 | 36.085 | 99 | 30.144 | ***288*** | 54.570 | | 102 | 7:44.137 | 6:19.746 | 98 | 30.746 | 276 | 53.645 | |
| 18 | 1:59.752 | 35.939 | 99 | 30.239 | 282 | 53.574 | | 103 | 2:01.310 | 36.509 | 98 | 30.504 | 278 | 54.297 | |
| 19 | 2:00.647 | 36.303 | 98 | 30.015 | 286 | 54.329 | | 104 | 2:00.242 | 36.223 | 97 | 30.475 | 279 | 53.544 | |

# Blancpain Endurance Series

## Lap analysis Race

Provisional

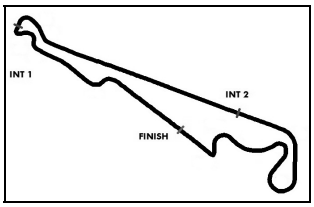


Circuit Paul Ricard Short, Length: 5791 m
Air temperature: 19.6°C
Track temperature: 20.3°C
Weather condition: Dry

Saturday 20.6.2015 17:00

## Lap analysis: Race

| Lap | Time | SE1 | SP1 | SE2 | SP2 | SE3 | SP3 | Lap | Time | SE1 | SP1 | SE2 | SP2 | SE3 | SP3 |
|---|---|---|---|---|---|---|---|---|---|---|---|---|---|---|---|
| 20 | 2:00.702 | 36.408 | 96 | 30.331 | 285 | 53.963 | | 105 | 1:59.990 | 36.146 | 99 | 30.402 | 281 | 53.442 | |
| 21 | 1:59.940 | 36.156 | 97 | 30.251 | 286 | 53.533 | | 106 | 2:00.144 | 36.009 | 100 | 30.329 | 279 | 53.806 | |
| 22 | 1:59.507 | 35.945 | 98 | 30.075 | 284 | 53.487 | | 107 | 1:59.664 | 35.958 | 100 | 30.288 | 279 | 53.418 | |
| 23 | 2:00.707 | 36.501 | 94 | 30.507 | 282 | 53.699 | | 108 | 2:03.121 | 38.056 | 98 | 31.235 | 278 | 53.830 | |
| 24 | 1:59.863 | 36.433 | 99 | 30.085 | 286 | 53.345 | | 109 | 2:00.126 | 36.151 | 99 | 30.311 | 278 | 53.664 | |
| 25 | 2:00.185 | 36.369 | 96 | 30.170 | 283 | 53.646 | | 110 | 2:00.713 | 36.750 | 98 | 30.423 | 276 | 53.540 | |
| 26 | 2:00.179 | 36.426 | 98 | 30.059 | 286 | 53.694 | | 111 | 2:00.868 | 36.653 | 98 | 30.434 | 278 | 53.781 | |
| 27 | 1:59.901 | 36.210 | 97 | 30.206 | 283 | 53.485 | | 112 | 2:02.525 | 37.036 | 97 | 30.304 | 280 | 55.185 | |
| 28 | 2:00.747 | 36.726 | 93 | 30.348 | 280 | 53.673 | | 113 | 2:00.477 | 36.627 | 96 | 30.366 | 279 | 53.484 | |
| 29 | 2:01.316 | 36.655 | 100 | 30.199 | 285 | 54.462 | | 114 | 2:00.778 | 36.099 | 99 | 30.376 | 279 | 54.303 | |
| 30 | 2:10.710 | 36.782 | 95 | 30.337 | 279 | 1:03.591 | | 115 | 2:11.859 | 37.414 | 96 | 30.524 | 277 | 1:03.921 | |
| 31 | 3:22.689 | 1:58.867 | 99 | 30.322 | 284 | 53.500 | | 116 | 3:05.157 | 1:41.267 | 99 | 30.592 | 273 | 53.298 | |
| 32 | 1:59.793 | 36.037 | 98 | 30.189 | 282 | 53.567 | | 117 | 1:59.761 | 36.137 | 97 | 30.437 | 276 | 53.187 | |
| 33 | 2:02.861 | 36.464 | 96 | 31.191 | 281 | 55.206 | | 118 | 2:00.497 | 36.711 | 92 | 30.539 | 276 | 53.247 | |
| 34 | 1:59.856 | 35.859 | 97 | 30.329 | 279 | 53.668 | | 119 | 1:59.629 | 35.995 | 99 | 30.420 | 276 | 53.214 | |
| 35 | 1:59.804 | 36.032 | 99 | 30.314 | 281 | 53.458 | | 120 | ***1:59.133*** | ***35.556*** | 99 | 30.498 | 275 | 53.079 | |
| 36 | 1:59.995 | 36.071 | 99 | 30.419 | 280 | 53.505 | | 121 | 1:59.316 | 35.626 | 97 | 30.502 | 275 | 53.188 | |
| 37 | 2:00.248 | 35.951 | 98 | 30.302 | 281 | 53.995 | | 122 | 2:00.144 | 35.682 | 98 | 30.641 | 275 | 53.821 | |
| 38 | 1:59.986 | 35.950 | 97 | 30.351 | 281 | 53.685 | | 123 | 1:59.985 | 35.752 | 98 | 30.403 | 277 | 53.830 | |
| 39 | 2:08.670 | 38.108 | 89 | 34.498 | 254 | 56.064 | | 124 | 2:00.136 | 36.157 | 99 | 30.442 | 275 | 53.537 | |
| 40 | 2:43.411 | 45.589 | 39 | 1:02.101 | 253 | 55.721 | | 125 | 2:01.447 | 35.960 | 98 | 30.623 | 277 | 54.864 | |
| 41 | 2:09.305 | 37.394 | 98 | 35.904 | 259 | 56.007 | | 126 | 1:59.572 | 35.840 | 97 | 30.532 | 276 | 53.200 | |
| 42 | 2:38.919 | 38.343 | 95 | 35.186 | 254 | 1:25.390 | | 127 | 1:59.697 | 35.659 | 98 | 30.659 | 275 | 53.379 | |
| 43 | 2:59.808 | 1:00.558 | 90 | 53.271 | 197 | 1:05.979 | | 128 | 2:01.361 | 36.473 | 97 | 30.626 | 278 | 54.262 | |
| 44 | 2:41.719 | 45.866 | 97 | 57.171 | 187 | 58.682 | | 129 | 2:00.495 | 36.017 | 99 | 30.455 | 279 | 54.023 | |
| 45 | 2:18.999 | 43.765 | 88 | 39.810 | 229 | 55.424 | | 130 | 2:02.285 | 37.657 | 94 | 30.622 | 278 | 54.006 | |
| 46 | 2:20.419 | 44.397 | 99 | 39.244 | 230 | 56.778 | | 131 | 2:00.518 | 36.391 | 93 | 30.553 | 275 | 53.574 | |
| 47 | 2:29.980 | 41.550 | 94 | 36.225 | 257 | 1:12.205 | | 132 | 1:59.642 | 35.730 | 98 | 30.521 | 276 | 53.391 | |
| 48 | 2:05.195 | 37.525 | 97 | 30.322 | 286 | 57.348 | | 133 | 1:59.674 | 35.757 | 99 | 30.502 | 277 | 53.415 | |
| 49 | 2:01.944 | 37.757 | 100 | 30.330 | 284 | 53.857 | | 134 | 2:00.223 | 35.918 | 98 | 30.396 | 278 | 53.909 | |
| 50 | 2:01.950 | 36.139 | 100 | 30.499 | 280 | 55.312 | | 135 | 2:00.248 | 36.074 | 98 | 30.538 | 276 | 53.636 | |
| 51 | 2:02.071 | 36.525 | 99 | 30.234 | 286 | 55.312 | | 136 | 2:01.863 | 36.053 | 99 | 30.369 | 280 | 55.441 | |
| 52 | 2:01.194 | 36.764 | 100 | 30.269 | 281 | 54.161 | | 137 | 2:00.107 | 36.102 | 97 | 30.478 | 276 | 53.527 | |
| 53 | 2:00.497 | 36.476 | 97 | 30.232 | 281 | 53.789 | | 138 | 2:00.835 | 36.326 | 98 | 30.499 | 278 | 54.010 | |
| 54 | 2:01.691 | 37.112 | 101 | 30.179 | 283 | 54.400 | | 139 | 2:00.103 | 36.299 | 97 | 30.366 | 280 | 53.438 | |
| 55 | 2:01.105 | 36.481 | 103 | 30.230 | 282 | 54.394 | | 140 | 2:00.046 | 36.068 | 99 | 30.389 | 278 | 53.589 | |
| 56 | 2:01.112 | 36.763 | 99 | 30.288 | 281 | 54.061 | | 141 | 2:01.669 | 37.170 | 96 | 30.564 | 277 | 53.935 | |
| 57 | 2:01.127 | 36.549 | 103 | 30.192 | 285 | 54.386 | | 142 | 1:59.689 | 35.882 | 98 | 30.396 | 277 | 53.411 | |
| 58 | 1:59.694 | 36.054 | 97 | 30.214 | 279 | 53.426 | | 143 | 1:59.503 | 35.617 | 99 | 30.520 | 277 | 53.366 | |
| 59 | 2:09.692 | 36.188 | 97 | 30.223 | 282 | 1:03.281 | | 144 | 2:09.648 | 35.971 | 94 | 30.473 | 277 | 1:03.204 | |
| 60 | 3:22.980 | 1:58.233 | 99 | 30.798 | 281 | 53.949 | | 145 | 3:13.053 | 1:48.377 | 96 | 30.853 | 276 | 53.823 | |
| 61 | 2:02.304 | 38.016 | 86 | 30.477 | 281 | 53.811 | | 146 | 2:00.161 | 36.220 | 97 | 30.598 | 276 | 53.343 | |
| 62 | 2:00.371 | 36.433 | 100 | 30.249 | 280 | 53.689 | | 147 | 2:01.729 | 36.366 | 99 | 30.311 | 281 | 55.052 | |
| 63 | 2:01.816 | 36.915 | 98 | 31.203 | 280 | 53.698 | | 148 | 2:02.541 | 37.270 | 97 | 30.781 | 276 | 54.490 | |
| 64 | 2:00.434 | 36.401 | 99 | 30.214 | 285 | 53.819 | | 149 | 2:00.154 | 36.176 | 99 | 30.456 | 278 | 53.522 | |
| 65 | 2:00.910 | 36.449 | 98 | 30.129 | 285 | 54.332 | | 150 | 1:59.586 | 35.888 | 99 | 30.231 | 279 | 53.467 | |
| 66 | 2:00.264 | 36.457 | 100 | 30.323 | 280 | 53.484 | | 151 | 2:02.028 | 36.540 | 100 | 30.347 | 281 | 55.141 | |
| 67 | 1:59.163 | 35.913 | 100 | 30.343 | 278 | ***52.907*** | | 152 | 1:59.864 | 36.372 | 98 | 30.312 | 276 | 53.180 | |
| 68 | 1:59.159 | 35.767 | 98 | 30.198 | 281 | 53.194 | | 153 | 1:59.588 | 36.134 | 101 | 30.346 | 278 | 53.108 | |
| 69 | 2:00.423 | 36.462 | 96 | 30.284 | 284 | 53.677 | | 154 | 1:59.248 | 35.993 | 99 | 30.255 | 276 | 53.000 | |
| 70 | 1:59.377 | 36.064 | 98 | 30.238 | 280 | 53.075 | | 155 | 2:00.529 | 36.071 | 100 | 30.082 | 282 | 54.376 | |
| 71 | 1:59.962 | 36.360 | 98 | 30.548 | 278 | 53.054 | | 156 | 2:01.227 | 36.544 | 99 | 30.324 | 279 | 54.359 | |
| 72 | 1:59.512 | 36.030 | 98 | 30.153 | 280 | 53.329 | | 157 | 2:01.389 | 36.659 | 100 | 30.300 | 281 | 54.430 | |
| 73 | 2:00.069 | 36.309 | 92 | 30.408 | 282 | 53.352 | | 158 | 2:01.990 | 36.736 | ***103*** | 30.415 | 281 | 54.839 | |
| 74 | 2:00.426 | 36.160 | 98 | 30.235 | 283 | 54.031 | | 159 | 2:01.170 | 36.248 | 100 | 30.276 | 276 | 54.646 | |
| 75 | 2:00.060 | 36.376 | 97 | 30.260 | 282 | 53.424 | | 160 | 2:00.820 | 36.242 | 99 | 30.382 | 278 | 54.196 | |
| 76 | 2:00.348 | 36.272 | 99 | 30.203 | 283 | 53.873 | | 161 | 2:01.255 | 36.683 | 99 | 30.493 | 278 | 54.079 | |
| 77 | 2:00.744 | 36.324 | 99 | 30.360 | 282 | 54.060 | | 162 | 2:00.184 | 36.281 | 100 | 30.390 | 277 | 53.513 | |
| 78 | 2:01.117 | 36.256 | 98 | 30.131 | 283 | 54.730 | | 163 | 1:59.894 | 36.093 | 99 | 30.393 | 277 | 53.408 | |
| 79 | 2:00.617 | 36.333 | 99 | 30.164 | 280 | 54.120 | | 164 | 1:59.580 | 36.018 | 100 | 30.260 | 278 | 53.302 | |

# Blancpain Endurance Series

## Lap analysis Race

Provisional

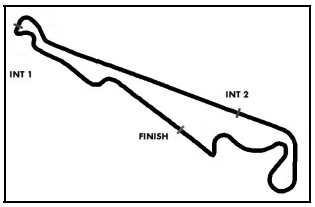


Circuit Paul Ricard Short, Length: 5791 m
Air temperature: 19.6°C
Track temperature: 20.3°C
Weather condition: Dry

Saturday 20.6.2015 17:00

# Lap analysis: Race

| Lap | Time | SE1 | SP1 | SE2 | SP2 | SE3 | SP3 | Lap | Time | SE1 | SP1 | SE2 | SP2 | SE3 | SP3 |
|---|---|---|---|---|---|---|---|---|---|---|---|---|---|---|---|
| 80 | 1:59.424 | 36.132 | 97 | 30.234 | 280 | 53.058 | | 165 | 2:01.873 | 36.829 | 97 | 30.344 | 278 | 54.700 | |
| 81 | 2:00.712 | 36.915 | 95 | 30.175 | 285 | 53.622 | | 166 | 1:59.936 | 36.187 | 99 | 30.368 | 276 | 53.381 | |
| 82 | 2:00.485 | 36.366 | 99 | ***29.988*** | 284 | 54.131 | | 167 | 2:03.083 | 36.204 | 100 | 31.323 | 274 | 55.556 | |
| 83 | 2:00.860 | 36.548 | 96 | 30.032 | 284 | 54.280 | | 168 | 2:00.989 | 36.491 | 100 | 30.468 | 276 | 54.030 | |
| 84 | 2:02.434 | 37.257 | 98 | 30.298 | 283 | 54.879 | | | | | | | | | |
| 85 | 2:00.809 | 36.549 | 100 | 30.308 | 282 | 53.952 | | | | | | | | | |

**6** Lee, CHN/ Thong, CHN/ Winkelhock, DEU , **theoretical besttime: 1:59.192**

| | | | | | | | | | | | | | | | |
|---|---|---|---|---|---|---|---|---|---|---|---|---|---|---|---|
| 1 | 3:48.880 | 47.588 | 96 | 1:03.101 | 77 | 1:58.191 | | 81 | 2:00.262 | 36.256 | 101 | 30.531 | 277 | 53.475 | |
| 2 | 2:30.634 | 39.516 | 96 | 32.398 | 283 | 1:18.720 | | 82 | 1:59.889 | 36.344 | 100 | 30.250 | 281 | 53.295 | |
| 3 | 3:15.098 | 52.083 | 94 | 52.326 | 190 | 1:30.689 | | 83 | 2:02.522 | 36.540 | 100 | 30.373 | 276 | 55.609 | |
| 4 | 2:02.152 | 37.612 | 99 | 30.297 | 282 | 54.243 | | 84 | 2:07.756 | 39.377 | 91 | 31.088 | 274 | 57.291 | |
| 5 | 2:03.409 | 37.675 | 101 | 30.965 | 281 | 54.769 | | 85 | 2:05.638 | 37.958 | 97 | 31.695 | 274 | 55.985 | |
| 6 | 2:38.514 | 36.916 | 102 | ***30.113*** | ***285*** | 1:31.485 | | 86 | 2:39.248 | 38.493 | 100 | 31.069 | 265 | 1:29.686 | |
| 7 | 15:21.960 | 13:55.626 | 96 | 30.990 | 271 | 55.344 | | 87 | 3:22.522 | 57.114 | 99 | 1:04.645 | 102 | 1:20.763 | |
| 8 | 2:01.464 | 36.725 | 98 | 30.621 | 276 | 54.118 | | 88 | 2:02.870 | 37.655 | 95 | 31.308 | 281 | 53.907 | |
| 9 | 2:02.897 | 36.853 | 97 | 31.626 | 270 | 54.418 | | 89 | 2:02.587 | 36.971 | 101 | 30.671 | 275 | 54.945 | |
| 10 | 2:01.291 | 36.464 | 98 | 30.692 | 281 | 54.135 | | 90 | 2:03.030 | 37.789 | 96 | 31.068 | 276 | 54.173 | |
| 11 | 2:01.346 | 36.565 | 98 | 30.539 | 277 | 54.242 | | 91 | 2:01.170 | 37.008 | 100 | 30.395 | 277 | 53.767 | |
| 12 | 2:00.854 | 36.490 | 99 | 30.282 | 279 | 54.082 | | 92 | 2:00.868 | 36.245 | 101 | 30.241 | 278 | 54.382 | |
| 13 | 2:02.285 | 36.721 | 96 | 30.424 | 278 | 55.140 | | 93 | 2:02.565 | 37.050 | 99 | 30.487 | 276 | 55.028 | |
| 14 | 2:01.185 | 36.913 | 97 | 30.576 | 279 | 53.696 | | 94 | 2:01.775 | 37.219 | 99 | 30.473 | 278 | 54.083 | |
| 15 | 2:01.632 | 37.119 | 96 | 30.246 | 281 | 54.267 | | 95 | 2:22.595 | 38.155 | 94 | 32.155 | 244 | 1:12.285 | |
| 16 | 2:00.791 | 36.378 | 100 | 30.481 | 278 | 53.932 | | 96 | 5:49.473 | 4:23.246 | 98 | 31.062 | 277 | 55.165 | |
| 17 | 2:01.016 | 36.428 | 100 | 30.359 | 278 | 54.229 | | 97 | 2:06.487 | 36.814 | 96 | 33.991 | 270 | 55.682 | |
| 18 | 2:00.908 | 36.465 | 100 | 30.322 | 278 | 54.121 | | 98 | 2:02.576 | 37.388 | 101 | 30.529 | 276 | 54.659 | |
| 19 | 2:02.112 | 36.488 | 100 | 30.271 | 279 | 55.353 | | 99 | 2:02.338 | 37.043 | 101 | 30.426 | 276 | 54.869 | |
| 20 | 2:02.115 | 37.289 | 98 | 30.448 | 281 | 54.378 | | 100 | 2:01.516 | 36.733 | 100 | 30.463 | 276 | 54.320 | |
| 21 | 2:01.372 | 36.372 | 98 | 30.528 | 278 | 54.472 | | 101 | 2:00.530 | 36.137 | 103 | 30.364 | 275 | 54.029 | |
| 22 | 2:01.386 | 36.581 | 101 | 30.438 | 277 | 54.367 | | 102 | 2:00.693 | 36.216 | 102 | 30.320 | 274 | 54.157 | |
| 23 | 2:01.776 | 37.144 | 101 | 30.533 | 280 | 54.099 | | 103 | 2:02.051 | 37.235 | 101 | 30.607 | 273 | 54.209 | |
| 24 | 2:02.292 | 37.754 | 99 | 30.360 | 277 | 54.178 | | 104 | 2:00.890 | 36.446 | 99 | 30.364 | 275 | 54.080 | |
| 25 | 2:02.970 | 37.095 | 99 | 30.695 | 276 | 55.180 | | 105 | 2:00.400 | 36.344 | 103 | 30.266 | 274 | 53.790 | |
| 26 | 5:14.440 | 36.812 | 99 | 30.664 | 208 | 4:06.964 | | 106 | 2:01.074 | 36.180 | 102 | 30.372 | 275 | 54.522 | |
| 27 | 4:03.924 | 2:32.547 | 96 | 31.509 | 271 | 59.868 | | 107 | 2:01.176 | 36.261 | 99 | 30.424 | 275 | 54.491 | |
| 28 | 2:05.213 | 37.225 | 97 | 30.908 | 276 | 57.080 | | 108 | 2:01.627 | 36.201 | 101 | 30.455 | 274 | 54.971 | |
| 29 | 2:03.444 | 37.812 | 94 | 30.962 | 274 | 54.670 | | 109 | 2:02.638 | 37.303 | 102 | 30.512 | 277 | 54.823 | |
| 30 | 2:14.975 | 39.040 | 88 | 37.758 | 228 | 58.177 | | 110 | 2:02.372 | 37.090 | 101 | 30.573 | 276 | 54.709 | |
| 31 | 2:52.654 | 40.309 | 91 | 1:04.914 | 239 | 1:07.431 | | 111 | 2:01.971 | 36.749 | 101 | 30.277 | 280 | 54.945 | |
| 32 | 2:11.966 | 41.488 | 97 | 35.255 | 266 | 55.223 | | 112 | 2:02.221 | 36.907 | 96 | 30.752 | 276 | 54.562 | |
| 33 | 2:13.923 | 37.519 | 96 | 30.896 | 276 | 1:05.508 | | 113 | 2:04.525 | 37.812 | 97 | 31.210 | 274 | 55.503 | |
| 34 | 3:07.371 | 1:03.427 | 96 | 53.243 | 232 | 1:10.701 | | 114 | 2:02.538 | 36.462 | 99 | 30.672 | 274 | 55.404 | |
| 35 | 3:22.204 | 1:56.322 | 97 | 31.248 | 273 | 54.634 | | 115 | 2:02.487 | 36.982 | 98 | 30.835 | 273 | 54.670 | |
| 36 | 2:02.724 | 37.439 | 95 | 30.749 | 273 | 54.536 | | 116 | 2:01.522 | 36.469 | 100 | 30.642 | 274 | 54.411 | |
| 37 | 2:13.286 | 37.989 | 91 | 31.226 | 244 | 1:04.071 | | 117 | 2:01.174 | 36.547 | 99 | 30.543 | 276 | 54.084 | |
| 38 | 2:29.487 | 44.949 | 92 | 43.268 | 166 | 1:01.270 | | 118 | 2:02.336 | 36.709 | 99 | 30.751 | 276 | 54.876 | |
| 39 | 2:02.382 | 37.085 | 97 | 30.775 | 274 | 54.522 | | 119 | 2:03.063 | 36.684 | 97 | 31.577 | 270 | 54.802 | |
| 40 | 2:03.974 | 38.025 | 98 | 30.887 | 272 | 55.062 | | 120 | 2:01.852 | 36.502 | 100 | 30.595 | 275 | 54.755 | |
| 41 | 2:02.190 | 37.073 | 97 | 30.800 | 273 | 54.317 | | 121 | 2:01.848 | 36.531 | 101 | 30.685 | 275 | 54.632 | |
| 42 | 2:01.542 | 36.846 | 98 | 30.665 | 273 | 54.031 | | 122 | 2:03.280 | 37.426 | 98 | 30.722 | 274 | 55.132 | |
| 43 | 2:05.026 | 38.493 | 90 | 31.249 | 277 | 55.284 | | 123 | 2:01.963 | 36.433 | 98 | 30.674 | 276 | 54.856 | |
| 44 | 2:02.642 | 37.448 | 96 | 30.531 | 278 | 54.663 | | 124 | 2:04.119 | 36.735 | 97 | 30.611 | 276 | 56.773 | |
| 45 | 2:01.808 | 36.791 | 95 | 30.626 | 277 | 54.391 | | 125 | 2:04.455 | 38.319 | 99 | 30.637 | 276 | 55.499 | |
| 46 | 2:02.138 | 36.631 | 97 | 30.499 | 278 | 55.008 | | 126 | 2:12.741 | 36.968 | 99 | 30.744 | 276 | 1:05.029 | |
| 47 | 2:01.928 | 36.792 | 96 | 30.669 | 276 | 54.467 | | 127 | 3:31.078 | 2:04.351 | 95 | 31.331 | 273 | 55.396 | |
| 48 | 2:03.676 | 36.956 | 97 | 30.648 | 278 | 56.072 | | 128 | 2:04.670 | 37.021 | 97 | 31.250 | 274 | 56.399 | |
| 49 | 2:02.243 | 37.107 | 96 | 30.581 | 276 | 54.555 | | 129 | 2:03.229 | 37.447 | 98 | 30.773 | 276 | 55.009 | |
| 50 | 2:02.063 | 36.925 | 98 | 30.531 | 275 | 54.607 | | 130 | 2:02.331 | 36.835 | 94 | 30.799 | 276 | 54.697 | |
| 51 | 2:02.104 | 37.103 | 96 | 30.520 | 275 | 54.481 | | 131 | 2:04.140 | 38.481 | 97 | 30.917 | 276 | 54.742 | |
| 52 | 2:03.506 | 37.062 | 96 | 30.689 | 273 | 55.755 | | 132 | 2:02.170 | 36.705 | 94 | 30.763 | 276 | 54.702 | |

# Blancpain Endurance Series

## Lap analysis Race

Provisional

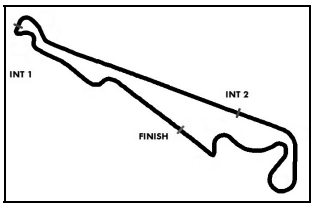


Circuit Paul Ricard Short, Length: 5791 m
Air temperature: 19.6°C
Track temperature: 20.3°C
Weather condition: Dry

Saturday 20.6.2015 17:00

## Lap analysis: Race

| Lap | Time | SE1 | SP1 | SE2 | SP2 | SE3 | SP3 | Lap | Time | SE1 | SP1 | SE2 | SP2 | SE3 | SP3 |
|---|---|---|---|---|---|---|---|---|---|---|---|---|---|---|---|
| 53 | 2:02.595 | 36.843 | 96 | 30.689 | 276 | 55.063 | | 133 | 2:01.261 | 36.359 | 97 | 30.511 | 276 | 54.391 | |
| 54 | 2:02.962 | 37.307 | 96 | 30.560 | 276 | 55.095 | | 134 | 2:01.292 | 36.607 | 92 | 30.436 | 276 | 54.249 | |
| 55 | 2:01.848 | 36.921 | 97 | 30.628 | 275 | 54.299 | | 135 | 2:02.898 | 36.838 | 95 | 31.165 | 273 | 54.895 | |
| 56 | 2:03.556 | 38.203 | 97 | 30.698 | 275 | 54.655 | | 136 | 2:05.132 | 38.421 | 91 | 31.889 | 258 | 54.822 | |
| 57 | 2:02.195 | 36.625 | 95 | 30.691 | 274 | 54.879 | | 137 | 2:03.092 | 37.244 | 100 | 31.107 | 277 | 54.741 | |
| 58 | 2:03.979 | 38.669 | 96 | 30.891 | 276 | 54.419 | | 138 | 2:02.494 | 37.062 | 96 | 31.175 | 275 | 54.257 | |
| 59 | 2:01.973 | 37.094 | 95 | 30.381 | 280 | 54.498 | | 139 | 2:01.618 | 36.744 | 94 | 30.615 | 276 | 54.259 | |
| 60 | 2:02.804 | 37.652 | 96 | 30.668 | 278 | 54.484 | | 140 | 2:01.434 | 36.621 | 95 | 30.390 | 277 | 54.423 | |
| 61 | 2:01.557 | 36.767 | 96 | 30.623 | 273 | 54.167 | | 141 | 2:01.182 | 36.740 | 97 | 30.608 | 276 | 53.834 | |
| 62 | 2:01.505 | 36.795 | 94 | 30.441 | 274 | 54.269 | | 142 | 2:03.050 | 37.537 | 93 | 30.645 | 267 | 54.868 | |
| 63 | 2:02.547 | 36.968 | 100 | 30.358 | 276 | 55.221 | | 143 | 2:03.481 | 37.885 | 92 | 30.902 | 278 | 54.694 | |
| 64 | 2:02.584 | 37.238 | 95 | 30.641 | 273 | 54.705 | | 144 | 2:01.791 | 36.766 | 94 | 30.401 | 276 | 54.624 | |
| 65 | 2:15.679 | 37.679 | 95 | 31.150 | 273 | 1:06.850 | | 145 | 2:01.448 | 36.680 | 93 | 30.384 | 276 | 54.384 | |
| 66 | 4:14.594 | 2:49.901 | 101 | 30.725 | 276 | 53.968 | | 146 | 2:12.373 | 36.513 | 99 | 30.507 | 276 | 1:05.353 | |
| 67 | 2:01.439 | 36.740 | 98 | 30.481 | 276 | 54.218 | | 147 | 3:26.002 | 2:00.759 | 100 | 30.855 | 273 | 54.388 | |
| 68 | 2:01.814 | 37.447 | 95 | 30.619 | 278 | 53.748 | | 148 | 2:01.914 | 36.760 | 102 | 30.351 | 276 | 54.803 | |
| 69 | 2:01.584 | 37.083 | 91 | 30.674 | 277 | 53.827 | | 149 | 2:00.483 | 36.575 | 101 | 30.449 | 274 | 53.459 | |
| 70 | 1:59.823 | 36.309 | 100 | 30.452 | 276 | ***53.062*** | | 150 | 2:00.094 | 36.250 | 96 | 30.363 | 275 | 53.481 | |
| 71 | 1:59.944 | 36.216 | 98 | 30.282 | 279 | 53.446 | | 151 | 2:00.226 | 36.246 | 92 | 30.326 | 275 | 53.654 | |
| 72 | 2:00.388 | 36.736 | 100 | 30.442 | 276 | 53.210 | | 152 | ***1:59.704*** | 36.239 | 101 | 30.301 | 276 | 53.164 | |
| 73 | 2:00.534 | 36.599 | 101 | 30.447 | 276 | 53.488 | | 153 | 2:00.318 | 36.629 | 100 | 30.265 | 276 | 53.424 | |
| 74 | 2:01.287 | 36.479 | 100 | 30.240 | 280 | 54.568 | | 154 | 2:02.053 | 36.935 | 98 | 30.720 | 276 | 54.398 | |
| 75 | 1:59.769 | 36.270 | 98 | 30.430 | 276 | 53.069 | | 155 | 2:01.818 | 37.057 | 97 | 30.468 | 274 | 54.293 | |
| 76 | 1:59.764 | ***36.017*** | 102 | 30.389 | 276 | 53.358 | | 156 | 2:02.437 | 37.990 | ***104*** | 30.499 | 275 | 53.948 | |
| 77 | 2:00.130 | 36.322 | 101 | 30.261 | 277 | 53.547 | | 157 | 2:01.112 | 36.534 | 100 | 30.558 | 273 | 54.020 | |
| 78 | 2:00.036 | 36.172 | 103 | 30.366 | 278 | 53.498 | | 158 | 2:01.422 | 36.581 | 97 | 30.669 | 273 | 54.172 | |
| 79 | 2:00.267 | 36.347 | 100 | 30.283 | 279 | 53.637 | | 159 | 2:00.844 | 36.152 | 94 | 30.544 | 274 | 54.148 | |
| 80 | 2:01.270 | 36.623 | 95 | 30.819 | 276 | 53.828 | | | | | | | | | |

**7** Smith, GBR/ Meyrick, GBR/ Kane, GBR , **theoretical besttime: 1:57.501**

| | | | | | | | | | | | | | |
|---|---|---|---|---|---|---|---|---|---|---|---|---|---|
| 1 | 3:42.144 | 39.391 | 100 | 55.999 | 86 | 2:06.754 | 87 | 2:00.318 | 36.247 | 97 | 30.090 | 281 | 53.981 |
| 2 | 2:15.411 | 38.578 | 97 | 30.190 | 279 | 1:06.643 | 88 | 2:00.424 | 36.444 | 97 | 30.183 | 281 | 53.797 |
| 3 | 3:20.978 | 50.838 | 84 | 51.423 | 172 | 1:38.717 | 89 | 2:00.425 | 36.537 | 97 | 30.211 | 282 | 53.677 |
| 4 | 2:00.031 | 36.591 | 99 | 29.889 | 279 | 53.551 | 90 | 2:00.348 | 36.064 | 93 | 30.057 | 281 | 54.227 |
| 5 | 1:59.025 | 36.174 | 101 | ***29.858*** | 282 | 52.993 | 91 | 2:11.122 | 36.421 | 95 | 30.354 | 281 | 1:04.347 |
| 6 | 1:59.216 | 36.048 | 101 | 29.874 | 283 | 53.294 | 92 | 3:18.104 | 1:54.721 | 95 | 30.247 | 279 | 53.136 |
| 7 | 1:59.086 | 36.041 | 100 | 29.926 | 282 | 53.119 | 93 | 2:34.133 | 45.889 | 87 | 52.747 | 220 | 55.497 |
| 8 | 1:58.788 | 36.019 | 98 | 29.884 | 282 | 52.885 | 94 | 2:01.607 | 36.947 | 93 | 30.692 | 275 | 53.968 |
| 9 | 1:58.741 | 35.874 | 99 | 29.973 | 281 | 52.894 | 95 | 3:12.304 | 37.058 | 99 | 56.128 | 129 | 1:39.118 |
| 10 | 1:58.607 | 35.839 | 99 | 29.888 | 281 | 52.880 | 96 | 3:29.637 | 56.665 | 84 | 1:04.756 | 80 | 1:28.216 |
| 11 | 1:59.777 | 36.309 | 97 | 30.343 | 281 | 53.125 | 97 | 2:02.050 | 37.702 | 93 | 30.372 | 280 | 53.976 |
| 12 | 1:58.833 | 35.766 | 97 | 29.916 | 281 | 53.151 | 98 | 2:01.979 | 36.700 | 99 | 30.042 | 278 | 55.237 |
| 13 | 1:59.607 | 36.061 | 97 | 29.917 | 283 | 53.629 | 99 | 2:01.608 | 36.462 | 98 | 30.228 | 281 | 54.918 |
| 14 | 1:59.421 | 35.949 | 96 | 30.117 | 282 | 53.355 | 100 | 2:02.109 | 37.303 | 93 | 30.297 | 278 | 54.509 |
| 15 | 1:59.377 | 36.068 | 98 | 30.165 | 278 | 53.144 | 101 | 2:00.325 | 36.339 | 95 | 30.243 | 279 | 53.743 |
| 16 | 2:01.143 | 35.745 | 94 | 30.051 | 281 | 55.347 | 102 | 2:00.011 | 36.223 | 96 | 30.228 | 278 | 53.560 |
| 17 | 2:00.137 | 36.485 | 96 | 30.049 | 282 | 53.603 | 103 | 2:00.372 | 36.285 | 96 | 30.411 | 280 | 53.676 |
| 18 | 1:59.269 | 35.872 | 94 | 30.055 | 282 | 53.342 | 104 | 1:59.838 | 36.115 | 99 | 30.328 | 278 | 53.395 |
| 19 | 2:00.350 | 35.937 | 97 | 30.171 | 282 | 54.242 | 105 | 2:00.532 | 36.421 | 93 | 30.222 | 278 | 53.889 |
| 20 | 2:00.177 | 36.149 | 95 | 30.194 | 280 | 53.834 | 106 | 2:00.090 | 36.113 | 97 | 30.273 | 278 | 53.704 |
| 21 | 2:00.074 | 36.151 | 96 | 30.109 | 281 | 53.814 | 107 | 2:01.125 | 36.570 | 97 | 30.173 | 280 | 54.382 |
| 22 | 1:59.797 | 35.995 | 95 | 30.173 | 281 | 53.629 | 108 | 2:10.706 | 36.457 | 98 | 30.348 | 278 | 1:03.901 |
| 23 | 2:00.349 | 36.197 | 92 | 30.338 | 282 | 53.814 | 109 | 3:10.266 | 1:46.669 | 95 | 30.458 | 276 | 53.139 |
| 24 | 2:00.400 | 36.000 | 95 | 30.129 | 281 | 54.271 | 110 | 2:01.284 | 36.435 | 99 | 30.114 | 278 | 54.735 |
| 25 | 2:00.361 | 35.963 | 95 | 30.689 | 281 | 53.709 | 111 | 2:01.185 | 36.886 | ***103*** | 30.849 | 276 | 53.450 |
| 26 | 2:00.104 | 36.120 | 95 | 30.062 | 282 | 53.922 | 112 | 1:59.658 | 35.647 | 97 | 31.251 | 273 | 52.760 |
| 27 | 2:00.185 | 36.345 | 92 | 30.168 | 280 | 53.672 | 113 | 1:58.560 | 35.790 | 97 | 30.057 | 278 | 52.713 |
| 28 | 2:00.388 | 36.098 | 96 | 30.151 | 282 | 54.139 | 114 | 1:59.047 | 36.358 | 96 | 30.202 | 274 | 52.487 |
| 29 | 2:01.136 | 36.051 | 96 | 30.253 | 280 | 54.832 | 115 | 1:58.392 | 35.524 | 96 | 29.978 | 276 | 52.890 |
| 30 | 2:10.611 | 36.056 | 97 | 30.165 | 282 | 1:04.390 | 116 | ***1:57.953*** | 35.449 | 100 | 30.092 | 277 | 52.412 |

# Blancpain Endurance Series

## Lap analysis Race

Provisional

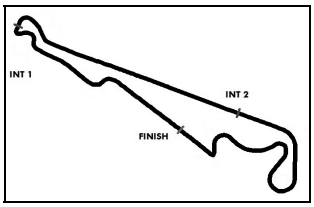


Circuit Paul Ricard Short, Length: 5791 m
Air temperature: 19.6°C
Track temperature: 20.3°C
Weather condition: Dry

Saturday 20.6.2015 17:00

## Lap analysis: Race

| Lap | Time | SE1 | SP1 | SE2 | SP2 | SE3 | SP3 |
|---|---|---|---|---|---|---|---|
| 31 | 3:20.245 | 1:55.971 | 99 | 30.473 | 278 | 53.801 | |
| 32 | 2:01.195 | 36.957 | 94 | 30.182 | ***283*** | 54.056 | |
| 33 | 1:59.777 | 36.231 | 97 | 30.109 | 279 | 53.437 | |
| 34 | 2:01.595 | 36.063 | 99 | 30.044 | 280 | 55.488 | |
| 35 | 1:59.275 | 36.236 | 98 | 29.923 | 281 | 53.116 | |
| 36 | 1:59.257 | 35.869 | 99 | 30.059 | 281 | 53.329 | |
| 37 | 1:59.753 | 36.318 | 99 | 30.047 | 280 | 53.388 | |
| 38 | 2:01.427 | 36.360 | 95 | 30.381 | 282 | 54.686 | |
| 39 | 2:08.218 | 35.734 | 98 | 30.835 | 271 | 1:01.649 | |
| 40 | 2:13.732 | 40.297 | 85 | 35.390 | 253 | 58.045 | |
| 41 | 2:13.454 | 39.507 | 86 | 32.956 | 273 | 1:00.991 | |
| 42 | 3:23.775 | 40.608 | 88 | 1:07.379 | 83 | 1:35.788 | |
| 43 | 3:00.523 | 1:01.267 | 81 | 49.948 | 189 | 1:09.308 | |
| 44 | 2:41.908 | 45.070 | 88 | 52.609 | 203 | 1:04.229 | |
| 45 | 2:21.579 | 42.772 | 87 | 38.633 | 225 | 1:00.174 | |
| 46 | 2:19.507 | 40.702 | 89 | 36.327 | 240 | 1:02.478 | |
| 47 | 2:35.248 | 42.649 | 84 | 37.624 | 255 | 1:14.975 | |
| 48 | 2:00.718 | 36.766 | 98 | 30.250 | 278 | 53.702 | |
| 49 | 1:59.110 | 35.801 | 98 | 30.059 | 281 | 53.250 | |
| 50 | 1:59.584 | 35.996 | 98 | 30.129 | 278 | 53.459 | |
| 51 | 1:59.731 | 36.259 | 98 | 30.012 | 279 | 53.460 | |
| 52 | 2:00.056 | 36.065 | 98 | 30.223 | 281 | 53.768 | |
| 53 | 1:59.717 | 36.187 | 97 | 30.166 | 280 | 53.364 | |
| 54 | 2:00.489 | 36.208 | 94 | 30.101 | 281 | 54.180 | |
| 55 | 2:01.056 | 37.183 | 94 | 30.176 | 276 | 53.697 | |
| 56 | 1:59.716 | 36.244 | 97 | 30.091 | 281 | 53.381 | |
| 57 | 2:01.132 | 37.499 | 96 | 29.946 | 282 | 53.687 | |
| 58 | 2:01.069 | 37.311 | 95 | 30.101 | 281 | 53.657 | |
| 59 | 2:11.362 | 36.398 | 94 | 30.095 | 281 | 1:04.869 | |
| 60 | 3:19.309 | 1:55.968 | 100 | 30.281 | 281 | 53.060 | |
| 61 | 1:59.827 | 36.347 | 97 | 30.310 | 278 | 53.170 | |
| 62 | 1:59.524 | 36.046 | 96 | 30.212 | 280 | 53.266 | |
| 63 | 2:00.679 | 36.783 | 100 | 30.149 | 282 | 53.747 | |
| 64 | 2:00.697 | 36.808 | 94 | 30.217 | 281 | 53.672 | |
| 65 | 1:59.473 | 36.024 | 96 | 30.179 | 277 | 53.270 | |
| 66 | 1:59.771 | 36.079 | 94 | 30.220 | 279 | 53.472 | |
| 67 | 2:00.076 | 36.175 | 96 | 30.390 | 278 | 53.511 | |
| 68 | 1:59.774 | 36.028 | 98 | 30.380 | 280 | 53.366 | |
| 69 | 1:59.549 | 35.985 | 95 | 30.185 | 280 | 53.379 | |
| 70 | 2:00.033 | 36.133 | 97 | 30.125 | 279 | 53.775 | |
| 71 | 2:00.111 | 36.289 | 89 | 30.264 | 278 | 53.558 | |
| 72 | 2:00.262 | 36.176 | 96 | 30.561 | 278 | 53.525 | |
| 73 | 2:00.115 | 36.230 | 95 | 30.296 | 278 | 53.589 | |
| 74 | 2:00.420 | 36.455 | 92 | 30.144 | 281 | 53.821 | |
| 75 | 2:00.687 | 36.432 | 92 | 30.417 | 279 | 53.838 | |
| 76 | 2:00.776 | 36.326 | 94 | 30.121 | 280 | 54.329 | |
| 77 | 2:00.075 | 36.463 | 94 | 30.122 | 281 | 53.490 | |
| 78 | 1:59.927 | 36.147 | 94 | 30.111 | 280 | 53.669 | |
| 79 | 2:00.854 | 37.070 | 93 | 30.016 | 281 | 53.768 | |
| 80 | 2:00.135 | 35.970 | 93 | 30.403 | 281 | 53.762 | |
| 81 | 2:01.651 | 36.524 | 91 | 29.989 | 282 | 55.138 | |
| 82 | 2:01.044 | 36.666 | 93 | 30.049 | 281 | 54.329 | |
| 83 | 2:01.905 | 37.648 | 92 | 30.057 | 282 | 54.200 | |
| 84 | 1:59.937 | 36.072 | 99 | 30.048 | 281 | 53.817 | |
| 85 | 2:00.098 | 36.393 | 97 | 30.100 | 281 | 53.605 | |
| 86 | 2:00.480 | 36.534 | 95 | 30.183 | 280 | 53.763 | |
| 117 | 1:58.036 | 35.369 | 98 | 30.065 | 278 | 52.602 | |
| 118 | 1:59.251 | 35.724 | 98 | 30.133 | 278 | 53.394 | |
| 119 | 1:58.043 | ***35.279*** | 98 | 30.061 | 276 | 52.703 | |
| 120 | 1:59.057 | 35.826 | 99 | 30.295 | 276 | 52.936 | |
| 121 | 1:58.867 | 35.740 | 96 | 30.143 | 279 | 52.984 | |
| 122 | 1:58.848 | 35.684 | 94 | 30.016 | 280 | 53.148 | |
| 123 | 1:59.581 | 36.426 | 98 | 30.112 | 278 | 53.043 | |
| 124 | 2:00.661 | 36.030 | 94 | 30.059 | 280 | 54.572 | |
| 125 | 1:59.725 | 35.874 | 94 | 30.173 | 279 | 53.678 | |
| 126 | 1:58.622 | 35.756 | 98 | 30.250 | 277 | 52.616 | |
| 127 | 1:58.594 | 35.525 | 95 | 30.041 | 278 | 53.028 | |
| 128 | 2:01.187 | 37.173 | 96 | 30.254 | 281 | 53.760 | |
| 129 | 2:00.544 | 36.447 | 94 | 30.240 | 282 | 53.857 | |
| 130 | 2:00.642 | 36.270 | 95 | 30.200 | 277 | 54.172 | |
| 131 | 2:03.360 | 36.930 | 94 | 30.283 | 282 | 56.147 | |
| 132 | 2:00.442 | 36.689 | 80 | 30.418 | 278 | 53.335 | |
| 133 | 1:59.241 | 35.878 | 95 | 30.263 | 278 | 53.100 | |
| 134 | 1:59.704 | 36.247 | 94 | 30.140 | 277 | 53.317 | |
| 135 | 2:00.219 | 35.879 | 95 | 30.263 | 277 | 54.077 | |
| 136 | 1:59.405 | 35.823 | 96 | 30.188 | 279 | 53.394 | |
| 137 | 1:59.047 | 35.747 | 97 | 30.036 | 281 | 53.264 | |
| 138 | 1:59.248 | 35.846 | 97 | 30.311 | 278 | 53.091 | |
| 139 | 1:59.891 | 35.942 | 95 | 30.416 | 279 | 53.533 | |
| 140 | 2:10.507 | 36.197 | 95 | 30.297 | 282 | 1:04.013 | |
| 141 | 3:25.028 | 2:01.649 | 99 | 30.246 | 278 | 53.133 | |
| 142 | 1:58.119 | 35.692 | 95 | 30.063 | 278 | ***52.364*** | |
| 143 | 1:58.285 | 35.603 | 96 | 30.131 | 278 | 52.551 | |
| 144 | 1:59.425 | 36.053 | 96 | 30.171 | 282 | 53.201 | |
| 145 | 1:58.718 | 35.818 | 96 | 30.042 | 279 | 52.858 | |
| 146 | 1:58.692 | 35.864 | 96 | 30.217 | 278 | 52.611 | |
| 147 | 1:58.454 | 35.569 | 100 | 30.117 | 279 | 52.768 | |
| 148 | 1:58.406 | 35.704 | 98 | 30.144 | 278 | 52.558 | |
| 149 | 1:58.651 | 35.888 | 96 | 30.079 | 281 | 52.684 | |
| 150 | 1:58.677 | 35.652 | 97 | 30.174 | 278 | 52.851 | |
| 151 | 1:58.850 | 35.905 | 93 | 30.148 | 278 | 52.797 | |
| 152 | 1:58.781 | 35.582 | 98 | 30.333 | 278 | 52.866 | |
| 153 | 1:59.876 | 35.766 | 98 | 30.319 | 279 | 53.791 | |
| 154 | 1:59.534 | 36.240 | 91 | 30.438 | 277 | 52.856 | |
| 155 | 1:59.304 | 35.629 | 95 | 30.217 | 278 | 53.458 | |
| 156 | 1:58.936 | 35.662 | 97 | 30.158 | 278 | 53.116 | |
| 157 | 2:00.959 | 36.700 | 96 | 30.147 | 281 | 54.112 | |
| 158 | 1:59.042 | 35.814 | 91 | 30.097 | 281 | 53.131 | |
| 159 | 1:59.888 | 35.748 | 93 | 29.959 | 280 | 54.181 | |
| 160 | 1:58.717 | 35.579 | 93 | 30.135 | 278 | 53.003 | |
| 161 | 1:59.065 | 35.695 | 95 | 30.429 | 279 | 52.941 | |
| 162 | 1:59.282 | 35.815 | 94 | 30.163 | 279 | 53.304 | |
| 163 | 1:59.135 | 35.837 | 93 | 30.125 | 279 | 53.173 | |
| 164 | 1:59.164 | 35.778 | 94 | 30.398 | 280 | 52.988 | |
| 165 | 1:58.961 | 35.936 | 92 | 30.074 | 279 | 52.951 | |
| 166 | 2:02.093 | 35.731 | 93 | 30.086 | 281 | 56.276 | |
| 167 | 1:59.732 | 35.755 | 95 | 29.975 | 281 | 54.002 | |
| 168 | 2:09.665 | 36.148 | 95 | 39.781 | 269 | 53.736 | |
| 169 | 2:00.010 | 36.397 | 91 | 30.478 | 280 | 53.135 | |
| 170 | 1:59.260 | 35.687 | 93 | 30.387 | 278 | 53.186 | |
| 171 | 1:59.844 | 35.980 | 92 | 30.324 | 280 | 53.540 | |

# Blancpain Endurance Series

## Lap analysis Race

Provisional

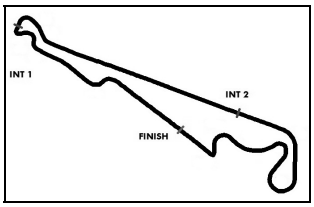


Circuit Paul Ricard Short, Length: 5791 m
Air temperature: 19.6°C
Track temperature: 20.3°C
Weather condition: Dry

Saturday 20.6.2015 17:00

## Lap analysis: Race

**8** Buhk, DEU/ Soulet, BEL/ Soucek, ESP , **theoretical besttime: 1:57.427**

| Lap | Time | SE1 | SP1 | SE2 | SP2 | SE3 | SP3 |
|---|---|---|---|---|---|---|---|
| 1 | 3:43.317 | 40.201 | 91 | 57.556 | 86 | 2:05.560 | |
| 2 | 3:16.264 | 1:34.277 | 53 | 36.568 | 196 | 1:05.419 | |
| 3 | 3:16.745 | 1:52.767 | 98 | 30.222 | 276 | 53.756 | |
| 4 | 2:00.053 | 36.093 | 98 | 30.041 | 280 | 53.919 | |
| 5 | 2:00.028 | 36.348 | 98 | 29.924 | 282 | 53.756 | |
| 6 | 2:00.481 | 36.762 | 98 | 29.942 | 281 | 53.777 | |
| 7 | 2:01.133 | 37.068 | 93 | 30.258 | 281 | 53.807 | |
| 8 | 2:00.167 | 36.302 | 98 | 30.009 | 282 | 53.856 | |
| 9 | 1:59.962 | 36.537 | 99 | 29.818 | 282 | 53.607 | |
| 10 | 2:00.437 | 36.299 | 94 | ***29.762*** | 283 | 54.376 | |
| 11 | 2:00.056 | 36.210 | 98 | 30.081 | 276 | 53.765 | |
| 12 | 2:00.344 | 36.267 | 97 | 29.888 | ***283*** | 54.189 | |
| 13 | 2:00.796 | 36.637 | 97 | 29.875 | 283 | 54.284 | |
| 14 | 2:10.997 | 36.321 | 97 | 30.157 | ***283*** | 1:04.519 | |
| 15 | 2:30.890 | 1:06.657 | 95 | 30.212 | 279 | 54.021 | |
| 16 | 2:01.085 | 36.600 | 96 | 30.151 | 283 | 54.334 | |
| 17 | 2:01.450 | 36.654 | 93 | 30.131 | 282 | 54.665 | |
| 18 | 2:03.081 | 37.886 | 93 | 30.404 | 282 | 54.791 | |
| 19 | 2:04.195 | 37.745 | 89 | 30.778 | 267 | 55.672 | |
| 20 | 2:01.240 | 36.729 | 98 | 30.215 | 282 | 54.296 | |
| 21 | 2:01.123 | 36.370 | 96 | 30.399 | 282 | 54.354 | |
| 22 | 2:01.343 | 36.525 | 96 | 30.255 | 281 | 54.563 | |
| 23 | 2:01.491 | 36.567 | 96 | 30.326 | 283 | 54.598 | |
| 24 | 2:00.955 | 36.647 | 95 | 30.143 | 282 | 54.165 | |
| 25 | 2:03.470 | 38.090 | 95 | 30.341 | 283 | 55.039 | |
| 26 | 2:01.695 | 36.865 | 96 | 30.319 | 281 | 54.511 | |
| 27 | 2:01.760 | 36.795 | 95 | 30.332 | 281 | 54.633 | |
| 28 | 2:12.486 | 36.688 | 91 | 30.307 | 282 | 1:05.491 | |
| 29 | 3:38.404 | 2:14.579 | 95 | 30.595 | 279 | 53.230 | |
| 30 | 1:59.537 | 35.977 | 97 | 30.369 | 280 | 53.191 | |
| 31 | 2:00.143 | 36.335 | 94 | 30.454 | 280 | 53.354 | |
| 32 | 1:58.794 | 35.719 | 98 | 29.916 | 280 | 53.159 | |
| 33 | 1:59.618 | 35.780 | 97 | 29.916 | 282 | 53.922 | |
| 34 | 1:59.719 | 36.481 | 97 | 30.019 | 282 | 53.219 | |
| 35 | 1:59.668 | 36.107 | 90 | 30.086 | 282 | 53.475 | |
| 36 | 1:59.642 | 35.887 | 97 | 30.018 | 282 | 53.737 | |
| 37 | 1:58.998 | 35.645 | 98 | 30.048 | 282 | 53.305 | |
| 38 | 2:08.813 | 36.073 | 97 | 35.008 | 230 | 57.732 | |
| 39 | 2:49.036 | 52.951 | 40 | 58.534 | 261 | 57.551 | |
| 40 | 2:11.476 | 38.748 | 86 | 35.893 | 271 | 56.835 | |
| 41 | 2:39.195 | 38.392 | 96 | 36.018 | 195 | 1:24.785 | |
| 42 | 2:59.328 | 58.339 | 91 | 56.317 | 180 | 1:04.672 | |
| 43 | 2:39.660 | 44.874 | 97 | 58.000 | 196 | 56.786 | |
| 44 | 2:20.495 | 44.485 | 95 | 38.900 | 246 | 57.110 | |
| 45 | 2:20.983 | 46.518 | 84 | 38.774 | 223 | 55.691 | |
| 46 | 2:32.611 | 42.851 | 94 | 36.240 | 257 | 1:13.520 | |
| 47 | 2:01.444 | 37.494 | 93 | 30.135 | 282 | 53.815 | |
| 48 | 2:00.850 | 37.071 | 88 | 30.149 | 281 | 53.630 | |
| 49 | 2:01.777 | 36.828 | 94 | 30.421 | 282 | 54.528 | |
| 50 | 2:01.119 | 36.109 | 97 | 30.499 | 278 | 54.511 | |
| 51 | 2:00.173 | 36.533 | 92 | 30.236 | 281 | 53.404 | |
| 52 | 1:59.502 | 35.829 | 98 | 30.001 | 282 | 53.672 | |
| 53 | 1:59.555 | 35.953 | 97 | 29.995 | 281 | 53.607 | |
| 54 | 2:00.020 | 36.131 | 98 | 30.156 | 279 | 53.733 | |
| 55 | 1:59.340 | 35.914 | 97 | 30.120 | 281 | 53.306 | |
| 56 | 1:59.458 | 35.800 | 100 | 30.008 | 281 | 53.650 | |
| 57 | 2:10.599 | 36.317 | 97 | 30.113 | 282 | 1:04.169 | |
| 58 | 3:33.095 | 2:09.733 | 98 | 30.188 | 281 | 53.174 | |
| 59 | 1:59.509 | 36.146 | 100 | 30.290 | 282 | 53.073 | |
| 86 | 2:11.085 | 36.400 | 98 | 30.240 | 283 | 1:04.445 | |
| 87 | 3:29.024 | 2:05.562 | 98 | 29.961 | 281 | 53.501 | |
| 88 | 2:11.156 | 36.951 | 93 | 30.141 | 281 | 1:04.064 | |
| 89 | 2:51.359 | 1:27.305 | 95 | 30.081 | 280 | 53.973 | |
| 90 | 1:59.815 | 36.226 | 92 | 29.976 | 282 | 53.613 | |
| 91 | 2:06.897 | 38.451 | 86 | 32.864 | 263 | 55.582 | |
| 92 | 2:03.269 | 37.626 | 94 | 31.154 | 278 | 54.489 | |
| 93 | 3:42.389 | 49.422 | 69 | 1:13.934 | 104 | 1:39.033 | |
| 94 | 3:36.230 | 59.782 | 79 | 1:04.067 | 82 | 1:32.381 | |
| 95 | 2:02.225 | 37.150 | 95 | 30.975 | 276 | 54.100 | |
| 96 | 2:00.120 | 36.718 | 91 | 30.152 | 282 | 53.250 | |
| 97 | 1:59.783 | 36.210 | 91 | 29.945 | 281 | 53.628 | |
| 98 | 1:58.973 | 36.004 | 91 | 29.955 | 281 | 53.014 | |
| 99 | 1:59.183 | 35.976 | 92 | 29.964 | 281 | 53.243 | |
| 100 | 1:59.392 | 36.120 | 96 | 30.032 | 281 | 53.240 | |
| 101 | 1:59.142 | 36.009 | 92 | 30.039 | 281 | 53.094 | |
| 102 | 1:59.172 | 35.982 | 95 | 30.093 | 281 | 53.097 | |
| 103 | 1:59.311 | 36.266 | 94 | 29.974 | 282 | 53.071 | |
| 104 | 1:59.608 | 36.423 | 94 | 29.993 | 282 | 53.192 | |
| 105 | 1:59.572 | 36.270 | 94 | 29.962 | 282 | 53.340 | |
| 106 | 1:59.450 | 36.271 | 92 | 29.991 | 283 | 53.188 | |
| 107 | 1:59.708 | 36.242 | 91 | 29.947 | 282 | 53.519 | |
| 108 | 1:59.224 | 36.028 | 93 | 29.894 | 281 | 53.302 | |
| 109 | 2:00.869 | 37.181 | 91 | 30.417 | 278 | 53.271 | |
| 110 | 1:59.633 | 35.970 | 95 | 30.005 | 279 | 53.658 | |
| 111 | 2:00.543 | 36.275 | 92 | 30.036 | 281 | 54.232 | |
| 112 | 2:00.094 | 36.289 | 93 | 30.134 | 279 | 53.671 | |
| 113 | 2:01.496 | 36.547 | 94 | 30.453 | 279 | 54.496 | |
| 114 | 2:00.089 | 36.240 | 91 | 30.139 | 278 | 53.710 | |
| 115 | 2:10.532 | 36.292 | 92 | 30.369 | 278 | 1:03.871 | |
| 116 | 3:14.069 | 1:50.493 | 94 | 30.304 | 276 | 53.272 | |
| 117 | 1:59.063 | 35.782 | 93 | 30.170 | 276 | 53.111 | |
| 118 | 1:59.575 | 35.881 | 93 | 30.317 | 278 | 53.377 | |
| 119 | 2:00.131 | 36.515 | 92 | 30.227 | 280 | 53.389 | |
| 120 | 1:59.539 | 36.152 | 94 | 29.992 | 280 | 53.395 | |
| 121 | 2:01.097 | 36.082 | 94 | 31.325 | 276 | 53.690 | |
| 122 | 2:01.047 | 36.400 | 93 | 30.407 | 277 | 54.240 | |
| 123 | 1:59.775 | 36.124 | 91 | 30.285 | 278 | 53.366 | |
| 124 | 1:59.374 | 35.832 | 94 | 30.232 | 277 | 53.310 | |
| 125 | 1:59.856 | 35.936 | 94 | 30.087 | 278 | 53.833 | |
| 126 | 2:02.366 | 36.543 | 94 | 30.431 | 276 | 55.392 | |
| 127 | 2:01.284 | 36.937 | 93 | 30.196 | 281 | 54.151 | |
| 128 | 2:00.289 | 36.219 | 91 | 30.294 | 278 | 53.776 | |
| 129 | 2:02.674 | 36.454 | 95 | 30.309 | 282 | 55.911 | |
| 130 | 2:01.591 | 36.628 | 88 | 31.197 | 278 | 53.766 | |
| 131 | 1:59.837 | 36.107 | 90 | 30.282 | 278 | 53.448 | |
| 132 | 2:00.536 | 36.623 | 94 | 30.387 | 278 | 53.526 | |
| 133 | 2:00.131 | 36.086 | 94 | 30.327 | 279 | 53.718 | |
| 134 | 2:00.495 | 36.196 | 92 | 30.243 | 281 | 54.056 | |
| 135 | 2:00.788 | 36.299 | 89 | 30.344 | 280 | 54.145 | |
| 136 | 2:00.302 | 36.159 | 94 | 30.241 | 279 | 53.902 | |
| 137 | 2:00.709 | 36.438 | 90 | 30.389 | 278 | 53.882 | |
| 138 | 2:00.003 | 36.171 | 88 | 30.270 | 280 | 53.562 | |
| 139 | 2:00.946 | 36.529 | 91 | 30.018 | 281 | 54.399 | |
| 140 | 2:12.712 | 37.491 | 93 | 30.371 | 281 | 1:04.850 | |
| 141 | 3:29.888 | 2:06.173 | 97 | 30.261 | 278 | 53.454 | |
| 142 | 1:58.387 | 35.787 | 97 | 30.230 | 277 | ***52.370*** | |
| 143 | ***1:57.890*** | ***35.295*** | 97 | 30.112 | 278 | 52.483 | |
| 144 | 1:58.329 | 35.427 | 98 | 30.181 | 277 | 52.721 | |

# Blancpain Endurance Series

## Lap analysis Race

Provisional

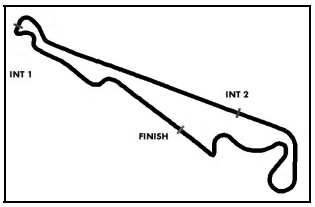


Circuit Paul Ricard Short, Length: 5791 m
Air temperature: 19.6°C
Track temperature: 20.3°C
Weather condition: Dry

Saturday 20.6.2015 17:00

## Lap analysis: Race

| Lap | Time | SE1 | SP1 | SE2 | SP2 | SE3 | SP3 | Lap | Time | SE1 | SP1 | SE2 | SP2 | SE3 | SP3 |
|---|---|---|---|---|---|---|---|---|---|---|---|---|---|---|---|
| 60 | 1:59.885 | 35.997 | 99 | 30.038 | 283 | 53.850 | | 145 | 1:59.331 | 35.522 | 97 | 29.994 | 281 | 53.815 | |
| 61 | 2:00.905 | 37.213 | 85 | 30.131 | 281 | 53.561 | | 146 | 1:59.614 | 36.104 | 97 | 30.209 | 280 | 53.301 | |
| 62 | 2:01.788 | 36.933 | 95 | 30.346 | 282 | 54.509 | | 147 | 1:59.201 | 35.799 | 97 | 30.222 | 281 | 53.180 | |
| 63 | 1:59.899 | 36.134 | ***100*** | 30.267 | 283 | 53.498 | | 148 | 1:59.505 | 36.197 | 91 | 30.205 | 280 | 53.103 | |
| 64 | 1:59.505 | 36.300 | 99 | 30.053 | 281 | 53.152 | | 149 | 1:58.816 | 35.607 | 96 | 30.077 | 280 | 53.132 | |
| 65 | 1:59.305 | 35.784 | 98 | 30.019 | 281 | 53.502 | | 150 | 1:59.686 | 35.788 | 97 | 30.131 | 281 | 53.767 | |
| 66 | 2:00.030 | 36.363 | 99 | 30.041 | 283 | 53.626 | | 151 | 1:58.792 | 35.671 | 98 | 30.140 | 281 | 52.981 | |
| 67 | 2:00.484 | 35.793 | 96 | 30.068 | 283 | 54.623 | | 152 | 2:00.791 | 36.871 | 95 | 30.333 | 276 | 53.587 | |
| 68 | 2:01.712 | 36.208 | 98 | 30.741 | 278 | 54.763 | | 153 | 2:00.341 | 36.436 | 97 | 30.270 | 282 | 53.635 | |
| 69 | 2:00.820 | 36.976 | 96 | 30.154 | ***283*** | 53.690 | | 154 | 2:00.817 | 36.482 | 93 | 30.213 | 281 | 54.122 | |
| 70 | 2:01.085 | 36.549 | 96 | 29.990 | 283 | 54.546 | | 155 | 1:59.742 | 35.700 | 97 | 30.226 | 281 | 53.816 | |
| 71 | 2:00.632 | 36.208 | 99 | 29.851 | 275 | 54.573 | | 156 | 2:00.256 | 36.643 | 97 | 30.144 | 281 | 53.469 | |
| 72 | 2:00.998 | 37.045 | 96 | 30.133 | 283 | 53.820 | | 157 | 2:00.519 | 36.987 | 95 | 30.182 | 279 | 53.350 | |
| 73 | 2:02.541 | 36.440 | 90 | 31.788 | 276 | 54.313 | | 158 | 1:59.549 | 35.991 | 95 | 30.241 | 278 | 53.317 | |
| 74 | 2:00.216 | 36.187 | 97 | 30.217 | 283 | 53.812 | | 159 | 1:59.665 | 36.032 | 98 | 30.298 | 278 | 53.335 | |
| 75 | 2:00.456 | 36.327 | 97 | 30.121 | 282 | 54.008 | | 160 | 1:59.862 | 36.301 | 97 | 30.219 | 278 | 53.342 | |
| 76 | 2:00.664 | 36.228 | 99 | 30.003 | 283 | 54.433 | | 161 | 2:01.321 | 37.076 | 91 | 30.190 | 281 | 54.055 | |
| 77 | 2:00.248 | 36.148 | 97 | 30.239 | 281 | 53.861 | | 162 | 1:59.677 | 35.930 | 94 | 30.151 | 280 | 53.596 | |
| 78 | 2:00.376 | 36.350 | 96 | 30.200 | 280 | 53.826 | | 163 | 1:59.497 | 35.987 | 97 | 30.199 | 281 | 53.311 | |
| 79 | 1:59.829 | 36.196 | 97 | 29.952 | 282 | 53.681 | | 164 | 1:59.515 | 35.902 | 91 | 30.264 | 281 | 53.349 | |
| 80 | 2:01.482 | 36.676 | 96 | 30.028 | 283 | 54.778 | | 165 | 1:59.858 | 36.316 | 96 | 30.109 | 281 | 53.433 | |
| 81 | 2:00.631 | 36.250 | 93 | 30.184 | 282 | 54.197 | | 166 | 2:00.072 | 35.919 | 97 | 30.218 | 280 | 53.935 | |
| 82 | 2:00.920 | 36.455 | 95 | 30.034 | 278 | 54.431 | | 167 | 1:59.718 | 35.985 | 96 | 30.155 | 278 | 53.578 | |
| 83 | 2:01.508 | 36.980 | 97 | 30.123 | 282 | 54.405 | | 168 | 1:59.828 | 36.084 | 94 | 30.239 | 279 | 53.505 | |
| 84 | 2:00.149 | 36.187 | 97 | 30.035 | 281 | 53.927 | | 169 | 2:01.111 | 36.000 | 94 | 30.196 | 280 | 54.915 | |
| 85 | 2:00.638 | 36.277 | 97 | 30.115 | 279 | 54.246 | | | | | | | | | |

**9** Zanardi, ITA/ Spengler, CAN/ Glock, DEU , **theoretical besttime: 1:58.972**

| | | | | | | | | | | | | | |
|---|---|---|---|---|---|---|---|---|---|---|---|---|---|
| 1 | 3:47.044 | 46.627 | 97 | 1:03.304 | 82 | 1:57.113 | 44 | 2:01.102 | 36.794 | 99 | 30.469 | ***273*** | 53.839 |
| 2 | 2:23.843 | 38.962 | 75 | 31.603 | 272 | 1:13.278 | 45 | 2:01.976 | 37.162 | 103 | 30.339 | 271 | 54.475 |
| 3 | 3:16.040 | 47.587 | 97 | 53.594 | 182 | 1:34.859 | 46 | 2:01.935 | 36.662 | 100 | 31.010 | ***273*** | 54.263 |
| 4 | 2:01.257 | 37.049 | 99 | 30.153 | 272 | 54.055 | 47 | 2:02.760 | 36.928 | 98 | 30.471 | ***273*** | 55.361 |
| 5 | 2:02.325 | 36.984 | 100 | 30.223 | 271 | 55.118 | 48 | 1:59.796 | 36.305 | 97 | 30.302 | 272 | 53.189 |
| 6 | 2:03.644 | 37.719 | 102 | 30.171 | 272 | 55.754 | 49 | 1:59.817 | 36.185 | 99 | 30.335 | 272 | 53.297 |
| 7 | 2:01.957 | 36.752 | ***103*** | 30.062 | 271 | 55.143 | 50 | 2:09.255 | 36.295 | 97 | 30.342 | 271 | 1:02.618 |
| 8 | 2:01.031 | 37.202 | 100 | 30.096 | 271 | 53.733 | 51 | 3:26.460 | 2:01.972 | 94 | 30.712 | 272 | 53.776 |
| 9 | ***1:59.187*** | ***35.900*** | 103 | 30.104 | 271 | 53.183 | 52 | 2:02.883 | 37.914 | 92 | 30.689 | 272 | 54.280 |
| 10 | 1:59.447 | 35.968 | 102 | ***29.948*** | 271 | 53.531 | 53 | 2:00.619 | 36.398 | 97 | 30.429 | 271 | 53.792 |
| 11 | 2:00.935 | 36.498 | 101 | 30.134 | 272 | 54.303 | 54 | 2:01.528 | 36.347 | 97 | 30.395 | 271 | 54.786 |
| 12 | 2:01.399 | 36.743 | 101 | 30.126 | 271 | 54.530 | 55 | 2:01.245 | 37.077 | 95 | 30.395 | 272 | 53.773 |
| 13 | 2:02.321 | 37.162 | 92 | 30.898 | 272 | 54.261 | 56 | 2:01.315 | 36.361 | 96 | 30.232 | 271 | 54.722 |
| 14 | 2:00.798 | 36.465 | 101 | 30.142 | 271 | 54.191 | 57 | 2:03.909 | 37.147 | 97 | 30.572 | 272 | 56.190 |
| 15 | 2:01.727 | 36.854 | 97 | 30.212 | 272 | 54.661 | 58 | 2:15.001 | 38.027 | 95 | 30.807 | 271 | 1:06.167 |
| 16 | 2:02.999 | 37.485 | 96 | 30.333 | 271 | 55.181 | 59 | 21:05.192 | 19:39.531 | 96 | 31.050 | 272 | 54.611 |
| 17 | 2:00.603 | 36.334 | 101 | 30.265 | 272 | 54.004 | 60 | 2:02.460 | 37.146 | 96 | 30.817 | 272 | 54.497 |
| 18 | 2:02.681 | 37.022 | 100 | 30.332 | 271 | 55.327 | 61 | 2:02.265 | 37.409 | 93 | 31.015 | 272 | 53.841 |
| 19 | 2:00.336 | 36.451 | 101 | 30.140 | 272 | 53.745 | 62 | 2:00.428 | 36.197 | 93 | 30.591 | 271 | 53.640 |
| 20 | 2:01.691 | 36.715 | 100 | 30.239 | 271 | 54.737 | 63 | 2:01.296 | 36.243 | 96 | 30.552 | 271 | 54.501 |
| 21 | 2:12.149 | 36.841 | 98 | 30.323 | ***273*** | 1:04.985 | 64 | 2:01.988 | 36.142 | 99 | 30.479 | 271 | 55.367 |
| 22 | 18:49.181 | 17:24.714 | 100 | 30.745 | 271 | 53.722 | 65 | 2:02.809 | 37.096 | 95 | 30.947 | ***273*** | 54.766 |
| 23 | 2:01.297 | 36.676 | 102 | 30.610 | ***273*** | 54.011 | 66 | 2:00.630 | 36.315 | 97 | 30.579 | 271 | 53.736 |
| 24 | 2:00.154 | 36.156 | 101 | 30.204 | 272 | 53.794 | 67 | 2:00.379 | 36.125 | 96 | 30.487 | ***273*** | 53.767 |
| 25 | 2:03.741 | 36.940 | 99 | 30.191 | 272 | 56.610 | 68 | 2:00.128 | 36.095 | 95 | 30.423 | ***273*** | 53.610 |
| 26 | 2:01.948 | 37.571 | 98 | 30.303 | 272 | 54.074 | 69 | 2:00.463 | 36.057 | 96 | 30.407 | ***273*** | 53.999 |
| 27 | 2:01.779 | 37.185 | ***103*** | 30.195 | 272 | 54.399 | 70 | 2:00.401 | 36.195 | 95 | 30.405 | 271 | 53.801 |
| 28 | 2:01.160 | 37.016 | 102 | 30.375 | 272 | 53.769 | 71 | 2:01.307 | 36.461 | 95 | 30.834 | 272 | 54.012 |
| 29 | 1:59.444 | 36.134 | 99 | 30.186 | 271 | ***53.124*** | 72 | 2:01.129 | 36.486 | 94 | 30.435 | 271 | 54.208 |
| 30 | 2:00.249 | 36.467 | 98 | 30.196 | 271 | 53.586 | 73 | 2:01.316 | 37.055 | 93 | 30.554 | 272 | 53.707 |
| 31 | 2:12.141 | 37.102 | 98 | 34.826 | 235 | 1:00.213 | 74 | 2:02.659 | 36.398 | 94 | 30.520 | 272 | 55.741 |
| 32 | 2:51.131 | 54.783 | 51 | 57.310 | 262 | 59.038 | 75 | 2:07.913 | 37.979 | 92 | 30.667 | 272 | 59.267 |
| 33 | 2:12.647 | 39.090 | 94 | 36.140 | 247 | 57.417 | 76 | 2:12.786 | 38.893 | 89 | 34.388 | 194 | 59.505 |

# Blancpain Endurance Series

## Lap analysis Race

Provisional

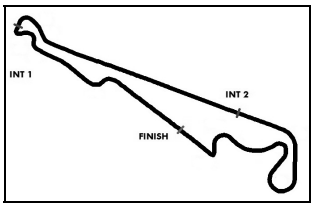


Circuit Paul Ricard Short, Length: 5791 m
Air temperature: 19.6°C
Track temperature: 20.3°C
Weather condition: Dry

Saturday 20.6.2015 17:00

# Lap analysis: Race

| Lap | Time | SE1 | SP1 | SE2 | SP2 | SE3 | SP3 | Lap | Time | SE1 | SP1 | SE2 | SP2 | SE3 | SP3 |
|---|---|---|---|---|---|---|---|---|---|---|---|---|---|---|---|
| 34 | 2:38.240 | 39.349 | 94 | 35.542 | 208 | 1:23.349 | | 77 | 2:06.128 | 38.092 | 95 | 31.833 | 269 | 56.203 | |
| 35 | 2:59.578 | 59.183 | 93 | 55.566 | 204 | 1:04.829 | | 78 | 2:55.979 | 38.157 | 94 | 37.338 | 114 | 1:40.484 | |
| 36 | 2:41.271 | 44.099 | 98 | 58.593 | 182 | 58.579 | | 79 | 3:27.132 | 58.072 | 90 | 1:06.548 | 77 | 1:22.512 | |
| 37 | 2:20.370 | 42.603 | 98 | 39.522 | 215 | 58.245 | | 80 | 2:04.716 | 38.063 | 91 | 30.968 | 272 | 55.685 | |
| 38 | 2:21.553 | 45.570 | 100 | 38.592 | 240 | 57.391 | | 81 | 2:04.261 | 37.642 | 92 | 30.735 | 272 | 55.884 | |
| 39 | 2:32.305 | 41.042 | 98 | 36.895 | 229 | 1:14.368 | | 82 | 2:01.961 | 36.861 | 93 | 30.504 | 271 | 54.596 | |
| 40 | 2:01.869 | 37.659 | 98 | 30.342 | 272 | 53.868 | | 83 | 2:00.702 | 36.410 | 94 | 30.429 | 272 | 53.863 | |
| 41 | 2:03.293 | 39.102 | 73 | 30.604 | 271 | 53.587 | | 84 | 2:00.145 | 36.121 | 95 | 30.397 | 271 | 53.627 | |
| 42 | 2:01.402 | 36.312 | 100 | 30.738 | 271 | 54.352 | | 85 | 2:13.182 | 36.926 | 95 | 30.325 | 271 | 1:05.931 | |
| 43 | 2:00.660 | 36.254 | 101 | 30.260 | 271 | 54.146 | | | | | | | | | |

**10** Beaubelique, FRA/ Ricci, FRA/ Giauque, FRA ,

**theoretical besttime: 2:00.494**

| | | | | | | | | | | | | | | |
|---|---|---|---|---|---|---|---|---|---|---|---|---|---|---|
| 1 | 3:51.353 | 50.799 | 96 | 1:06.865 | 73 | 1:53.689 | | 47 | 2:07.858 | 40.494 | 91 | 31.481 | 278 | 55.883 |
| 2 | 2:39.322 | 41.972 | 91 | 30.701 | 278 | 1:26.649 | | 48 | 2:05.090 | 38.324 | 100 | 31.026 | 278 | 55.740 |
| 3 | 3:12.511 | 52.611 | 94 | 51.737 | 236 | 1:28.163 | | 49 | 3:41.885 | 49.331 | 76 | 1:14.411 | 100 | 1:38.143 |
| 4 | 2:01.450 | 37.098 | 100 | 30.182 | 278 | ***54.170*** | | 50 | 3:38.195 | 1:00.607 | 87 | 1:04.565 | 83 | 1:33.023 |
| 5 | 2:02.002 | 37.432 | 99 | 29.962 | 280 | 54.608 | | 51 | 2:04.814 | 37.644 | 99 | 30.561 | 278 | 56.609 |
| 6 | 2:02.835 | 38.319 | 98 | 29.851 | 280 | 54.665 | | 52 | 2:05.464 | 37.779 | 92 | 30.565 | 278 | 57.120 |
| 7 | 2:02.450 | 37.199 | 100 | ***29.810*** | 278 | 55.441 | | 53 | 2:05.314 | 37.216 | 96 | 30.348 | 278 | 57.750 |
| 8 | 2:01.869 | 36.995 | 102 | 29.819 | 278 | 55.055 | | 54 | 2:04.294 | 37.498 | 98 | 30.582 | 278 | 56.214 |
| 9 | 2:02.632 | 37.790 | 101 | 29.868 | 278 | 54.974 | | 55 | 2:03.702 | 37.313 | 97 | 30.865 | 278 | 55.524 |
| 10 | 2:02.464 | 37.147 | 100 | 30.292 | 278 | 55.025 | | 56 | 2:04.556 | 37.144 | 99 | 30.550 | 278 | 56.862 |
| 11 | 2:01.859 | 36.704 | 100 | 30.061 | 280 | 55.094 | | 57 | 2:05.606 | 37.196 | 97 | 31.290 | 275 | 57.120 |
| 12 | 2:02.889 | 36.870 | 101 | 30.170 | 278 | 55.849 | | 58 | 2:05.219 | 38.011 | 97 | 30.761 | 279 | 56.447 |
| 13 | 2:02.318 | 36.964 | 98 | 30.074 | 279 | 55.280 | | 59 | 2:07.610 | 38.704 | 91 | 32.381 | 273 | 56.525 |
| 14 | 2:02.937 | 37.033 | 99 | 30.227 | 279 | 55.677 | | 60 | 2:05.860 | 38.902 | 96 | 30.923 | 278 | 56.035 |
| 15 | 2:01.970 | 37.197 | 97 | 30.140 | 279 | 54.633 | | 61 | 2:05.781 | 38.279 | 97 | 30.872 | 278 | 56.630 |
| 16 | 2:01.541 | 36.785 | 101 | 30.105 | 278 | 54.651 | | 62 | 2:04.648 | 38.063 | 96 | 30.954 | 278 | 55.631 |
| 17 | 2:01.861 | 36.677 | 101 | 30.217 | 280 | 54.967 | | 63 | 2:04.564 | 37.479 | 95 | 31.008 | 278 | 56.077 |
| 18 | 2:01.644 | 36.782 | 97 | 30.130 | 280 | 54.732 | | 64 | 2:04.934 | 37.041 | 89 | 31.755 | 279 | 56.138 |
| 19 | 2:03.427 | 37.475 | 93 | 30.736 | 280 | 55.216 | | 65 | 2:05.242 | 37.708 | 96 | 31.076 | 278 | 56.458 |
| 20 | 2:03.417 | 37.155 | 100 | 30.129 | 279 | 56.133 | | 66 | 2:06.038 | 38.159 | 95 | 30.962 | 276 | 56.917 |
| 21 | 2:01.473 | ***36.514*** | 102 | 30.292 | 278 | 54.667 | | 67 | 2:15.481 | 37.923 | 96 | 31.329 | 276 | 1:06.229 |
| 22 | ***2:01.315*** | 36.677 | 100 | 30.177 | 279 | 54.461 | | 68 | 17:05.276 | 15:33.820 | 91 | 33.082 | 271 | 58.374 |
| 23 | 2:02.781 | 37.527 | 101 | 30.298 | 280 | 54.956 | | 69 | 2:07.550 | 38.074 | 95 | 31.478 | 274 | 57.998 |
| 24 | 2:01.832 | 36.688 | 96 | 30.209 | 279 | 54.935 | | 70 | 2:06.230 | 38.100 | 95 | 31.692 | 273 | 56.438 |
| 25 | 2:01.530 | 36.652 | 89 | 30.095 | 280 | 54.783 | | 71 | 2:05.050 | 37.845 | 99 | 31.361 | 273 | 55.844 |
| 26 | 2:01.692 | 36.700 | 98 | 30.166 | 279 | 54.826 | | 72 | 2:05.444 | 37.428 | 93 | 31.380 | 274 | 56.636 |
| 27 | 2:05.099 | 37.465 | 95 | 30.804 | 280 | 56.830 | | 73 | 2:03.492 | 37.153 | 100 | 30.954 | 276 | 55.385 |
| 28 | 2:12.778 | 36.994 | 101 | 30.335 | ***281*** | 1:05.449 | | 74 | 2:05.027 | 36.762 | 98 | 31.214 | 273 | 57.051 |
| 29 | 3:45.197 | 2:07.710 | 93 | 41.536 | ***281*** | 55.951 | | 75 | 2:04.100 | 37.287 | 98 | 31.101 | 278 | 55.712 |
| 30 | 2:04.401 | 37.616 | 90 | 31.010 | 278 | 55.775 | | 76 | 2:03.474 | 37.025 | 95 | 31.338 | 274 | 55.111 |
| 31 | 2:08.533 | 39.301 | 90 | 32.261 | 280 | 56.971 | | 77 | 2:06.404 | 37.479 | 96 | 31.274 | 276 | 57.651 |
| 32 | 2:08.184 | 38.852 | 93 | 31.241 | 272 | 58.091 | | 78 | 2:03.122 | 36.848 | 96 | 31.210 | 278 | 55.064 |
| 33 | 2:07.113 | 38.790 | 94 | 31.246 | 280 | 57.077 | | 79 | 2:04.351 | 37.621 | 97 | 30.992 | 276 | 55.738 |
| 34 | 2:06.937 | 38.624 | 94 | 31.501 | 278 | 56.812 | | 80 | 2:06.430 | 38.592 | 95 | 31.354 | 276 | 56.484 |
| 35 | 2:06.374 | 38.144 | 93 | 31.095 | 278 | 57.135 | | 81 | 2:05.853 | 37.346 | 96 | 31.239 | 276 | 57.268 |
| 36 | 2:06.306 | 38.353 | 96 | 30.945 | 277 | 57.008 | | 82 | 2:05.800 | 37.440 | 95 | 31.616 | 267 | 56.744 |
| 37 | 2:04.973 | 37.976 | 92 | 31.199 | 278 | 55.798 | | 83 | 2:05.014 | 37.322 | 97 | 31.406 | 275 | 56.286 |
| 38 | 2:08.560 | 37.945 | 90 | 32.613 | 252 | 58.002 | | 84 | 2:04.741 | 37.491 | ***102*** | 31.956 | 277 | 55.294 |
| 39 | 2:45.393 | 43.044 | 39 | 1:04.382 | 244 | 57.967 | | 85 | 2:05.958 | 38.258 | 93 | 31.763 | 276 | 55.937 |
| 40 | 2:06.718 | 37.889 | 98 | 32.323 | 266 | 56.506 | | 86 | 2:05.668 | 37.209 | 101 | 31.284 | 276 | 57.175 |
| 41 | 2:36.320 | 37.521 | 96 | 34.410 | 249 | 1:24.389 | | 87 | 2:04.808 | 37.364 | 94 | 31.304 | 276 | 56.140 |
| 42 | 33:50.778 | 1:01.628 | 91 | | | | | 88 | 2:03.772 | 37.063 | 102 | 31.387 | 277 | 55.322 |
| 43 | 1:05:22.47 | 1:03:50.77 | 93 | 31.973 | 277 | 59.724 | | 89 | 2:05.707 | 36.682 | 99 | 31.297 | 276 | 57.728 |
| 44 | 2:05.201 | 38.783 | 98 | 31.145 | 278 | 55.273 | | 90 | 2:05.967 | 37.536 | 97 | 31.487 | 278 | 56.944 |
| 45 | 2:04.289 | 37.912 | 86 | 31.246 | 278 | 55.131 | | 91 | 2:18.995 | 37.553 | 96 | 32.038 | 277 | 1:09.404 |
| 46 | 2:03.952 | 37.308 | 94 | 30.799 | 278 | 55.845 | | | | | | | | |

# Blancpain Endurance Series

## Lap analysis Race

Provisional

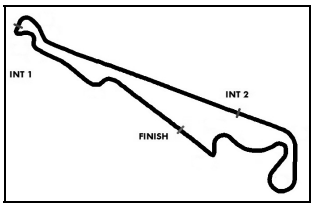


Circuit Paul Ricard Short, Length: 5791 m
Air temperature: 19.6°C
Track temperature: 20.3°C
Weather condition: Dry

Saturday 20.6.2015 17:00

## Lap analysis: Race

**11** Broniszewski, POL/ Bonacini, ITA/ Lyons, GBR , **theoretical besttime: 1:58.597**

| Lap | Time | SE1 | SP1 | SE2 | SP2 | SE3 | SP3 |
|---|---|---|---|---|---|---|---|
| 1 | 3:46.209 | 45.857 | 103 | 1:02.366 | 90 | 1:57.986 | |
| 2 | 2:32.393 | 41.418 | 96 | 32.395 | ***280*** | 1:18.580 | |
| 3 | 3:14.741 | 49.900 | 101 | 52.876 | 186 | 1:31.965 | |
| 4 | 2:01.577 | 36.833 | 103 | 29.834 | 278 | 54.910 | |
| 5 | 2:00.819 | 36.920 | 102 | 30.013 | 278 | 53.886 | |
| 6 | 2:00.407 | 36.435 | 103 | 29.682 | 279 | 54.290 | |
| 7 | 2:01.231 | 36.797 | 102 | 29.754 | 278 | 54.680 | |
| 8 | 2:02.253 | 37.627 | 99 | 29.967 | 278 | 54.659 | |
| 9 | 2:01.900 | 36.966 | 99 | 29.832 | 279 | 55.102 | |
| 10 | 2:00.872 | 36.637 | 99 | 29.784 | 278 | 54.451 | |
| 11 | 2:01.434 | 37.301 | 100 | 30.076 | 279 | 54.057 | |
| 12 | 2:00.555 | 36.482 | 99 | 30.027 | 278 | 54.046 | |
| 13 | 2:00.534 | 36.445 | 102 | 30.039 | 279 | 54.050 | |
| 14 | 2:00.412 | 36.441 | 101 | 29.905 | 279 | 54.066 | |
| 15 | 2:00.427 | 36.547 | 97 | 29.869 | 278 | 54.011 | |
| 16 | 2:00.869 | 36.313 | 94 | 29.706 | 278 | 54.850 | |
| 17 | 2:00.656 | 36.489 | 99 | 29.847 | ***280*** | 54.320 | |
| 18 | 2:01.379 | 36.754 | 100 | 29.967 | 278 | 54.658 | |
| 19 | 2:00.321 | 36.428 | 99 | 29.755 | 279 | 54.138 | |
| 20 | 2:00.990 | 36.732 | 100 | 30.038 | 278 | 54.220 | |
| 21 | 2:00.875 | 36.530 | 99 | 29.958 | 278 | 54.387 | |
| 22 | 2:01.084 | 36.943 | 97 | 29.926 | 279 | 54.215 | |
| 23 | 2:01.002 | 36.551 | 98 | 30.133 | 279 | 54.318 | |
| 24 | 2:00.747 | 36.507 | 98 | 30.006 | 279 | 54.234 | |
| 25 | 2:00.750 | 36.503 | 98 | 29.874 | 278 | 54.373 | |
| 26 | 2:02.368 | 36.599 | 98 | 29.828 | 279 | 55.941 | |
| 27 | 2:11.958 | 36.858 | 98 | 30.076 | 279 | 1:05.024 | |
| 28 | 3:21.218 | 1:57.106 | 95 | 30.046 | 279 | 54.066 | |
| 29 | 1:59.935 | 36.172 | 99 | 29.974 | 279 | 53.789 | |
| 30 | 1:59.522 | 35.805 | 100 | 29.852 | 278 | 53.865 | |
| 31 | 2:01.445 | 37.246 | 100 | 30.130 | 278 | 54.069 | |
| 32 | 2:00.371 | 36.787 | 93 | 30.010 | 278 | 53.574 | |
| 33 | 1:59.812 | 35.845 | 103 | 29.793 | 278 | 54.174 | |
| 34 | 2:00.531 | 36.048 | 102 | 29.853 | ***280*** | 54.630 | |
| 35 | 2:00.628 | 36.628 | 98 | 30.160 | 278 | 53.840 | |
| 36 | 2:00.179 | 36.208 | 97 | 29.912 | 278 | 54.059 | |
| 37 | 2:00.201 | 35.842 | 98 | 29.939 | 279 | 54.420 | |
| 38 | 1:59.641 | 35.790 | 96 | 29.829 | 278 | 54.022 | |
| 39 | 2:07.754 | 36.710 | 98 | 33.321 | 278 | 57.723 | |
| 40 | 3:03.497 | 44.713 | 34 | 1:05.082 | 231 | 1:13.702 | |
| 41 | 2:08.751 | 40.321 | 100 | 34.223 | 279 | 54.207 | |
| 42 | 2:17.236 | 36.154 | 95 | 30.026 | 279 | 1:11.056 | |
| 43 | 2:58.012 | 1:02.640 | 93 | 52.544 | 227 | 1:02.828 | |
| 44 | 2:44.930 | 47.765 | 98 | 58.952 | 215 | 58.213 | |
| 45 | 2:20.081 | 42.807 | 101 | 39.645 | 222 | 57.629 | |
| 46 | 2:17.160 | 41.025 | 100 | 39.903 | 216 | 56.232 | |
| 47 | 2:28.380 | 40.358 | 101 | 37.670 | 254 | 1:10.352 | |
| 48 | 2:02.069 | 36.769 | 98 | ***29.660*** | 278 | 55.640 | |
| 49 | 2:00.946 | 36.350 | 98 | 30.224 | 278 | 54.372 | |
| 50 | 2:01.618 | 37.095 | 93 | 29.987 | 278 | 54.536 | |
| 51 | 2:05.565 | 36.714 | 98 | 31.114 | 277 | 57.737 | |
| 52 | 2:02.461 | 37.453 | 95 | 30.291 | 278 | 54.717 | |
| 53 | 2:01.767 | 36.687 | 93 | 30.363 | 278 | 54.717 | |
| 54 | 2:01.127 | 36.556 | 92 | 30.132 | 279 | 54.439 | |
| 55 | 2:00.445 | 36.048 | 91 | 30.063 | 278 | 54.334 | |
| 56 | 2:10.439 | 36.452 | 94 | 29.989 | 278 | 1:03.998 | |
| 57 | 3:15.428 | 1:51.899 | 106 | 29.892 | 278 | 53.637 | |
| 58 | ***1:59.314*** | 35.926 | 106 | 29.926 | 278 | 53.462 | |
| 59 | 1:59.886 | 36.578 | 106 | 29.761 | 278 | 53.547 | |
| 87 | 2:11.969 | 36.617 | 102 | 30.287 | 278 | 1:05.065 | |
| 88 | 3:20.372 | 1:55.681 | 98 | 30.363 | 278 | 54.328 | |
| 89 | 2:02.019 | 37.035 | 97 | 30.429 | 279 | 54.555 | |
| 90 | 2:01.116 | 36.544 | 99 | 30.174 | 279 | 54.398 | |
| 91 | 2:01.361 | 36.966 | 99 | 30.034 | 278 | 54.361 | |
| 92 | 2:04.367 | 37.029 | 100 | 29.993 | 279 | 57.345 | |
| 93 | 2:17.052 | 39.360 | 97 | 39.214 | 194 | 58.478 | |
| 94 | 2:07.180 | 38.641 | 99 | 32.265 | 276 | 56.274 | |
| 95 | 2:59.092 | 38.404 | 100 | 41.472 | 115 | 1:39.216 | |
| 96 | 3:28.684 | 56.685 | 97 | 1:07.837 | 77 | 1:24.162 | |
| 97 | 2:04.448 | 38.457 | 98 | 30.264 | 279 | 55.727 | |
| 98 | 2:01.181 | 36.786 | 98 | 30.089 | 279 | 54.306 | |
| 99 | 2:01.161 | 36.563 | 99 | 30.122 | 279 | 54.476 | |
| 100 | 2:01.531 | 36.680 | 96 | 30.165 | 279 | 54.686 | |
| 101 | 2:02.846 | 37.889 | 100 | 30.155 | 278 | 54.802 | |
| 102 | 2:02.666 | 37.614 | 96 | 30.693 | 278 | 54.359 | |
| 103 | 2:03.281 | 37.336 | 101 | 30.399 | 279 | 55.546 | |
| 104 | 2:02.705 | 37.942 | 101 | 30.193 | 279 | 54.570 | |
| 105 | 2:01.708 | 37.192 | 100 | 30.082 | 279 | 54.434 | |
| 106 | 2:01.199 | 36.693 | 98 | 30.069 | 279 | 54.437 | |
| 107 | 2:03.016 | 37.468 | 100 | 30.293 | 279 | 55.255 | |
| 108 | 2:01.372 | 36.809 | 98 | 30.021 | 279 | 54.542 | |
| 109 | 2:12.652 | 37.251 | 99 | 30.200 | 279 | 1:05.201 | |
| 110 | 3:08.717 | 1:44.165 | 95 | 30.424 | 278 | 54.128 | |
| 111 | 2:01.892 | 36.566 | 97 | 30.094 | 278 | 55.232 | |
| 112 | 2:01.166 | 36.662 | 101 | 29.975 | 278 | 54.529 | |
| 113 | 2:00.530 | 36.278 | 104 | 29.985 | 279 | 54.267 | |
| 114 | 2:00.958 | 36.245 | 98 | 30.105 | 278 | 54.608 | |
| 115 | 2:00.444 | 36.022 | 100 | 29.783 | 278 | 54.639 | |
| 116 | 1:59.539 | 35.749 | 97 | 30.029 | 278 | 53.761 | |
| 117 | 1:59.327 | 35.602 | 100 | 29.927 | 278 | 53.798 | |
| 118 | 2:00.537 | ***35.537*** | 98 | 29.958 | 279 | 55.042 | |
| 119 | 1:59.997 | 36.151 | 97 | 29.912 | 278 | 53.934 | |
| 120 | 1:59.723 | 35.943 | 96 | 29.936 | 278 | 53.844 | |
| 121 | 1:59.821 | 35.901 | 98 | 29.944 | 279 | 53.976 | |
| 122 | 2:00.438 | 36.298 | 102 | 30.128 | 278 | 54.012 | |
| 123 | 2:01.129 | 36.288 | 96 | 30.018 | 278 | 54.823 | |
| 124 | 2:00.607 | 35.903 | 100 | 29.916 | 279 | 54.788 | |
| 125 | 2:00.847 | 36.186 | 102 | 30.262 | 278 | 54.399 | |
| 126 | 2:00.463 | 35.684 | 101 | 30.235 | 278 | 54.544 | |
| 127 | 2:00.908 | 36.197 | 99 | 29.960 | 278 | 54.751 | |
| 128 | 2:00.820 | 36.363 | 100 | 30.062 | 279 | 54.395 | |
| 129 | 2:00.615 | 36.191 | 97 | 29.940 | 279 | 54.484 | |
| 130 | 2:00.601 | 36.305 | 99 | 29.967 | 278 | 54.329 | |
| 131 | 2:00.785 | 36.146 | 100 | 30.020 | 279 | 54.619 | |
| 132 | 2:00.955 | 36.394 | 98 | 30.129 | 278 | 54.432 | |
| 133 | 2:00.996 | 36.364 | 101 | 30.223 | 278 | 54.409 | |
| 134 | 2:00.404 | 36.184 | 96 | 30.146 | 278 | 54.074 | |
| 135 | 2:02.211 | 36.547 | 99 | 30.189 | 278 | 55.475 | |
| 136 | 2:03.797 | 37.595 | 96 | 30.265 | 278 | 55.937 | |
| 137 | 2:00.824 | 36.426 | 100 | 30.111 | 278 | 54.287 | |
| 138 | 2:02.037 | 37.156 | 93 | 30.774 | 278 | 54.107 | |
| 139 | 2:11.904 | 36.675 | 92 | 29.887 | 278 | 1:05.342 | |
| 140 | 3:23.765 | 1:59.613 | 100 | 30.219 | 278 | 53.933 | |
| 141 | 1:59.769 | 36.322 | 105 | 29.933 | 278 | 53.514 | |
| 142 | 2:00.059 | 36.167 | 104 | 29.910 | 279 | 53.982 | |
| 143 | 1:59.762 | 36.307 | 104 | 29.942 | 278 | 53.513 | |
| 144 | 1:59.715 | 35.985 | ***106*** | 29.816 | 278 | 53.914 | |
| 145 | 1:59.399 | 35.712 | 105 | 29.946 | 278 | 53.741 | |

# Blancpain Endurance Series

## Lap analysis Race

Provisional

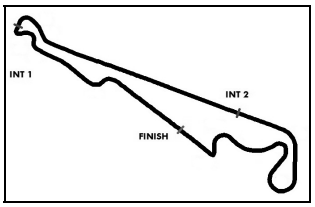


Circuit Paul Ricard Short, Length: 5791 m
Air temperature: 19.6°C
Track temperature: 20.3°C
Weather condition: Dry

Saturday 20.6.2015 17:00

## Lap analysis: Race

| Lap | Time | SE1 | SP1 | SE2 | SP2 | SE3 | SP3 | Lap | Time | SE1 | SP1 | SE2 | SP2 | SE3 | SP3 |
|---|---|---|---|---|---|---|---|---|---|---|---|---|---|---|---|
| 60 | 1:59.946 | 36.711 | 102 | 29.835 | 278 | ***53.400*** | | 146 | 2:01.261 | 35.835 | 105 | 30.381 | 279 | 55.045 | |
| 61 | 1:59.543 | 35.958 | 104 | 29.984 | 278 | 53.601 | | 147 | 2:00.262 | 36.099 | 105 | 29.794 | 278 | 54.369 | |
| 62 | 1:59.945 | 36.042 | 106 | 29.942 | 278 | 53.961 | | 148 | 2:00.157 | 36.198 | 105 | 29.907 | 279 | 54.052 | |
| 63 | 2:00.601 | 37.003 | 104 | 29.767 | 278 | 53.831 | | 149 | 1:59.851 | 35.921 | 105 | 30.004 | 278 | 53.926 | |
| 64 | 2:00.470 | 36.474 | 102 | 29.760 | 278 | 54.236 | | 150 | 2:00.748 | 36.039 | ***106*** | 29.777 | 278 | 54.932 | |
| 65 | 1:59.658 | 36.263 | 103 | 29.795 | 278 | 53.600 | | 151 | 2:00.052 | 35.987 | 102 | 29.883 | 279 | 54.182 | |
| 66 | 1:59.774 | 35.983 | 106 | 30.037 | 278 | 53.754 | | 152 | 2:00.894 | 36.400 | 103 | 29.886 | 278 | 54.608 | |
| 67 | 1:59.549 | 35.956 | 105 | 29.953 | 278 | 53.640 | | 153 | 2:01.033 | 37.020 | 98 | 30.025 | 278 | 53.988 | |
| 68 | 1:59.739 | 35.741 | 105 | 29.884 | 278 | 54.114 | | 154 | 2:00.909 | 36.291 | 102 | 29.989 | 279 | 54.629 | |
| 69 | 2:00.161 | 36.287 | 103 | 29.867 | 278 | 54.007 | | 155 | 2:01.182 | 36.248 | 102 | 30.106 | 278 | 54.828 | |
| 70 | 1:59.986 | 36.227 | 104 | 29.797 | 278 | 53.962 | | 156 | 2:00.224 | 36.271 | 102 | 29.922 | 279 | 54.031 | |
| 71 | 2:00.584 | 36.484 | 102 | 29.912 | 278 | 54.188 | | 157 | 2:01.517 | 37.300 | 102 | 29.959 | 279 | 54.258 | |
| 72 | 2:00.731 | 36.657 | 104 | 29.934 | 277 | 54.140 | | 158 | 2:01.801 | 36.207 | 105 | 29.851 | 278 | 55.743 | |
| 73 | 2:00.171 | 35.895 | 103 | 29.953 | 278 | 54.323 | | 159 | 2:01.138 | 36.329 | 104 | 29.890 | 278 | 54.919 | |
| 74 | 2:00.573 | 36.030 | 104 | 29.927 | 277 | 54.616 | | 160 | 2:00.348 | 36.463 | 100 | 29.905 | 279 | 53.980 | |
| 75 | 2:00.804 | 36.499 | 104 | 29.954 | 278 | 54.351 | | 161 | 2:00.938 | 36.318 | 101 | 30.269 | 278 | 54.351 | |
| 76 | 2:00.199 | 36.184 | 105 | 29.951 | 278 | 54.064 | | 162 | 2:01.556 | 36.539 | 102 | 30.554 | 278 | 54.463 | |
| 77 | 1:59.969 | 36.095 | 104 | 29.768 | 278 | 54.106 | | 163 | 2:00.956 | 36.367 | 102 | 29.919 | 278 | 54.670 | |
| 78 | 2:00.754 | 36.109 | 100 | 29.843 | 278 | 54.802 | | 164 | 2:01.132 | 36.709 | 102 | 30.060 | 278 | 54.363 | |
| 79 | 2:00.239 | 36.577 | 101 | 29.844 | 277 | 53.818 | | 165 | 2:01.080 | 36.609 | 101 | 30.020 | 278 | 54.451 | |
| 80 | 1:59.851 | 36.053 | 103 | 29.889 | 278 | 53.909 | | 166 | 2:00.008 | 36.111 | 102 | 29.962 | 278 | 53.935 | |
| 81 | 2:00.407 | 36.374 | 105 | 29.779 | 278 | 54.254 | | 167 | 2:00.061 | 36.039 | 104 | 29.931 | 279 | 54.091 | |
| 82 | 2:01.238 | 36.519 | 102 | 29.774 | 279 | 54.945 | | 168 | 2:01.084 | 36.720 | 103 | 30.085 | 279 | 54.279 | |
| 83 | 2:00.839 | 36.090 | 100 | 29.855 | 278 | 54.894 | | 169 | 2:00.896 | 36.986 | 101 | 30.037 | 278 | 53.873 | |
| 84 | 2:01.263 | 36.558 | 102 | 29.870 | 278 | 54.835 | | 170 | 2:01.019 | 36.587 | 102 | 29.903 | 278 | 54.529 | |
| 85 | 2:01.262 | 36.643 | 103 | 29.992 | 278 | 54.627 | | 171 | 2:00.297 | 36.170 | 100 | 30.025 | 278 | 54.102 | |
| 86 | 2:00.522 | 36.367 | 104 | 29.843 | 278 | 54.312 | | | | | | | | | |

**12** Dermont, FRA/ Hassid, FRA/ Perera, FRA , **theoretical besttime: 1:58.430**

| | | | | | | | | | | | | | | | |
|---|---|---|---|---|---|---|---|---|---|---|---|---|---|---|---|
| 1 | 3:43.494 | 44.346 | 98 | 56.767 | 98 | 2:02.381 | | 52 | 1:59.186 | 35.846 | 101 | 30.012 | ***273*** | 53.328 | |
| 2 | 2:21.310 | 41.735 | 90 | 31.173 | 272 | 1:08.402 | | 53 | 1:59.113 | 35.838 | ***104*** | 30.111 | 271 | 53.164 | |
| 3 | 3:18.877 | 49.486 | 93 | 52.609 | 148 | 1:36.782 | | 54 | 1:59.131 | 35.789 | 101 | 30.113 | 271 | 53.229 | |
| 4 | 2:01.104 | 37.347 | 93 | 30.190 | 272 | 53.567 | | 55 | 1:59.259 | 35.855 | 99 | 30.087 | 271 | 53.317 | |
| 5 | 2:00.433 | 36.398 | 96 | 30.236 | ***273*** | 53.799 | | 56 | 2:00.676 | 35.951 | 100 | 30.108 | 272 | 54.617 | |
| 6 | 2:00.613 | 36.305 | 97 | 30.205 | ***273*** | 54.103 | | 57 | 1:59.706 | 36.259 | 101 | 30.181 | 271 | 53.266 | |
| 7 | 2:01.544 | 36.908 | 95 | 30.214 | 272 | 54.422 | | 58 | 2:00.164 | 36.693 | 101 | 30.190 | 272 | 53.281 | |
| 8 | 2:00.428 | 36.237 | 96 | 30.056 | ***273*** | 54.135 | | 59 | 2:00.825 | 36.912 | 94 | 30.183 | 272 | 53.730 | |
| 9 | 2:00.378 | 36.237 | 94 | 30.101 | ***273*** | 54.040 | | 60 | 2:02.350 | 38.097 | 89 | 30.550 | 271 | 53.703 | |
| 10 | 2:00.642 | 36.233 | 99 | 30.217 | 272 | 54.192 | | 61 | 2:02.930 | 37.278 | 99 | 30.513 | 271 | 55.139 | |
| 11 | 2:01.159 | 36.183 | 94 | 30.337 | 272 | 54.639 | | 62 | 1:59.811 | 36.001 | 99 | 30.169 | 272 | 53.641 | |
| 12 | 2:01.108 | 36.526 | 97 | 30.370 | 272 | 54.212 | | 63 | 2:00.584 | 36.669 | 97 | 30.155 | 271 | 53.760 | |
| 13 | 2:00.057 | 36.063 | 98 | 30.214 | ***273*** | 53.780 | | 64 | 2:01.960 | 37.455 | 99 | 30.380 | 272 | 54.125 | |
| 14 | 2:00.414 | 36.150 | 99 | 30.267 | ***273*** | 53.997 | | 65 | 1:59.593 | 36.055 | 99 | 30.035 | 272 | 53.503 | |
| 15 | 2:00.801 | 36.243 | 96 | 30.357 | 272 | 54.201 | | 66 | 1:59.865 | 36.199 | 97 | ***29.989*** | 271 | 53.677 | |
| 16 | 2:01.624 | 36.416 | 97 | 30.476 | 271 | 54.732 | | 67 | 2:00.704 | 36.403 | 98 | 30.200 | 272 | 54.101 | |
| 17 | 2:01.846 | 36.637 | 96 | 30.522 | 271 | 54.687 | | 68 | 2:00.083 | 36.228 | 97 | 30.312 | 271 | 53.543 | |
| 18 | 2:02.543 | 36.950 | 94 | 30.689 | 272 | 54.904 | | 69 | 2:00.223 | 36.325 | 99 | 30.185 | 272 | 53.713 | |
| 19 | 2:01.567 | 36.531 | 95 | 30.394 | 272 | 54.642 | | 70 | 1:59.908 | 36.026 | 100 | 30.147 | 272 | 53.735 | |
| 20 | 2:01.866 | 36.443 | 96 | 30.612 | ***273*** | 54.811 | | 71 | 2:00.678 | 36.331 | 98 | 30.139 | 271 | 54.208 | |
| 21 | 2:01.204 | 36.312 | 96 | 30.414 | 271 | 54.478 | | 72 | 2:00.331 | 36.120 | 98 | 30.153 | 271 | 54.058 | |
| 22 | 2:01.468 | 36.410 | 95 | 30.330 | 271 | 54.728 | | 73 | 2:00.306 | 36.480 | 96 | 30.068 | 272 | 53.758 | |
| 23 | 2:01.597 | 36.602 | 94 | 30.521 | 272 | 54.474 | | 74 | 2:00.312 | 36.255 | 100 | 30.141 | 271 | 53.916 | |
| 24 | 2:02.556 | 37.355 | 94 | 30.730 | ***273*** | 54.471 | | 75 | 2:01.035 | 36.456 | 97 | 30.163 | 272 | 54.416 | |
| 25 | 2:01.530 | 36.523 | 96 | 30.585 | 272 | 54.422 | | 76 | 2:00.534 | 36.310 | 97 | 30.212 | 271 | 54.012 | |
| 26 | 2:02.118 | 36.867 | 95 | 30.625 | 272 | 54.626 | | 77 | 2:01.861 | 36.420 | 96 | 30.103 | 272 | 55.338 | |
| 27 | 2:01.327 | 36.508 | 96 | 30.486 | 271 | 54.333 | | 78 | 2:01.595 | 37.234 | 96 | 30.330 | 272 | 54.031 | |
| 28 | 2:00.974 | 36.353 | 96 | 30.481 | 272 | 54.140 | | 79 | 2:11.043 | 36.651 | 98 | 30.378 | 271 | 1:04.014 | |
| 29 | 2:01.362 | 36.563 | 95 | 30.365 | 271 | 54.434 | | 80 | 3:24.300 | 1:57.736 | 97 | 30.354 | 271 | 56.210 | |
| 30 | 2:12.990 | 36.441 | 97 | 30.334 | 272 | 1:06.215 | | 81 | 2:00.482 | 36.299 | 93 | 30.453 | 272 | 53.730 | |
| 31 | 3:29.915 | 2:03.671 | 98 | 30.518 | ***273*** | 55.726 | | 82 | 2:00.758 | 36.300 | 99 | 30.574 | 271 | 53.884 | |

# Blancpain Endurance Series

## Lap analysis Race

Provisional

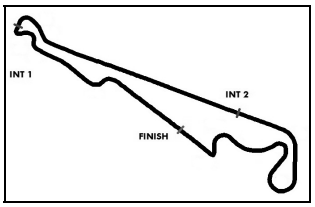


Circuit Paul Ricard Short, Length: 5791 m
Air temperature: 19.6°C
Track temperature: 20.3°C
Weather condition: Dry

Saturday 20.6.2015 17:00

## Lap analysis: Race

| Lap | Time | SE1 | SP1 | SE2 | SP2 | SE3 | SP3 | Lap | Time | SE1 | SP1 | SE2 | SP2 | SE3 | SP3 |
|---|---|---|---|---|---|---|---|---|---|---|---|---|---|---|---|
| 32 | 2:06.250 | 38.375 | 92 | 30.976 | 272 | 56.899 | | 83 | 2:00.701 | 36.296 | 97 | 30.308 | 271 | 54.097 | |
| 33 | 2:04.901 | 37.817 | 96 | 31.631 | ***273*** | 55.453 | | 84 | 2:01.418 | 36.362 | 96 | 30.405 | 272 | 54.651 | |
| 34 | 2:04.118 | 37.122 | 99 | 30.642 | 271 | 56.354 | | 85 | 2:00.473 | 36.191 | 96 | 30.321 | 272 | 53.961 | |
| 35 | 2:02.483 | 36.922 | 97 | 30.715 | ***273*** | 54.846 | | 86 | 2:00.694 | 36.316 | 96 | 30.356 | ***273*** | 54.022 | |
| 36 | 2:04.107 | 36.962 | 96 | 31.571 | ***273*** | 55.574 | | 87 | 2:01.053 | 36.221 | 97 | 30.443 | ***273*** | 54.389 | |
| 37 | 2:05.502 | 37.630 | 96 | 30.733 | 271 | 57.139 | | 88 | 2:01.852 | 36.563 | 94 | 30.487 | 272 | 54.802 | |
| 38 | 2:03.386 | 37.533 | 96 | 30.550 | 272 | 55.303 | | 89 | 2:01.195 | 36.654 | 97 | 30.530 | 272 | 54.011 | |
| 39 | 2:15.939 | 41.494 | 90 | 37.086 | 252 | 57.359 | | 90 | 2:02.493 | 37.039 | 97 | 30.901 | ***273*** | 54.553 | |
| 40 | 2:30.823 | 39.798 | 92 | 48.834 | 223 | 1:02.191 | | 91 | 2:02.145 | 36.594 | 94 | 30.686 | 272 | 54.865 | |
| 41 | 2:14.866 | 45.205 | 91 | 33.366 | 259 | 56.295 | | 92 | 2:02.848 | 36.658 | 100 | 30.853 | ***273*** | 55.337 | |
| 42 | 2:12.629 | 38.626 | 94 | 31.768 | 271 | 1:02.235 | | 93 | 2:21.501 | 37.360 | 97 | 45.713 | 243 | 58.428 | |
| 43 | 2:54.526 | 1:01.796 | 93 | 53.170 | 227 | 59.560 | | 94 | 2:06.932 | 37.692 | 98 | 32.288 | 271 | 56.952 | |
| 44 | 2:46.716 | 50.605 | 95 | 59.026 | 222 | 57.085 | | 95 | 3:00.359 | 38.412 | 97 | 43.338 | 121 | 1:38.609 | |
| 45 | 2:21.268 | 39.932 | 95 | 40.052 | 196 | 1:01.284 | | 96 | 3:31.495 | 58.361 | 77 | 1:08.137 | 78 | 1:24.997 | |
| 46 | 2:16.057 | 38.462 | 95 | 37.846 | 160 | 59.749 | | 97 | 2:03.090 | 37.110 | 98 | 30.778 | ***273*** | 55.202 | |
| 47 | 2:32.908 | 38.416 | 93 | 36.401 | 209 | 1:18.091 | | 98 | 2:02.260 | 36.832 | 98 | 30.685 | 272 | 54.743 | |
| 48 | 3:00.934 | 1:37.684 | 102 | 30.193 | 272 | 53.057 | | 99 | 2:02.843 | 36.952 | 99 | 30.559 | 271 | 55.332 | |
| 49 | 1:59.118 | 35.997 | 100 | 30.122 | 272 | 52.999 | | 100 | 2:03.091 | 37.115 | 98 | 30.615 | 272 | 55.361 | |
| 50 | 1:59.055 | 35.774 | 102 | 30.143 | 272 | 53.138 | | 101 | 2:03.373 | 37.259 | 96 | 30.541 | 272 | 55.573 | |
| 51 | ***1:58.489*** | ***35.519*** | 103 | 30.048 | 271 | ***52.922*** | | | | | | | | | |

**14** Frey, CHE/ Gardel, CHE/ Barth, CHE , **theoretical besttime: 1:59.079**

| | | | | | | | | | | | | | | |
|---|---|---|---|---|---|---|---|---|---|---|---|---|---|---|
| 1 | 3:52.154 | 52.847 | 93 | 1:08.122 | 72 | 1:51.185 | 70 | 2:02.163 | 37.292 | 98 | 30.138 | 281 | 54.733 |
| 2 | 2:41.870 | | | | 283 | 1:28.618 | 71 | 2:01.318 | 36.784 | 97 | 30.131 | 281 | 54.403 |
| 3 | 3:11.751 | 52.257 | 86 | 51.810 | 235 | 1:27.684 | 72 | 2:01.921 | 36.749 | 96 | 30.205 | 283 | 54.967 |
| 4 | 2:00.755 | 36.642 | 96 | 30.183 | 283 | 53.930 | 73 | 2:02.256 | 37.009 | 97 | 30.140 | 283 | 55.107 |
| 5 | 2:00.477 | 36.409 | 100 | 29.929 | 283 | 54.139 | 74 | 2:03.346 | 36.985 | 86 | 31.485 | 281 | 54.876 |
| 6 | 2:02.177 | 37.146 | 100 | 29.870 | 284 | 55.161 | 75 | 2:01.817 | 36.933 | 94 | 29.880 | 283 | 55.004 |
| 7 | 2:00.791 | 36.479 | 100 | 29.929 | 282 | 54.383 | 76 | 2:02.163 | 37.070 | 94 | 30.080 | 283 | 55.013 |
| 8 | 1:59.954 | 36.088 | 97 | 29.898 | 284 | 53.968 | 77 | 2:02.433 | 36.979 | 92 | 30.164 | 284 | 55.290 |
| 9 | 2:00.201 | 36.120 | 98 | 29.957 | 284 | 54.124 | 78 | 2:02.512 | 37.058 | 96 | 30.080 | 284 | 55.374 |
| 10 | 1:59.923 | 36.024 | 98 | 29.950 | 283 | 53.949 | 79 | 2:02.176 | 36.936 | 100 | 30.180 | 283 | 55.060 |
| 11 | 1:59.798 | 36.126 | 92 | 29.928 | ***285*** | 53.744 | 80 | 2:02.392 | 37.120 | 95 | 29.979 | 283 | 55.293 |
| 12 | 2:01.182 | 36.352 | 95 | ***29.864*** | 283 | 54.966 | 81 | 2:03.187 | 37.846 | 95 | 30.234 | 283 | 55.107 |
| 13 | 2:02.467 | 37.515 | 94 | 30.076 | 284 | 54.876 | 82 | 2:05.387 | 37.259 | 94 | 30.259 | 283 | 57.869 |
| 14 | 2:02.697 | 37.252 | 98 | 30.038 | 284 | 55.407 | 83 | 3:24.845 | 37.436 | 97 | 30.369 | 281 | 2:17.040 |
| 15 | 2:03.149 | 37.153 | 95 | 30.256 | 283 | 55.740 | 84 | 2:22.759 | 58.275 | 97 | 30.278 | 281 | 54.206 |
| 16 | 2:02.103 | 37.266 | 96 | 29.909 | 283 | 54.928 | 85 | 2:02.234 | 36.572 | 97 | 30.143 | 283 | 55.519 |
| 17 | 2:02.145 | 36.903 | 100 | 30.112 | 283 | 55.130 | 86 | 2:01.409 | 37.191 | 102 | 30.074 | 281 | 54.144 |
| 18 | 2:02.725 | 37.412 | 95 | 30.345 | 283 | 54.968 | 87 | 1:59.817 | 36.334 | 97 | 29.899 | 284 | 53.584 |
| 19 | 2:02.969 | 37.150 | 90 | 30.062 | 284 | 55.757 | 88 | 1:59.932 | 36.173 | 95 | 30.088 | 281 | 53.671 |
| 20 | 2:02.108 | 36.457 | 95 | 30.114 | 283 | 55.537 | 89 | 2:00.577 | 36.438 | 100 | 30.230 | 279 | 53.909 |
| 21 | 2:04.384 | 37.999 | 89 | 30.262 | 283 | 56.123 | 90 | 1:59.899 | 36.108 | 94 | 30.167 | 282 | 53.624 |
| 22 | 2:01.916 | 36.982 | 98 | 30.258 | 282 | 54.676 | 91 | 2:06.187 | 38.321 | 89 | 32.099 | 272 | 55.767 |
| 23 | 2:02.318 | 36.792 | 96 | 30.091 | 283 | 55.435 | 92 | 2:03.808 | 37.671 | 94 | 30.613 | 276 | 55.524 |
| 24 | 2:02.393 | 36.783 | 97 | 30.151 | 284 | 55.459 | 93 | 3:41.987 | 49.097 | 74 | 1:13.879 | 98 | 1:39.011 |
| 25 | 2:03.016 | 37.168 | 97 | 30.106 | 282 | 55.742 | 94 | 3:36.880 | 59.802 | 86 | 1:04.589 | 74 | 1:32.489 |
| 26 | 2:03.803 | 37.580 | 92 | 30.451 | 283 | 55.772 | 95 | 2:04.688 | 38.511 | 84 | 30.456 | 284 | 55.721 |
| 27 | 3:30.898 | 39.371 | 81 | 30.618 | 281 | 2:20.909 | 96 | 2:03.572 | 38.753 | 90 | 30.155 | 283 | 54.664 |
| 28 | 2:20.564 | 56.553 | 101 | 30.187 | 281 | 53.824 | 97 | 2:03.103 | 36.940 | 96 | 29.937 | 284 | 56.226 |
| 29 | 2:01.583 | 36.528 | 101 | 30.239 | 283 | 54.816 | 98 | 2:02.172 | 37.154 | 96 | 30.112 | 282 | 54.906 |
| 30 | 2:00.643 | 36.512 | 100 | 30.704 | 281 | 53.427 | 99 | 1:59.845 | 36.013 | 98 | 30.132 | 283 | 53.700 |
| 31 | 2:00.023 | 36.312 | 102 | 30.035 | 282 | 53.676 | 100 | 2:00.183 | 36.269 | 96 | 30.067 | 282 | 53.847 |
| 32 | 2:00.459 | 36.509 | 102 | 30.111 | 281 | 53.839 | 101 | 2:00.174 | 36.309 | 97 | 30.136 | 283 | 53.729 |
| 33 | 2:02.444 | 36.061 | 102 | 30.383 | 281 | 56.000 | 102 | 1:59.861 | ***36.001*** | 95 | 30.105 | 281 | 53.755 |
| 34 | 2:00.711 | 36.659 | 101 | 30.311 | 281 | 53.741 | 103 | 2:00.705 | 36.739 | 96 | 30.129 | 281 | 53.837 |
| 35 | 2:01.077 | 36.896 | 99 | 30.257 | 283 | 53.924 | 104 | 2:00.298 | 36.222 | 98 | 30.051 | 282 | 54.025 |
| 36 | 2:00.802 | 36.258 | 99 | 30.440 | 283 | 54.104 | 105 | 2:00.492 | 36.464 | 99 | 30.094 | 284 | 53.934 |
| 37 | 3:07.329 | 36.878 | 101 | 1:34.705 | 216 | 55.746 | 106 | 2:01.208 | 36.445 | 92 | 30.033 | 283 | 54.730 |
| 38 | 2:04.570 | 36.762 | 95 | 32.950 | 262 | 54.858 | 107 | 2:03.471 | 37.545 | 98 | 31.816 | 282 | 54.110 |

# Blancpain Endurance Series

## Lap analysis Race

Provisional

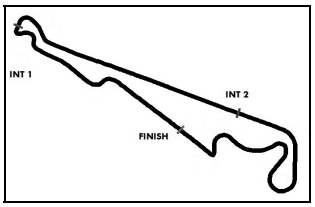


Circuit Paul Ricard Short, Length: 5791 m
Air temperature: 19.6°C
Track temperature: 20.3°C
Weather condition: Dry

Saturday 20.6.2015 17:00

## Lap analysis: Race

| Lap | Time | SE1 | SP1 | SE2 | SP2 | SE3 | SP3 | Lap | Time | SE1 | SP1 | SE2 | SP2 | SE3 | SP3 |
|---|---|---|---|---|---|---|---|---|---|---|---|---|---|---|---|
| 39 | 3:03.401 | 45.546 | 35 | 1:08.849 | 244 | 1:09.006 | | 108 | 2:06.206 | 40.001 | 75 | 31.951 | 281 | 54.254 | |
| 40 | 2:10.012 | 40.692 | 91 | 34.281 | 274 | 55.039 | | 109 | 2:02.124 | 37.783 | 95 | 30.141 | 283 | 54.200 | |
| 41 | 2:16.562 | 36.448 | 100 | 30.163 | 281 | 1:09.951 | | 110 | 2:00.879 | 36.272 | 95 | 30.083 | 280 | 54.524 | |
| 42 | 2:58.043 | 1:02.409 | 96 | 53.376 | 236 | 1:02.258 | | 111 | 2:01.531 | 36.945 | 95 | 30.246 | 281 | 54.340 | |
| 43 | 2:44.660 | 47.606 | 96 | 58.967 | 226 | 58.087 | | 112 | 2:02.616 | 37.551 | 94 | 30.198 | 281 | 54.867 | |
| 44 | 2:20.090 | 42.823 | 98 | 40.077 | 226 | 57.190 | | 113 | 3:23.255 | 36.362 | 93 | 30.349 | 279 | 2:16.544 | |
| 45 | 2:17.407 | 41.256 | 93 | 40.427 | 215 | 55.724 | | 114 | 2:24.929 | 59.268 | 94 | 30.894 | 277 | 54.767 | |
| 46 | 2:28.668 | 40.063 | 96 | 38.630 | 247 | 1:09.975 | | 115 | 2:02.936 | 37.217 | 99 | 30.654 | 276 | 55.065 | |
| 47 | 2:01.604 | 36.503 | 97 | 30.144 | 283 | 54.957 | | 116 | 2:12.499 | 36.730 | 98 | 30.238 | 276 | 1:05.531 | |
| 48 | 2:00.752 | 36.514 | 97 | 30.039 | 283 | 54.199 | | 117 | 2:21.873 | 56.535 | 99 | 30.595 | 278 | 54.743 | |
| 49 | 2:01.521 | 36.856 | 95 | 30.368 | 283 | 54.297 | | 118 | 2:01.225 | 36.562 | 98 | 30.437 | 278 | 54.226 | |
| 50 | 2:02.849 | 36.665 | 96 | 30.873 | 280 | 55.311 | | 119 | 2:02.236 | 36.692 | 100 | 30.285 | 279 | 55.259 | |
| 51 | 2:01.200 | 36.826 | 95 | 30.324 | 281 | 54.050 | | 120 | 2:03.179 | 36.872 | 98 | 30.315 | 278 | 55.992 | |
| 52 | 2:00.582 | 36.548 | 100 | 30.198 | 283 | 53.836 | | 121 | 2:02.752 | 37.022 | 100 | 30.564 | 277 | 55.166 | |
| 53 | 2:01.877 | 37.185 | 99 | 30.236 | 282 | 54.456 | | 122 | 2:02.902 | 37.263 | 100 | 30.551 | 277 | 55.088 | |
| 54 | 2:01.054 | 36.427 | 101 | 30.231 | 282 | 54.396 | | 123 | 2:03.663 | 36.859 | 97 | 30.582 | 278 | 56.222 | |
| 55 | 2:00.592 | 36.243 | 100 | 30.117 | 283 | 54.232 | | 124 | 2:05.769 | 37.232 | 94 | 31.021 | 279 | 57.516 | |
| 56 | 3:15.099 | 36.890 | 96 | 30.043 | 283 | 2:08.166 | | 125 | 2:05.937 | 39.027 | 96 | 30.602 | 281 | 56.308 | |
| 57 | 2:25.454 | 57.953 | 95 | 30.398 | 281 | 57.103 | | 126 | 2:02.885 | 37.041 | 96 | 30.517 | 282 | 55.327 | |
| 58 | 2:02.464 | 37.020 | 98 | 30.126 | 283 | 55.318 | | 127 | 2:03.036 | 37.119 | 98 | 30.602 | 277 | 55.315 | |
| 59 | 2:01.316 | 36.842 | 96 | 30.107 | 281 | 54.367 | | 128 | 2:03.866 | 37.283 | 98 | 30.582 | 279 | 56.001 | |
| 60 | 2:01.666 | 36.505 | 97 | 30.627 | 281 | 54.534 | | 129 | 2:02.643 | 37.031 | 95 | 30.493 | 279 | 55.119 | |
| 61 | 2:00.696 | 36.475 | ***104*** | 30.227 | 281 | 53.994 | | 130 | 2:02.482 | 37.058 | 97 | 30.451 | 279 | 54.973 | |
| 62 | 2:01.613 | 36.524 | 100 | 30.090 | 283 | 54.999 | | 131 | 2:02.466 | 36.814 | 94 | 30.265 | 282 | 55.387 | |
| 63 | 2:01.743 | 36.606 | 100 | 29.909 | 283 | 55.228 | | 132 | 2:08.689 | 36.974 | 93 | 30.623 | 279 | 1:01.092 | |
| 64 | 2:00.711 | 36.426 | 96 | 30.112 | 281 | 54.173 | | 133 | 2:07.131 | 38.820 | 93 | 30.786 | 280 | 57.525 | |
| 65 | 2:01.768 | 37.223 | 95 | 30.191 | 281 | 54.354 | | 134 | 3:31.361 | 37.891 | 91 | 30.818 | 282 | 2:22.652 | |
| 66 | 2:03.022 | 37.338 | 88 | 30.330 | 283 | 55.354 | | 135 | 2:20.949 | 56.645 | 101 | 30.704 | 279 | 53.600 | |
| 67 | 2:02.106 | 36.688 | 103 | 30.036 | 284 | 55.382 | | 136 | 2:00.166 | 36.629 | 101 | 30.323 | 279 | ***53.214*** | |
| 68 | 2:02.641 | 37.622 | 97 | 30.343 | 284 | 54.676 | | 137 | ***1:59.756*** | 36.117 | 101 | 30.297 | 280 | 53.342 | |
| 69 | 2:02.148 | 36.764 | 89 | 30.260 | 282 | 55.124 | | | | | | | | | |

**15** Ojjeh, SAU/ Grötz, LUX , ,

**theoretical besttime: 1:59.891**

| | | | | | | | | | | | | | |
|---|---|---|---|---|---|---|---|---|---|---|---|---|---|
| 1 | 3:50.939 | 50.204 | 97 | 1:06.198 | 78 | 1:54.537 | 85 | 2:01.263 | 36.831 | 102 | 30.606 | 271 | 53.826 |
| 2 | 2:34.467 | 41.038 | 91 | 30.802 | 271 | 1:22.627 | 86 | 2:01.400 | 36.679 | 101 | 30.810 | 271 | 53.911 |
| 3 | 3:13.523 | 52.728 | 95 | 51.284 | 232 | 1:29.511 | 87 | 2:01.727 | 37.129 | 102 | 30.537 | 273 | 54.061 |
| 4 | 2:00.961 | 36.945 | 98 | 30.346 | 271 | 53.670 | 88 | 2:02.442 | 37.330 | 101 | 30.803 | 269 | 54.309 |
| 5 | 2:01.795 | 36.811 | 100 | 30.370 | ***273*** | 54.614 | 89 | 2:02.012 | 37.031 | 101 | 30.689 | 271 | 54.292 |
| 6 | 2:59.053 | 50.399 | 72 | 40.177 | 193 | 1:28.477 | 90 | 2:01.880 | 36.895 | 99 | 30.782 | 271 | 54.203 |
| 7 | 2:39.671 | 1:14.879 | 97 | 30.744 | 265 | 54.048 | 91 | 2:05.577 | 38.273 | 97 | 31.891 | 268 | 55.413 |
| 8 | ***2:00.084*** | 36.331 | 100 | 30.373 | 272 | ***53.380*** | 92 | 2:04.535 | 37.585 | 101 | 31.687 | 269 | 55.263 |
| 9 | 2:00.852 | 37.167 | 99 | 30.271 | 271 | 53.414 | 93 | 3:41.745 | 48.526 | 76 | 1:14.305 | 95 | 1:38.914 |
| 10 | 2:00.748 | 36.482 | 98 | 30.298 | 272 | 53.968 | 94 | 3:37.562 | 59.878 | 86 | 1:04.533 | 78 | 1:33.151 |
| 11 | 2:01.821 | 37.293 | 100 | ***30.266*** | 271 | 54.262 | 95 | 2:04.157 | 37.422 | 99 | 31.392 | 273 | 55.343 |
| 12 | 2:02.203 | 37.953 | 96 | 30.714 | 271 | 53.536 | 96 | 2:05.727 | 38.695 | 95 | 31.091 | 273 | 55.941 |
| 13 | 2:00.492 | 36.521 | 97 | 30.328 | 272 | 53.643 | 97 | 2:04.052 | 37.917 | 99 | 30.735 | 271 | 55.400 |
| 14 | 2:01.553 | 37.123 | 95 | 30.540 | 272 | 53.890 | 98 | 2:03.026 | 37.698 | 98 | 30.838 | 272 | 54.490 |
| 15 | 2:01.558 | 36.547 | 97 | 30.442 | 272 | 54.569 | 99 | 2:03.665 | 37.402 | 98 | 31.077 | 272 | 55.186 |
| 16 | 2:03.545 | 36.640 | 97 | 30.625 | 273 | 56.280 | 100 | 2:02.714 | 37.390 | 98 | 30.824 | 272 | 54.500 |
| 17 | 2:03.124 | 37.373 | 100 | 31.661 | 272 | 54.090 | 101 | 2:03.192 | 37.815 | 98 | 30.858 | 272 | 54.519 |
| 18 | 2:02.101 | 36.405 | 96 | 30.631 | 273 | 55.065 | 102 | 2:03.136 | 37.870 | 99 | 31.003 | 271 | 54.263 |
| 19 | 2:02.622 | 36.576 | 97 | 30.563 | 273 | 55.483 | 103 | 2:02.399 | 37.163 | 99 | 30.662 | 272 | 54.574 |
| 20 | 2:01.082 | 36.432 | 97 | 30.496 | 271 | 54.154 | 104 | 2:03.166 | 37.474 | 99 | 30.915 | 272 | 54.777 |
| 21 | 2:01.894 | 36.752 | 98 | 30.612 | 273 | 54.530 | 105 | 2:02.755 | 37.810 | 97 | 30.632 | 272 | 54.313 |
| 22 | 2:03.601 | 38.094 | 96 | 30.619 | 272 | 54.888 | 106 | 2:12.977 | 37.186 | 99 | 30.782 | 272 | 1:05.009 |
| 23 | 2:01.624 | 36.949 | 96 | 30.511 | 272 | 54.164 | 107 | 3:37.207 | 2:09.249 | 93 | 32.448 | 267 | 55.510 |
| 24 | 2:02.135 | 36.547 | 98 | 30.492 | 267 | 55.096 | 108 | 2:05.999 | 38.382 | 92 | 32.562 | 270 | 55.055 |
| 25 | 2:04.452 | 37.532 | 91 | 31.308 | ***273*** | 55.612 | 109 | 2:03.482 | 37.316 | 96 | 31.077 | 265 | 55.089 |
| 26 | 2:01.717 | 36.733 | 97 | 30.528 | 271 | 54.456 | 110 | 2:03.798 | 37.972 | 96 | 31.056 | 267 | 54.770 |
| 27 | 2:01.040 | 36.607 | 98 | 30.490 | 272 | 53.943 | 111 | 2:02.920 | 37.085 | 98 | 30.868 | 268 | 54.967 |

# Blancpain Endurance Series

## Lap analysis Race

Provisional

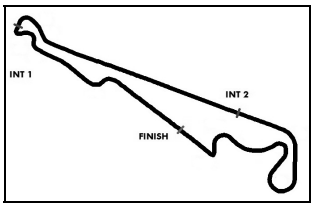


Circuit Paul Ricard Short, Length: 5791 m
Air temperature: 19.6°C
Track temperature: 20.3°C
Weather condition: Dry

Saturday 20.6.2015 17:00

## Lap analysis: Race

| Lap | Time | SE1 | SP1 | SE2 | SP2 | SE3 | SP3 |
|---|---|---|---|---|---|---|---|
| 28 | 2:01.836 | 36.845 | 98 | 30.412 | 273 | 54.579 | |
| 29 | 2:01.517 | 36.540 | 97 | 30.573 | 272 | 54.404 | |
| 30 | 2:01.233 | 36.578 | 98 | 30.426 | 271 | 54.229 | |
| 31 | 2:03.503 | 37.019 | 98 | 30.380 | 271 | 56.104 | |
| 32 | 2:03.054 | 36.826 | 97 | 31.309 | 272 | 54.919 | |
| 33 | 2:02.298 | 37.145 | 91 | 30.670 | 272 | 54.483 | |
| 34 | 2:03.243 | 37.223 | 95 | 30.776 | 273 | 55.244 | |
| 35 | 2:12.699 | 37.304 | 96 | 30.532 | 271 | 1:04.863 | |
| 36 | 3:36.004 | 2:09.902 | 96 | 30.869 | 271 | 55.233 | |
| 37 | 2:04.473 | 38.316 | 94 | 31.001 | 271 | 55.156 | |
| 38 | 2:16.054 | 41.895 | 91 | 37.012 | 259 | 57.147 | |
| 39 | 2:31.223 | 38.459 | 96 | 49.362 | 221 | 1:03.402 | |
| 40 | 2:13.734 | 43.854 | 99 | 33.428 | 266 | 56.452 | |
| 41 | 2:11.987 | 38.474 | 97 | 32.346 | 269 | 1:01.167 | |
| 42 | 2:55.889 | 1:02.043 | 89 | 53.736 | 234 | 1:00.110 | |
| 43 | 2:46.569 | 49.970 | 95 | 59.561 | 217 | 57.038 | |
| 44 | 2:20.347 | 39.845 | 98 | 40.528 | 195 | 59.974 | |
| 45 | 2:25.918 | 37.633 | 99 | 39.710 | 160 | 1:08.575 | |
| 46 | 2:43.078 | 1:14.108 | 95 | 32.149 | 267 | 56.821 | |
| 47 | 2:03.734 | 37.640 | 97 | 31.113 | 269 | 54.981 | |
| 48 | 2:02.908 | 37.146 | 93 | 31.043 | 269 | 54.719 | |
| 49 | 2:03.722 | 37.413 | 95 | 31.006 | 269 | 55.303 | |
| 50 | 2:02.508 | 37.108 | 94 | 30.794 | 270 | 54.606 | |
| 51 | 2:03.447 | 37.093 | 96 | 30.898 | 269 | 55.456 | |
| 52 | 2:03.789 | 37.309 | 96 | 31.398 | 270 | 55.082 | |
| 53 | 2:03.062 | 37.255 | 94 | 30.882 | 272 | 54.925 | |
| 54 | 2:04.782 | 38.544 | 92 | 30.875 | 271 | 55.363 | |
| 55 | 2:05.155 | 38.029 | 89 | 31.187 | 272 | 55.939 | |
| 56 | 2:02.765 | 37.147 | 99 | 30.870 | 269 | 54.748 | |
| 57 | 2:06.299 | 39.801 | 89 | 31.375 | 269 | 55.123 | |
| 58 | 2:08.544 | 37.469 | 95 | 31.912 | 269 | 59.163 | |
| 59 | 2:03.954 | 37.924 | 98 | 30.811 | 271 | 55.219 | |
| 60 | 2:05.987 | 39.495 | 97 | 31.339 | 271 | 55.153 | |
| 61 | 2:04.658 | 37.304 | 97 | 31.172 | 271 | 56.182 | |
| 62 | 2:05.778 | 38.364 | 95 | 30.860 | 271 | 56.554 | |
| 63 | 2:06.094 | 37.666 | 95 | 30.928 | 271 | 57.500 | |
| 64 | 2:04.046 | 38.585 | 97 | 30.849 | 271 | 54.612 | |
| 65 | 2:04.914 | 38.154 | 94 | 30.807 | 271 | 55.953 | |
| 66 | 2:03.575 | 37.168 | 94 | 30.792 | 271 | 55.615 | |
| 67 | 2:06.241 | 37.993 | 92 | 30.855 | 264 | 57.393 | |
| 68 | 2:04.512 | 38.075 | 101 | 30.753 | 271 | 55.684 | |
| 69 | 2:04.956 | 37.796 | 99 | 30.773 | 272 | 56.387 | |
| 70 | 2:03.309 | 36.999 | 99 | 30.681 | 271 | 55.629 | |
| 71 | 2:03.348 | 36.980 | 99 | 30.734 | 270 | 55.634 | |
| 72 | 2:03.306 | 37.060 | 98 | 30.916 | 271 | 55.330 | |
| 73 | 2:02.298 | 36.971 | 99 | 30.762 | 271 | 54.565 | |
| 74 | 2:03.106 | 37.382 | 96 | 30.986 | 271 | 54.738 | |
| 75 | 2:03.078 | 37.488 | 96 | 30.864 | 271 | 54.726 | |
| 76 | 2:12.677 | 37.651 | 92 | 31.206 | 269 | 1:03.820 | |
| 77 | 3:27.313 | 2:02.913 | 101 | 30.669 | 270 | 53.731 | |
| 78 | 2:01.598 | 36.881 | 100 | 30.766 | 271 | 53.951 | |
| 79 | 2:00.726 | 36.860 | ***103*** | 30.381 | 271 | 53.485 | |
| 80 | 2:00.863 | 36.696 | 101 | 30.385 | 272 | 53.782 | |
| 81 | 2:00.814 | 36.592 | 102 | 30.405 | 273 | 53.817 | |
| 82 | 2:01.156 | 36.733 | 99 | 30.493 | 271 | 53.930 | |
| 83 | 2:01.866 | 36.951 | 100 | 30.546 | 272 | 54.369 | |
| 84 | 2:02.409 | 37.806 | 94 | 30.633 | 270 | 53.970 | |
| 112 | 2:04.190 | 37.207 | 98 | 31.132 | 266 | 55.851 | |
| 113 | 2:04.138 | 37.251 | 97 | 30.981 | 267 | 55.906 | |
| 114 | 2:03.268 | 36.985 | 96 | 30.853 | 269 | 55.430 | |
| 115 | 2:05.612 | 37.382 | 96 | 32.439 | 269 | 55.791 | |
| 116 | 2:04.870 | 38.492 | 97 | 31.143 | 269 | 55.235 | |
| 117 | 2:02.205 | 37.038 | 100 | 31.020 | 268 | 54.147 | |
| 118 | 2:02.977 | 37.166 | 99 | 31.027 | 269 | 54.784 | |
| 119 | 2:06.069 | 39.390 | 94 | 31.411 | 271 | 55.268 | |
| 120 | 2:03.876 | 37.925 | 97 | 30.982 | 270 | 54.969 | |
| 121 | 2:05.481 | 37.568 | 95 | 31.962 | 267 | 55.951 | |
| 122 | 2:03.249 | 37.089 | 98 | 30.926 | 271 | 55.234 | |
| 123 | 2:02.444 | 37.038 | 97 | 31.041 | 268 | 54.365 | |
| 124 | 2:02.774 | 37.047 | 99 | 30.946 | 267 | 54.781 | |
| 125 | 2:02.303 | 36.782 | 98 | 31.107 | 264 | 54.414 | |
| 126 | 2:02.413 | 36.930 | 99 | 31.005 | 268 | 54.478 | |
| 127 | 2:04.547 | 38.287 | 98 | 31.239 | 269 | 55.021 | |
| 128 | 2:05.585 | 38.062 | 97 | 31.322 | 271 | 56.201 | |
| 129 | 2:04.258 | 37.325 | 99 | 31.103 | 269 | 55.830 | |
| 130 | 2:02.872 | 37.108 | 96 | 31.199 | 266 | 54.565 | |
| 131 | 2:04.165 | 37.542 | 95 | 31.409 | 272 | 55.214 | |
| 132 | 2:03.280 | 37.349 | 98 | 31.107 | 269 | 54.824 | |
| 133 | 2:02.438 | 36.850 | 97 | 31.033 | 267 | 54.555 | |
| 134 | 2:02.348 | 37.026 | 98 | 30.998 | 267 | 54.324 | |
| 135 | 2:17.154 | 50.636 | 94 | 31.983 | 270 | 54.535 | |
| 136 | 2:12.675 | 37.533 | 99 | 30.975 | 270 | 1:04.167 | |
| 137 | 3:24.197 | 1:59.126 | 100 | 31.055 | 267 | 54.016 | |
| 138 | 2:01.970 | 36.582 | 100 | 30.863 | 269 | 54.525 | |
| 139 | 2:01.089 | ***36.245*** | 99 | 30.796 | 270 | 54.048 | |
| 140 | 2:03.806 | 36.586 | 97 | 31.640 | 269 | 55.580 | |
| 141 | 2:01.813 | 36.675 | 100 | 30.897 | 268 | 54.241 | |
| 142 | 2:01.823 | 36.702 | 101 | 31.008 | 267 | 54.113 | |
| 143 | 2:01.676 | 36.704 | 95 | 30.797 | 267 | 54.175 | |
| 144 | 2:01.913 | 36.870 | 100 | 30.858 | 269 | 54.185 | |
| 145 | 2:02.952 | 38.019 | 97 | 30.919 | 269 | 54.014 | |
| 146 | 2:01.631 | 36.675 | 98 | 30.780 | 269 | 54.176 | |
| 147 | 2:03.135 | 36.754 | 98 | 30.840 | 271 | 55.541 | |
| 148 | 2:02.026 | 37.052 | 99 | 30.675 | 269 | 54.299 | |
| 149 | 2:03.087 | 37.692 | 91 | 30.917 | 271 | 54.478 | |
| 150 | 2:01.508 | 36.968 | 100 | 30.748 | 272 | 53.792 | |
| 151 | 2:02.941 | 36.636 | 96 | 30.635 | 271 | 55.670 | |
| 152 | 2:05.468 | 37.929 | 98 | 31.554 | 267 | 55.985 | |
| 153 | 2:06.414 | 37.899 | 99 | 32.428 | 267 | 56.087 | |
| 154 | 2:03.904 | 37.812 | 97 | 31.147 | 271 | 54.945 | |
| 155 | 2:03.848 | 37.378 | 95 | 31.025 | 271 | 55.445 | |
| 156 | 2:04.044 | 37.506 | 96 | 31.104 | 263 | 55.434 | |
| 157 | 2:04.191 | 37.436 | 95 | 31.250 | 271 | 55.505 | |
| 158 | 2:04.186 | 37.700 | 94 | 31.063 | 270 | 55.423 | |
| 159 | 2:04.581 | 38.337 | 96 | 31.141 | 269 | 55.103 | |
| 160 | 2:04.478 | 37.748 | 97 | 31.235 | 271 | 55.495 | |
| 161 | 2:02.425 | 37.513 | 96 | 30.712 | 269 | 54.200 | |
| 162 | 2:02.467 | 37.063 | 99 | 30.846 | 270 | 54.558 | |
| 163 | 2:03.342 | 37.305 | 99 | 30.734 | 269 | 55.303 | |
| 164 | 2:04.385 | 37.137 | 97 | 30.695 | 271 | 56.553 | |
| 165 | 2:03.363 | 37.207 | 94 | 31.002 | 268 | 55.154 | |
| 166 | 2:03.303 | 37.301 | 98 | 30.959 | 267 | 55.043 | |
| 167 | 2:05.317 | 37.484 | 97 | 31.428 | 269 | 56.405 | |

# Blancpain Endurance Series

## Lap analysis Race

Provisional

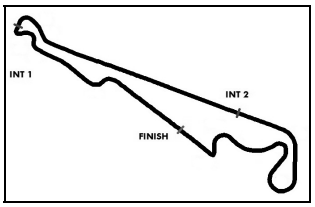


Circuit Paul Ricard Short, Length: 5791 m
Air temperature: 19.6°C
Track temperature: 20.3°C
Weather condition: Dry

Saturday 20.6.2015 17:00

## Lap analysis: Race

**16** Barthez, FRA/ Pons, FRA , ,

**theoretical besttime: 2:00.995**

| Lap | Time | SE1 | SP1 | SE2 | SP2 | SE3 | SP3 |
|---|---|---|---|---|---|---|---|
| 1 | 3:53.969 | 54.277 | 96 | 1:08.724 | 58 | 1:50.968 | |
| 2 | 2:46.409 | 42.753 | 89 | 32.318 | 274 | 1:31.338 | |
| 3 | 3:09.416 | 50.343 | 91 | 53.325 | 229 | 1:25.748 | |
| 4 | 2:03.007 | 37.596 | 95 | 30.445 | 279 | 54.966 | |
| 5 | 2:02.509 | 37.435 | 98 | 30.293 | 278 | 54.781 | |
| 6 | 2:04.144 | 37.834 | 100 | 30.441 | ***280*** | 55.869 | |
| 7 | 2:02.889 | 37.389 | 100 | 30.389 | 279 | 55.111 | |
| 8 | 2:02.521 | 37.222 | 99 | 30.264 | 279 | 55.035 | |
| 9 | 2:02.956 | 37.722 | 96 | 30.293 | 277 | 54.941 | |
| 10 | 2:03.591 | 37.637 | 96 | 30.410 | 278 | 55.544 | |
| 11 | 2:01.699 | 36.914 | 92 | 30.307 | 279 | 54.478 | |
| 12 | 2:02.024 | 37.008 | 94 | 30.557 | 278 | 54.459 | |
| 13 | 2:02.895 | 37.750 | 93 | 30.354 | 278 | 54.791 | |
| 14 | 2:02.140 | 36.861 | 98 | 30.344 | 278 | 54.935 | |
| 15 | 2:02.445 | 36.967 | 97 | 30.580 | 278 | 54.898 | |
| 16 | 2:02.349 | 37.059 | 95 | 30.381 | 279 | 54.909 | |
| 17 | 2:01.907 | 36.916 | 99 | 30.522 | 279 | 54.469 | |
| 18 | 2:02.727 | 37.364 | 96 | 30.523 | 279 | 54.840 | |
| 19 | 2:02.154 | 36.789 | 97 | 30.417 | 279 | 54.948 | |
| 20 | 2:02.808 | 37.018 | 96 | 30.321 | 279 | 55.469 | |
| 21 | 2:02.674 | 37.394 | 96 | 30.550 | 279 | 54.730 | |
| 22 | 2:02.004 | 36.781 | 96 | 30.368 | 278 | 54.855 | |
| 23 | 2:02.305 | 36.824 | 96 | 30.524 | 278 | 54.957 | |
| 24 | 2:03.468 | 37.235 | 95 | 30.475 | 278 | 55.758 | |
| 25 | 2:04.404 | 37.356 | 94 | 31.617 | ***280*** | 55.431 | |
| 26 | 2:13.149 | 37.261 | 98 | 30.513 | 279 | 1:05.375 | |
| 27 | 3:22.964 | 1:56.427 | 104 | 31.070 | 278 | 55.467 | |
| 28 | 2:03.611 | 37.218 | 100 | 30.835 | 278 | 55.558 | |
| 29 | 2:02.565 | 36.837 | 104 | 30.832 | ***280*** | 54.896 | |
| 30 | 2:02.142 | 36.722 | 100 | 30.366 | 278 | 55.054 | |
| 31 | 2:03.470 | 37.805 | ***105*** | 30.625 | 278 | 55.040 | |
| 32 | 2:04.085 | 36.868 | 100 | 30.567 | 279 | 56.650 | |
| 33 | 2:04.474 | 37.330 | 99 | 30.513 | 278 | 56.631 | |
| 34 | 2:02.899 | 37.583 | 100 | 30.438 | 278 | 54.878 | |
| 35 | 2:01.828 | 36.717 | 100 | 30.428 | 278 | 54.683 | |
| 36 | 2:02.304 | 37.009 | 97 | 30.539 | 278 | 54.756 | |
| 37 | 2:01.448 | 36.664 | 102 | 30.381 | 278 | 54.403 | |
| 38 | 2:08.589 | 37.206 | 100 | 33.504 | 252 | 57.879 | |
| 39 | 2:12.990 | 39.891 | 97 | 34.718 | 242 | 58.381 | |
| 40 | 2:09.096 | 39.699 | 98 | 32.112 | 273 | 57.285 | |
| 41 | 3:23.193 | 40.449 | 92 | 1:07.375 | 116 | 1:35.369 | |
| 42 | 3:00.628 | 1:01.198 | 93 | 49.421 | 202 | 1:10.009 | |
| 43 | 2:40.807 | 44.314 | 95 | 53.034 | 216 | 1:03.459 | |
| 44 | 2:22.069 | 43.840 | 97 | 37.977 | 208 | 1:00.252 | |
| 45 | 2:19.886 | 41.288 | 98 | 36.908 | 263 | 1:01.690 | |
| 46 | 2:34.484 | 41.626 | 85 | 37.500 | 251 | 1:15.358 | |
| 47 | 2:05.585 | 38.587 | 99 | 31.498 | 278 | 55.500 | |
| 48 | 2:02.482 | 37.344 | 100 | 30.512 | 278 | 54.626 | |
| 49 | 2:06.418 | 38.185 | 90 | 32.116 | 276 | 56.117 | |
| 50 | 2:07.942 | 38.489 | 92 | 31.380 | 271 | 58.073 | |
| 51 | 2:05.080 | 39.299 | 93 | 30.975 | 278 | 54.806 | |
| 52 | 2:02.983 | 37.132 | 98 | 30.510 | 278 | 55.341 | |
| 53 | 2:05.222 | 38.324 | 99 | 30.459 | 278 | 56.439 | |
| 54 | 2:13.656 | 37.499 | 101 | 30.383 | 276 | 1:05.774 | |
| 55 | 3:19.306 | 1:53.190 | 103 | 30.417 | 278 | 55.699 | |
| 56 | 2:04.230 | 36.905 | 98 | 30.494 | 278 | 56.831 | |
| 57 | 2:01.319 | ***36.626*** | 103 | 30.289 | 278 | 54.404 | |
| 58 | ***2:01.143*** | 36.686 | 101 | 30.124 | 278 | ***54.333*** | |
| 59 | 2:03.102 | 37.292 | 101 | 30.324 | 278 | 55.486 | |
| 85 | 2:15.117 | 37.485 | 101 | 30.605 | 278 | 1:07.027 | |
| 86 | 3:29.231 | 2:03.964 | 99 | 30.568 | 278 | 54.699 | |
| 87 | 2:02.670 | 37.140 | 99 | 30.566 | 279 | 54.964 | |
| 88 | 2:02.670 | 36.927 | 98 | 30.878 | 279 | 54.865 | |
| 89 | 2:03.743 | 36.993 | 96 | 30.625 | 278 | 56.125 | |
| 90 | 2:04.513 | 37.520 | 97 | 30.912 | 278 | 56.081 | |
| 91 | 2:23.377 | 38.937 | 92 | 45.175 | 233 | 59.265 | |
| 92 | 2:07.789 | 38.713 | 98 | 32.421 | 278 | 56.655 | |
| 93 | 2:59.231 | 38.204 | 98 | 42.911 | 119 | 1:38.116 | |
| 94 | 3:30.660 | 57.214 | 92 | 1:08.688 | 78 | 1:24.758 | |
| 95 | 2:07.860 | 40.640 | 97 | 30.929 | 278 | 56.291 | |
| 96 | 2:05.646 | 38.623 | 95 | 30.596 | 278 | 56.427 | |
| 97 | 2:06.972 | 39.166 | 101 | 31.000 | 279 | 56.806 | |
| 98 | 2:04.485 | 37.981 | 99 | 31.349 | 270 | 55.155 | |
| 99 | 2:05.260 | 37.811 | 98 | 30.843 | 278 | 56.606 | |
| 100 | 2:04.284 | 37.866 | 97 | 30.716 | 278 | 55.702 | |
| 101 | 2:05.881 | 38.809 | 96 | 30.872 | 274 | 56.200 | |
| 102 | 2:06.588 | 39.648 | 89 | 31.460 | 278 | 55.480 | |
| 103 | 2:03.425 | 37.734 | 94 | 30.662 | 278 | 55.029 | |
| 104 | 2:02.803 | 36.927 | 96 | 30.361 | 278 | 55.515 | |
| 105 | 2:03.900 | 37.454 | 97 | 31.184 | 277 | 55.262 | |
| 106 | 2:02.894 | 37.035 | 101 | 30.647 | 278 | 55.212 | |
| 107 | 2:02.673 | 37.029 | 98 | 30.639 | 278 | 55.005 | |
| 108 | 2:02.587 | 37.189 | 98 | 30.389 | 278 | 55.009 | |
| 109 | 2:03.187 | 37.095 | 95 | 30.643 | 270 | 55.449 | |
| 110 | 2:02.952 | 37.129 | 95 | 30.427 | 278 | 55.396 | |
| 111 | 2:04.847 | 37.456 | 101 | 30.614 | 278 | 56.777 | |
| 112 | 2:03.780 | 37.563 | 101 | 30.718 | 278 | 55.499 | |
| 113 | 2:03.701 | 37.286 | 96 | 30.681 | 278 | 55.734 | |
| 114 | 2:13.712 | 37.424 | 96 | 30.848 | 278 | 1:05.440 | |
| 115 | 3:22.374 | 1:56.418 | 91 | 30.565 | 278 | 55.391 | |
| 116 | 2:03.215 | 37.821 | 96 | 30.819 | 278 | 54.575 | |
| 117 | 2:03.290 | 37.088 | 94 | 30.663 | 278 | 55.539 | |
| 118 | 2:02.503 | 36.953 | 98 | 30.538 | 277 | 55.012 | |
| 119 | 2:03.743 | 37.109 | 97 | 30.444 | 278 | 56.190 | |
| 120 | 2:02.676 | 37.430 | 97 | 30.658 | 278 | 54.588 | |
| 121 | 2:02.834 | 37.238 | 99 | 30.575 | 278 | 55.021 | |
| 122 | 2:03.271 | 37.461 | 95 | 30.688 | 279 | 55.122 | |
| 123 | 2:03.478 | 36.780 | 94 | 31.574 | 261 | 55.124 | |
| 124 | 2:03.037 | 36.958 | 94 | 30.662 | 278 | 55.417 | |
| 125 | 2:02.731 | 37.450 | 94 | 30.673 | 278 | 54.608 | |
| 126 | 2:04.399 | 38.693 | 102 | 30.586 | 278 | 55.120 | |
| 127 | 2:02.025 | 37.018 | 97 | 30.666 | 278 | 54.341 | |
| 128 | 2:02.439 | 37.119 | 97 | 30.512 | 278 | 54.808 | |
| 129 | 2:02.415 | 37.129 | 97 | 30.328 | 278 | 54.958 | |
| 130 | 2:05.202 | 37.647 | 95 | 30.935 | 278 | 56.620 | |
| 131 | 2:03.023 | 37.491 | 98 | 30.680 | 278 | 54.852 | |
| 132 | 2:02.651 | 36.893 | 96 | 30.568 | 278 | 55.190 | |
| 133 | 2:02.497 | 36.979 | 98 | 30.631 | 278 | 54.887 | |
| 134 | 2:02.352 | 36.868 | 100 | 30.471 | 278 | 55.013 | |
| 135 | 2:03.824 | 37.267 | 96 | 30.714 | 278 | 55.843 | |
| 136 | 2:03.321 | 37.162 | 96 | 30.621 | 277 | 55.538 | |
| 137 | 2:02.632 | 37.187 | 94 | 30.670 | 278 | 54.775 | |
| 138 | 2:02.983 | 37.442 | 94 | 30.706 | 278 | 54.835 | |
| 139 | 2:04.536 | 37.599 | 97 | 30.875 | 278 | 56.062 | |
| 140 | 2:04.945 | 37.622 | 96 | 31.049 | 278 | 56.274 | |
| 141 | 2:04.794 | 38.403 | 99 | 30.823 | 279 | 55.568 | |
| 142 | 2:04.010 | 37.456 | 96 | 30.919 | 279 | 55.635 | |
| 143 | 2:04.674 | 38.499 | 97 | 30.905 | ***280*** | 55.270 | |

# Blancpain Endurance Series

## Lap analysis Race

Provisional

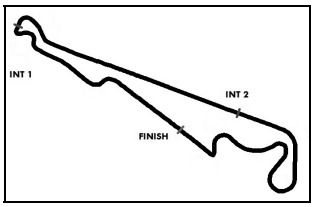


Circuit Paul Ricard Short, Length: 5791 m
Air temperature: 19.6°C
Track temperature: 20.3°C
Weather condition: Dry

Saturday 20.6.2015 17:00

## Lap analysis: Race

| Lap | Time | SE1 | SP1 | SE2 | SP2 | SE3 | SP3 | Lap | Time | SE1 | SP1 | SE2 | SP2 | SE3 | SP3 |
|---|---|---|---|---|---|---|---|---|---|---|---|---|---|---|---|
| 60 | 2:02.065 | 36.640 | 102 | ***30.036*** | 278 | 55.389 | | 144 | 2:19.133 | 38.848 | 95 | 30.675 | 278 | 1:09.610 | |
| 61 | 2:02.823 | 37.030 | 100 | 30.126 | 278 | 55.667 | | 145 | 3:21.508 | 1:52.919 | 100 | 31.377 | 278 | 57.212 | |
| 62 | 2:02.495 | 37.193 | 102 | 30.374 | 278 | 54.928 | | 146 | 2:04.972 | 38.048 | 99 | 30.884 | 278 | 56.040 | |
| 63 | 2:02.575 | 37.316 | 100 | 30.303 | 277 | 54.956 | | 147 | 2:04.190 | 37.238 | 102 | 30.727 | 278 | 56.225 | |
| 64 | 2:03.111 | 37.798 | 96 | 30.153 | 278 | 55.160 | | 148 | 2:03.647 | 38.185 | 101 | 30.805 | 278 | 54.657 | |
| 65 | 2:03.237 | 37.335 | 101 | 30.341 | 278 | 55.561 | | 149 | 2:06.205 | 38.684 | 102 | 31.035 | 279 | 56.486 | |
| 66 | 2:02.186 | 36.882 | 101 | 30.127 | 278 | 55.177 | | 150 | 2:05.260 | 37.575 | 101 | 30.834 | 278 | 56.851 | |
| 67 | 2:03.115 | 37.584 | 100 | 30.487 | 279 | 55.044 | | 151 | 2:03.422 | 36.785 | 101 | 30.624 | 278 | 56.013 | |
| 68 | 2:03.337 | 37.635 | 101 | 30.422 | 279 | 55.280 | | 152 | 2:05.867 | 38.262 | 95 | 31.581 | 272 | 56.024 | |
| 69 | 2:02.599 | 37.167 | 99 | 30.380 | 278 | 55.052 | | 153 | 2:03.534 | 37.762 | 102 | 30.407 | 277 | 55.365 | |
| 70 | 2:01.681 | 36.923 | 101 | 30.155 | 278 | 54.603 | | 154 | 2:03.254 | 37.148 | 100 | 30.392 | 278 | 55.714 | |
| 71 | 2:02.914 | 37.418 | 101 | 30.142 | 278 | 55.354 | | 155 | 2:06.019 | 38.326 | 98 | 30.922 | 265 | 56.771 | |
| 72 | 2:03.979 | 37.533 | 101 | 30.690 | 275 | 55.756 | | 156 | 2:03.241 | 37.150 | 100 | 30.535 | 278 | 55.556 | |
| 73 | 2:02.138 | 37.320 | 99 | 30.085 | 278 | 54.733 | | 157 | 2:02.772 | 37.044 | 99 | 30.607 | 278 | 55.121 | |
| 74 | 2:02.918 | 37.045 | 101 | 30.412 | 278 | 55.461 | | 158 | 2:03.043 | 37.396 | 102 | 30.296 | 278 | 55.351 | |
| 75 | 2:03.743 | 36.851 | 101 | 31.158 | 278 | 55.734 | | 159 | 2:02.891 | 36.808 | 101 | 30.766 | 278 | 55.317 | |
| 76 | 2:03.899 | 37.631 | 101 | 30.213 | 278 | 56.055 | | 160 | 2:02.787 | 36.898 | 100 | 30.417 | 278 | 55.472 | |
| 77 | 2:02.589 | 36.772 | 100 | 30.298 | 278 | 55.519 | | 161 | 2:02.921 | 36.912 | 98 | 30.588 | 278 | 55.421 | |
| 78 | 2:02.512 | 36.928 | 99 | 30.191 | 278 | 55.393 | | 162 | 2:02.895 | 36.992 | 102 | 30.651 | 278 | 55.252 | |
| 79 | 2:03.598 | 37.247 | 101 | 30.435 | 278 | 55.916 | | 163 | 2:02.847 | 37.000 | 102 | 30.535 | 278 | 55.312 | |
| 80 | 2:03.245 | 37.257 | 101 | 30.304 | 278 | 55.684 | | 164 | 2:04.267 | 37.149 | 102 | 30.769 | 278 | 56.349 | |
| 81 | 2:03.540 | 37.603 | 99 | 30.676 | 278 | 55.261 | | 165 | 2:03.035 | 37.107 | 99 | 30.751 | 278 | 55.177 | |
| 82 | 2:02.076 | 36.629 | 99 | 30.427 | 278 | 55.020 | | 166 | 2:06.049 | 37.672 | 96 | 32.420 | 278 | 55.957 | |
| 83 | 2:05.973 | 37.941 | 96 | 31.929 | 278 | 56.103 | | 167 | 2:06.048 | 37.263 | 99 | 30.944 | 269 | 57.841 | |
| 84 | 2:04.542 | 37.208 | 98 | 30.254 | 278 | 57.080 | | | | | | | | | |

**17** Andersen, DNK/ Jensen, DNK , ,

**theoretical besttime: 1:58.911**

| | | | | | | | | | | | | | | |
|---|---|---|---|---|---|---|---|---|---|---|---|---|---|---|
| 1 | 3:44.466 | 42.610 | 99 | 1:00.272 | 100 | 2:01.584 | | 86 | 2:03.550 | 37.385 | 99 | 30.567 | 278 | 55.598 |
| 2 | 2:33.682 | 42.636 | | 32.562 | 280 | 1:18.484 | | 87 | 2:03.314 | 37.430 | 96 | 30.706 | 279 | 55.178 |
| 3 | 3:14.291 | 49.544 | 97 | 52.884 | 191 | 1:31.863 | | 88 | 2:03.979 | 37.332 | 91 | 31.035 | 278 | 55.612 |
| 4 | 2:02.042 | 37.300 | 99 | 30.233 | 278 | 54.509 | | 89 | 2:03.629 | 37.233 | 97 | 31.081 | 280 | 55.315 |
| 5 | 2:03.660 | 37.099 | 99 | 30.369 | 274 | 56.192 | | 90 | 2:03.790 | 37.461 | 98 | 30.711 | 278 | 55.618 |
| 6 | 2:02.790 | 37.908 | 100 | 30.502 | 280 | 54.380 | | 91 | 2:04.373 | 37.516 | 98 | 30.814 | 278 | 56.043 |
| 7 | 2:02.071 | 36.859 | 101 | 30.308 | 279 | 54.904 | | 92 | 2:30.531 | 47.042 | 85 | 47.113 | 259 | 56.376 |
| 8 | 2:02.916 | 37.600 | 92 | 30.344 | 279 | 54.972 | | 93 | 2:04.052 | 37.574 | 98 | 31.000 | 278 | 55.478 |
| 9 | 2:02.510 | 36.977 | 96 | 30.366 | 280 | 55.167 | | 94 | 3:12.729 | 37.355 | 97 | 56.691 | 109 | 1:38.683 |
| 10 | 2:03.103 | 37.429 | 100 | 30.241 | 277 | 55.433 | | 95 | 3:32.807 | 58.286 | 98 | 1:03.491 | 123 | 1:31.030 |
| 11 | 2:02.489 | 37.234 | 98 | 30.498 | 280 | 54.757 | | 96 | 2:04.768 | 38.107 | 87 | 30.775 | 279 | 55.886 |
| 12 | 2:04.481 | 37.382 | 94 | 31.332 | 280 | 55.767 | | 97 | 2:03.202 | 37.016 | 98 | 30.439 | 278 | 55.747 |
| 13 | 2:02.439 | 36.991 | 98 | 30.579 | 280 | 54.869 | | 98 | 2:03.217 | 37.139 | 97 | 30.555 | 278 | 55.523 |
| 14 | 2:02.962 | 37.050 | 97 | 30.528 | 280 | 55.384 | | 99 | 2:04.142 | 37.810 | 98 | 30.629 | 279 | 55.703 |
| 15 | 2:03.592 | 37.253 | 97 | 30.409 | 279 | 55.930 | | 100 | 2:04.431 | 37.075 | 97 | 30.820 | 278 | 56.536 |
| 16 | 2:02.415 | 37.187 | 99 | 30.397 | 278 | 54.831 | | 101 | 2:05.104 | 37.912 | 95 | 31.526 | 279 | 55.666 |
| 17 | 2:03.085 | 36.923 | 99 | 30.441 | 280 | 55.721 | | 102 | 2:03.731 | 37.213 | 100 | 30.987 | 278 | 55.531 |
| 18 | 2:02.584 | 37.013 | 97 | 30.693 | ***281*** | 54.878 | | 103 | 2:05.486 | 38.000 | 97 | 30.953 | 280 | 56.533 |
| 19 | 2:03.423 | 37.222 | 99 | 31.143 | 280 | 55.058 | | 104 | 2:07.120 | 39.654 | 94 | 32.162 | 280 | 55.304 |
| 20 | 2:04.253 | 37.062 | 99 | 30.563 | 278 | 56.628 | | 105 | 2:04.428 | 37.556 | 97 | 31.030 | 279 | 55.842 |
| 21 | 2:02.778 | 37.409 | 100 | 30.495 | 279 | 54.874 | | 106 | 2:04.006 | 37.169 | 99 | 30.717 | 278 | 56.120 |
| 22 | 2:03.344 | 37.148 | 97 | 30.566 | 279 | 55.630 | | 107 | 2:02.899 | 37.050 | 99 | 30.652 | 277 | 55.197 |
| 23 | 2:03.178 | 37.075 | 98 | 30.448 | 280 | 55.655 | | 108 | 2:02.775 | 37.030 | 98 | 30.730 | 278 | 55.015 |
| 24 | 2:03.146 | 37.183 | 98 | 30.574 | 280 | 55.389 | | 109 | 2:03.366 | 37.185 | 99 | 30.735 | 278 | 55.446 |
| 25 | 2:03.462 | 37.292 | 97 | 30.740 | 280 | 55.430 | | 110 | 2:13.961 | 37.657 | 98 | 30.991 | 279 | 1:05.313 |
| 26 | 2:12.949 | 37.748 | 99 | 30.464 | 280 | 1:04.737 | | 111 | 2:57.708 | 1:30.514 | 94 | 31.025 | 276 | 56.169 |
| 27 | 2:58.425 | 1:31.173 | 91 | 31.153 | 278 | 56.099 | | 112 | 2:04.236 | 37.791 | 96 | 30.935 | 279 | 55.510 |
| 28 | 2:03.847 | 37.537 | 98 | 30.685 | 279 | 55.625 | | 113 | 2:04.040 | 37.353 | 96 | 31.028 | 279 | 55.659 |
| 29 | 2:03.937 | 37.254 | 97 | 30.765 | 278 | 55.918 | | 114 | 2:04.153 | 37.083 | 99 | 30.924 | 278 | 56.146 |
| 30 | 2:04.246 | 37.779 | 97 | 30.724 | 279 | 55.743 | | 115 | 2:03.861 | 37.443 | 96 | 31.189 | 279 | 55.229 |
| 31 | 2:04.776 | 37.185 | 97 | 30.564 | 278 | 57.027 | | 116 | 2:05.095 | 37.252 | 97 | 30.894 | 277 | 56.949 |
| 32 | 2:05.463 | 37.351 | 99 | 30.595 | 280 | 57.517 | | 117 | 2:04.486 | 37.305 | 95 | 31.038 | 278 | 56.143 |
| 33 | 2:04.034 | 37.256 | 96 | 30.754 | 278 | 56.024 | | 118 | 2:04.163 | 37.194 | 97 | 30.846 | 278 | 56.123 |

# Blancpain Endurance Series

## Lap analysis Race

Provisional

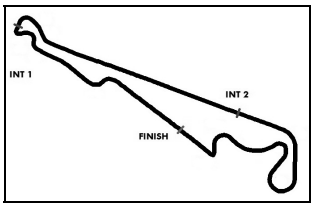


Circuit Paul Ricard Short, Length: 5791 m
Air temperature: 19.6°C
Track temperature: 20.3°C
Weather condition: Dry

Saturday 20.6.2015 17:00

## Lap analysis: Race

| Lap | Time | SE1 | SP1 | SE2 | SP2 | SE3 | SP3 | Lap | Time | SE1 | SP1 | SE2 | SP2 | SE3 | SP3 |
|---|---|---|---|---|---|---|---|---|---|---|---|---|---|---|---|
| 34 | 2:04.526 | 37.909 | 95 | 31.108 | 279 | 55.509 | | 119 | 2:04.646 | 37.344 | 96 | 31.448 | 278 | 55.854 | |
| 35 | 2:04.453 | 37.564 | 93 | 30.905 | 278 | 55.984 | | 120 | 2:03.442 | 37.183 | 97 | 30.832 | 278 | 55.427 | |
| 36 | 2:04.950 | 37.627 | 99 | 30.758 | 279 | 56.565 | | 121 | 2:03.070 | 37.125 | 97 | 30.520 | 278 | 55.425 | |
| 37 | 2:04.514 | 37.671 | 95 | 31.041 | 279 | 55.802 | | 122 | 2:04.194 | 37.283 | 96 | 30.725 | 279 | 56.186 | |
| 38 | 2:05.618 | 37.433 | 92 | 31.368 | 278 | 56.817 | | 123 | 2:04.650 | 37.443 | 98 | 30.919 | 278 | 56.288 | |
| 39 | 2:08.932 | 37.767 | 97 | 33.978 | 276 | 57.187 | | 124 | 2:04.352 | 38.018 | 97 | 31.051 | 278 | 55.283 | |
| 40 | 2:19.439 | 38.710 | 84 | 39.831 | 173 | 1:00.898 | | 125 | 2:02.886 | 36.881 | 98 | 30.790 | 278 | 55.215 | |
| 41 | 2:13.382 | 43.029 | 89 | 33.382 | 276 | 56.971 | | 126 | 2:03.541 | 37.188 | 99 | 30.944 | 278 | 55.409 | |
| 42 | 2:11.323 | 38.254 | 95 | 32.265 | 280 | 1:00.804 | | 127 | 2:03.680 | 37.073 | 98 | 30.837 | ***281*** | 55.770 | |
| 43 | 2:57.932 | 1:01.642 | 89 | 58.627 | 265 | 57.663 | | 128 | 2:03.836 | 37.194 | 95 | 31.072 | 278 | 55.570 | |
| 44 | 2:45.837 | 49.790 | 97 | 58.194 | 254 | 57.853 | | 129 | 2:03.744 | 37.374 | 95 | 31.122 | 279 | 55.248 | |
| 45 | 2:17.770 | 38.848 | 94 | 38.032 | 231 | 1:00.890 | | 130 | 2:05.341 | 37.891 | 81 | 31.820 | 278 | 55.630 | |
| 46 | 2:17.777 | 40.473 | 90 | 33.660 | 180 | 1:03.644 | | 131 | 2:04.044 | 37.230 | 96 | 30.827 | 266 | 55.987 | |
| 47 | 2:19.704 | 38.951 | 97 | 31.720 | 279 | 1:09.033 | | 132 | 2:04.020 | 37.107 | 98 | 30.780 | 280 | 56.133 | |
| 48 | 2:05.246 | 37.617 | 99 | 30.764 | 278 | 56.865 | | 133 | 2:04.187 | 37.152 | 96 | 30.765 | 277 | 56.270 | |
| 49 | 2:05.583 | 37.828 | 85 | 30.853 | 279 | 56.902 | | 134 | 2:03.146 | 36.901 | 95 | 30.809 | 278 | 55.436 | |
| 50 | 2:04.860 | 37.948 | 96 | 30.861 | 277 | 56.051 | | 135 | 2:03.759 | 37.194 | 93 | 30.808 | 278 | 55.757 | |
| 51 | 2:05.095 | 37.597 | 96 | 31.332 | 278 | 56.166 | | 136 | 2:03.623 | 37.220 | 97 | 30.871 | 278 | 55.532 | |
| 52 | 2:15.607 | 38.195 | 93 | 30.949 | 279 | 1:06.463 | | 137 | 2:14.979 | 37.957 | 89 | 31.073 | 278 | 1:05.949 | |
| 53 | 3:40.039 | 2:15.817 | 96 | 30.246 | 279 | 53.976 | | 138 | 3:22.879 | 1:58.827 | 98 | 30.477 | 278 | 53.575 | |
| 54 | 2:00.043 | 36.107 | 98 | 30.164 | 278 | 53.772 | | 139 | 2:01.758 | 36.171 | 101 | 30.173 | 278 | 55.414 | |
| 55 | 2:00.209 | 36.232 | 99 | 30.069 | 278 | 53.908 | | 140 | 2:00.228 | 36.412 | 101 | 30.231 | 278 | 53.585 | |
| 56 | 1:59.890 | 36.208 | 97 | 29.997 | 278 | 53.685 | | 141 | 1:59.963 | 35.849 | 96 | 30.405 | 278 | 53.709 | |
| 57 | 1:59.727 | 36.020 | 96 | 30.119 | 278 | 53.588 | | 142 | ***1:59.203*** | ***35.658*** | 100 | 30.028 | 279 | 53.517 | |
| 58 | 1:59.880 | 36.253 | 92 | 30.001 | 278 | 53.626 | | 143 | 1:59.236 | 35.832 | 97 | 30.037 | 279 | ***53.367*** | |
| 59 | 2:00.815 | 36.267 | 99 | 30.222 | 279 | 54.326 | | 144 | 2:00.625 | 36.163 | 100 | 30.719 | 277 | 53.743 | |
| 60 | 2:00.475 | 36.845 | 101 | 29.959 | 278 | 53.671 | | 145 | 2:00.436 | 36.234 | 99 | 30.259 | 278 | 53.943 | |
| 61 | 2:00.369 | 36.207 | 94 | 30.215 | 278 | 53.947 | | 146 | 1:59.944 | 36.081 | 97 | 30.137 | 278 | 53.726 | |
| 62 | 2:00.808 | 36.319 | 98 | 30.050 | 278 | 54.439 | | 147 | 2:00.261 | 36.009 | 100 | 30.133 | 279 | 54.119 | |
| 63 | 2:00.294 | 36.268 | 98 | 30.093 | 278 | 53.933 | | 148 | 2:00.914 | 36.046 | 94 | 30.263 | 278 | 54.605 | |
| 64 | 2:00.499 | 36.445 | 97 | 30.065 | 278 | 53.989 | | 149 | 2:00.353 | 36.108 | 97 | 30.210 | 278 | 54.035 | |
| 65 | 2:00.020 | 36.168 | 94 | 30.245 | 278 | 53.607 | | 150 | 2:01.215 | 37.172 | 98 | 30.214 | 280 | 53.829 | |
| 66 | 2:00.609 | 36.360 | 97 | 30.109 | 278 | 54.140 | | 151 | 2:01.407 | 36.504 | 101 | 29.973 | 278 | 54.930 | |
| 67 | 2:00.349 | 36.185 | 91 | 30.236 | 278 | 53.928 | | 152 | 2:00.104 | 36.408 | 98 | 30.074 | 278 | 53.622 | |
| 68 | 2:00.201 | 36.083 | 96 | 30.254 | 278 | 53.864 | | 153 | 2:00.648 | 36.290 | 99 | 30.098 | 278 | 54.260 | |
| 69 | 2:00.508 | 36.231 | 91 | 30.202 | 278 | 54.075 | | 154 | 1:59.907 | 36.180 | 97 | 30.165 | 278 | 53.562 | |
| 70 | 2:01.017 | 36.172 | 97 | 30.081 | 277 | 54.764 | | 155 | 1:59.957 | 36.141 | 94 | 30.039 | 278 | 53.777 | |
| 71 | 2:00.865 | 36.584 | 98 | 30.235 | 279 | 54.046 | | 156 | 1:59.932 | 35.841 | 98 | 29.970 | 278 | 54.121 | |
| 72 | 2:01.776 | 36.452 | 100 | 30.058 | 278 | 55.266 | | 157 | 2:01.060 | 36.855 | 102 | 29.981 | 279 | 54.224 | |
| 73 | 2:01.769 | 36.771 | ***102*** | 30.239 | 279 | 54.759 | | 158 | 2:00.220 | 36.225 | 98 | 30.145 | 278 | 53.850 | |
| 74 | 2:00.441 | 36.119 | 93 | 30.305 | 278 | 54.017 | | 159 | 2:00.629 | 36.810 | 97 | 30.127 | 278 | 53.692 | |
| 75 | 2:01.136 | 36.130 | 98 | 30.114 | 278 | 54.892 | | 160 | 1:59.809 | 35.933 | 96 | 30.074 | 278 | 53.802 | |
| 76 | 2:01.168 | 36.115 | 97 | 30.369 | 278 | 54.684 | | 161 | 2:00.398 | 36.310 | 97 | 30.129 | 278 | 53.959 | |
| 77 | 2:00.348 | 36.350 | 93 | 30.170 | 278 | 53.828 | | 162 | 2:01.014 | 36.735 | 101 | 30.173 | 278 | 54.106 | |
| 78 | 2:00.147 | 36.138 | 95 | 30.139 | 278 | 53.870 | | 163 | 2:00.229 | 36.828 | 98 | 29.988 | 278 | 53.413 | |
| 79 | 2:00.496 | 36.251 | 95 | 30.188 | 278 | 54.057 | | 164 | 1:59.907 | 36.008 | 98 | ***29.886*** | 278 | 54.013 | |
| 80 | 2:00.703 | 36.450 | 96 | 30.262 | 278 | 53.991 | | 165 | 2:00.841 | 36.827 | 100 | 29.919 | 278 | 54.095 | |
| 81 | 2:01.109 | 36.634 | 101 | 30.552 | 278 | 53.923 | | 166 | 2:00.878 | 36.448 | 100 | 29.907 | 278 | 54.523 | |
| 82 | 2:00.447 | 36.109 | 95 | 30.033 | 278 | 54.305 | | 167 | 2:01.300 | 36.415 | 100 | 30.771 | 278 | 54.114 | |
| 83 | 2:10.878 | 36.443 | 100 | 30.031 | 278 | 1:04.404 | | 168 | 2:01.195 | 36.789 | 102 | 30.465 | 278 | 53.941 | |
| 84 | 3:28.870 | 2:03.899 | 101 | 30.397 | 280 | 54.574 | | 169 | 2:02.065 | 37.435 | 90 | 30.396 | 278 | 54.234 | |
| 85 | 2:03.654 | 37.655 | 97 | 30.878 | 278 | 55.121 | | | | | | | | | |

**18** Morley, GBR/ Johnston, USA/ Engel, DEU ,

**theoretical besttime: 1:57.965**

| | | | | | | | | | | | | | | | |
|---|---|---|---|---|---|---|---|---|---|---|---|---|---|---|---|
| 1 | 3:44.036 | 41.940 | 101 | 58.454 | 102 | 2:03.642 | | 87 | 1:59.364 | 36.013 | 98 | 29.950 | 283 | 53.401 | |
| 2 | 2:18.561 | | | | ***293*** | 1:07.246 | | 88 | 1:59.437 | 36.135 | 98 | 30.003 | 284 | 53.299 | |
| 3 | 3:18.733 | 49.261 | 87 | 52.454 | 153 | 1:37.018 | | 89 | 2:00.570 | 36.978 | 97 | 29.865 | 282 | 53.727 | |
| 4 | 1:59.705 | 36.319 | 99 | 29.834 | 286 | 53.552 | | 90 | 2:00.050 | 36.413 | 97 | 30.069 | 282 | 53.568 | |
| 5 | 1:58.880 | 36.380 | 98 | 29.693 | 286 | ***52.807*** | | 91 | 1:59.735 | 35.996 | 99 | 30.027 | 283 | 53.712 | |
| 6 | ***1:58.570*** | ***35.603*** | 101 | 29.607 | 290 | 53.360 | | 92 | 2:02.344 | 37.039 | 97 | 29.890 | 286 | 55.415 | |

# Blancpain Endurance Series

## Lap analysis Race

Provisional

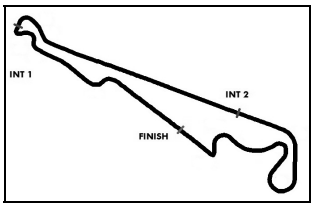


Circuit Paul Ricard Short, Length: 5791 m
Air temperature: 19.6°C
Track temperature: 20.3°C
Weather condition: Dry

Saturday 20.6.2015 17:00

## Lap analysis: Race

| Lap | Time | SE1 | SP1 | SE2 | SP2 | SE3 | SP3 | Lap | Time | SE1 | SP1 | SE2 | SP2 | SE3 | SP3 |
|---|---|---|---|---|---|---|---|---|---|---|---|---|---|---|---|
| 7 | 1:58.652 | 35.991 | 100 | ***29.555*** | 291 | 53.106 | | 93 | 2:04.740 | 37.830 | 95 | 30.481 | 278 | 56.429 | |
| 8 | 1:58.681 | 35.842 | 100 | 29.770 | 286 | 53.069 | | 94 | 2:05.805 | 39.111 | 95 | 30.615 | 281 | 56.079 | |
| 9 | 1:58.738 | 35.936 | 98 | 29.734 | 288 | 53.068 | | 95 | 2:39.938 | 39.531 | 97 | 30.518 | 276 | 1:29.889 | |
| 10 | 1:58.604 | 35.947 | 97 | 29.681 | 287 | 52.976 | | 96 | 3:20.082 | 57.278 | 95 | 1:02.847 | 115 | 1:19.957 | |
| 11 | 1:59.502 | 36.303 | 99 | 29.982 | 286 | 53.217 | | 97 | 2:02.292 | 37.289 | 96 | 30.685 | 290 | 54.318 | |
| 12 | 1:59.060 | 36.041 | 94 | 29.746 | 289 | 53.273 | | 98 | 2:01.772 | 36.753 | 97 | 30.079 | 288 | 54.940 | |
| 13 | 1:59.746 | 36.129 | 97 | 29.728 | 288 | 53.889 | | 99 | 2:01.880 | 37.572 | 94 | 29.979 | 287 | 54.329 | |
| 14 | 1:58.978 | 35.963 | 97 | 29.781 | 289 | 53.234 | | 100 | 2:01.818 | 38.171 | 95 | 30.285 | 283 | 53.362 | |
| 15 | 1:59.453 | 36.050 | 95 | 29.827 | 286 | 53.576 | | 101 | 2:00.443 | 36.114 | 94 | 29.989 | 283 | 54.340 | |
| 16 | 2:00.066 | 35.703 | 95 | 29.781 | 286 | 54.582 | | 102 | 2:00.381 | 36.201 | 97 | 29.991 | 285 | 54.189 | |
| 17 | 1:59.276 | 36.159 | 97 | 29.916 | 287 | 53.201 | | 103 | 2:00.080 | 36.187 | 96 | 29.971 | 285 | 53.922 | |
| 18 | 1:59.171 | 35.958 | 97 | 29.882 | 289 | 53.331 | | 104 | 2:04.040 | 38.095 | 97 | 30.317 | 284 | 55.628 | |
| 19 | 2:00.355 | 36.104 | 96 | 29.819 | 287 | 54.432 | | 105 | 2:04.696 | 38.889 | 97 | 31.445 | 281 | 54.362 | |
| 20 | 2:00.360 | 36.534 | 92 | 30.341 | 284 | 53.485 | | 106 | 1:59.937 | 36.418 | 97 | 30.031 | 283 | 53.488 | |
| 21 | 1:59.805 | 36.120 | 98 | 29.946 | 286 | 53.739 | | 107 | 2:03.578 | 39.619 | 97 | 30.241 | 282 | 53.718 | |
| 22 | 1:59.774 | 36.119 | 94 | 29.947 | 286 | 53.708 | | 108 | 2:01.606 | 36.539 | 96 | 29.919 | 286 | 55.148 | |
| 23 | 2:00.443 | 36.622 | 94 | 30.050 | 286 | 53.771 | | 109 | 2:11.428 | 37.786 | 98 | 30.146 | 283 | 1:03.496 | |
| 24 | 1:59.885 | 36.098 | 97 | 29.971 | 286 | 53.816 | | 110 | 3:23.661 | 1:58.980 | 97 | 30.426 | 280 | 54.255 | |
| 25 | 2:00.399 | 36.477 | 93 | 30.054 | 285 | 53.868 | | 111 | 2:00.190 | 36.256 | 99 | 30.138 | 278 | 53.796 | |
| 26 | 2:00.025 | 36.293 | 96 | 29.956 | 286 | 53.776 | | 112 | 2:00.869 | 36.690 | 98 | 30.296 | 281 | 53.883 | |
| 27 | 1:59.914 | 36.230 | 92 | 29.873 | 286 | 53.811 | | 113 | 2:00.523 | 36.210 | 96 | 30.166 | 278 | 54.147 | |
| 28 | 2:00.155 | 36.213 | 95 | 29.968 | 286 | 53.974 | | 114 | 2:01.892 | 36.861 | 95 | 31.096 | 276 | 53.935 | |
| 29 | 2:01.249 | 36.412 | 97 | 30.077 | 286 | 54.760 | | 115 | 2:00.404 | 36.138 | ***101*** | 29.977 | 280 | 54.289 | |
| 30 | 2:11.256 | 36.428 | 96 | 29.924 | 288 | 1:04.904 | | 116 | 2:03.574 | 38.075 | 97 | 30.072 | 283 | 55.427 | |
| 31 | 3:29.283 | 2:02.430 | 94 | 30.915 | 278 | 55.938 | | 117 | 2:01.614 | 37.074 | 93 | 30.488 | 279 | 54.052 | |
| 32 | 2:02.215 | 36.833 | 98 | 30.533 | 283 | 54.849 | | 118 | 2:00.396 | 35.973 | 97 | 30.123 | 281 | 54.300 | |
| 33 | 2:03.174 | 36.974 | 94 | 30.270 | 286 | 55.930 | | 119 | 2:00.400 | 36.215 | 98 | 30.123 | 278 | 54.062 | |
| 34 | 2:02.714 | 36.884 | 98 | 30.672 | 273 | 55.158 | | 120 | 2:00.472 | 36.512 | 99 | 30.200 | 280 | 53.760 | |
| 35 | 2:02.404 | 37.186 | 96 | 30.155 | 286 | 55.063 | | 121 | 2:00.536 | 36.739 | 95 | 30.236 | 281 | 53.561 | |
| 36 | 2:02.287 | 37.180 | 99 | 30.452 | 285 | 54.655 | | 122 | 2:00.560 | 36.297 | 98 | 30.044 | 283 | 54.219 | |
| 37 | 2:00.919 | 36.584 | 98 | 30.206 | 284 | 54.129 | | 123 | 2:00.546 | 36.289 | 99 | 30.218 | 278 | 54.039 | |
| 38 | 2:01.320 | 36.498 | 100 | 30.387 | 283 | 54.435 | | 124 | 2:01.075 | 36.744 | 96 | 30.192 | 277 | 54.139 | |
| 39 | 2:09.248 | 36.602 | 101 | 32.609 | 245 | 1:00.037 | | 125 | 2:01.427 | 36.941 | 94 | 30.368 | 278 | 54.118 | |
| 40 | 2:50.662 | 54.769 | 51 | 58.846 | 262 | 57.047 | | 126 | 2:00.216 | 36.132 | 97 | 30.105 | 278 | 53.979 | |
| 41 | 2:12.874 | 39.547 | 98 | 35.767 | 270 | 57.560 | | 127 | 2:00.387 | 36.244 | 100 | 30.186 | 278 | 53.957 | |
| 42 | 2:38.348 | 39.039 | 94 | 35.618 | 216 | 1:23.691 | | 128 | 2:01.090 | 36.275 | 100 | 30.443 | 278 | 54.372 | |
| 43 | 2:59.911 | 59.460 | 89 | 55.972 | 196 | 1:04.479 | | 129 | 2:00.659 | 36.248 | 97 | 30.379 | 278 | 54.032 | |
| 44 | 2:40.509 | 45.876 | 100 | 56.266 | 185 | 58.367 | | 130 | 2:00.934 | 36.445 | 96 | 30.125 | 280 | 54.364 | |
| 45 | 2:20.466 | 43.991 | 99 | 38.671 | 220 | 57.804 | | 131 | 2:12.857 | 37.197 | 93 | 30.366 | 281 | 1:05.294 | |
| 46 | 2:21.256 | 46.027 | 98 | 38.348 | 239 | 56.881 | | 132 | 2:21.066 | 55.801 | 96 | 30.323 | 280 | 54.942 | |
| 47 | 2:42.315 | 42.686 | 95 | 35.897 | 221 | 1:23.732 | | 133 | 2:01.109 | 36.394 | 95 | 30.513 | 279 | 54.202 | |
| 48 | 2:43.684 | 1:18.456 | 99 | 30.700 | 278 | 54.528 | | 134 | 2:01.983 | 36.881 | 94 | 30.791 | 279 | 54.311 | |
| 49 | 2:02.009 | 36.920 | 100 | 30.457 | 280 | 54.632 | | 135 | 2:01.350 | 36.285 | 95 | 30.445 | 280 | 54.620 | |
| 50 | 2:02.863 | 36.648 | 96 | 30.644 | 278 | 55.571 | | 136 | 2:00.915 | 36.477 | 91 | 30.235 | 281 | 54.203 | |
| 51 | 2:02.626 | 36.910 | 98 | 30.707 | 281 | 55.009 | | 137 | 2:01.212 | 36.586 | 95 | 30.276 | 281 | 54.350 | |
| 52 | 2:02.465 | 36.833 | 98 | 30.640 | 280 | 54.992 | | 138 | 2:01.182 | 36.324 | 94 | 30.219 | 283 | 54.639 | |
| 53 | 2:03.802 | 36.857 | 99 | 30.669 | 281 | 56.276 | | 139 | 2:11.167 | 36.756 | 97 | 30.343 | 285 | 1:04.068 | |
| 54 | 2:02.696 | 37.071 | 99 | 30.650 | 284 | 54.975 | | 140 | 3:21.758 | 1:58.121 | 97 | 30.319 | 279 | 53.318 | |
| 55 | 2:04.224 | 37.186 | 97 | 31.839 | 279 | 55.199 | | 141 | 1:59.262 | 35.998 | 98 | 30.069 | 281 | 53.195 | |
| 56 | 2:05.204 | 37.754 | 97 | 31.080 | 283 | 56.370 | | 142 | 2:00.907 | 36.714 | 97 | 30.117 | 284 | 54.076 | |
| 57 | 2:03.436 | 37.376 | 98 | 30.946 | 280 | 55.114 | | 143 | 2:01.659 | 37.244 | 98 | 29.928 | 286 | 54.487 | |
| 58 | 2:02.629 | 37.081 | 99 | 30.694 | 283 | 54.854 | | 144 | 2:01.174 | 37.351 | 99 | 30.054 | 283 | 53.769 | |
| 59 | 2:05.585 | 36.863 | 97 | 30.558 | 279 | 58.164 | | 145 | 1:59.852 | 36.030 | 99 | 30.161 | 283 | 53.661 | |
| 60 | 2:04.085 | 37.430 | 97 | 30.871 | 283 | 55.784 | | 146 | 1:59.880 | 36.076 | 97 | 30.085 | 283 | 53.719 | |
| 61 | 2:06.272 | 38.833 | 92 | 30.805 | 284 | 56.634 | | 147 | 2:00.867 | 36.460 | 95 | 30.515 | 283 | 53.892 | |
| 62 | 2:03.880 | 37.206 | 97 | 30.886 | 280 | 55.788 | | 148 | 1:59.878 | 36.370 | 95 | 30.142 | 281 | 53.366 | |
| 63 | 2:06.004 | 38.386 | 93 | 30.731 | 285 | 56.887 | | 149 | 2:00.259 | 36.267 | 95 | 30.076 | 281 | 53.916 | |
| 64 | 2:05.205 | 37.743 | 89 | 31.327 | 281 | 56.135 | | 150 | 2:01.639 | 36.716 | 98 | 30.016 | 282 | 54.907 | |
| 65 | 2:04.554 | 37.229 | 94 | 30.633 | 282 | 56.692 | | 151 | 2:01.103 | 36.726 | 95 | 30.233 | 281 | 54.144 | |
| 66 | 2:04.945 | 37.598 | 94 | 30.811 | 281 | 56.536 | | 152 | 2:02.042 | 37.457 | 97 | 30.010 | 283 | 54.575 | |

# Blancpain Endurance Series

## Lap analysis Race

Provisional

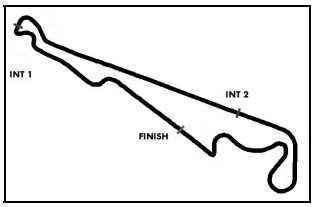


Circuit Paul Ricard Short, Length: 5791 m
Air temperature: 19.6°C
Track temperature: 20.3°C
Weather condition: Dry

Saturday 20.6.2015 17:00

# Lap analysis: Race

| Lap | Time | SE1 | SP1 | SE2 | SP2 | SE3 | SP3 | Lap | Time | SE1 | SP1 | SE2 | SP2 | SE3 | SP3 |
|---|---|---|---|---|---|---|---|---|---|---|---|---|---|---|---|
| 67 | 2:03.710 | 37.241 | 94 | 30.621 | 285 | 55.848 | | 153 | 2:01.482 | 37.510 | 93 | 30.009 | 284 | 53.963 | |
| 68 | 2:05.752 | 37.609 | 93 | 31.253 | 284 | 56.890 | | 154 | 2:00.338 | 36.430 | 96 | 30.151 | 283 | 53.757 | |
| 69 | 2:05.849 | 37.896 | 97 | 31.241 | 284 | 56.712 | | 155 | 2:02.043 | 36.397 | 92 | 30.072 | 283 | 55.574 | |
| 70 | 2:04.132 | 37.461 | 94 | 30.926 | 283 | 55.745 | | 156 | 2:00.860 | 36.747 | 95 | 30.141 | 281 | 53.972 | |
| 71 | 2:03.364 | 37.412 | 96 | 30.662 | 282 | 55.290 | | 157 | 2:00.134 | 36.369 | 95 | 29.930 | 286 | 53.835 | |
| 72 | 2:03.532 | 37.326 | 94 | 30.631 | 282 | 55.575 | | 158 | 2:01.532 | 36.951 | 96 | 29.867 | 282 | 54.714 | |
| 73 | 2:04.400 | 36.919 | 96 | 30.650 | 281 | 56.831 | | 159 | 2:01.663 | 37.055 | 94 | 30.213 | 281 | 54.395 | |
| 74 | 2:05.077 | 37.883 | 95 | 30.837 | 281 | 56.357 | | 160 | 2:01.635 | 36.899 | 97 | 30.180 | 281 | 54.556 | |
| 75 | 2:04.315 | 37.303 | 95 | 30.639 | 282 | 56.373 | | 161 | 2:01.963 | 36.920 | 95 | 30.314 | 281 | 54.729 | |
| 76 | 2:05.073 | 37.547 | 97 | 31.103 | 282 | 56.423 | | 162 | 2:03.107 | 36.924 | 92 | 30.292 | 283 | 55.891 | |
| 77 | 2:14.757 | 37.533 | 94 | 30.919 | 279 | 1:06.305 | | 163 | 2:01.642 | 37.080 | 94 | 30.095 | 282 | 54.467 | |
| 78 | 3:26.041 | 2:02.215 | 98 | 30.220 | 281 | 53.606 | | 164 | 2:02.196 | 37.208 | 97 | 30.292 | 282 | 54.696 | |
| 79 | 2:00.269 | 36.259 | 98 | 30.267 | 281 | 53.743 | | 165 | 2:04.114 | 37.800 | 96 | 30.886 | 284 | 55.428 | |
| 80 | 2:00.123 | 36.591 | 97 | 30.213 | 281 | 53.319 | | 166 | 2:02.370 | 37.242 | 96 | 30.306 | 281 | 54.822 | |
| 81 | 1:59.262 | 36.089 | 98 | 30.077 | 282 | 53.096 | | 167 | 2:02.516 | 37.164 | 97 | 30.222 | 281 | 55.130 | |
| 82 | 1:58.954 | 35.859 | 98 | 29.998 | 283 | 53.097 | | 168 | 2:03.642 | 37.371 | 97 | 30.204 | 283 | 56.067 | |
| 83 | 1:59.719 | 36.081 | 96 | 29.974 | 283 | 53.664 | | 169 | 2:02.155 | 37.009 | 94 | 30.314 | 281 | 54.832 | |
| 84 | 1:59.278 | 35.854 | 101 | 30.096 | 282 | 53.328 | | 170 | 2:03.070 | 36.957 | 94 | 30.378 | 281 | 55.735 | |
| 85 | 1:59.715 | 36.207 | 100 | 29.943 | 283 | 53.565 | | | | | | | | | |
| 86 | 2:00.201 | 36.515 | 98 | 30.045 | 282 | 53.641 | | | | | | | | | |

**19** Palmer, USA/ Babini, ITA/ Mul, NLD , **theoretical besttime: 1:58.498**

| | | | | | | | | | | | | | |
|---|---|---|---|---|---|---|---|---|---|---|---|---|---|
| 1 | 3:44.457 | 43.740 | 95 | 59.746 | 95 | 2:00.971 | 46 | 2:20.604 | 45.280 | 88 | 38.524 | 236 | 56.800 |
| 2 | 2:35.829 | 42.647 | | 33.672 | 287 | 1:19.510 | 47 | 2:30.553 | 42.012 | 98 | 35.939 | 261 | 1:12.602 |
| 3 | 3:14.468 | 52.655 | 98 | 51.787 | 198 | 1:30.026 | 48 | 2:01.642 | 36.639 | 100 | 31.276 | 282 | 53.727 |
| 4 | 2:01.174 | 36.985 | 102 | 29.951 | 286 | 54.238 | 49 | 2:02.392 | 37.566 | 98 | 31.293 | 283 | 53.533 |
| 5 | 2:00.455 | 36.887 | ***105*** | ***29.777*** | 286 | 53.791 | 50 | 2:01.904 | 36.460 | 99 | 31.374 | 281 | 54.070 |
| 6 | 2:00.163 | 36.175 | 103 | 29.817 | 287 | 54.171 | 51 | 1:59.877 | 36.201 | 99 | 29.931 | 286 | 53.745 |
| 7 | 2:01.334 | 36.761 | 100 | 29.850 | 287 | 54.723 | 52 | 2:00.173 | 36.414 | 97 | 30.097 | 285 | 53.662 |
| 8 | 2:01.102 | 36.841 | 98 | 29.950 | 288 | 54.311 | 53 | 2:00.363 | 36.543 | 95 | 29.942 | 288 | 53.878 |
| 9 | 2:00.739 | 37.241 | 96 | 30.085 | 286 | 53.413 | 54 | 1:59.075 | 35.811 | 100 | 30.058 | 285 | 53.206 |
| 10 | 1:58.806 | ***35.748*** | 101 | 29.853 | 288 | 53.205 | 55 | 1:59.721 | 36.107 | 100 | 30.023 | 286 | 53.591 |
| 11 | 1:58.958 | 35.830 | 101 | 29.907 | ***289*** | 53.221 | 56 | 2:00.587 | 36.115 | 98 | 30.833 | 283 | 53.639 |
| 12 | 2:00.354 | 36.401 | 101 | 29.925 | 286 | 54.028 | 57 | 2:00.967 | 36.152 | 100 | 31.161 | 283 | 53.654 |
| 13 | 2:00.344 | 36.439 | 97 | 29.938 | 286 | 53.967 | 58 | 2:10.074 | 36.479 | 98 | 30.101 | 286 | 1:03.494 |
| 14 | 2:00.660 | 36.561 | 95 | 30.110 | 287 | 53.989 | 59 | 3:21.924 | 1:57.351 | 102 | 30.438 | 282 | 54.135 |
| 15 | 2:00.401 | 36.529 | 98 | 30.029 | 286 | 53.843 | 60 | 2:00.550 | 36.565 | 100 | 30.160 | 286 | 53.825 |
| 16 | 1:59.356 | 35.953 | 99 | 29.995 | 286 | 53.408 | 61 | 2:01.557 | 36.877 | 100 | 30.125 | 287 | 54.555 |
| 17 | 1:59.664 | 35.952 | 100 | 30.033 | 288 | 53.679 | 62 | 2:01.892 | 36.912 | 97 | 30.303 | 286 | 54.677 |
| 18 | 2:00.513 | 36.246 | 99 | 30.114 | 287 | 54.153 | 63 | 2:01.293 | 36.433 | 99 | 30.393 | 283 | 54.467 |
| 19 | 2:00.631 | 36.409 | 101 | 29.946 | 286 | 54.276 | 64 | 2:00.153 | 36.331 | 100 | 30.258 | 283 | 53.564 |
| 20 | 2:01.056 | 36.435 | 102 | 29.962 | 288 | 54.659 | 65 | 2:00.197 | 36.303 | 98 | 30.531 | 283 | 53.363 |
| 21 | 2:00.324 | 36.299 | 99 | 30.084 | 288 | 53.941 | 66 | 2:00.985 | 36.245 | 99 | 30.711 | 284 | 54.029 |
| 22 | 2:02.450 | 37.802 | 95 | 30.019 | 287 | 54.629 | 67 | 2:00.396 | 36.394 | 98 | 30.388 | 284 | 53.614 |
| 23 | 1:59.643 | 36.095 | 101 | 29.897 | 288 | 53.651 | 68 | 2:00.943 | 35.966 | 97 | 30.836 | 285 | 54.141 |
| 24 | 2:00.762 | 36.093 | 100 | 30.060 | 287 | 54.609 | 69 | 2:01.726 | 36.352 | 98 | 30.962 | 281 | 54.412 |
| 25 | 2:01.507 | 36.462 | 96 | 30.838 | 282 | 54.207 | 70 | 2:00.851 | 36.986 | 94 | 30.348 | 286 | 53.517 |
| 26 | 1:59.652 | 35.994 | 98 | 29.916 | ***289*** | 53.742 | 71 | 2:00.970 | 36.354 | 99 | 30.347 | 284 | 54.269 |
| 27 | 1:59.891 | 36.012 | 99 | 30.015 | ***289*** | 53.864 | 72 | 2:00.768 | 36.406 | 100 | 29.932 | 287 | 54.430 |
| 28 | 2:01.626 | 36.266 | 98 | 31.068 | 283 | 54.292 | 73 | 2:01.985 | 37.119 | 100 | 30.215 | 286 | 54.651 |
| 29 | 2:12.859 | 36.825 | 98 | 30.390 | 286 | 1:05.644 | 74 | 2:00.830 | 36.216 | 99 | 30.879 | 282 | 53.735 |
| 30 | 3:19.448 | 1:55.927 | 101 | 30.063 | 284 | 53.458 | 75 | 2:00.315 | 36.339 | 98 | 30.356 | 285 | 53.620 |
| 31 | ***1:58.801*** | 35.856 | 102 | 29.972 | 286 | ***52.973*** | 76 | 2:00.675 | 36.314 | 100 | 30.349 | 283 | 54.012 |
| 32 | 2:00.927 | 37.075 | 99 | 30.057 | 287 | 53.795 | 77 | 2:00.760 | 36.203 | 100 | 30.173 | 286 | 54.384 |
| 33 | 1:59.491 | 35.936 | 101 | 29.882 | 286 | 53.673 | 78 | 2:02.464 | 36.171 | 99 | 31.054 | 284 | 55.239 |
| 34 | 1:59.516 | 35.983 | 102 | 30.003 | 288 | 53.530 | 79 | 2:01.189 | 36.771 | 98 | 30.288 | 285 | 54.130 |
| 35 | 1:59.383 | 35.893 | 100 | 30.058 | 286 | 53.432 | 80 | 2:00.002 | 36.290 | 99 | 30.059 | 286 | 53.653 |
| 36 | 2:00.476 | 35.977 | 99 | 30.130 | 286 | 54.369 | 81 | 2:00.416 | 36.396 | 99 | 30.157 | 287 | 53.863 |
| 37 | 1:59.482 | 36.156 | 99 | 30.092 | 285 | 53.234 | 82 | 2:00.313 | 36.380 | 100 | 30.186 | 286 | 53.747 |
| 38 | 2:00.003 | 35.986 | 99 | 30.125 | 286 | 53.892 | 83 | 2:18.430 | 36.450 | 98 | 30.150 | 286 | 1:11.830 |

# Blancpain Endurance Series

## Lap analysis Race

Provisional

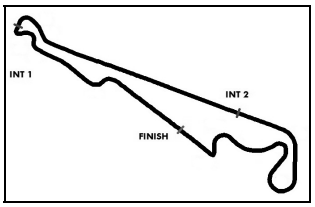


Circuit Paul Ricard Short, Length: 5791 m
Air temperature: 19.6°C
Track temperature: 20.3°C
Weather condition: Dry

Saturday 20.6.2015 17:00

## Lap analysis: Race

| Lap | Time | SE1 | SP1 | SE2 | SP2 | SE3 | SP3 | Lap | Time | SE1 | SP1 | SE2 | SP2 | SE3 | SP3 |
|---|---|---|---|---|---|---|---|---|---|---|---|---|---|---|---|
| 39 | 2:10.070 | 37.653 | 83 | 34.631 | 264 | 57.786 | | 84 | 3:22.937 | 1:58.619 | 100 | 30.453 | 281 | 53.865 | |
| 40 | 2:45.833 | 49.964 | 41 | 58.359 | 255 | 57.510 | | 85 | 1:59.706 | 36.323 | 102 | 30.186 | 283 | 53.197 | |
| 41 | 2:10.820 | 38.230 | 100 | 35.598 | 274 | 56.992 | | 86 | 1:59.362 | 36.058 | 102 | 30.087 | 287 | 53.217 | |
| 42 | 2:39.310 | 39.063 | 94 | 34.519 | 204 | 1:25.728 | | 87 | 1:59.283 | 36.080 | 101 | 30.187 | 283 | 53.016 | |
| 43 | 2:59.618 | 1:00.464 | 96 | 53.350 | 178 | 1:05.804 | | 88 | 2:12.508 | 35.909 | 101 | 30.155 | 284 | 1:06.444 | |
| 44 | 2:41.876 | 46.053 | 98 | 56.490 | 214 | 59.333 | | | | | | | | | |
| 45 | 2:18.957 | 43.891 | 93 | 38.465 | 246 | 56.601 | | | | | | | | | |

**20** Vautier, FRA/ Moullin Traffort, FRA/ Pier Guidi, ITA , **theoretical besttime: 1:58.365**

| | | | | | | | | | | | | | | |
|---|---|---|---|---|---|---|---|---|---|---|---|---|---|---|
| 1 | 3:44.426 | 44.004 | 99 | 1:00.176 | 100 | 2:00.246 | 87 | 2:00.526 | 36.435 | 99 | 29.979 | 278 | 54.112 |
| 2 | 2:19.199 | 41.139 | 80 | 30.697 | ***280*** | 1:07.363 | 88 | 2:00.925 | 36.939 | 95 | 29.970 | 278 | 54.016 |
| 3 | 3:18.663 | 49.947 | 86 | 52.419 | 156 | 1:36.297 | 89 | 2:00.368 | 36.402 | 98 | 30.015 | 278 | 53.951 |
| 4 | 2:00.197 | 37.060 | 101 | 29.997 | 279 | 53.140 | 90 | 2:01.842 | 37.489 | 97 | 30.316 | 278 | 54.037 |
| 5 | 2:00.675 | 36.673 | 101 | 29.829 | 278 | 54.173 | 91 | 1:59.909 | 36.263 | 96 | 30.012 | 278 | 53.634 |
| 6 | 2:00.261 | 36.362 | 100 | 29.831 | 278 | 54.068 | 92 | 2:02.062 | 37.051 | 100 | 30.158 | 279 | 54.853 |
| 7 | 1:59.216 | 36.091 | 104 | ***29.788*** | 279 | 53.337 | 93 | 2:30.468 | 47.287 | 86 | 47.054 | 262 | 56.127 |
| 8 | 2:00.089 | 36.372 | 103 | 29.861 | 278 | 53.856 | 94 | 2:04.066 | 37.611 | 96 | 30.824 | 278 | 55.631 |
| 9 | 2:00.491 | 36.854 | 102 | 29.904 | 278 | 53.733 | 95 | 3:12.337 | 37.413 | 91 | 57.266 | 120 | 1:37.658 |
| 10 | 2:00.464 | 36.597 | 104 | 29.901 | 278 | 53.966 | 96 | 3:32.946 | 59.198 | 100 | 1:03.763 | 97 | 1:29.985 |
| 11 | 2:14.074 | 37.211 | 99 | 30.606 | 260 | 1:06.257 | 97 | 2:02.340 | 37.244 | 93 | 30.465 | 278 | 54.631 |
| 12 | 3:02.540 | 1:38.524 | 103 | 30.039 | 278 | 53.977 | 98 | 2:03.590 | 37.497 | 97 | 30.076 | 278 | 56.017 |
| 13 | 2:00.625 | 36.725 | 102 | 29.816 | 277 | 54.084 | 99 | 2:01.938 | 37.216 | 99 | 30.050 | 278 | 54.672 |
| 14 | 2:00.392 | 36.392 | 103 | 30.024 | 278 | 53.976 | 100 | 2:01.876 | 37.097 | 95 | 30.371 | 278 | 54.408 |
| 15 | 2:00.047 | 36.457 | 103 | 29.914 | 278 | 53.676 | 101 | 2:12.105 | 37.159 | 97 | 30.123 | 278 | 1:04.823 |
| 16 | 2:00.502 | 36.293 | ***106*** | 29.951 | 278 | 54.258 | 102 | 3:15.336 | 1:51.987 | 97 | 30.206 | 279 | 53.143 |
| 17 | 1:59.973 | 36.114 | 101 | 29.971 | ***280*** | 53.888 | 103 | 1:59.808 | 36.138 | 98 | 30.086 | 278 | 53.584 |
| 18 | 1:59.517 | 36.059 | 100 | 29.999 | 279 | 53.459 | 104 | 2:03.533 | 39.576 | 92 | 30.282 | 278 | 53.675 |
| 19 | 2:00.348 | 36.463 | 99 | 29.959 | 279 | 53.926 | 105 | 1:59.714 | 36.375 | 99 | 29.934 | 278 | 53.405 |
| 20 | 1:59.932 | 36.017 | 101 | 29.992 | 279 | 53.923 | 106 | 2:00.018 | 36.482 | 97 | 29.949 | 278 | 53.587 |
| 21 | 2:00.486 | 36.006 | 102 | 30.486 | 278 | 53.994 | 107 | 1:59.921 | 36.356 | 98 | 29.909 | 278 | 53.656 |
| 22 | 2:00.322 | 36.055 | 99 | 29.965 | 278 | 54.302 | 108 | 2:00.204 | 36.123 | 102 | 29.802 | 277 | 54.279 |
| 23 | 2:00.289 | 36.152 | 101 | 30.102 | 278 | 54.035 | 109 | 1:59.381 | 35.964 | 98 | 29.890 | 278 | 53.527 |
| 24 | 2:01.347 | 36.794 | 100 | 30.288 | 278 | 54.265 | 110 | ***1:58.718*** | 35.861 | 94 | 29.905 | 278 | ***52.952*** |
| 25 | 2:00.320 | 36.302 | 100 | 29.967 | 279 | 54.051 | 111 | 2:00.050 | 35.917 | 97 | 30.041 | 278 | 54.092 |
| 26 | 2:00.983 | 36.962 | 100 | 29.984 | 279 | 54.037 | 112 | 2:01.160 | 36.603 | 97 | 29.826 | 278 | 54.731 |
| 27 | 2:01.607 | 36.266 | 98 | 30.238 | 279 | 55.103 | 113 | 1:59.357 | 35.897 | 96 | 30.028 | 278 | 53.432 |
| 28 | 2:01.101 | 36.245 | 102 | 30.120 | 278 | 54.736 | 114 | 1:59.650 | 35.973 | 96 | 30.361 | 278 | 53.316 |
| 29 | 2:00.726 | 36.282 | 100 | 29.973 | 278 | 54.471 | 115 | 1:58.941 | 35.855 | 98 | 30.051 | 278 | 53.035 |
| 30 | 2:00.264 | 36.371 | 98 | 30.035 | 278 | 53.858 | 116 | 2:01.422 | 37.848 | 95 | 29.955 | 278 | 53.619 |
| 31 | 2:00.622 | 36.173 | 102 | 30.152 | 278 | 54.297 | 117 | 1:59.887 | 35.932 | 98 | 29.856 | 278 | 54.099 |
| 32 | 2:01.737 | 36.105 | 100 | 29.996 | ***280*** | 55.636 | 118 | 1:58.825 | ***35.625*** | 95 | 29.918 | 278 | 53.282 |
| 33 | 2:01.632 | 37.790 | 94 | 30.084 | 278 | 53.758 | 119 | 1:59.139 | 35.663 | 97 | 30.090 | 277 | 53.386 |
| 34 | 2:00.356 | 36.328 | 101 | 30.153 | 278 | 53.875 | 120 | 1:59.568 | 35.876 | 96 | 30.036 | 278 | 53.656 |
| 35 | 2:00.542 | 36.184 | 98 | 29.931 | 277 | 54.427 | 121 | 1:59.112 | 35.694 | 96 | 29.967 | 278 | 53.451 |
| 36 | 2:01.679 | 36.273 | 99 | 30.239 | 277 | 55.167 | 122 | 1:59.964 | 35.995 | 98 | 29.896 | 278 | 54.073 |
| 37 | 2:00.308 | 36.334 | 102 | 30.044 | 278 | 53.930 | 123 | 2:00.197 | 36.267 | 96 | 29.968 | 278 | 53.962 |
| 38 | 2:00.356 | 36.058 | 101 | 30.015 | 278 | 54.283 | 124 | 1:59.770 | 36.278 | 95 | 30.138 | 278 | 53.354 |
| 39 | 2:07.090 | 36.275 | 100 | 33.318 | 249 | 57.497 | 125 | 1:59.493 | 36.074 | 96 | 29.907 | 278 | 53.512 |
| 40 | 2:13.157 | 40.161 | 93 | 35.084 | 253 | 57.912 | 126 | 2:00.447 | 36.666 | 93 | 30.147 | 279 | 53.634 |
| 41 | 2:09.093 | 39.560 | 98 | 32.588 | 279 | 56.945 | 127 | 2:00.109 | 36.087 | 95 | 30.187 | 278 | 53.835 |
| 42 | 3:28.260 | 40.434 | 82 | 1:08.464 | 95 | 1:39.362 | 128 | 2:00.739 | 36.706 | 93 | 30.153 | 278 | 53.880 |
| 43 | 3:42.391 | 1:56.104 | 94 | 51.146 | 262 | 55.141 | 129 | 1:59.760 | 35.789 | 94 | 29.953 | 278 | 54.018 |
| 44 | 2:44.214 | 48.712 | 88 | 58.871 | 238 | 56.631 | 130 | 2:00.985 | 36.925 | 95 | 30.078 | 278 | 53.982 |
| 45 | 2:17.107 | 38.928 | 91 | 37.669 | 191 | 1:00.510 | 131 | 2:00.184 | 36.379 | 95 | 30.073 | 278 | 53.732 |
| 46 | 2:17.655 | 40.389 | 90 | 32.718 | 193 | 1:04.548 | 132 | 1:59.759 | 35.889 | 94 | 30.081 | 278 | 53.789 |
| 47 | 2:22.753 | 45.518 | 81 | 42.245 | 208 | 54.990 | 133 | 2:10.670 | 36.081 | 94 | 30.125 | 278 | 1:04.464 |
| 48 | 1:59.866 | 35.898 | 98 | 29.949 | 278 | 54.019 | 134 | 3:24.160 | 1:59.770 | 99 | 30.482 | 278 | 53.908 |
| 49 | 2:02.189 | 37.657 | 95 | 30.533 | 278 | 53.999 | 135 | 2:00.762 | 36.298 | 98 | 30.346 | 278 | 54.118 |
| 50 | 2:00.365 | 36.677 | 92 | 30.101 | 278 | 53.587 | 136 | 2:00.390 | 36.258 | 97 | 30.303 | 278 | 53.829 |
| 51 | 1:59.809 | 36.338 | 96 | 29.827 | 278 | 53.644 | 137 | 2:01.370 | 36.721 | 95 | 30.260 | 278 | 54.389 |

# Blancpain Endurance Series

## Lap analysis Race

Provisional

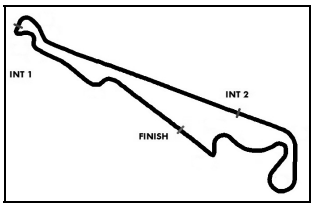


Circuit Paul Ricard Short, Length: 5791 m
Air temperature: 19.6°C
Track temperature: 20.3°C
Weather condition: Dry

Saturday 20.6.2015 17:00

## Lap analysis: Race

| Lap | Time | SE1 | SP1 | SE2 | SP2 | SE3 | SP3 | Lap | Time | SE1 | SP1 | SE2 | SP2 | SE3 | SP3 |
|---|---|---|---|---|---|---|---|---|---|---|---|---|---|---|---|
| 52 | 1:59.404 | 36.121 | 98 | 29.964 | 278 | 53.319 | | 138 | 2:01.244 | 36.451 | 95 | 30.289 | 278 | 54.504 | |
| 53 | 2:00.202 | 36.327 | 93 | 29.927 | 278 | 53.948 | | 139 | 2:00.318 | 36.306 | 97 | 30.264 | 278 | 53.748 | |
| 54 | 2:02.916 | 37.554 | 93 | 30.110 | 278 | 55.252 | | 140 | 2:00.935 | 37.081 | 99 | 30.136 | 278 | 53.718 | |
| 55 | 2:02.315 | 37.125 | 98 | 30.101 | 278 | 55.089 | | 141 | 1:59.884 | 36.062 | 98 | 30.282 | 278 | 53.540 | |
| 56 | 2:00.565 | 37.330 | 94 | 29.995 | 278 | 53.240 | | 142 | 2:00.782 | 36.835 | 100 | 30.400 | 278 | 53.547 | |
| 57 | 1:59.152 | 35.947 | 97 | 29.896 | 278 | 53.309 | | 143 | 1:59.624 | 35.790 | 97 | 30.150 | 278 | 53.684 | |
| 58 | 2:01.209 | 37.070 | 92 | 30.270 | 278 | 53.869 | | 144 | 1:59.969 | 35.868 | 97 | 30.244 | 278 | 53.857 | |
| 59 | 1:59.915 | 36.183 | 96 | 30.238 | 278 | 53.494 | | 145 | 2:00.589 | 36.649 | 96 | 30.166 | 278 | 53.774 | |
| 60 | 1:59.541 | 36.231 | 94 | 29.980 | 278 | 53.330 | | 146 | 1:59.897 | 36.078 | 97 | 30.112 | 279 | 53.707 | |
| 61 | 2:00.485 | 36.213 | 97 | 30.274 | 278 | 53.998 | | 147 | 1:59.849 | 36.005 | 97 | 30.122 | 278 | 53.722 | |
| 62 | 2:00.704 | 36.270 | 97 | 29.946 | 278 | 54.488 | | 148 | 2:00.307 | 36.291 | 97 | 30.124 | 278 | 53.892 | |
| 63 | 1:59.720 | 36.213 | 97 | 29.893 | 278 | 53.614 | | 149 | 2:01.226 | 36.306 | 96 | 30.105 | 278 | 54.815 | |
| 64 | 1:59.951 | 36.341 | 95 | 29.983 | 278 | 53.627 | | 150 | 2:01.603 | 36.881 | 96 | 30.056 | 278 | 54.666 | |
| 65 | 1:59.546 | 36.111 | 95 | 29.907 | 278 | 53.528 | | 151 | 2:02.045 | 37.752 | 90 | 30.194 | 278 | 54.099 | |
| 66 | 2:00.063 | 36.288 | 96 | 29.957 | 278 | 53.818 | | 152 | 2:00.670 | 36.182 | 95 | 30.058 | 278 | 54.430 | |
| 67 | 2:00.484 | 36.430 | 97 | 30.017 | 278 | 54.037 | | 153 | 2:00.781 | 36.298 | 96 | 30.135 | 278 | 54.348 | |
| 68 | 2:00.115 | 35.991 | 95 | 30.018 | 278 | 54.106 | | 154 | 2:01.741 | 36.588 | 98 | 30.101 | 278 | 55.052 | |
| 69 | 2:00.121 | 35.992 | 97 | 29.965 | 278 | 54.164 | | 155 | 2:02.741 | 37.626 | 97 | 30.246 | 278 | 54.869 | |
| 70 | 2:01.669 | 36.807 | 94 | 29.947 | 278 | 54.915 | | 156 | 2:02.448 | 37.034 | 98 | 30.203 | 278 | 55.211 | |
| 71 | 2:23.870 | 37.048 | 96 | 30.250 | 243 | 1:16.572 | | 157 | 2:01.601 | 37.178 | 94 | 30.200 | 278 | 54.223 | |
| 72 | 3:36.624 | 2:11.995 | 97 | 30.400 | 278 | 54.229 | | 158 | 2:01.381 | 36.624 | 93 | 30.162 | 278 | 54.595 | |
| 73 | 2:03.095 | 36.822 | 99 | 30.343 | 278 | 55.930 | | 159 | 2:02.689 | 36.828 | 97 | 30.178 | 278 | 55.683 | |
| 74 | 2:02.277 | 36.927 | 97 | 30.143 | 278 | 55.207 | | 160 | 2:01.228 | 36.491 | 95 | 30.205 | 277 | 54.532 | |
| 75 | 2:02.121 | 37.368 | 99 | 30.284 | 278 | 54.469 | | 161 | 2:01.699 | 36.992 | 95 | 30.315 | 278 | 54.392 | |
| 76 | 2:00.837 | 36.501 | 96 | 29.993 | 278 | 54.343 | | 162 | 2:04.447 | 36.472 | 95 | 30.236 | 278 | 57.739 | |
| 77 | 2:00.309 | 36.565 | 97 | 29.999 | 278 | 53.745 | | 163 | 2:02.015 | 36.880 | 96 | 30.299 | 278 | 54.836 | |
| 78 | 2:00.323 | 36.390 | 99 | 29.994 | 278 | 53.939 | | 164 | 2:01.965 | 36.633 | 95 | 30.285 | 278 | 55.047 | |
| 79 | 2:00.456 | 36.349 | 98 | 29.972 | 278 | 54.135 | | 165 | 2:13.333 | 37.086 | 92 | 30.372 | 278 | 1:05.875 | |
| 80 | 2:00.091 | 36.447 | 96 | 29.935 | 278 | 53.709 | | 166 | 2:40.283 | 1:15.226 | 96 | 30.324 | 278 | 54.733 | |
| 81 | 2:02.608 | 37.605 | 94 | 30.379 | 278 | 54.624 | | 167 | 2:02.596 | 36.972 | 93 | 30.555 | 278 | 55.069 | |
| 82 | 2:00.963 | 36.615 | 95 | 30.073 | 278 | 54.275 | | 168 | 2:03.753 | 37.300 | 92 | 30.454 | 278 | 55.999 | |
| 83 | 2:01.348 | 37.283 | 99 | 30.148 | 278 | 53.917 | | 169 | 2:02.169 | 37.000 | 95 | 30.165 | 278 | 55.004 | |
| 84 | 2:01.240 | 36.399 | 99 | 30.043 | 278 | 54.798 | | 170 | 2:02.060 | 36.968 | 94 | 30.268 | 278 | 54.824 | |
| 85 | 2:00.992 | 37.178 | 98 | 30.014 | 278 | 53.800 | | | | | | | | | |
| 86 | 2:00.977 | 36.999 | 96 | 30.147 | 278 | 53.831 | | | | | | | | | |

**21** Al Faisal, SAU/ Haupt, DEU/ Buurman, NLD , **theoretical besttime: 1:58.473**

| | | | | | | | | | | | | | |
|---|---|---|---|---|---|---|---|---|---|---|---|---|---|
| 1 | 3:43.157 | 40.899 | 99 | 56.177 | 92 | 2:06.081 | 29 | 2:10.725 | 36.497 | 94 | 30.077 | 286 | 1:04.151 |
| 2 | 2:17.089 | | | | 279 | 1:05.397 | 30 | 3:19.335 | 1:55.751 | 101 | 30.200 | 280 | 53.384 |
| 3 | 3:19.372 | 50.308 | 87 | 52.339 | 165 | 1:36.725 | 31 | 1:59.705 | 36.025 | 102 | 30.033 | 281 | 53.647 |
| 4 | 1:59.907 | 36.940 | 99 | 29.922 | 287 | 53.045 | 32 | 1:59.485 | 36.012 | 99 | 30.033 | 283 | 53.440 |
| 5 | 1:59.239 | 36.153 | 102 | 29.959 | 286 | 53.127 | 33 | 2:03.065 | 36.784 | 100 | 29.983 | 288 | 56.298 |
| 6 | 1:59.273 | 36.283 | ***103*** | 29.907 | 288 | 53.083 | 34 | 2:00.964 | 36.514 | 100 | 29.954 | 283 | 54.496 |
| 7 | 1:59.669 | 36.083 | 103 | 29.843 | 287 | 53.743 | 35 | 2:00.112 | 36.610 | 98 | 30.210 | 284 | 53.292 |
| 8 | 1:59.207 | 36.219 | 102 | ***29.687*** | 288 | 53.301 | 36 | 1:59.261 | 35.868 | 100 | 30.079 | 282 | 53.314 |
| 9 | 1:59.425 | 36.105 | 99 | 29.820 | 288 | 53.500 | 37 | 1:59.733 | 36.137 | 100 | 29.934 | 287 | 53.662 |
| 10 | 1:59.464 | 36.124 | 99 | 29.791 | 286 | 53.549 | 38 | 1:59.535 | 35.962 | 97 | 30.053 | 284 | 53.520 |
| 11 | 1:59.838 | 36.301 | 98 | 29.898 | 286 | 53.639 | 39 | 2:06.656 | 36.415 | 95 | 34.026 | 242 | 56.215 |
| 12 | 1:59.704 | 36.302 | 100 | 29.798 | ***290*** | 53.604 | 40 | 2:13.875 | 40.588 | 95 | 36.968 | 243 | 56.319 |
| 13 | 1:59.880 | 36.308 | 100 | 29.859 | 286 | 53.713 | 41 | 2:08.542 | 39.068 | 96 | 33.037 | 275 | 56.437 |
| 14 | 2:00.131 | 36.532 | 98 | 30.102 | 287 | 53.497 | 42 | 3:22.949 | 40.241 | 86 | 1:08.988 | 88 | 1:33.720 |
| 15 | 2:00.482 | 36.408 | 97 | 30.054 | 283 | 54.020 | 43 | 3:00.943 | 1:00.881 | 85 | 49.418 | 238 | 1:10.644 |
| 16 | 2:00.606 | 36.309 | 99 | 30.034 | 283 | 54.263 | 44 | 2:40.823 | 43.781 | 88 | 54.426 | 209 | 1:02.616 |
| 17 | 2:01.597 | 36.874 | 97 | 30.136 | 286 | 54.587 | 45 | 2:21.341 | 43.164 | 97 | 39.055 | 224 | 59.122 |
| 18 | 2:00.376 | 36.476 | 96 | 30.076 | 286 | 53.824 | 46 | 2:20.640 | 41.279 | 95 | 37.611 | 210 | 1:01.750 |
| 19 | 2:00.875 | 36.329 | 98 | 30.054 | 285 | 54.492 | 47 | 2:33.347 | 40.927 | 74 | 37.866 | 248 | 1:14.554 |
| 20 | 2:00.526 | 36.629 | 95 | 30.010 | 285 | 53.887 | 48 | 2:01.034 | 36.682 | 98 | 30.563 | 286 | 53.789 |
| 21 | 2:01.586 | 36.257 | 96 | 29.830 | 287 | 55.499 | 49 | ***1:58.878*** | ***35.754*** | 100 | 30.005 | 283 | 53.119 |
| 22 | 2:00.659 | 36.460 | 98 | 30.051 | 284 | 54.148 | 50 | 1:58.955 | 35.844 | 100 | 30.079 | 281 | ***53.032*** |
| 23 | 2:00.070 | 36.119 | 99 | 29.973 | 285 | 53.978 | 51 | 1:59.172 | 35.893 | 99 | 29.950 | 282 | 53.329 |

# Blancpain Endurance Series

## Lap analysis Race

Provisional

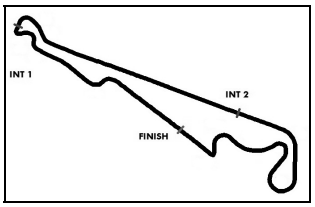


Circuit Paul Ricard Short, Length: 5791 m
Air temperature: 19.6°C
Track temperature: 20.3°C
Weather condition: Dry

Saturday 20.6.2015 17:00

# Lap analysis: Race

| Lap | Time | SE1 | SP1 | SE2 | SP2 | SE3 | SP3 | Lap | Time | SE1 | SP1 | SE2 | SP2 | SE3 | SP3 |
|---|---|---|---|---|---|---|---|---|---|---|---|---|---|---|---|
| 24 | 2:00.497 | 36.345 | 99 | 30.083 | 285 | 54.069 | | 52 | 2:00.209 | 35.912 | 95 | 30.084 | 283 | 54.213 | |
| 25 | 2:00.793 | 36.427 | 97 | 29.981 | 285 | 54.385 | | 53 | 1:59.968 | 35.945 | 98 | 30.077 | 285 | 53.946 | |
| 26 | 2:00.455 | 36.477 | 98 | 29.863 | 288 | 54.115 | | 54 | 2:00.729 | 36.959 | 96 | 30.029 | 286 | 53.741 | |
| 27 | 2:00.643 | 36.393 | 97 | 30.122 | 285 | 54.128 | | 55 | 2:13.038 | 36.277 | 99 | 29.845 | ***290*** | 1:06.916 | |
| 28 | 2:00.816 | 36.663 | 94 | 30.148 | 286 | 54.005 | | | | | | | | | |

**22** Paletou, FRA/ Sanchez, MEX/ Shulzhitskiy, RUS , **theoretical besttime: 1:58.561**

| | | | | | | | | | | | | | | |
|---|---|---|---|---|---|---|---|---|---|---|---|---|---|---|
| 1 | 3:43.547 | 41.682 | 95 | 57.668 | 94 | 2:04.197 | 83 | 2:01.161 | 36.935 | 93 | 29.956 | 291 | 54.270 |
| 2 | 2:19.724 | 41.436 | 81 | 30.238 | ***293*** | 1:08.050 | 84 | 2:00.074 | 36.527 | 97 | 29.742 | 290 | 53.805 |
| 3 | 3:19.038 | 49.138 | 94 | 52.358 | 150 | 1:37.542 | 85 | 2:01.376 | 36.759 | 91 | 30.006 | 288 | 54.611 |
| 4 | 1:59.788 | 36.477 | 96 | ***29.579*** | 289 | 53.732 | 86 | 2:01.082 | 37.034 | 94 | 29.937 | 286 | 54.111 |
| 5 | 1:59.840 | 36.637 | 97 | 29.728 | 290 | 53.475 | 87 | 3:16.315 | 36.783 | 95 | 30.002 | 286 | 2:09.530 |
| 6 | 1:59.273 | 36.305 | 97 | 29.731 | 289 | 53.237 | 88 | 2:20.255 | 57.204 | 96 | 29.925 | 284 | 53.126 |
| 7 | 2:01.044 | 36.352 | 93 | 29.760 | 289 | 54.932 | 89 | 1:59.514 | ***36.056*** | 97 | 29.964 | 285 | 53.494 |
| 8 | 2:00.549 | 36.331 | 95 | 29.973 | ***293*** | 54.245 | 90 | 2:00.168 | 36.595 | 96 | 29.883 | 288 | 53.690 |
| 9 | 2:00.247 | 36.452 | 94 | 29.749 | 292 | 54.046 | 91 | 2:00.099 | 36.542 | 93 | 29.872 | 286 | 53.685 |
| 10 | 1:59.803 | 36.140 | 96 | 29.781 | ***293*** | 53.882 | 92 | 2:01.822 | 36.826 | 89 | 30.960 | 283 | 54.036 |
| 11 | 2:00.194 | 36.269 | 95 | 29.968 | 291 | 53.957 | 93 | 2:09.234 | 37.326 | 91 | 30.614 | 203 | 1:01.294 |
| 12 | 2:00.097 | 36.879 | 94 | 29.732 | ***293*** | 53.486 | 94 | 2:07.023 | 38.312 | 91 | 32.019 | 276 | 56.692 |
| 13 | 1:59.890 | 36.231 | 97 | 29.761 | 290 | 53.898 | 95 | 2:52.472 | 38.558 | 91 | 33.154 | 157 | 1:40.760 |
| 14 | 2:01.237 | 36.465 | 94 | 29.891 | 290 | 54.881 | 96 | 3:24.346 | 58.435 | 90 | 1:04.831 | 80 | 1:21.080 |
| 15 | 2:00.544 | 36.435 | 95 | 30.036 | 288 | 54.073 | 97 | 2:03.065 | 37.218 | 98 | 29.983 | 287 | 55.864 |
| 16 | 2:00.311 | 36.126 | 93 | 30.021 | 287 | 54.164 | 98 | 2:02.510 | 37.508 | 97 | 29.821 | 290 | 55.181 |
| 17 | 2:00.979 | 36.852 | 92 | 29.878 | 292 | 54.249 | 99 | 2:02.092 | 37.135 | 92 | 29.867 | 287 | 55.090 |
| 18 | 2:00.957 | 36.826 | 88 | 30.204 | 287 | 53.927 | 100 | 2:00.522 | 36.490 | 95 | 29.831 | 287 | 54.201 |
| 19 | 2:00.871 | 36.986 | 94 | 30.095 | 289 | 53.790 | 101 | 1:59.969 | 36.514 | 95 | 29.688 | 290 | 53.767 |
| 20 | 2:01.538 | 36.631 | 91 | 29.977 | 288 | 54.930 | 102 | 2:02.163 | 36.911 | 98 | 29.742 | 291 | 55.510 |
| 21 | 2:00.738 | 36.710 | 94 | 30.072 | 286 | 53.956 | 103 | 2:01.128 | 36.542 | 95 | 30.608 | 286 | 53.978 |
| 22 | 2:01.987 | 37.890 | 92 | 29.944 | 289 | 54.153 | 104 | 2:02.043 | 37.103 | 95 | 29.844 | 290 | 55.096 |
| 23 | 2:01.141 | 36.508 | 93 | 30.073 | 288 | 54.560 | 105 | 2:00.775 | 36.677 | 97 | 29.956 | 286 | 54.142 |
| 24 | 2:02.002 | 37.412 | 85 | 30.260 | 289 | 54.330 | 106 | 2:00.929 | 36.453 | 96 | 29.912 | 287 | 54.564 |
| 25 | 2:01.227 | 36.903 | 89 | 30.208 | 285 | 54.116 | 107 | 2:03.044 | 38.396 | 92 | 29.977 | 288 | 54.671 |
| 26 | 2:00.763 | 36.530 | 89 | 30.014 | 286 | 54.219 | 108 | 2:00.370 | 36.942 | 91 | 29.935 | 289 | 53.493 |
| 27 | 2:01.474 | 36.966 | 90 | 30.238 | 285 | 54.270 | 109 | 2:00.430 | 36.593 | 94 | 29.826 | 287 | 54.011 |
| 28 | 2:03.122 | 37.280 | 88 | 30.413 | 286 | 55.429 | 110 | 2:00.252 | 36.575 | 95 | 30.004 | 286 | 53.673 |
| 29 | 2:02.214 | 37.408 | 90 | 30.201 | 285 | 54.605 | 111 | 3:11.502 | 36.726 | 94 | 30.076 | 285 | 2:04.700 |
| 30 | 3:20.042 | 36.855 | 90 | 30.206 | 288 | 2:12.981 | 112 | 2:21.725 | 57.548 | 95 | 30.118 | 283 | 54.059 |
| 31 | 2:21.252 | 56.869 | 94 | 30.224 | 284 | 54.159 | 113 | 2:01.010 | 36.386 | 97 | 29.819 | 283 | 54.805 |
| 32 | 2:00.090 | 36.694 | 91 | 30.029 | 286 | 53.367 | 114 | 1:59.898 | 36.277 | 97 | 30.085 | 281 | 53.536 |
| 33 | 2:00.908 | 36.353 | 98 | 29.805 | 287 | 54.750 | 115 | 2:00.513 | 36.736 | 96 | 29.732 | 284 | 54.045 |
| 34 | 2:00.222 | 36.458 | ***99*** | 30.042 | 286 | 53.722 | 116 | 2:01.015 | 36.671 | 94 | 30.108 | 283 | 54.236 |
| 35 | 2:00.693 | 36.563 | 94 | 29.924 | 287 | 54.206 | 117 | 1:59.926 | 36.409 | 99 | 30.179 | 281 | 53.338 |
| 36 | 2:00.614 | 36.556 | 97 | 29.886 | 287 | 54.172 | 118 | 1:59.942 | 36.378 | 96 | 30.010 | 281 | 53.554 |
| 37 | 2:00.115 | 36.427 | 93 | 29.943 | 283 | 53.745 | 119 | 2:00.065 | 36.255 | 96 | 30.023 | 281 | 53.787 |
| 38 | 2:00.815 | 36.504 | 96 | 29.921 | 286 | 54.390 | 120 | 2:00.459 | 36.666 | 96 | 30.097 | 281 | 53.696 |
| 39 | 2:06.010 | 36.463 | 98 | 33.231 | 242 | 56.316 | 121 | 1:59.758 | 36.225 | 96 | 29.899 | 283 | 53.634 |
| 40 | 2:46.085 | 44.873 | 40 | 1:03.856 | 252 | 57.356 | 122 | 2:00.231 | 36.214 | 97 | 30.114 | 285 | 53.903 |
| 41 | 2:07.339 | 38.163 | 94 | 33.469 | 271 | 55.707 | 123 | 2:00.758 | 36.559 | 95 | 30.212 | 283 | 53.987 |
| 42 | 2:37.071 | 37.231 | 95 | 35.320 | 256 | 1:24.520 | 124 | 2:00.522 | 36.392 | 90 | 30.153 | 280 | 53.977 |
| 43 | 2:59.853 | 1:01.401 | 91 | 52.421 | 207 | 1:06.031 | 125 | 2:00.316 | 36.265 | 94 | 30.213 | 282 | 53.838 |
| 44 | 2:41.499 | 45.863 | 93 | 57.458 | 178 | 58.178 | 126 | 2:00.804 | 36.215 | 96 | 30.241 | 281 | 54.348 |
| 45 | 2:20.041 | 44.169 | 89 | 39.803 | 228 | 56.069 | 127 | 2:00.352 | 36.338 | 92 | 30.085 | 282 | 53.929 |
| 46 | 2:20.222 | 43.802 | 92 | 39.498 | 231 | 56.922 | 128 | 2:02.301 | 36.735 | 95 | 30.351 | 282 | 55.215 |
| 47 | 2:28.925 | 40.660 | 90 | 36.255 | 265 | 1:12.010 | 129 | 2:01.753 | 37.409 | 92 | 30.304 | 283 | 54.040 |
| 48 | 2:03.187 | 37.333 | 97 | 30.029 | 287 | 55.825 | 130 | 2:00.688 | 36.483 | 94 | 29.975 | 283 | 54.230 |
| 49 | 2:01.297 | 36.449 | 87 | 29.912 | 288 | 54.936 | 131 | 2:01.946 | 36.886 | 93 | 30.239 | 283 | 54.821 |
| 50 | 2:03.474 | 38.137 | 87 | 30.491 | 286 | 54.846 | 132 | 2:01.740 | 36.955 | 94 | 30.245 | 283 | 54.540 |
| 51 | 2:03.857 | 36.888 | 93 | 29.929 | 290 | 57.040 | 133 | 2:01.594 | 36.869 | 96 | 30.148 | 284 | 54.577 |
| 52 | 2:02.091 | 37.353 | 88 | 30.182 | 286 | 54.556 | 134 | 2:02.040 | 37.182 | 93 | 30.346 | 283 | 54.512 |
| 53 | 2:02.084 | 36.463 | 96 | 30.181 | 286 | 55.440 | 135 | 2:01.926 | 37.005 | 94 | 30.268 | 281 | 54.653 |

# Blancpain Endurance Series

## Lap analysis Race

Provisional

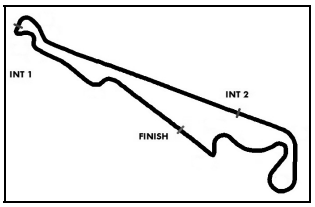


Circuit Paul Ricard Short, Length: 5791 m
Air temperature: 19.6°C
Track temperature: 20.3°C
Weather condition: Dry

Saturday 20.6.2015 17:00

## Lap analysis: Race

| Lap | Time | SE1 | SP1 | SE2 | SP2 | SE3 | SP3 | Lap | Time | SE1 | SP1 | SE2 | SP2 | SE3 | SP3 |
|---|---|---|---|---|---|---|---|---|---|---|---|---|---|---|---|
| 54 | 2:02.482 | 37.542 | 88 | 30.025 | 290 | 54.915 | | 136 | 2:02.226 | 37.101 | 93 | 30.387 | 283 | 54.738 | |
| 55 | 3:10.756 | 36.319 | 91 | 30.178 | 286 | 2:04.259 | | 137 | 2:02.138 | 37.182 | 94 | 30.253 | 283 | 54.703 | |
| 56 | 2:20.833 | 57.108 | 98 | 29.982 | 288 | 53.743 | | 138 | 2:04.135 | 37.623 | 93 | 30.142 | 287 | 56.370 | |
| 57 | 2:01.766 | 38.064 | 92 | 30.373 | 289 | 53.329 | | 139 | 2:03.317 | 37.156 | 94 | 30.318 | 284 | 55.843 | |
| 58 | 2:00.720 | 36.959 | 96 | 29.935 | 288 | 53.826 | | 140 | 2:02.304 | 37.365 | 93 | 30.216 | 283 | 54.723 | |
| 59 | 1:59.496 | 36.515 | 96 | 29.870 | 286 | 53.111 | | 141 | 3:19.925 | 37.656 | 96 | 30.462 | 283 | 2:11.807 | |
| 60 | 2:00.340 | 36.411 | 98 | 29.779 | 287 | 54.150 | | 142 | 2:24.192 | 56.994 | 86 | 30.892 | 286 | 56.306 | |
| 61 | 1:59.922 | 36.383 | 98 | 29.791 | 288 | 53.748 | | 143 | 2:00.244 | 36.217 | 98 | 30.098 | 283 | 53.929 | |
| 62 | 2:00.769 | 37.270 | 97 | 29.987 | 286 | 53.512 | | 144 | 1:59.446 | | | | 284 | 53.395 | |
| 63 | 2:00.675 | 36.912 | 94 | 30.122 | 285 | 53.641 | | 145 | 2:02.494 | 39.405 | 92 | 29.875 | 283 | 53.214 | |
| 64 | 2:01.090 | 36.597 | 95 | 29.797 | 289 | 54.696 | | 146 | ***1:58.769*** | | | | 282 | ***52.926*** | |
| 65 | 2:02.999 | 37.525 | 95 | 29.959 | 290 | 55.515 | | 147 | 1:59.427 | | | | 283 | 53.312 | |
| 66 | 2:02.501 | 37.287 | 97 | 30.527 | 281 | 54.687 | | 148 | 1:59.734 | 36.257 | 97 | 29.776 | 284 | 53.701 | |
| 67 | 2:02.459 | 37.829 | 85 | 30.606 | 285 | 54.024 | | 149 | 2:00.400 | 36.548 | 95 | 29.797 | 286 | 54.055 | |
| 68 | 2:01.086 | 36.555 | 95 | 29.920 | 286 | 54.611 | | 150 | 17:33.366 | 36.624 | 96 | 29.996 | 283 | 16:26.746 | |
| 69 | 2:00.075 | 36.358 | 96 | 29.869 | 287 | 53.848 | | 151 | 2:24.343 | 56.941 | 97 | 30.411 | 281 | 56.991 | |
| 70 | 2:02.026 | 37.648 | 93 | 30.124 | 285 | 54.254 | | 152 | 2:00.186 | 36.576 | 96 | 29.865 | 284 | 53.745 | |
| 71 | 2:00.891 | 36.757 | 99 | 29.980 | 285 | 54.154 | | 153 | 2:04.600 | 38.070 | 90 | 30.940 | 283 | 55.590 | |
| 72 | 2:01.647 | 36.731 | 97 | 30.019 | 286 | 54.897 | | 154 | 2:00.391 | | | | 285 | 54.012 | |
| 73 | 2:01.354 | 36.753 | 96 | 29.941 | 287 | 54.660 | | 155 | 1:59.550 | | | | 285 | 53.472 | |
| 74 | 2:01.149 | 36.757 | 94 | 29.993 | 288 | 54.399 | | 156 | 1:59.845 | 36.316 | 93 | 29.683 | 287 | 53.846 | |
| 75 | 2:00.768 | 36.675 | 96 | 29.905 | 287 | 54.188 | | 157 | 2:01.503 | 37.363 | 94 | 30.008 | 290 | 54.132 | |
| 76 | 2:00.384 | 36.384 | 96 | 30.019 | 286 | 53.981 | | 158 | 2:01.154 | 37.034 | 86 | 29.750 | 287 | 54.370 | |
| 77 | 2:00.759 | 36.714 | 94 | 29.914 | 285 | 54.131 | | 159 | 2:02.086 | 38.254 | 96 | 29.900 | 286 | 53.932 | |
| 78 | 2:00.519 | 36.471 | 97 | 29.879 | 287 | 54.169 | | 160 | 2:00.575 | 36.640 | 97 | 29.875 | 286 | 54.060 | |
| 79 | 2:01.144 | 36.878 | 97 | 29.978 | 286 | 54.288 | | 161 | 2:01.406 | 36.285 | 93 | 29.697 | 291 | 55.424 | |
| 80 | 2:00.356 | 36.682 | 95 | 29.720 | 292 | 53.954 | | 162 | 2:01.070 | 36.165 | 96 | 29.859 | 286 | 55.046 | |
| 81 | 2:00.104 | 36.441 | 94 | 29.884 | 287 | 53.779 | | | | | | | | | |
| 82 | 2:01.352 | 36.730 | 95 | 29.903 | 288 | 54.719 | | | | | | | | | |

**23** Reip, BEL/ Buncombe, GBR/ Chiyo, JPN , **theoretical besttime: 1:57.202**

| | | | | | | | | | | | | | | |
|---|---|---|---|---|---|---|---|---|---|---|---|---|---|---|
| 1 | 3:42.758 | 41.464 | 92 | 56.614 | 93 | 2:04.680 | 87 | 2:19.909 | 56.456 | 97 | 29.584 | 288 | 53.869 |
| 2 | 2:15.560 | 39.895 | 91 | 29.755 | 287 | 1:05.910 | 88 | 1:58.566 | 35.396 | 97 | 29.596 | 288 | 53.574 |
| 3 | 3:20.664 | 50.740 | 85 | 51.490 | 173 | 1:38.434 | 89 | 1:58.499 | 35.888 | 95 | 29.636 | 290 | 52.975 |
| 4 | 1:58.852 | 36.439 | ***100*** | 29.529 | 290 | 52.884 | 90 | 1:58.489 | 35.527 | 94 | 29.558 | 286 | 53.404 |
| 5 | 1:58.270 | 35.992 | 99 | 29.502 | 289 | 52.776 | 91 | 1:59.353 | 36.363 | 94 | 29.767 | 287 | 53.223 |
| 6 | 1:58.144 | 35.837 | 99 | 29.510 | 291 | 52.797 | 92 | 1:58.349 | 35.587 | 96 | 29.924 | 287 | 52.838 |
| 7 | 1:58.395 | 35.758 | 97 | 29.687 | 290 | 52.950 | 93 | 2:09.132 | 37.707 | 86 | 32.483 | 275 | 58.942 |
| 8 | 1:58.478 | 35.871 | 99 | 29.497 | 292 | 53.110 | 94 | 2:07.937 | 39.582 | 84 | 32.077 | 275 | 56.278 |
| 9 | 1:58.612 | 35.861 | 99 | 29.629 | 291 | 53.122 | 95 | 3:43.502 | 50.759 | 73 | 1:14.325 | 101 | 1:38.418 |
| 10 | 1:58.772 | 35.970 | 98 | 29.544 | 292 | 53.258 | 96 | 3:38.160 | 1:00.615 | 74 | 1:05.028 | 94 | 1:32.517 |
| 11 | 1:58.725 | 36.050 | 98 | 29.470 | 292 | 53.205 | 97 | 1:58.825 | 35.997 | 97 | 29.865 | 286 | 52.963 |
| 12 | 1:58.972 | 35.909 | 98 | 29.550 | 293 | 53.513 | 98 | 1:57.947 | 35.549 | 95 | 29.691 | 286 | 52.707 |
| 13 | 1:59.449 | 36.432 | 96 | 29.710 | 290 | 53.307 | 99 | 1:57.855 | 35.593 | 94 | 29.593 | 285 | 52.669 |
| 14 | 1:58.913 | 36.037 | 95 | 29.615 | 292 | 53.261 | 100 | 1:57.861 | 35.524 | 92 | 29.586 | 286 | 52.751 |
| 15 | 1:59.632 | 36.094 | 96 | 29.864 | 287 | 53.674 | 101 | 1:57.642 | ***35.383*** | 94 | 29.726 | 286 | 52.533 |
| 16 | 1:59.661 | 35.970 | 95 | 29.920 | 289 | 53.771 | 102 | ***1:57.580*** | 35.425 | 94 | 29.737 | 286 | ***52.418*** |
| 17 | 1:59.685 | 36.033 | 96 | 29.823 | 291 | 53.829 | 103 | 1:59.718 | 36.874 | 93 | 29.831 | 288 | 53.013 |
| 18 | 2:01.117 | 36.287 | 95 | 29.953 | ***294*** | 54.877 | 104 | 1:59.262 | 35.861 | 93 | 29.774 | 288 | 53.627 |
| 19 | 2:00.996 | 36.819 | 86 | 30.248 | 286 | 53.929 | 105 | 2:01.286 | 38.317 | 94 | 30.099 | 286 | 52.870 |
| 20 | 1:59.823 | 36.166 | 97 | 29.767 | 287 | 53.890 | 106 | 1:59.656 | 36.837 | 91 | 29.871 | 286 | 52.948 |
| 21 | 1:59.879 | 36.225 | 94 | 30.019 | 288 | 53.635 | 107 | 1:59.547 | 36.417 | 92 | 29.821 | 286 | 53.309 |
| 22 | 2:00.522 | 36.095 | 95 | 29.937 | 290 | 54.490 | 108 | 1:59.304 | 36.395 | 94 | 29.753 | 288 | 53.156 |
| 23 | 1:59.935 | 36.124 | 94 | 29.961 | 289 | 53.850 | 109 | 2:00.988 | 37.548 | 98 | 30.150 | 286 | 53.290 |
| 24 | 1:59.978 | 36.007 | 94 | 30.004 | 287 | 53.967 | 110 | 1:59.289 | 36.240 | 91 | 29.868 | 286 | 53.181 |
| 25 | 2:00.190 | 36.443 | 94 | 29.882 | 288 | 53.865 | 111 | 2:00.125 | 36.830 | 96 | 30.083 | 285 | 53.212 |
| 26 | 1:59.865 | 36.071 | 94 | 29.746 | 289 | 54.048 | 112 | 2:01.345 | 35.918 | 92 | 30.865 | 278 | 54.562 |
| 27 | 2:00.151 | 36.175 | 93 | 29.987 | 286 | 53.989 | 113 | 2:01.008 | 36.622 | 89 | 29.888 | 287 | 54.498 |
| 28 | 2:01.458 | 36.339 | 94 | 30.051 | 290 | 55.068 | 114 | 2:00.363 | 36.655 | 93 | 30.124 | 285 | 53.584 |
| 29 | 3:14.439 | 36.294 | 91 | 30.010 | 288 | 2:08.135 | 115 | 3:09.288 | 36.114 | 92 | 30.021 | 285 | 2:03.153 |

# Blancpain Endurance Series

## Lap analysis Race

Provisional

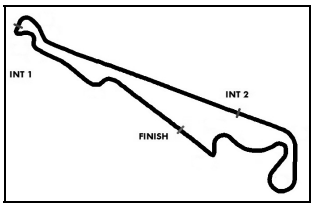


Circuit Paul Ricard Short, Length: 5791 m
Air temperature: 19.6°C
Track temperature: 20.3°C
Weather condition: Dry

Saturday 20.6.2015 17:00

## Lap analysis: Race

| Lap | Time | SE1 | SP1 | SE2 | SP2 | SE3 | SP3 | Lap | Time | SE1 | SP1 | SE2 | SP2 | SE3 | SP3 |
|---|---|---|---|---|---|---|---|---|---|---|---|---|---|---|---|
| 30 | 2:20.014 | 57.012 | 96 | 29.799 | 287 | 53.203 | | 116 | 2:20.026 | 56.773 | 91 | 30.128 | 280 | 53.125 | |
| 31 | 2:00.370 | 36.335 | 97 | 29.895 | 281 | 54.140 | | 117 | 1:57.923 | 35.647 | 99 | 29.707 | 283 | 52.569 | |
| 32 | 2:00.000 | 37.169 | 92 | 29.719 | 287 | 53.112 | | 118 | 1:59.294 | 35.863 | 95 | 29.938 | 284 | 53.493 | |
| 33 | 1:59.252 | 35.720 | 97 | 29.737 | 286 | 53.795 | | 119 | 1:59.176 | 35.474 | 99 | 29.755 | 283 | 53.947 | |
| 34 | 1:58.822 | 36.008 | 95 | 29.733 | 286 | 53.081 | | 120 | 2:00.989 | 35.877 | 96 | 30.030 | 286 | 55.082 | |
| 35 | 1:59.058 | 35.938 | 99 | 29.611 | 290 | 53.509 | | 121 | 1:59.913 | 35.678 | 96 | 29.724 | 289 | 54.511 | |
| 36 | 1:59.542 | 36.286 | 96 | 29.772 | 287 | 53.484 | | 122 | 2:03.513 | 38.374 | 91 | 31.117 | 283 | 54.022 | |
| 37 | 2:01.124 | 36.838 | 95 | 30.114 | 289 | 54.172 | | 123 | 1:59.462 | 36.225 | 96 | 29.886 | 283 | 53.351 | |
| 38 | 2:00.038 | 36.392 | 94 | 29.907 | 289 | 53.739 | | 124 | 1:58.384 | 35.594 | 97 | 29.845 | 282 | 52.945 | |
| 39 | 2:05.624 | 36.341 | 94 | 30.988 | 270 | 58.295 | | 125 | 1:59.396 | 36.242 | 95 | 30.060 | 283 | 53.094 | |
| 40 | 2:12.651 | 38.995 | 86 | 34.785 | 262 | 58.871 | | 126 | 2:00.564 | 35.884 | 96 | 29.893 | 286 | 54.787 | |
| 41 | 2:16.143 | 37.942 | 94 | 34.672 | 174 | 1:03.529 | | 127 | 1:59.530 | 36.216 | 94 | 29.954 | 282 | 53.360 | |
| 42 | 3:26.187 | 41.014 | 90 | 1:09.805 | 83 | 1:35.368 | | 128 | 2:01.470 | 37.028 | 94 | 30.428 | 280 | 54.014 | |
| 43 | 2:59.624 | 1:01.920 | 82 | 48.780 | 181 | 1:08.924 | | 129 | 1:59.063 | 35.788 | 94 | 29.946 | 286 | 53.329 | |
| 44 | 2:42.592 | 45.845 | 87 | 48.677 | 170 | 1:08.070 | | 130 | 1:59.142 | 35.718 | 95 | 29.988 | 281 | 53.436 | |
| 45 | 2:22.632 | 41.868 | 88 | 35.366 | 257 | 1:05.398 | | 131 | 1:59.210 | 35.867 | 98 | 30.007 | 283 | 53.336 | |
| 46 | 2:19.305 | 41.064 | 91 | 33.578 | 271 | 1:04.663 | | 132 | 1:59.560 | 36.013 | 96 | 29.928 | 286 | 53.619 | |
| 47 | 2:36.060 | 43.528 | 80 | 36.878 | 214 | 1:15.654 | | 133 | 1:59.445 | 35.923 | 95 | 29.973 | 282 | 53.549 | |
| 48 | 2:00.145 | 36.618 | 95 | 29.932 | 286 | 53.595 | | 134 | 2:01.113 | 35.857 | 96 | 29.915 | 285 | 55.341 | |
| 49 | 1:59.157 | 35.885 | 98 | 29.704 | 290 | 53.568 | | 135 | 1:59.741 | 36.061 | 96 | 29.913 | 284 | 53.767 | |
| 50 | 1:59.323 | 35.965 | 98 | 29.906 | 285 | 53.452 | | 136 | 2:00.830 | 36.916 | 92 | 30.271 | 284 | 53.643 | |
| 51 | 1:59.064 | 35.792 | 96 | 29.727 | 287 | 53.545 | | 137 | 1:59.320 | 35.832 | 95 | 29.868 | 284 | 53.620 | |
| 52 | 1:59.185 | 35.989 | 97 | 29.785 | 287 | 53.411 | | 138 | 2:00.274 | 36.433 | 95 | 30.020 | 283 | 53.821 | |
| 53 | 1:59.578 | 36.060 | 95 | 29.911 | 288 | 53.607 | | 139 | 2:00.410 | 35.975 | 94 | 30.045 | 283 | 54.390 | |
| 54 | 1:59.576 | 35.975 | 97 | 29.915 | 287 | 53.686 | | 140 | 3:18.922 | 36.518 | 94 | 31.598 | 282 | 2:10.806 | |
| 55 | 1:59.496 | 35.872 | 95 | 29.962 | 289 | 53.662 | | 141 | 2:21.309 | 56.839 | 97 | 30.094 | 283 | 54.376 | |
| 56 | 1:59.715 | 35.909 | 94 | 29.921 | 286 | 53.885 | | 142 | 1:59.550 | 36.258 | 96 | 30.044 | 283 | 53.248 | |
| 57 | 1:59.371 | 35.958 | 95 | 29.820 | 289 | 53.593 | | 143 | 1:59.393 | 35.974 | 95 | 29.968 | 284 | 53.451 | |
| 58 | 3:09.002 | 36.021 | 94 | 29.829 | 288 | 2:03.152 | | 144 | 1:59.234 | 36.223 | 96 | 29.976 | 284 | 53.035 | |
| 59 | 2:20.510 | 56.708 | 96 | 29.837 | 285 | 53.965 | | 145 | 1:58.812 | 35.793 | 98 | 29.767 | 286 | 53.252 | |
| 60 | 2:00.627 | 36.738 | 91 | 30.036 | 289 | 53.853 | | 146 | 1:58.890 | 35.644 | 97 | 29.623 | 287 | 53.623 | |
| 61 | 1:59.676 | 36.230 | 97 | 29.883 | 285 | 53.563 | | 147 | 1:59.044 | 36.103 | 96 | 29.681 | 288 | 53.260 | |
| 62 | 1:59.275 | 35.944 | 99 | 29.820 | 289 | 53.511 | | 148 | 1:58.497 | 35.687 | 97 | 29.747 | 285 | 53.063 | |
| 63 | 1:58.810 | 35.970 | 99 | 29.672 | 287 | 53.168 | | 149 | 1:58.556 | 35.633 | 98 | 29.834 | 286 | 53.089 | |
| 64 | 1:59.752 | 35.972 | 98 | 30.009 | 286 | 53.771 | | 150 | 1:58.856 | 35.581 | 93 | 29.952 | 286 | 53.323 | |
| 65 | 1:59.704 | 36.338 | 99 | 29.848 | 286 | 53.518 | | 151 | 1:59.162 | 35.703 | 90 | 29.645 | 287 | 53.814 | |
| 66 | 1:59.574 | 35.922 | 98 | 29.839 | 289 | 53.813 | | 152 | 1:58.691 | 35.712 | 97 | 29.659 | 288 | 53.320 | |
| 67 | 2:00.136 | 35.896 | 98 | 29.759 | 287 | 54.481 | | 153 | 1:59.755 | 36.141 | 98 | 29.687 | 286 | 53.927 | |
| 68 | 2:00.653 | 36.842 | 99 | 30.114 | 285 | 53.697 | | 154 | 1:58.863 | 35.689 | 99 | 29.728 | 286 | 53.446 | |
| 69 | 1:59.395 | 35.912 | 97 | 29.963 | 286 | 53.520 | | 155 | 1:58.515 | 35.678 | 96 | 29.631 | 290 | 53.206 | |
| 70 | 2:00.350 | 36.742 | 99 | 29.783 | 288 | 53.825 | | 156 | 1:59.307 | 35.938 | 97 | ***29.401*** | 290 | 53.968 | |
| 71 | 1:59.666 | 36.053 | 95 | 29.769 | 286 | 53.844 | | 157 | 1:59.669 | 36.091 | 95 | 29.868 | 285 | 53.710 | |
| 72 | 2:00.001 | 36.274 | 96 | 29.786 | 293 | 53.941 | | 158 | 1:59.266 | 35.958 | 97 | 29.687 | 286 | 53.621 | |
| 73 | 1:59.919 | 36.067 | 97 | 29.977 | 284 | 53.875 | | 159 | 2:00.151 | 36.098 | 95 | 29.720 | 285 | 54.333 | |
| 74 | 2:00.308 | 36.111 | 95 | 29.877 | 286 | 54.320 | | 160 | 2:01.660 | 36.036 | 97 | 29.792 | 286 | 55.832 | |
| 75 | 2:00.530 | 36.358 | 96 | 30.124 | 286 | 54.048 | | 161 | 1:59.944 | 36.230 | 94 | 29.844 | 286 | 53.870 | |
| 76 | 2:00.435 | 36.096 | 96 | 30.023 | 286 | 54.316 | | 162 | 1:59.608 | 36.075 | 95 | 29.854 | 285 | 53.679 | |
| 77 | 2:00.606 | 36.830 | 97 | 29.771 | 287 | 54.005 | | 163 | 1:59.531 | 36.136 | 93 | 29.742 | 286 | 53.653 | |
| 78 | 2:00.070 | 36.211 | 97 | 29.844 | 286 | 54.015 | | 164 | 1:59.759 | 36.040 | 95 | 29.743 | 287 | 53.976 | |
| 79 | 2:00.001 | 36.273 | 94 | 29.661 | 288 | 54.067 | | 165 | 1:59.104 | 36.018 | 97 | 29.712 | 286 | 53.374 | |
| 80 | 1:59.830 | 36.193 | 96 | 29.679 | 293 | 53.958 | | 166 | 1:59.818 | 35.984 | 92 | 29.684 | 289 | 54.150 | |
| 81 | 2:00.678 | 36.296 | 95 | 30.238 | 286 | 54.144 | | 167 | 2:00.755 | 36.752 | 94 | 29.861 | 288 | 54.142 | |
| 82 | 2:00.352 | 36.342 | 96 | 29.766 | 288 | 54.244 | | 168 | 1:59.840 | 35.886 | 92 | 29.873 | 286 | 54.081 | |
| 83 | 2:00.826 | 36.493 | 95 | 30.187 | 286 | 54.146 | | 169 | 2:00.425 | 36.440 | 93 | 29.787 | 289 | 54.198 | |
| 84 | 2:00.096 | 36.417 | 94 | 29.887 | 288 | 53.792 | | 170 | 2:01.624 | 37.063 | 91 | 30.170 | 289 | 54.391 | |
| 85 | 2:00.097 | 36.335 | 95 | 29.776 | 286 | 53.986 | | 171 | 2:01.790 | 36.506 | 95 | 30.092 | 284 | 55.192 | |
| 86 | 3:04.464 | 36.574 | 94 | 29.894 | 286 | 1:57.996 | | | | | | | | | |

# Blancpain Endurance Series

## Lap analysis Race

Provisional

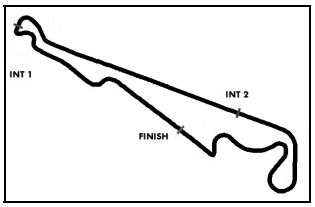


Circuit Paul Ricard Short, Length: 5791 m
Air temperature: 19.6°C
Track temperature: 20.3°C
Weather condition: Dry

Saturday 20.6.2015 17:00

# Lap analysis: Race

**24** Loggie, GBR/ Simonsen, DNK/ Westwood, GBR , **theoretical besttime: 2:00.579**

| Lap | Time | SE1 | SP1 | SE2 | SP2 | SE3 | SP3 | Lap | Time | SE1 | SP1 | SE2 | SP2 | SE3 | SP3 |
|---|---|---|---|---|---|---|---|---|---|---|---|---|---|---|---|
| 1 | 3:51.141 | 49.863 | 93 | 1:03.893 | 84 | 1:57.385 | | 44 | 2:55.488 | 43.815 | 94 | 37.852 | 251 | 1:33.821 | |
| 2 | 2:36.596 | 41.287 | | 31.047 | 285 | 1:24.262 | | 45 | 2:25.582 | 57.742 | 97 | 31.416 | 246 | 56.424 | |
| 3 | 3:13.677 | 52.699 | 96 | 51.993 | 225 | 1:28.985 | | 46 | 2:24.676 | 39.123 | 94 | 43.013 | 164 | 1:02.540 | |
| 4 | 2:01.597 | 37.193 | 100 | 30.379 | 281 | ***54.025*** | | 47 | 2:04.441 | 38.524 | 97 | 30.824 | 278 | 55.093 | |
| 5 | 2:02.493 | 37.578 | 97 | 30.283 | 283 | 54.632 | | 48 | 2:02.847 | 37.250 | 92 | 30.758 | 276 | 54.839 | |
| 6 | 2:03.421 | 37.416 | 100 | 30.317 | 284 | 55.688 | | 49 | 2:02.555 | 36.877 | 99 | 30.705 | 275 | 54.973 | |
| 7 | 2:02.300 | 37.261 | 96 | 30.316 | 281 | 54.723 | | 50 | 2:01.930 | 36.504 | 98 | 30.685 | 276 | 54.741 | |
| 8 | 2:02.334 | 37.226 | 98 | ***30.086*** | 283 | 55.022 | | 51 | 2:02.360 | 36.513 | 96 | 30.579 | 280 | 55.268 | |
| 9 | 2:04.316 | 37.462 | 101 | 30.263 | 285 | 56.591 | | 52 | 2:04.583 | 37.608 | 95 | 30.904 | 275 | 56.071 | |
| 10 | ***2:01.257*** | ***36.468*** | 99 | 30.292 | ***286*** | 54.497 | | 53 | 2:02.835 | 37.267 | 100 | 30.654 | 278 | 54.914 | |
| 11 | 2:02.268 | 37.265 | 98 | 30.188 | 284 | 54.815 | | 54 | 2:03.540 | 37.305 | 97 | 30.783 | 277 | 55.452 | |
| 12 | 2:01.765 | 36.779 | 99 | 30.194 | 284 | 54.792 | | 55 | 2:07.025 | 38.418 | 94 | 30.683 | 280 | 57.924 | |
| 13 | 2:01.493 | 36.658 | 99 | 30.337 | 283 | 54.498 | | 56 | 2:06.029 | 37.750 | 95 | 30.981 | 273 | 57.298 | |
| 14 | 2:02.318 | 37.132 | 98 | 30.462 | 283 | 54.724 | | 57 | 4:11.950 | 43.488 | 83 | 36.614 | 140 | 2:51.848 | |
| 15 | 2:02.253 | 36.808 | 99 | 30.452 | 278 | 54.993 | | 58 | 2:26.696 | 1:00.188 | 97 | 30.723 | 278 | 55.785 | |
| 16 | 2:01.450 | 36.770 | 98 | 30.184 | 282 | 54.496 | | 59 | 2:03.435 | 37.411 | 98 | 30.490 | 278 | 55.534 | |
| 17 | 2:01.561 | 36.553 | 100 | 30.155 | ***286*** | 54.853 | | 60 | 2:03.742 | 38.635 | 99 | 30.828 | 278 | 54.279 | |
| 18 | 2:01.866 | 36.705 | 99 | 30.461 | 281 | 54.700 | | 61 | 2:02.423 | 37.577 | 93 | 30.495 | 278 | 54.351 | |
| 19 | 2:03.926 | 37.742 | 93 | 30.737 | 280 | 55.447 | | 62 | 2:03.847 | 39.032 | 98 | 30.421 | 277 | 54.394 | |
| 20 | 2:01.827 | 36.782 | 100 | 30.417 | 279 | 54.628 | | 63 | 2:01.542 | 36.589 | 100 | 30.470 | 277 | 54.483 | |
| 21 | 2:02.710 | 37.106 | 97 | 30.452 | 280 | 55.152 | | 64 | 2:02.397 | 37.080 | 98 | 30.516 | 279 | 54.801 | |
| 22 | 2:02.645 | 37.031 | 99 | 30.587 | 278 | 55.027 | | 65 | 2:01.732 | 36.749 | 99 | 30.516 | 278 | 54.467 | |
| 23 | 2:04.205 | 37.539 | 96 | 30.721 | 278 | 55.945 | | 66 | 2:04.907 | 37.183 | 94 | 30.496 | 277 | 57.228 | |
| 24 | 2:02.605 | 37.147 | 99 | 30.546 | 280 | 54.912 | | 67 | 2:04.189 | 38.391 | ***102*** | 30.474 | 279 | 55.324 | |
| 25 | 2:02.543 | 36.926 | 98 | 30.354 | 279 | 55.263 | | 68 | 2:02.401 | 36.896 | 97 | 30.861 | 278 | 54.644 | |
| 26 | 2:02.260 | 36.883 | 100 | 30.470 | 279 | 54.907 | | 69 | 2:01.528 | 36.779 | 101 | 30.335 | 278 | 54.414 | |
| 27 | 2:03.365 | 37.442 | 98 | 30.679 | 280 | 55.244 | | 70 | 2:01.491 | 36.795 | 98 | 30.429 | 278 | 54.267 | |
| 28 | 2:02.786 | 37.165 | 96 | 30.551 | 279 | 55.070 | | 71 | 2:01.889 | 36.958 | 99 | 30.409 | 278 | 54.522 | |
| 29 | 3:36.138 | 36.988 | 99 | 30.509 | 277 | 2:28.641 | | 72 | 2:02.600 | 37.388 | 90 | 30.459 | 281 | 54.753 | |
| 30 | 2:23.355 | 57.399 | 99 | 30.629 | 276 | 55.327 | | 73 | 2:03.196 | 37.091 | 99 | 30.823 | 276 | 55.282 | |
| 31 | 2:08.391 | 38.764 | 97 | 31.440 | 278 | 58.187 | | 74 | 2:01.913 | 36.762 | 101 | 30.574 | 278 | 54.577 | |
| 32 | 2:04.737 | 37.822 | 95 | 30.974 | 279 | 55.941 | | 75 | 2:01.938 | 37.013 | 95 | 30.491 | 277 | 54.434 | |
| 33 | 2:02.344 | 37.052 | 94 | 30.566 | 276 | 54.726 | | 76 | 2:02.010 | 36.717 | 100 | 30.398 | 280 | 54.895 | |
| 34 | 2:03.268 | 36.898 | 96 | 30.621 | 277 | 55.749 | | 77 | 2:02.700 | 36.950 | 100 | 30.335 | 281 | 55.415 | |
| 35 | 2:03.561 | 36.969 | 96 | 30.515 | 281 | 56.077 | | 78 | 2:02.108 | 36.934 | 96 | 30.457 | 280 | 54.717 | |
| 36 | 2:03.228 | 37.345 | 96 | 30.612 | 278 | 55.271 | | 79 | 2:02.481 | 37.435 | 98 | 30.403 | 282 | 54.643 | |
| 37 | 2:02.095 | 36.931 | 94 | 30.527 | 277 | 54.637 | | 80 | 2:02.934 | 37.596 | 100 | 30.406 | 280 | 54.932 | |
| 38 | 2:11.396 | 38.616 | 98 | 34.407 | 223 | 58.373 | | 81 | 2:03.630 | 37.940 | 98 | 30.458 | 280 | 55.232 | |
| 39 | 2:48.679 | 53.126 | 38 | 59.339 | 257 | 56.214 | | 82 | 2:02.377 | 36.834 | 98 | 30.737 | 276 | 54.806 | |
| 40 | 2:11.421 | 38.788 | 92 | 36.482 | 269 | 56.151 | | 83 | 8:09.034 | 37.191 | 101 | 31.261 | 215 | 7:00.582 | |
| 41 | 2:39.480 | 38.516 | 95 | 35.631 | 210 | 1:25.333 | | 84 | 52:03.444 | 1:17.237 | 97 | 31.218 | 271 | 50:14.989 | |
| 42 | 2:59.397 | 58.455 | 97 | 55.763 | 172 | 1:05.179 | | | | | | | | | |
| 43 | 2:41.350 | 45.597 | 95 | 56.864 | 184 | 58.889 | | | | | | | | | |

**25** Mancini, ITA/ Birzhin, RUS/ Mastronardi, ITA , **theoretical besttime: 1:59.220**

| | | | | | | | | | | | | | | |
|---|---|---|---|---|---|---|---|---|---|---|---|---|---|---|
| 1 | 3:47.248 | 46.664 | 99 | 1:03.625 | 81 | 1:56.959 | 85 | 2:00.242 | 36.288 | 103 | 30.154 | 278 | 53.800 |
| 2 | 2:33.524 | 40.939 | 91 | 32.591 | 279 | 1:19.994 | 86 | 2:00.332 | 36.372 | 102 | 30.172 | 279 | 53.788 |
| 3 | 3:14.319 | 53.323 | 87 | 50.991 | 193 | 1:30.005 | 87 | 2:02.559 | 37.591 | 99 | 30.484 | 278 | 54.484 |
| 4 | 2:01.746 | 37.355 | 104 | 30.201 | 278 | 54.190 | 88 | 2:03.261 | 37.020 | 102 | 31.906 | 278 | 54.335 |
| 5 | 2:00.959 | 36.712 | 102 | 29.899 | 278 | 54.348 | 89 | 2:00.288 | 36.296 | 104 | 29.943 | 278 | 54.049 |
| 6 | ***1:59.668*** | 36.397 | 104 | 29.931 | ***280*** | ***53.340*** | 90 | 2:00.517 | 36.275 | 103 | 30.034 | 278 | 54.208 |
| 7 | 2:00.851 | 36.225 | 102 | 29.968 | 279 | 54.658 | 91 | 2:04.690 | 36.605 | 101 | 30.898 | 276 | 57.187 |
| 8 | 2:01.940 | 36.859 | 98 | 30.139 | 278 | 54.942 | 92 | 2:06.141 | 38.627 | 91 | 30.739 | 274 | 56.775 |
| 9 | 2:02.520 | 37.410 | 98 | 30.907 | 278 | 54.203 | 93 | 2:05.829 | 37.629 | 102 | 31.832 | 265 | 56.368 |
| 10 | 2:01.711 | 36.912 | 100 | ***29.805*** | 278 | 54.994 | 94 | 2:39.052 | 38.689 | 100 | 30.974 | 265 | 1:29.389 |
| 11 | 2:00.261 | 36.367 | 101 | 30.116 | 279 | 53.778 | 95 | 3:21.846 | 57.569 | 101 | 1:03.882 | 99 | 1:20.395 |
| 12 | 2:00.588 | 36.500 | 100 | 30.037 | 279 | 54.051 | 96 | 2:02.678 | 37.053 | 105 | 31.446 | 279 | 54.179 |
| 13 | 2:00.153 | ***36.075*** | 102 | 29.965 | 279 | 54.113 | 97 | 2:05.104 | 38.865 | 98 | 30.327 | 279 | 55.912 |

# Blancpain Endurance Series

## Lap analysis Race

Provisional

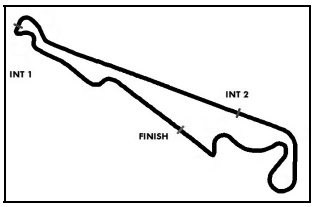


Circuit Paul Ricard Short, Length: 5791 m
Air temperature: 19.6°C
Track temperature: 20.3°C
Weather condition: Dry

Saturday 20.6.2015 17:00

## Lap analysis: Race

| Lap | Time | SE1 | SP1 | SE2 | SP2 | SE3 | SP3 | Lap | Time | SE1 | SP1 | SE2 | SP2 | SE3 | SP3 |
|---|---|---|---|---|---|---|---|---|---|---|---|---|---|---|---|
| 14 | 2:01.366 | 36.324 | 102 | 29.970 | 278 | 55.072 | | 98 | 2:05.351 | 38.517 | 100 | 30.193 | 278 | 56.641 | |
| 15 | 2:01.476 | 37.483 | 102 | 30.029 | 278 | 53.964 | | 99 | 2:02.199 | 37.331 | 101 | 30.160 | 278 | 54.708 | |
| 16 | 2:00.469 | 36.240 | 103 | 29.893 | 279 | 54.336 | | 100 | 2:02.726 | 37.537 | 102 | 30.137 | 278 | 55.052 | |
| 17 | 2:00.433 | 36.272 | 99 | 29.991 | ***280*** | 54.170 | | 101 | 2:01.364 | 37.223 | 103 | 30.100 | 278 | 54.041 | |
| 18 | 2:00.778 | 36.364 | 102 | 30.170 | 278 | 54.244 | | 102 | 2:00.638 | 36.209 | 103 | 30.466 | 278 | 53.963 | |
| 19 | 2:00.521 | 36.232 | 100 | 30.163 | 279 | 54.126 | | 103 | 2:03.222 | 37.934 | 93 | 30.662 | 278 | 54.626 | |
| 20 | 2:01.616 | 36.488 | 100 | 30.201 | 279 | 54.927 | | 104 | 2:00.720 | 36.636 | 104 | 30.146 | 279 | 53.938 | |
| 21 | 2:01.108 | 36.601 | 101 | 30.117 | 279 | 54.390 | | 105 | 2:02.749 | 37.516 | 102 | 30.402 | 279 | 54.831 | |
| 22 | 2:00.925 | 36.660 | 101 | 29.983 | 278 | 54.282 | | 106 | 2:02.071 | 37.311 | 101 | 30.337 | 278 | 54.423 | |
| 23 | 2:00.859 | 36.448 | 103 | 29.930 | 279 | 54.481 | | 107 | 4:06.487 | 36.880 | 102 | 30.264 | 279 | 2:59.343 | |
| 24 | 2:00.742 | 36.328 | 101 | 29.863 | 278 | 54.551 | | 108 | 2:22.250 | 57.432 | 98 | 30.293 | 278 | 54.525 | |
| 25 | 2:01.086 | 36.678 | 102 | 30.165 | 278 | 54.243 | | 109 | 2:01.894 | 36.931 | 100 | 30.295 | 278 | 54.668 | |
| 26 | 2:01.747 | 36.496 | 102 | 30.065 | 279 | 55.186 | | 110 | 2:02.666 | 36.763 | 95 | 30.659 | 278 | 55.244 | |
| 27 | 2:01.298 | 36.748 | 99 | 30.109 | 279 | 54.441 | | 111 | 2:05.154 | 38.651 | 100 | 31.226 | 279 | 55.277 | |
| 28 | 2:01.193 | 36.533 | 101 | 30.140 | 278 | 54.520 | | 112 | 2:03.477 | 37.662 | 103 | 30.703 | 278 | 55.112 | |
| 29 | 3:23.812 | 36.784 | 100 | 30.112 | 278 | 2:16.916 | | 113 | 2:03.252 | 37.144 | 98 | 31.082 | 263 | 55.026 | |
| 30 | 2:21.626 | 56.797 | 98 | 30.358 | 278 | 54.471 | | 114 | 2:03.530 | 38.023 | 98 | 30.731 | 278 | 54.776 | |
| 31 | 2:02.547 | 37.504 | 98 | 30.427 | 278 | 54.616 | | 115 | 2:03.411 | 37.200 | 97 | 30.692 | 278 | 55.519 | |
| 32 | 2:02.239 | 37.172 | 99 | 30.278 | 279 | 54.789 | | 116 | 2:02.201 | 36.720 | 94 | 30.805 | 278 | 54.676 | |
| 33 | 2:02.381 | 37.371 | 98 | 30.124 | 278 | 54.886 | | 117 | 2:02.663 | 37.048 | 100 | 30.469 | 278 | 55.146 | |
| 34 | 2:11.962 | 37.346 | 88 | 30.440 | 278 | 1:04.176 | | 118 | 2:03.848 | 37.711 | 98 | 30.816 | 278 | 55.321 | |
| 35 | 2:02.790 | 37.867 | 100 | 30.312 | 278 | 54.611 | | 119 | 2:05.225 | 38.069 | 98 | 30.603 | 278 | 56.553 | |
| 36 | 2:02.324 | 36.747 | 93 | 30.025 | 279 | 55.552 | | 120 | 2:04.079 | 37.648 | 99 | 30.722 | 267 | 55.709 | |
| 37 | 2:04.195 | 37.546 | 91 | 30.968 | 278 | 55.681 | | 121 | 2:01.690 | 36.886 | 95 | 30.450 | 279 | 54.354 | |
| 38 | 2:02.269 | 36.829 | 96 | 30.391 | 278 | 55.049 | | 122 | 2:04.056 | 37.145 | 96 | 31.528 | 278 | 55.383 | |
| 39 | 2:20.151 | 44.938 | 81 | 38.750 | 255 | 56.463 | | 123 | 2:02.966 | 37.493 | 97 | 30.346 | 278 | 55.127 | |
| 40 | 2:21.966 | 36.995 | 100 | 44.632 | 237 | 1:00.339 | | 124 | 2:02.594 | 36.999 | 98 | 30.678 | 278 | 54.917 | |
| 41 | 2:16.171 | 46.994 | 89 | 32.922 | 273 | 56.255 | | 125 | 2:02.862 | 37.035 | 90 | 30.554 | 278 | 55.273 | |
| 42 | 2:12.260 | 39.296 | 93 | 30.636 | 279 | 1:02.328 | | 126 | 2:04.407 | 37.004 | 98 | 30.582 | 278 | 56.821 | |
| 43 | 2:54.498 | 1:02.300 | 91 | 53.298 | 263 | 58.900 | | 127 | 2:03.809 | 38.042 | 101 | 30.653 | 279 | 55.114 | |
| 44 | 2:48.526 | 50.471 | 94 | 59.436 | 206 | 58.619 | | 128 | 2:02.102 | 36.928 | 98 | 30.280 | 279 | 54.894 | |
| 45 | 2:18.592 | 38.610 | 97 | 38.864 | 186 | 1:01.118 | | 129 | 2:02.755 | 36.897 | 94 | 30.504 | 279 | 55.354 | |
| 46 | 3:45.817 | 40.593 | 98 | 35.479 | 161 | 2:29.745 | | 130 | 2:02.019 | 36.593 | 96 | 30.091 | 278 | 55.335 | |
| 47 | 2:54.135 | 1:26.411 | 97 | 30.963 | 279 | 56.761 | | 131 | 2:03.439 | 37.559 | 102 | 30.816 | 278 | 55.064 | |
| 48 | 2:05.155 | 37.390 | 97 | 31.315 | 277 | 56.450 | | 132 | 2:02.671 | 37.172 | 99 | 30.601 | 279 | 54.898 | |
| 49 | 2:06.072 | 38.164 | 97 | 30.738 | 278 | 57.170 | | 133 | 2:03.226 | 37.252 | 76 | 31.029 | 278 | 54.945 | |
| 50 | 2:04.864 | 38.426 | 97 | 30.915 | 279 | 55.523 | | 134 | 2:02.575 | 37.189 | 90 | 30.483 | 278 | 54.903 | |
| 51 | 2:03.842 | 37.214 | 99 | 30.913 | 279 | 55.715 | | 135 | 2:04.760 | 38.181 | 90 | 31.013 | 279 | 55.566 | |
| 52 | 2:04.128 | 37.470 | 102 | 30.702 | 279 | 55.956 | | 136 | 3:26.394 | 37.112 | 97 | 30.449 | 278 | 2:18.833 | |
| 53 | 2:04.286 | 37.316 | 102 | 30.710 | 278 | 56.260 | | 137 | 2:25.597 | 58.010 | 92 | 31.345 | 276 | 56.242 | |
| 54 | 2:07.096 | 39.094 | 99 | 30.831 | 278 | 57.171 | | 138 | 2:04.055 | 37.849 | 98 | 30.745 | 278 | 55.461 | |
| 55 | 2:03.294 | 37.227 | 101 | 30.587 | 278 | 55.480 | | 139 | 2:04.214 | 37.384 | 97 | 31.019 | 278 | 55.811 | |
| 56 | 2:05.282 | 38.030 | 97 | 30.895 | 278 | 56.357 | | 140 | 2:04.204 | 37.270 | 93 | 30.816 | 279 | 56.118 | |
| 57 | 2:04.406 | 37.869 | 99 | 30.672 | 278 | 55.865 | | 141 | 2:04.716 | 37.709 | 96 | 30.716 | 279 | 56.291 | |
| 58 | 2:03.459 | 37.481 | 99 | 30.485 | 279 | 55.493 | | 142 | 2:05.184 | 39.018 | 97 | 30.591 | 278 | 55.575 | |
| 59 | 2:06.458 | 37.756 | 97 | 30.705 | 265 | 57.997 | | 143 | 2:03.285 | 37.316 | 96 | 30.595 | 278 | 55.374 | |
| 60 | 2:04.199 | 37.654 | 99 | 30.652 | 277 | 55.893 | | 144 | 2:04.278 | 37.072 | 95 | 30.454 | 278 | 56.752 | |
| 61 | 2:03.230 | 37.332 | 98 | 30.601 | 278 | 55.297 | | 145 | 2:04.008 | 37.946 | 98 | 30.393 | 278 | 55.669 | |
| 62 | 2:04.323 | 38.519 | 98 | 30.786 | 278 | 55.018 | | 146 | 2:05.177 | 37.319 | 96 | 30.731 | 278 | 57.127 | |
| 63 | 2:03.781 | 37.281 | 99 | 30.623 | 278 | 55.877 | | 147 | 2:05.495 | 38.314 | 88 | 30.623 | 278 | 56.558 | |
| 64 | 2:03.845 | 37.140 | 98 | 30.515 | 278 | 56.190 | | 148 | 2:05.711 | 38.266 | 89 | 30.818 | 278 | 56.627 | |
| 65 | 2:03.571 | 37.484 | 100 | 30.745 | 278 | 55.342 | | 149 | 2:03.023 | 37.367 | 97 | 30.553 | 278 | 55.103 | |
| 66 | 2:03.758 | 37.196 | 99 | 30.581 | 278 | 55.981 | | 150 | 2:02.944 | 37.223 | 96 | 30.575 | 279 | 55.146 | |
| 67 | 2:04.770 | 37.268 | 98 | 30.634 | 278 | 56.868 | | 151 | 2:03.679 | 37.400 | 92 | 30.780 | 266 | 55.499 | |
| 68 | 2:05.752 | 37.712 | 96 | 31.029 | 265 | 57.011 | | 152 | 2:04.614 | 37.717 | 94 | 31.315 | 265 | 55.582 | |
| 69 | 2:03.588 | 37.531 | 98 | 30.577 | 278 | 55.480 | | 153 | 2:04.109 | 37.429 | 95 | 30.828 | 278 | 55.852 | |
| 70 | 2:04.601 | 38.039 | 102 | 30.719 | 278 | 55.843 | | 154 | 2:03.728 | 37.368 | 95 | 30.835 | 278 | 55.525 | |
| 71 | 2:04.998 | 38.077 | 81 | 30.998 | 278 | 55.923 | | 155 | 2:04.151 | 37.657 | 95 | 30.693 | 278 | 55.801 | |
| 72 | 2:03.829 | 37.505 | 100 | 30.646 | 278 | 55.678 | | 156 | 2:04.044 | 37.579 | 94 | 30.811 | 278 | 55.654 | |
| 73 | 2:03.779 | 37.487 | 93 | 30.754 | 278 | 55.538 | | 157 | 2:05.594 | 37.705 | 89 | 30.973 | 279 | 56.916 | |

# Blancpain Endurance Series

## Lap analysis Race

Provisional

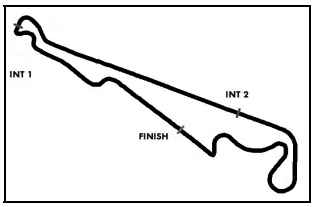


Circuit Paul Ricard Short, Length: 5791 m
Air temperature: 19.6°C
Track temperature: 20.3°C
Weather condition: Dry

Saturday 20.6.2015 17:00

# Lap analysis: Race

| Lap | Time | SE1 | SP1 | SE2 | SP2 | SE3 | SP3 | Lap | Time | SE1 | SP1 | SE2 | SP2 | SE3 | SP3 |
|---|---|---|---|---|---|---|---|---|---|---|---|---|---|---|---|
| 74 | 2:04.178 | 37.289 | 95 | 30.579 | 278 | 56.310 | | 158 | 2:03.342 | 37.503 | 96 | 30.598 | 278 | 55.241 | |
| 75 | 2:04.428 | 37.710 | 96 | 30.593 | 278 | 56.125 | | 159 | 2:04.204 | 37.606 | 95 | 31.146 | 279 | 55.452 | |
| 76 | 2:05.678 | 38.474 | 84 | 30.965 | 278 | 56.239 | | 160 | 2:04.634 | 38.303 | 97 | 30.810 | 278 | 55.521 | |
| 77 | 3:21.812 | 38.005 | 97 | 30.558 | 278 | 2:13.249 | | 161 | 2:04.728 | 37.446 | 96 | 31.300 | 278 | 55.982 | |
| 78 | 2:20.434 | 56.713 | ***105*** | 30.377 | 279 | 53.344 | | 162 | 2:03.035 | 37.264 | 95 | 30.439 | 278 | 55.332 | |
| 79 | 1:59.791 | 36.159 | 103 | 30.072 | 278 | 53.560 | | 163 | 2:03.196 | 37.313 | 94 | 30.553 | 278 | 55.330 | |
| 80 | 2:00.117 | 36.444 | 104 | 30.080 | 279 | 53.593 | | 164 | 2:03.378 | 37.557 | 96 | 30.631 | 278 | 55.190 | |
| 81 | 2:00.788 | 36.246 | 101 | 30.059 | 278 | 54.483 | | 165 | 2:03.246 | 37.301 | 92 | 30.613 | 277 | 55.332 | |
| 82 | 2:01.816 | 37.149 | 103 | 30.030 | 278 | 54.637 | | 166 | 2:04.294 | 37.219 | 94 | 30.624 | 276 | 56.451 | |
| 83 | 2:00.771 | 37.041 | 103 | 30.105 | 277 | 53.625 | | 167 | 2:05.299 | 37.841 | 91 | 30.699 | 277 | 56.759 | |
| 84 | 2:00.535 | 36.480 | 102 | 30.252 | 278 | 53.803 | | | | | | | | | |

**28** Bordet, FRA/ Viron, FRA/ Orgeval, FRA , **theoretical besttime: 2:01.907**

| | | | | | | | | | | | | | | | |
|---|---|---|---|---|---|---|---|---|---|---|---|---|---|---|---|
| 1 | 3:55.171 | 54.975 | 90 | 1:09.401 | 64 | 1:50.795 | | 48 | 2:07.290 | 39.043 | ***100*** | 31.272 | 282 | 56.975 | |
| 2 | 2:47.514 | 41.916 | 95 | 32.798 | 285 | 1:32.800 | | 49 | 2:07.050 | 39.023 | 96 | 30.957 | 283 | 57.070 | |
| 3 | 3:10.223 | 51.838 | 92 | 54.356 | 215 | 1:24.029 | | 50 | 2:06.698 | 38.610 | 96 | 30.614 | 285 | 57.474 | |
| 4 | 2:05.747 | 38.323 | 95 | 30.476 | ***286*** | 56.948 | | 51 | 2:05.923 | 38.663 | 90 | 30.834 | 281 | 56.426 | |
| 5 | 2:06.711 | 38.545 | 98 | 30.682 | 286 | 57.484 | | 52 | 2:06.202 | 38.408 | 93 | 31.076 | 273 | 56.718 | |
| 6 | 2:09.609 | 38.949 | 93 | 30.951 | 285 | 59.709 | | 53 | 2:06.605 | 38.251 | 97 | 30.966 | 279 | 57.388 | |
| 7 | 2:08.089 | 38.514 | 93 | 32.332 | 285 | 57.243 | | 54 | 3:54.906 | 39.360 | 89 | 31.355 | 280 | 2:44.191 | |
| 8 | 2:06.547 | 38.777 | 97 | 30.610 | 285 | 57.160 | | 55 | 2:32.709 | 1:00.678 | 86 | 32.425 | 263 | 59.606 | |
| 9 | 2:07.728 | 38.995 | 93 | 31.174 | 284 | 57.559 | | 56 | 2:10.287 | 40.270 | 91 | 31.842 | 278 | 58.175 | |
| 10 | 2:05.697 | 38.581 | 97 | 30.726 | 285 | 56.390 | | 57 | 2:08.586 | 38.877 | 94 | 31.114 | 278 | 58.595 | |
| 11 | 2:05.358 | 38.254 | 99 | 30.496 | ***286*** | 56.608 | | 58 | 2:10.823 | 39.654 | 86 | 32.939 | 269 | 58.230 | |
| 12 | 2:05.394 | 37.992 | 97 | 30.636 | 284 | 56.766 | | 59 | 2:07.756 | 38.311 | 90 | 30.968 | 279 | 58.477 | |
| 13 | 2:04.484 | 38.096 | 98 | ***30.294*** | ***286*** | 56.094 | | 60 | 2:08.449 | 39.683 | 89 | 31.257 | 280 | 57.509 | |
| 14 | 2:06.653 | 38.056 | 94 | 30.800 | 283 | 57.797 | | 61 | 2:08.542 | 39.480 | 91 | 31.636 | 278 | 57.426 | |
| 15 | 2:06.841 | 38.275 | 90 | 30.850 | 284 | 57.716 | | 62 | 2:07.336 | 38.712 | 96 | 31.127 | 279 | 57.497 | |
| 16 | 2:06.990 | 38.444 | 95 | 31.132 | 285 | 57.414 | | 63 | 2:07.062 | 38.259 | 95 | 31.297 | 279 | 57.506 | |
| 17 | 2:07.915 | 39.015 | 93 | 31.386 | 284 | 57.514 | | 64 | 2:06.789 | 38.211 | 89 | 31.142 | 280 | 57.436 | |
| 18 | 2:07.510 | 38.825 | 90 | 31.682 | 278 | 57.003 | | 65 | 2:07.957 | 38.596 | 89 | 30.999 | 279 | 58.362 | |
| 19 | 2:08.587 | 38.465 | 98 | 31.035 | 283 | 59.087 | | 66 | 2:07.506 | 38.637 | 89 | 31.277 | 281 | 57.592 | |
| 20 | 2:06.436 | 38.742 | 98 | 30.600 | 286 | 57.094 | | 67 | 2:07.470 | 38.389 | 97 | 31.261 | 278 | 57.820 | |
| 21 | 2:07.094 | 38.798 | 89 | 30.999 | 285 | 57.297 | | 68 | 2:07.155 | 38.490 | 97 | 31.174 | 276 | 57.491 | |
| 22 | 2:09.012 | 38.350 | 97 | 30.701 | 284 | 59.961 | | 69 | 2:09.481 | 39.524 | 89 | 31.496 | 281 | 58.461 | |
| 23 | 2:09.361 | 39.620 | 95 | 30.934 | 286 | 58.807 | | 70 | 2:10.408 | 39.299 | 88 | 32.317 | 277 | 58.792 | |
| 24 | 2:06.611 | 38.765 | 99 | 30.537 | 283 | 57.309 | | 71 | 2:10.956 | 38.560 | 95 | 32.505 | 259 | 59.891 | |
| 25 | 2:06.486 | 38.172 | 96 | 31.220 | 281 | 57.094 | | 72 | 2:14.134 | 39.534 | 97 | 31.981 | 276 | 1:02.619 | |
| 26 | 2:03:42.94 | | | | 66 | 2:00:37.44 | | 73 | 2:09.454 | 39.623 | 93 | 31.555 | 278 | 58.276 | |
| 27 | 2:33.938 | 1:03.569 | 80 | 33.539 | 276 | 56.830 | | 74 | 2:09.662 | 39.410 | 96 | 31.430 | 278 | 58.822 | |
| 28 | 2:08.575 | 39.055 | 94 | 31.405 | 279 | 58.115 | | 75 | 2:09.214 | | | | 276 | 58.806 | |
| 29 | 2:08.182 | 38.897 | 94 | 31.262 | 276 | 58.023 | | 76 | 2:10.744 | 39.016 | 94 | 31.247 | 280 | 1:00.481 | |
| 30 | 2:07.747 | 38.480 | 87 | 31.319 | 269 | 57.948 | | 77 | 2:09.761 | 39.543 | 86 | 32.206 | 279 | 58.012 | |
| 31 | 2:07.511 | 38.329 | 98 | 31.384 | 283 | 57.798 | | 78 | 3:22.540 | 39.090 | 94 | 32.058 | 265 | 2:11.392 | |
| 32 | 2:06.555 | 38.113 | 97 | 30.892 | 281 | 57.550 | | 79 | 2:24.884 | 58.613 | 95 | 30.994 | 279 | 55.277 | |
| 33 | 2:07.056 | 39.240 | 96 | 30.799 | 284 | 57.017 | | 80 | 2:04.540 | 37.154 | 97 | 30.737 | 280 | 56.649 | |
| 34 | 2:08.473 | 37.915 | 91 | 30.665 | 276 | 59.893 | | 81 | 2:03.445 | 38.158 | 94 | 30.461 | 283 | ***54.826*** | |
| 35 | 2:13.242 | 38.713 | 86 | 35.097 | 201 | 59.432 | | 82 | 2:02.715 | 36.854 | 92 | 30.658 | 281 | 55.203 | |
| 36 | 2:06.747 | 38.623 | 90 | 31.241 | 281 | 56.883 | | 83 | ***2:02.029*** | 36.857 | 95 | 30.301 | 283 | 54.871 | |
| 37 | 2:54.412 | 37.981 | 93 | 37.670 | 122 | 1:38.761 | | 84 | 2:02.316 | ***36.787*** | 99 | 30.347 | 283 | 55.182 | |
| 38 | 3:29.204 | 58.417 | 92 | 1:06.362 | 72 | 1:24.425 | | 85 | 2:02.806 | 37.016 | 97 | 30.488 | 281 | 55.302 | |
| 39 | 2:07.459 | 39.709 | 95 | 30.935 | ***286*** | 56.815 | | 86 | 2:02.812 | 36.865 | 96 | 30.454 | 281 | 55.493 | |
| 40 | 2:06.344 | 38.877 | 88 | 30.670 | 283 | 56.797 | | 87 | 2:02.646 | 36.964 | 97 | 30.497 | 282 | 55.185 | |
| 41 | 2:10.960 | 39.588 | 84 | 31.157 | 286 | 1:00.215 | | 88 | 2:02.994 | 36.890 | 96 | 30.381 | 281 | 55.723 | |
| 42 | 2:08.884 | 39.982 | 85 | 31.039 | 286 | 57.863 | | 89 | 2:04.148 | 37.515 | 89 | 30.713 | 281 | 55.920 | |
| 43 | 2:07.512 | 39.313 | 90 | 30.766 | ***286*** | 57.433 | | 90 | 2:04.075 | 37.491 | 97 | 30.452 | 282 | 56.132 | |
| 44 | 2:05.415 | 38.496 | 90 | 30.801 | 283 | 56.118 | | 91 | 2:04.367 | 38.068 | 95 | 30.537 | 269 | 55.762 | |
| 45 | 2:06.265 | 37.916 | 88 | 31.212 | 278 | 57.137 | | 92 | 2:04.165 | 37.317 | 95 | 30.562 | 283 | 56.286 | |
| 46 | 2:09.469 | 39.509 | 91 | 31.475 | 276 | 58.485 | | 93 | 2:03.717 | 37.250 | 97 | 30.634 | 283 | 55.833 | |
| 47 | 2:08.974 | 39.886 | 94 | 31.030 | 281 | 58.058 | | | | | | | | | |

# Blancpain Endurance Series

## Lap analysis Race

Provisional

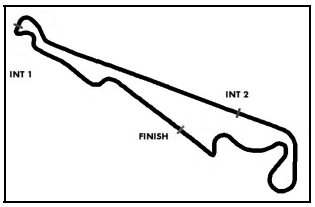


Circuit Paul Ricard Short, Length: 5791 m
Air temperature: 19.6°C
Track temperature: 20.3°C
Weather condition: Dry

Saturday 20.6.2015 17:00

## Lap analysis: Race

**30** Hirschi, CHE/ Kelders, BEL/ Hirschi, CHE , **theoretical besttime: 2:00.698**

| Lap | Time | SE1 | SP1 | SE2 | SP2 | SE3 | SP3 |
|---|---|---|---|---|---|---|---|
| 1 | 3:50.325 | 49.681 | 90 | 1:05.150 | 69 | 1:55.494 | |
| 2 | 2:42.713 | 42.821 | 66 | 32.056 | 269 | 1:27.836 | |
| 3 | 3:12.563 | 52.424 | 84 | 51.237 | 222 | 1:28.902 | |
| 4 | 2:03.337 | 37.667 | 96 | 30.544 | 269 | 55.126 | |
| 5 | 2:05.526 | 38.765 | 98 | 30.853 | 268 | 55.908 | |
| 6 | 2:04.232 | 37.767 | 97 | 30.473 | 268 | 55.992 | |
| 7 | 2:02.851 | 37.540 | 97 | 30.414 | 269 | 54.897 | |
| 8 | 2:03.133 | 37.501 | 99 | 30.376 | 267 | 55.256 | |
| 9 | 2:03.024 | 37.358 | 98 | 30.619 | 268 | 55.047 | |
| 10 | 2:04.516 | 37.211 | 97 | 30.752 | 268 | 56.553 | |
| 11 | 2:03.393 | 38.262 | 96 | 30.444 | 269 | 54.687 | |
| 12 | 2:03.147 | 37.626 | 96 | 30.608 | 269 | 54.913 | |
| 13 | 2:03.860 | 37.843 | 99 | 30.544 | 268 | 55.473 | |
| 14 | 2:05.129 | 38.370 | 97 | 31.418 | 267 | 55.341 | |
| 15 | 2:04.549 | 37.465 | 92 | 30.561 | 267 | 56.523 | |
| 16 | 2:51.805 | 1:21.697 | 86 | 31.464 | 269 | 58.644 | |
| 17 | 12:57.813 | 41.483 | | 45.958 | 195 | 11:30.372 | |
| 18 | 2:25.364 | 59.153 | 102 | 30.665 | 269 | 55.546 | |
| 19 | 2:05.308 | 37.981 | 101 | 30.991 | 269 | 56.336 | |
| 20 | 2:03.962 | 37.827 | 102 | 30.980 | 270 | 55.155 | |
| 21 | 2:03.916 | 37.919 | ***103*** | 31.079 | 269 | 54.918 | |
| 22 | 2:05.798 | 37.273 | 97 | 30.746 | ***271*** | 57.779 | |
| 23 | 2:04.553 | 38.091 | 97 | 30.847 | 269 | 55.615 | |
| 24 | 2:02.709 | 37.233 | 99 | 30.763 | 269 | 54.713 | |
| 25 | 2:03.110 | 37.516 | 99 | 30.874 | 269 | 54.720 | |
| 26 | 2:05.070 | 39.110 | 98 | 30.665 | 269 | 55.295 | |
| 27 | 2:04.531 | 37.717 | 97 | 30.547 | 269 | 56.267 | |
| 28 | 2:03.687 | 37.836 | 100 | 30.849 | 270 | 55.002 | |
| 29 | 2:04.833 | 38.362 | 90 | 31.268 | 269 | 55.203 | |
| 30 | 2:04.674 | 38.102 | 97 | 30.887 | 270 | 55.685 | |
| 31 | 2:03.031 | 37.398 | 92 | 30.859 | 270 | 54.774 | |
| 32 | 2:03.743 | 37.937 | 99 | 30.752 | 269 | 55.054 | |
| 33 | 2:10.223 | 38.769 | 96 | 32.891 | 268 | 58.563 | |
| 34 | 5:16.026 | 40.563 | 92 | 1:04.470 | 203 | 3:30.993 | |
| 35 | 2:25.855 | 57.875 | 98 | 31.995 | 270 | 55.985 | |
| 36 | 2:55.364 | 59.248 | 93 | 58.689 | 260 | 57.427 | |
| 37 | 2:46.153 | 49.819 | 99 | 58.576 | 236 | 57.758 | |
| 38 | 2:17.238 | 38.830 | 97 | 37.776 | 206 | 1:00.632 | |
| 39 | 2:17.718 | 40.183 | 95 | 32.925 | 196 | 1:04.610 | |
| 40 | 1:23:21.18 | 45.541 | 76 | 44.147 | 164 | 1:21:51.50 | |
| 41 | 2:02.609 | | | | | | |
| 42 | 2:03.161 | | | | | | |
| 43 | 2:01.394 | | | | | | |
| 44 | 2:01.015 | | | | | | |
| 45 | 2:02.143 | | | | | | |
| 46 | 2:03.623 | | | | | | |
| 47 | 6:50.595 | | | | | | |
| 48 | 3:47.951 | | | | | | |
| 49 | 2:02.873 | | | | | | |
| 50 | 2:02.217 | | | | | | |
| 51 | 2:04.023 | | | | | | |
| 52 | 2:01.354 | | | | | | |
| 53 | 2:00.361 | | | | | | |
| 54 | 2:00.265 | | | | | | |
| 55 | 1:59.889 | | | | | | |
| 56 | ***1:59.673*** | | | | | | |
| 57 | 2:00.611 | | | | | | |
| 58 | 2:01.055 | | | | | | |
| 59 | 2:03.192 | | | | | | |
| 60 | 2:02.375 | | | | | | |
| 61 | 2:02.594 | | | | | | |
| 62 | 2:03.077 | | | | | | |
| 63 | 2:01.016 | | | | | | |
| 64 | 5:39.221 | | | | | | |
| 65 | 2:33.464 | 1:03.657 | 95 | 31.771 | 269 | 58.036 | |
| 66 | 2:07.303 | 38.586 | 92 | 31.350 | 269 | 57.367 | |
| 67 | 2:07.481 | 38.929 | 91 | 31.498 | 269 | 57.054 | |
| 68 | 2:06.876 | 39.075 | 90 | 31.712 | 268 | 56.089 | |
| 69 | 2:06.584 | 38.524 | 95 | 31.311 | 266 | 56.749 | |
| 70 | 2:05.853 | 37.931 | 95 | 31.609 | 269 | 56.313 | |
| 71 | 2:06.117 | 39.452 | 85 | 31.277 | 269 | 55.388 | |
| 72 | 2:04.682 | 37.980 | 98 | 30.896 | 269 | 55.806 | |
| 73 | 2:07.265 | 38.982 | 90 | 31.535 | 269 | 56.748 | |
| 74 | 2:04.936 | 37.558 | 100 | 30.796 | 269 | 56.582 | |
| 75 | 2:06.355 | 38.952 | 67 | 31.850 | 269 | 55.553 | |
| 76 | 2:04.789 | 37.364 | 95 | 30.872 | 269 | 56.553 | |
| 77 | 2:03.760 | 37.566 | 97 | 30.701 | 269 | 55.493 | |
| 78 | 2:07.037 | 37.786 | 94 | 31.150 | 270 | 58.101 | |
| 79 | 2:06.553 | 37.766 | 86 | 31.442 | 269 | 57.345 | |
| 80 | 2:05.337 | 38.707 | 97 | 31.216 | 269 | 55.414 | |
| 81 | 2:03.761 | 37.136 | 96 | 31.044 | 270 | 55.581 | |
| 82 | 2:06.601 | 38.589 | 82 | 31.957 | 269 | 56.055 | |
| 83 | 2:05.286 | 38.390 | 94 | 31.301 | 269 | 55.595 | |
| 84 | 2:04.627 | 37.596 | 93 | 31.329 | 269 | 55.702 | |
| 85 | 2:05.403 | 38.139 | 95 | 31.421 | 269 | 55.843 | |
| 86 | 2:06.243 | 37.582 | 92 | 31.160 | 269 | 57.501 | |
| 87 | 2:11.249 | 40.049 | 92 | 31.755 | 269 | 59.445 | |
| 88 | 2:07.417 | 38.791 | 90 | 31.693 | 269 | 56.933 | |
| 89 | 2:05.658 | 37.909 | 93 | 31.076 | 269 | 56.673 | |
| 90 | 3:53.414 | 39.826 | 86 | 31.519 | 270 | 2:42.069 | |
| 91 | 2:26.296 | 58.649 | 101 | 31.481 | 270 | 56.166 | |
| 92 | 2:06.312 | 38.853 | 100 | 31.069 | 269 | 56.390 | |
| 93 | 2:04.538 | 37.809 | 96 | 31.202 | 269 | 55.527 | |
| 94 | 2:05.047 | 38.731 | 93 | 31.062 | 269 | 55.254 | |
| 95 | 2:05.597 | 39.203 | 95 | 30.987 | 269 | 55.407 | |
| 96 | 2:03.582 | 37.599 | 99 | 30.922 | 269 | 55.061 | |
| 97 | 2:03.454 | 37.607 | 97 | 30.757 | 269 | 55.090 | |
| 98 | 2:03.568 | 37.642 | 97 | 30.760 | 269 | 55.166 | |
| 99 | 2:04.896 | 37.640 | 97 | 30.947 | 269 | 56.309 | |
| 100 | 2:04.445 | 37.742 | 97 | 31.255 | 268 | 55.448 | |
| 101 | 2:06.444 | 39.619 | 74 | 31.299 | 269 | 55.526 | |
| 102 | 2:07.374 | 38.358 | 90 | 32.367 | 269 | 56.649 | |
| 103 | 2:06.373 | 38.309 | 91 | 31.381 | 269 | 56.683 | |
| 104 | 3:18.199 | | | | 270 | 2:06.239 | |
| 105 | 2:27.783 | 59.885 | 98 | 31.013 | 268 | 56.885 | |
| 106 | 2:05.030 | 37.159 | 96 | 30.781 | 269 | 57.090 | |
| 107 | 2:03.810 | 38.440 | 97 | 30.988 | 269 | 54.382 | |
| 108 | 2:03.826 | 36.983 | 90 | 30.736 | 269 | 56.107 | |
| 109 | 2:01.961 | 36.766 | 94 | 30.709 | 268 | 54.486 | |
| 110 | 2:01.369 | ***36.348*** | 86 | 30.704 | 267 | 54.317 | |
| 111 | 2:01.434 | 36.718 | 92 | 30.601 | 268 | 54.115 | |
| 112 | 2:00.883 | 36.419 | 100 | 30.465 | 268 | ***53.999*** | |
| 113 | 2:02.182 | 37.305 | 98 | ***30.351*** | 267 | 54.526 | |
| 114 | 12:29.970 | 37.197 | 99 | 30.502 | 268 | 11:22.271 | |

# Blancpain Endurance Series

## Lap analysis Race

Provisional

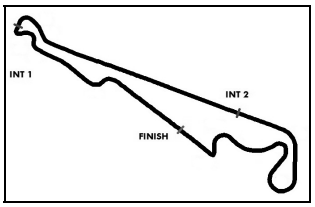


Circuit Paul Ricard Short, Length: 5791 m
Air temperature: 19.6°C
Track temperature: 20.3°C
Weather condition: Dry

Saturday 20.6.2015 17:00

## Lap analysis: Race

**32** Wilson, GBR/ Leonard, GBR/ Meadows, GBR , **theoretical besttime: 1:58.115**

| Lap | Time | SE1 | SP1 | SE2 | SP2 | SE3 | SP3 |
|---|---|---|---|---|---|---|---|
| 1 | 3:45.004 | 44.904 | 97 | 1:01.148 | 98 | 1:58.952 | |
| 2 | 2:21.584 | 40.323 | 69 | 31.340 | 275 | 1:09.921 | |
| 3 | 3:18.542 | 49.533 | 83 | 52.694 | 164 | 1:36.315 | |
| 4 | 2:00.060 | 36.506 | 101 | 30.088 | 275 | 53.466 | |
| 5 | 2:00.347 | 36.363 | 101 | 29.982 | 274 | 54.002 | |
| 6 | 2:00.217 | 36.491 | 102 | 29.952 | ***276*** | 53.774 | |
| 7 | 1:59.182 | 36.271 | 103 | 29.967 | 274 | 52.944 | |
| 8 | 1:58.966 | 35.954 | 103 | 29.980 | 275 | 53.032 | |
| 9 | 2:00.056 | 36.326 | ***106*** | 29.903 | 275 | 53.827 | |
| 10 | 2:00.284 | 36.373 | 103 | ***29.892*** | 275 | 54.019 | |
| 11 | 2:00.540 | 37.009 | 100 | 30.116 | 275 | 53.415 | |
| 12 | 1:59.663 | 36.243 | 102 | 30.037 | 275 | 53.383 | |
| 13 | 2:00.813 | 37.080 | 95 | 30.139 | 275 | 53.594 | |
| 14 | 1:59.957 | 36.162 | 100 | 30.120 | 275 | 53.675 | |
| 15 | 2:00.179 | 36.389 | 101 | 30.083 | 273 | 53.707 | |
| 16 | 2:00.270 | 36.345 | 101 | 30.117 | 275 | 53.808 | |
| 17 | 8:23.829 | 37.167 | 86 | 32.643 | 276 | 7:14.019 | |
| 18 | 2:25.189 | 58.216 | 94 | 31.162 | 274 | 55.811 | |
| 19 | 2:01.589 | 36.866 | 99 | 30.402 | 275 | 54.321 | |
| 20 | 2:02.427 | 37.228 | 101 | 30.354 | 274 | 54.845 | |
| 21 | 2:03.056 | 37.406 | 97 | 30.665 | 273 | 54.985 | |
| 22 | 2:03.931 | 37.452 | 98 | 30.604 | 276 | 55.875 | |
| 23 | 2:05.262 | 37.629 | 96 | 30.573 | 275 | 57.060 | |
| 24 | 2:05.478 | | | | 275 | 54.981 | |
| 25 | 2:03.082 | 37.206 | 101 | 30.400 | 273 | 55.476 | |
| 26 | 2:01.946 | 36.937 | 98 | 30.280 | 274 | 54.729 | |
| 27 | 2:02.773 | 37.019 | 98 | 30.320 | 273 | 55.434 | |
| 28 | 2:00.508 | 36.392 | 99 | 30.257 | 275 | 53.859 | |
| 29 | 2:02.855 | 36.688 | 98 | 31.176 | 275 | 54.991 | |
| 30 | 2:01.841 | 36.286 | 100 | 30.246 | 274 | 55.309 | |
| 31 | 2:00.652 | 36.415 | 100 | 30.287 | 274 | 53.950 | |
| 32 | 2:00.890 | 36.500 | 95 | 30.459 | 275 | 53.931 | |
| 33 | 2:00.671 | 36.438 | 101 | 30.414 | 274 | 53.819 | |
| 34 | 2:01.806 | 36.414 | 96 | 30.489 | 274 | 54.903 | |
| 35 | 3:00.859 | 36.639 | 99 | 30.438 | 274 | 1:53.782 | |
| 36 | 2:32.706 | 59.689 | 90 | 36.961 | 260 | 56.056 | |
| 37 | 2:31.175 | 40.200 | 97 | 49.767 | 221 | 1:01.208 | |
| 38 | 2:15.703 | 45.437 | 96 | 33.322 | 259 | 56.944 | |
| 39 | 2:12.309 | 38.981 | 101 | 31.102 | 268 | 1:02.226 | |
| 40 | 2:54.039 | 1:02.013 | 95 | 54.065 | 244 | 57.961 | |
| 41 | 2:47.736 | 51.097 | 88 | 59.855 | 205 | 56.784 | |
| 42 | 2:20.165 | 40.024 | 100 | 38.967 | 193 | 1:01.174 | |
| 43 | 2:17.040 | 39.416 | 100 | 36.903 | 162 | 1:00.721 | |
| 44 | 2:21.673 | 38.688 | 101 | 34.968 | 220 | 1:08.017 | |
| 45 | 2:02.086 | 37.015 | 101 | 30.296 | 276 | 54.775 | |
| 46 | 2:02.620 | 37.168 | 98 | 30.984 | 275 | 54.468 | |
| 47 | 2:00.590 | 36.543 | 102 | 30.346 | 275 | 53.701 | |
| 48 | 2:01.590 | 36.924 | 98 | 30.281 | 276 | 54.385 | |
| 49 | 2:01.679 | 36.855 | 100 | 30.256 | 275 | 54.568 | |
| 50 | 2:02.879 | 37.273 | 99 | 30.326 | 275 | 55.280 | |
| 51 | 2:03.144 | 37.133 | 100 | 30.122 | 275 | 55.889 | |
| 52 | 2:01.743 | 36.697 | 98 | 30.573 | 275 | 54.473 | |
| 53 | 2:00.995 | 36.822 | 95 | 30.353 | 275 | 53.820 | |
| 54 | 2:00.383 | 36.581 | 97 | 30.392 | 275 | 53.410 | |
| 55 | 2:02.674 | 37.079 | 90 | 30.590 | 275 | 55.005 | |
| 56 | 2:01.179 | 36.745 | 98 | 30.383 | 276 | 54.051 | |
| 57 | 2:01.228 | 36.730 | 97 | 30.400 | 275 | 54.098 | |
| 58 | 2:01.728 | 36.790 | 101 | 30.419 | 276 | 54.519 | |
| 59 | 2:00.354 | 36.479 | 99 | 30.248 | 274 | 53.627 | |
| 85 | 2:01.887 | 37.066 | 96 | 30.419 | 276 | 54.402 | |
| 86 | 2:02.198 | 37.051 | 95 | 30.611 | 276 | 54.536 | |
| 87 | 2:02.623 | 37.564 | 95 | 30.436 | 275 | 54.623 | |
| 88 | 2:03.542 | 38.143 | 96 | 30.532 | 275 | 54.867 | |
| 89 | 3:07.188 | 37.366 | 94 | 30.677 | 275 | 1:59.145 | |
| 90 | 2:37.932 | 59.385 | 101 | 32.665 | 244 | 1:05.882 | |
| 91 | 2:07.384 | 39.166 | 100 | 31.716 | 274 | 56.502 | |
| 92 | 2:37.919 | 37.772 | 99 | 30.698 | 275 | 1:29.449 | |
| 93 | 3:24.221 | 58.301 | 99 | 1:04.618 | 72 | 1:21.302 | |
| 94 | 2:17.065 | 38.558 | 96 | 41.615 | 274 | 56.892 | |
| 95 | 2:04.367 | 38.408 | 101 | 30.490 | 275 | 55.469 | |
| 96 | 2:02.825 | 37.663 | 102 | 30.416 | 274 | 54.746 | |
| 97 | 2:03.714 | 37.074 | 101 | 30.374 | 276 | 56.266 | |
| 98 | 2:05.217 | 38.012 | 92 | 30.392 | 276 | 56.813 | |
| 99 | 2:04.940 | 38.117 | 96 | 30.612 | 276 | 56.211 | |
| 100 | 2:03.662 | 37.317 | 102 | 30.519 | ***276*** | 55.826 | |
| 101 | 2:03.927 | 37.059 | 103 | 31.065 | ***276*** | 55.803 | |
| 102 | 2:03.771 | 38.498 | 98 | 30.353 | 275 | 54.920 | |
| 103 | 2:02.934 | 37.727 | 104 | 30.540 | 274 | 54.667 | |
| 104 | 2:03.831 | 37.804 | 100 | 30.328 | 275 | 55.699 | |
| 105 | 2:02.327 | 37.361 | 96 | 30.452 | 275 | 54.514 | |
| 106 | 2:01.910 | 36.866 | 102 | 30.253 | 276 | 54.791 | |
| 107 | 2:02.047 | 36.980 | 101 | 30.242 | 276 | 54.825 | |
| 108 | 2:01.260 | 36.892 | 101 | 30.379 | 275 | 53.989 | |
| 109 | 2:01.226 | 36.542 | 101 | 30.303 | 275 | 54.381 | |
| 110 | 2:02.258 | 37.331 | 101 | 30.260 | 275 | 54.667 | |
| 111 | 2:00.989 | 36.812 | 100 | 30.318 | 275 | 53.859 | |
| 112 | 2:00.425 | 36.343 | 101 | 30.376 | 275 | 53.706 | |
| 113 | 2:00.777 | 36.513 | 100 | 30.397 | 275 | 53.867 | |
| 114 | 2:00.413 | 36.441 | 99 | 30.261 | 275 | 53.711 | |
| 115 | 2:01.869 | 36.930 | 100 | 30.342 | 275 | 54.597 | |
| 116 | 2:02.186 | 37.403 | 96 | 30.603 | 274 | 54.180 | |
| 117 | 2:42.466 | 36.927 | 97 | 30.502 | 274 | 1:35.037 | |
| 118 | 2:24.541 | 58.065 | 97 | 30.669 | 275 | 55.807 | |
| 119 | 2:01.772 | 37.023 | 100 | 30.494 | 274 | 54.255 | |
| 120 | 2:01.668 | 36.821 | 100 | 30.698 | 275 | 54.149 | |
| 121 | 2:02.178 | 37.104 | 99 | 30.620 | 275 | 54.454 | |
| 122 | 2:02.329 | 36.726 | 99 | 30.519 | 275 | 55.084 | |
| 123 | 2:03.034 | 37.429 | 96 | 30.786 | 275 | 54.819 | |
| 124 | 2:02.031 | 36.985 | 97 | 30.730 | 274 | 54.316 | |
| 125 | 2:02.314 | 36.768 | 98 | 30.573 | 274 | 54.973 | |
| 126 | 2:02.524 | 37.232 | 99 | 30.595 | 275 | 54.697 | |
| 127 | 2:01.966 | 37.089 | 98 | 30.806 | 275 | 54.071 | |
| 128 | 2:01.478 | 36.722 | 98 | 30.484 | 276 | 54.272 | |
| 129 | 2:01.678 | 36.749 | 99 | 30.712 | 275 | 54.217 | |
| 130 | 2:02.875 | 37.866 | 98 | 30.657 | 275 | 54.352 | |
| 131 | 2:02.776 | 37.487 | 99 | 30.798 | 275 | 54.491 | |
| 132 | 2:02.810 | 37.151 | 94 | 30.806 | 275 | 54.853 | |
| 133 | 2:02.586 | 37.109 | 98 | 30.590 | 275 | 54.887 | |
| 134 | 2:02.686 | 37.228 | 100 | 30.598 | 274 | 54.860 | |
| 135 | 2:03.848 | 38.004 | 97 | 30.674 | 276 | 55.170 | |
| 136 | 2:04.049 | 37.268 | 94 | 30.710 | 274 | 56.071 | |
| 137 | 2:02.963 | 37.189 | 98 | 30.664 | 275 | 55.110 | |
| 138 | 3:04.539 | 38.040 | 97 | 30.718 | 275 | 1:55.781 | |
| 139 | 2:22.142 | 57.310 | 102 | 30.532 | 275 | 54.300 | |
| 140 | 2:01.479 | 36.335 | 102 | 30.390 | 275 | 54.754 | |
| 141 | 1:59.504 | 36.382 | 101 | 30.216 | 275 | 52.906 | |
| 142 | 2:00.124 | 36.919 | 99 | 30.212 | 275 | 52.993 | |
| 143 | 1:59.790 | 36.044 | 101 | 30.191 | 275 | 53.555 | |

# Blancpain Endurance Series

## Lap analysis Race

Provisional

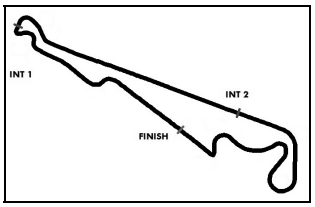


Circuit Paul Ricard Short, Length: 5791 m
Air temperature: 19.6°C
Track temperature: 20.3°C
Weather condition: Dry

Saturday 20.6.2015 17:00

## Lap analysis: Race

| Lap | Time | SE1 | SP1 | SE2 | SP2 | SE3 | SP3 | Lap | Time | SE1 | SP1 | SE2 | SP2 | SE3 | SP3 |
|---|---|---|---|---|---|---|---|---|---|---|---|---|---|---|---|
| 60 | 2:00.717 | 36.814 | 99 | 30.152 | 275 | 53.751 | | 144 | 2:00.011 | 36.902 | 97 | 30.234 | 275 | 52.875 | |
| 61 | 2:00.836 | 36.765 | 97 | 30.293 | 275 | 53.778 | | 145 | 1:58.707 | 35.853 | 100 | 30.230 | 274 | 52.624 | |
| 62 | 2:00.671 | 36.659 | 101 | 30.136 | 275 | 53.876 | | 146 | ***1:58.290*** | ***35.639*** | 101 | 30.067 | 275 | ***52.584*** | |
| 63 | 2:00.922 | 36.512 | 93 | 30.387 | 274 | 54.023 | | 147 | 2:00.250 | 37.119 | | 30.164 | 275 | 52.967 | |
| 64 | 2:01.707 | 36.663 | 95 | 30.671 | 275 | 54.373 | | 148 | 1:59.126 | 36.045 | 101 | 30.173 | 274 | 52.908 | |
| 65 | 2:43.189 | 37.008 | 93 | 30.491 | 274 | 1:35.690 | | 149 | 1:59.209 | 35.862 | 99 | 30.073 | 274 | 53.274 | |
| 66 | 2:21.940 | 56.310 | 98 | 31.369 | 275 | 54.261 | | 150 | 2:00.021 | 36.297 | 99 | 30.105 | 274 | 53.619 | |
| 67 | 2:03.489 | 37.757 | 95 | 30.755 | 274 | 54.977 | | 151 | 2:02.414 | 36.898 | 98 | 30.134 | 275 | 55.382 | |
| 68 | 2:01.679 | 36.886 | 92 | 30.373 | 276 | 54.420 | | 152 | 2:00.655 | 37.231 | 96 | 30.180 | 275 | 53.244 | |
| 69 | 2:01.565 | 37.036 | 92 | 30.265 | 275 | 54.264 | | 153 | 1:59.546 | 36.070 | 99 | 30.145 | 275 | 53.331 | |
| 70 | 2:02.264 | 36.891 | 93 | 30.713 | 275 | 54.660 | | 154 | 2:01.269 | 37.241 | 98 | 30.261 | 274 | 53.767 | |
| 71 | 2:02.518 | 36.977 | 95 | 30.379 | 276 | 55.162 | | 155 | 1:59.574 | 36.044 | 99 | 30.207 | 274 | 53.323 | |
| 72 | 2:02.535 | 36.952 | 96 | 30.493 | 275 | 55.090 | | 156 | 2:02.255 | 37.589 | 97 | 30.407 | 274 | 54.259 | |
| 73 | 2:02.428 | 37.422 | 94 | 30.692 | 275 | 54.314 | | 157 | 2:02.336 | 37.460 | 97 | 30.811 | 274 | 54.065 | |
| 74 | 2:01.829 | 37.148 | 91 | 30.597 | 275 | 54.084 | | 158 | 2:02.995 | 36.332 | 98 | 30.369 | 274 | 56.294 | |
| 75 | 2:02.595 | 37.046 | 91 | 30.482 | 275 | 55.067 | | 159 | 2:00.523 | 36.343 | 97 | 30.462 | 274 | 53.718 | |
| 76 | 2:02.231 | 37.109 | 94 | 30.657 | 275 | 54.465 | | 160 | 2:00.320 | 36.214 | 98 | 30.320 | 275 | 53.786 | |
| 77 | 2:01.882 | 37.149 | 96 | 30.419 | 276 | 54.314 | | 161 | 2:00.646 | 36.441 | 98 | 30.269 | 274 | 53.936 | |
| 78 | 2:02.422 | 37.035 | 97 | 30.479 | 274 | 54.908 | | 162 | 2:01.249 | 37.094 | 96 | 30.370 | 274 | 53.785 | |
| 79 | 2:02.654 | 37.161 | 96 | 30.546 | 275 | 54.947 | | 163 | 2:02.141 | 36.867 | 95 | 30.522 | 274 | 54.752 | |
| 80 | 2:02.438 | 36.773 | 97 | 30.542 | 275 | 55.123 | | 164 | 2:01.403 | 36.850 | 99 | 30.347 | 274 | 54.206 | |
| 81 | 2:01.845 | 37.069 | 98 | 30.378 | 275 | 54.398 | | 165 | 2:02.413 | 36.899 | 96 | 31.232 | 276 | 54.282 | |
| 82 | 2:02.191 | 36.926 | 96 | 30.378 | 275 | 54.887 | | 166 | 2:02.203 | 36.979 | 95 | 30.676 | 274 | 54.548 | |
| 83 | 2:02.800 | 37.013 | 94 | 30.493 | 274 | 55.294 | | 167 | 2:04.172 | 37.050 | 93 | 30.832 | 275 | 56.290 | |
| 84 | 2:02.434 | 37.614 | 98 | 30.476 | 275 | 54.344 | | | | | | | | | |

**33** Heyer, DEU/ Toril, ESP/ Seyffarth, DEU , **theoretical besttime: 1:59.130**

| | | | | | | | | | | | | | | |
|---|---|---|---|---|---|---|---|---|---|---|---|---|---|---|
| 1 | 3:50.027 | 49.799 | 94 | 1:05.956 | 73 | 1:54.272 | | 86 | 3:45.560 | 2:20.759 | ***103*** | 30.534 | 282 | 54.267 |
| 2 | 2:32.970 | 39.500 | 85 | 31.485 | 276 | 1:21.985 | | 87 | 2:00.993 | 36.553 | 102 | 30.143 | 284 | 54.297 |
| 3 | 3:14.177 | 52.678 | 86 | 51.282 | 227 | 1:30.217 | | 88 | 2:00.743 | 36.581 | 97 | 30.231 | 283 | 53.931 |
| 4 | 2:01.115 | 36.799 | 97 | 30.170 | 291 | 54.146 | | 89 | 2:00.396 | 36.417 | 100 | 30.043 | 285 | 53.936 |
| 5 | 2:01.429 | 36.935 | 99 | 29.931 | 290 | 54.563 | | 90 | 2:00.710 | 36.699 | 102 | 30.114 | 286 | 53.897 |
| 6 | 2:01.750 | 36.967 | 99 | 30.125 | 292 | 54.658 | | 91 | 2:01.465 | 36.828 | 102 | 29.928 | 290 | 54.709 |
| 7 | 2:00.872 | 36.792 | 98 | ***29.790*** | 290 | 54.290 | | 92 | 2:04.364 | 37.193 | 98 | 31.003 | 281 | 56.168 |
| 8 | 2:01.135 | 36.873 | 98 | 29.982 | 289 | 54.280 | | 93 | 2:05.861 | 38.358 | 99 | 30.835 | 273 | 56.668 |
| 9 | 2:00.859 | 36.685 | 99 | 30.012 | 291 | 54.162 | | 94 | 2:39.598 | 39.530 | 95 | 30.479 | 285 | 1:29.589 |
| 10 | 2:01.287 | 36.956 | 98 | 29.836 | 293 | 54.495 | | 95 | 3:20.751 | 57.153 | 98 | 1:03.525 | 108 | 1:20.073 |
| 11 | 2:01.363 | 36.846 | 98 | 29.839 | ***296*** | 54.678 | | 96 | 2:01.938 | 37.159 | 94 | 30.322 | 288 | 54.457 |
| 12 | 2:02.707 | 36.837 | 95 | 30.059 | 290 | 55.811 | | 97 | 2:02.973 | 37.579 | 93 | 30.098 | 290 | 55.296 |
| 13 | 2:02.509 | 37.272 | 93 | 30.028 | 283 | 55.209 | | 98 | 2:01.462 | 36.823 | 98 | 29.963 | 283 | 54.676 |
| 14 | 2:02.908 | 37.135 | 99 | 30.003 | 292 | 55.770 | | 99 | 2:00.702 | 36.828 | 101 | 30.013 | 287 | 53.861 |
| 15 | 2:02.719 | 37.119 | 90 | 30.107 | 288 | 55.493 | | 100 | 2:00.941 | 36.791 | 98 | 29.890 | 288 | 54.260 |
| 16 | 2:02.443 | 37.136 | 94 | 30.014 | 290 | 55.293 | | 101 | 2:00.940 | 36.948 | 100 | 29.964 | 287 | 54.028 |
| 17 | 2:02.034 | 37.307 | 94 | 30.179 | 290 | 54.548 | | 102 | 2:00.416 | 36.328 | 98 | 29.943 | 286 | 54.145 |
| 18 | 2:02.877 | 37.709 | 94 | 30.407 | 288 | 54.761 | | 103 | 2:08.007 | 37.769 | 94 | 29.946 | 290 | 1:00.292 |
| 19 | 2:02.103 | 37.051 | 94 | 30.327 | 289 | 54.725 | | 104 | 2:03.258 | 36.641 | 99 | 31.259 | 281 | 55.358 |
| 20 | 2:02.965 | 37.133 | 97 | 30.543 | 287 | 55.289 | | 105 | 2:02.511 | 37.737 | 102 | 30.402 | 286 | 54.372 |
| 21 | 2:03.265 | 37.957 | 96 | 30.527 | 287 | 54.781 | | 106 | 2:01.447 | 36.941 | 102 | 29.935 | 288 | 54.571 |
| 22 | 2:02.131 | 37.140 | 94 | 30.203 | 288 | 54.788 | | 107 | 2:01.718 | 36.717 | 97 | 30.350 | 286 | 54.651 |
| 23 | 2:02.809 | 37.162 | 96 | 30.444 | 286 | 55.203 | | 108 | 2:01.281 | 36.617 | 94 | 29.931 | 290 | 54.733 |
| 24 | 2:03.081 | 37.436 | 94 | 30.415 | 287 | 55.230 | | 109 | 2:01.796 | 36.861 | 95 | 30.070 | 286 | 54.865 |
| 25 | 2:03.459 | 37.377 | 95 | 30.394 | 287 | 55.688 | | 110 | 2:09.182 | 44.584 | 96 | 30.106 | 287 | 54.492 |
| 26 | 2:03.919 | 37.691 | 93 | 30.565 | 288 | 55.663 | | 111 | 2:01.917 | 36.940 | 98 | 30.134 | 284 | 54.843 |
| 27 | 2:19.435 | | | | 285 | 56.510 | | 112 | 2:03.212 | 37.799 | 98 | 30.325 | 281 | 55.088 |
| 28 | 2:15.969 | 37.875 | 95 | 31.127 | 283 | 1:06.967 | | 113 | 2:01.891 | 36.793 | 93 | 30.311 | 282 | 54.787 |
| 29 | 3:40.670 | 2:15.864 | 101 | 30.214 | 288 | 54.592 | | 114 | 2:11.972 | 37.226 | 97 | 30.364 | 282 | 1:04.382 |
| 30 | 2:01.691 | 37.107 | 98 | 30.212 | 286 | 54.372 | | 115 | 2:12.511 | 36.928 | 100 | 30.284 | 283 | 1:05.299 |
| 31 | 2:02.386 | 36.775 | 100 | 30.043 | 290 | 55.568 | | 116 | 3:38.646 | 2:14.921 | 97 | 30.214 | 281 | 53.511 |
| 32 | 2:01.452 | 36.506 | 100 | 30.093 | 290 | 54.853 | | 117 | 1:59.579 | 36.350 | 98 | 30.099 | 282 | 53.130 |
| 33 | 2:01.307 | 36.588 | 97 | 30.128 | 286 | 54.591 | | 118 | 2:00.092 | 36.877 | 94 | 30.087 | 283 | ***53.128*** |

# Blancpain Endurance Series

## Lap analysis Race

Provisional

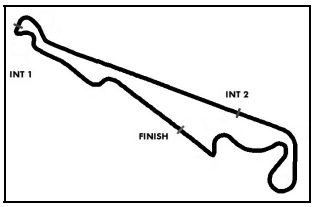


Circuit Paul Ricard Short, Length: 5791 m
Air temperature: 19.6°C
Track temperature: 20.3°C
Weather condition: Dry

Saturday 20.6.2015 17:00

## Lap analysis: Race

| Lap | Time | SE1 | SP1 | SE2 | SP2 | SE3 | SP3 | Lap | Time | SE1 | SP1 | SE2 | SP2 | SE3 | SP3 |
|---|---|---|---|---|---|---|---|---|---|---|---|---|---|---|---|
| 34 | 2:01.251 | 36.861 | 99 | 30.198 | 286 | 54.192 | | 119 | 2:00.291 | 36.944 | 100 | 30.023 | 285 | 53.324 | |
| 35 | 2:02.554 | 36.615 | 99 | 30.235 | 286 | 55.704 | | 120 | 2:01.631 | 36.918 | 99 | 30.475 | 283 | 54.238 | |
| 36 | 2:02.488 | 37.406 | 97 | 30.238 | 286 | 54.844 | | 121 | 2:01.927 | 37.529 | 99 | 30.381 | 281 | 54.017 | |
| 37 | 2:01.414 | 36.725 | 97 | 30.066 | 287 | 54.623 | | 122 | 2:00.349 | 36.304 | 99 | 30.146 | 283 | 53.899 | |
| 38 | 2:12.168 | 36.749 | 100 | 33.207 | 260 | 1:02.212 | | 123 | 2:00.596 | 36.389 | 98 | 30.116 | 285 | 54.091 | |
| 39 | 2:51.644 | 55.089 | 50 | 57.206 | 251 | 59.349 | | 124 | 2:00.505 | 36.498 | 98 | 30.131 | 283 | 53.876 | |
| 40 | 2:12.385 | 39.619 | 97 | 34.224 | 257 | 58.542 | | 125 | 2:01.519 | 36.401 | 98 | 30.082 | 286 | 55.036 | |
| 41 | 2:37.756 | 40.039 | 95 | 34.555 | 233 | 1:23.162 | | 126 | 2:02.713 | 37.430 | 99 | 30.321 | 282 | 54.962 | |
| 42 | 2:59.842 | 59.929 | 87 | 51.656 | 231 | 1:08.257 | | 127 | 2:02.820 | 36.580 | 97 | 30.461 | 285 | 55.779 | |
| 43 | 2:40.917 | 44.151 | 100 | 56.119 | 224 | 1:00.647 | | 128 | 2:01.353 | 36.923 | 96 | 30.345 | 281 | 54.085 | |
| 44 | 2:21.300 | 43.504 | 98 | 38.713 | 217 | 59.083 | | 129 | 2:02.097 | 36.489 | 99 | 30.329 | 286 | 55.279 | |
| 45 | 2:21.625 | 44.643 | 99 | 37.223 | 251 | 59.759 | | 130 | 2:01.517 | 36.692 | 97 | 30.308 | 286 | 54.517 | |
| 46 | 2:32.992 | 40.732 | 97 | 36.895 | 245 | 1:15.365 | | 131 | 2:00.761 | 36.501 | 98 | 30.281 | 282 | 53.979 | |
| 47 | 2:02.559 | 37.162 | 99 | 30.398 | 284 | 54.999 | | 132 | 2:00.881 | 36.670 | 97 | 30.326 | 283 | 53.885 | |
| 48 | 2:02.169 | 37.313 | 98 | 30.087 | 288 | 54.769 | | 133 | 2:00.990 | 36.613 | 98 | 30.292 | 283 | 54.085 | |
| 49 | 2:01.363 | 37.015 | 93 | 30.322 | 283 | 54.026 | | 134 | 2:01.623 | 36.629 | 98 | 30.314 | 283 | 54.680 | |
| 50 | 2:01.709 | 36.839 | 96 | 30.244 | 284 | 54.626 | | 135 | 2:02.597 | 37.349 | 97 | 30.663 | 279 | 54.585 | |
| 51 | 2:01.574 | 37.133 | 99 | 30.488 | 287 | 53.953 | | 136 | 2:01.410 | 36.709 | 94 | 30.379 | 282 | 54.322 | |
| 52 | 2:02.027 | 36.806 | 96 | 30.314 | 286 | 54.907 | | 137 | 2:01.540 | 36.649 | 97 | 30.453 | 283 | 54.438 | |
| 53 | 2:01.610 | 36.893 | 95 | 30.286 | 286 | 54.431 | | 138 | 2:01.586 | 36.779 | 96 | 30.247 | 284 | 54.560 | |
| 54 | 2:11.212 | 37.314 | 94 | 30.212 | 288 | 1:03.686 | | 139 | 2:01.522 | 36.836 | 94 | 30.313 | 283 | 54.373 | |
| 55 | 3:30.122 | 2:06.753 | 100 | 29.970 | 287 | 53.399 | | 140 | 2:01.867 | 36.827 | 92 | 30.456 | 284 | 54.584 | |
| 56 | 2:00.063 | 36.756 | 100 | 29.945 | 288 | 53.362 | | 141 | 2:02.117 | 37.257 | 95 | 30.299 | 282 | 54.561 | |
| 57 | 1:59.714 | 36.252 | 100 | 29.967 | 287 | 53.495 | | 142 | 2:01.132 | 36.624 | 95 | 30.224 | 283 | 54.284 | |
| 58 | ***1:59.395*** | 36.310 | 97 | 29.931 | 288 | 53.154 | | 143 | 2:03.089 | 37.179 | 95 | 30.258 | 283 | 55.652 | |
| 59 | 2:00.056 | 36.514 | 99 | 30.003 | 287 | 53.539 | | 144 | 2:01.621 | 36.901 | 95 | 30.293 | 283 | 54.427 | |
| 60 | 1:59.883 | ***36.212*** | 98 | 29.956 | 286 | 53.715 | | 145 | 2:02.295 | 36.876 | 96 | 30.572 | 281 | 54.847 | |
| 61 | 2:01.389 | 36.550 | 99 | 29.988 | 290 | 54.851 | | 146 | 2:12.468 | 37.095 | 94 | 30.290 | 283 | 1:05.083 | |
| 62 | 2:01.026 | 36.763 | 99 | 30.010 | 286 | 54.253 | | 147 | 3:40.281 | 2:12.987 | 93 | 31.191 | 281 | 56.103 | |
| 63 | 2:00.834 | 36.683 | 97 | 29.824 | 289 | 54.327 | | 148 | 2:05.463 | 38.373 | 95 | 31.151 | 281 | 55.939 | |
| 64 | 2:01.155 | 36.521 | 90 | 30.427 | 285 | 54.207 | | 149 | 2:03.627 | 37.577 | 95 | 30.852 | 281 | 55.198 | |
| 65 | 2:00.482 | 36.600 | 98 | 30.068 | 286 | 53.814 | | 150 | 2:04.143 | 37.506 | 96 | 30.568 | 284 | 56.069 | |
| 66 | 2:00.500 | 36.537 | 98 | 30.148 | 285 | 53.815 | | 151 | 2:04.113 | 37.987 | 95 | 30.533 | 283 | 55.593 | |
| 67 | 2:00.510 | 36.339 | 97 | 30.158 | 286 | 54.013 | | 152 | 2:04.297 | 37.420 | 95 | 30.647 | 282 | 56.230 | |
| 68 | 2:01.788 | 36.668 | 98 | 30.220 | 288 | 54.900 | | 153 | 2:02.525 | 37.057 | 95 | 30.558 | 281 | 54.910 | |
| 69 | 2:01.786 | 37.457 | 96 | 30.226 | 286 | 54.103 | | 154 | 2:02.574 | 37.030 | 98 | 30.394 | 283 | 55.150 | |
| 70 | 2:00.996 | 36.875 | 96 | 30.157 | 285 | 53.964 | | 155 | 2:05.046 | 38.468 | 94 | 30.931 | 283 | 55.647 | |
| 71 | 2:01.692 | 36.967 | 95 | 30.262 | 286 | 54.463 | | 156 | 2:02.190 | 37.174 | 93 | 30.248 | 288 | 54.768 | |
| 72 | 2:01.538 | 36.784 | 97 | 30.226 | 285 | 54.528 | | 157 | 2:02.288 | 37.005 | 95 | 30.445 | 283 | 54.838 | |
| 73 | 2:02.387 | 37.284 | 94 | 30.592 | 284 | 54.511 | | 158 | 2:03.204 | 37.546 | 93 | 30.518 | 282 | 55.140 | |
| 74 | 2:01.399 | 36.903 | 96 | 30.338 | 287 | 54.158 | | 159 | 2:03.240 | 38.109 | 93 | 30.411 | 281 | 54.720 | |
| 75 | 2:01.393 | 36.957 | 96 | 30.238 | 286 | 54.198 | | 160 | 2:03.668 | 37.148 | 95 | 30.474 | 281 | 56.046 | |
| 76 | 2:02.513 | 36.989 | 95 | 30.130 | 286 | 55.394 | | 161 | 2:02.830 | 37.029 | 96 | 30.270 | 282 | 55.531 | |
| 77 | 2:01.749 | 37.155 | 95 | 30.202 | 286 | 54.392 | | 162 | 2:05.170 | 37.630 | 93 | 30.548 | 273 | 56.992 | |
| 78 | 2:03.155 | 37.387 | 100 | 30.309 | 285 | 55.459 | | 163 | 2:02.064 | 37.011 | 93 | 30.378 | 283 | 54.675 | |
| 79 | 2:01.738 | 36.788 | 96 | 30.189 | 290 | 54.761 | | 164 | 2:04.135 | 37.797 | 93 | 31.438 | 281 | 54.900 | |
| 80 | 2:01.267 | 36.901 | 97 | 30.131 | 287 | 54.235 | | 165 | 2:02.834 | 37.390 | 94 | 30.690 | 282 | 54.754 | |
| 81 | 2:01.134 | 36.670 | 98 | 30.130 | 287 | 54.334 | | 166 | 2:04.466 | 37.822 | 92 | 31.199 | 282 | 55.445 | |
| 82 | 2:01.626 | 36.930 | 96 | 30.231 | 287 | 54.465 | | 167 | 2:04.648 | 37.411 | 97 | 30.583 | 283 | 56.654 | |
| 83 | 2:01.275 | 36.879 | 94 | 30.174 | 287 | 54.222 | | 168 | 2:03.749 | 37.407 | 94 | 30.609 | 278 | 55.733 | |
| 84 | 2:02.586 | 36.901 | 97 | 30.202 | 290 | 55.483 | | | | | | | | | |
| 85 | 2:12.536 | 36.860 | 96 | 30.204 | 288 | 1:05.472 | | | | | | | | | |

**34** Schmidt, DEU/ Ehret, DEU/ van der Zande, NLD , **theoretical besttime: 1:58.655**

| | | | | | | | | | | | | | |
|---|---|---|---|---|---|---|---|---|---|---|---|---|---|
| 1 | 3:48.149 | 47.965 | 100 | 1:03.463 | 88 | 1:56.721 | 84 | 2:03.693 | 37.009 | 92 | 30.486 | 282 | 56.198 |
| 2 | 2:29.252 | | | | 282 | 1:16.499 | 85 | 2:03.165 | 37.593 | 96 | 30.309 | 283 | 55.263 |
| 3 | 3:13.753 | 49.452 | 92 | 53.381 | 180 | 1:30.920 | 86 | 2:08.013 | 40.041 | 74 | 32.375 | 281 | 55.597 |
| 4 | 2:00.150 | 36.846 | 99 | 29.803 | 290 | 53.501 | 87 | 2:01.977 | 36.911 | 101 | 30.524 | 281 | 54.542 |
| 5 | 2:00.781 | 36.222 | 99 | 29.744 | 290 | 54.815 | 88 | 2:02.666 | 37.481 | 99 | 30.574 | 280 | 54.611 |
| 6 | 2:01.357 | 36.861 | ***101*** | 29.668 | 292 | 54.828 | 89 | 2:02.147 | 36.923 | 100 | 30.295 | 282 | 54.929 |

# Blancpain Endurance Series

## Lap analysis Race

Provisional

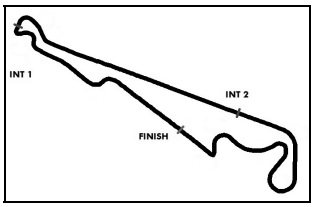


Circuit Paul Ricard Short, Length: 5791 m
Air temperature: 19.6°C
Track temperature: 20.3°C
Weather condition: Dry

Saturday 20.6.2015 17:00

## Lap analysis: Race

| Lap | Time | SE1 | SP1 | SE2 | SP2 | SE3 | SP3 |
|---|---|---|---|---|---|---|---|
| 7 | 2:00.006 | 36.735 | 98 | 29.730 | 291 | 53.541 | |
| 8 | 1:59.778 | 36.070 | 97 | 29.750 | 290 | 53.958 | |
| 9 | 2:00.411 | 36.279 | 101 | 29.610 | 291 | 54.522 | |
| 10 | 2:00.363 | 36.295 | 98 | ***29.426*** | ***297*** | 54.642 | |
| 11 | 2:00.505 | 36.700 | 99 | 29.804 | 292 | 54.001 | |
| 12 | 1:59.947 | 36.259 | 96 | 29.844 | 291 | 53.844 | |
| 13 | 1:59.814 | 36.311 | 96 | 29.699 | 291 | 53.804 | |
| 14 | 2:00.483 | 36.659 | 97 | 29.661 | 295 | 54.163 | |
| 15 | 2:00.910 | 36.678 | 94 | 29.717 | 290 | 54.515 | |
| 16 | 2:00.337 | 36.302 | 100 | 29.801 | 291 | 54.234 | |
| 17 | 2:00.508 | 36.426 | 97 | 29.933 | 293 | 54.149 | |
| 18 | 2:01.308 | 36.953 | 99 | 29.823 | 292 | 54.532 | |
| 19 | 2:01.141 | 36.550 | 93 | 29.836 | 291 | 54.755 | |
| 20 | 2:00.974 | 36.557 | 97 | 29.902 | 290 | 54.515 | |
| 21 | 2:00.468 | 36.521 | 94 | 29.851 | 289 | 54.096 | |
| 22 | 2:01.643 | 37.709 | 96 | 29.781 | 292 | 54.153 | |
| 23 | 2:00.339 | 36.264 | 94 | 29.867 | 288 | 54.208 | |
| 24 | 2:01.429 | 36.346 | 94 | 29.921 | 290 | 55.162 | |
| 25 | 2:01.847 | 37.021 | 93 | 29.948 | 286 | 54.878 | |
| 26 | 2:01.120 | 36.500 | 94 | 29.862 | 290 | 54.758 | |
| 27 | 2:01.103 | 36.979 | 94 | 29.897 | 288 | 54.227 | |
| 28 | 2:00.837 | 36.486 | 93 | 30.040 | 288 | 54.311 | |
| 29 | 2:01.794 | 36.776 | 93 | 29.993 | 289 | 55.025 | |
| 30 | 2:11.967 | 36.691 | 93 | 29.970 | 291 | 1:05.306 | |
| 31 | 3:53.043 | 2:25.658 | 87 | 30.911 | 284 | 56.474 | |
| 32 | 2:04.428 | 37.337 | 94 | 30.712 | 283 | 56.379 | |
| 33 | 2:03.692 | 37.246 | 98 | 30.332 | 282 | 56.114 | |
| 34 | 2:04.728 | 37.828 | 96 | 31.369 | 281 | 55.531 | |
| 35 | 2:04.949 | 37.599 | 92 | 30.877 | 283 | 56.473 | |
| 36 | 2:04.194 | 37.498 | 96 | 30.776 | 281 | 55.920 | |
| 37 | 2:04.856 | 38.463 | 96 | 31.050 | 283 | 55.343 | |
| 38 | 2:05.094 | 37.492 | 95 | 30.654 | 285 | 56.948 | |
| 39 | 2:18.331 | 40.837 | 96 | 37.819 | 244 | 59.675 | |
| 40 | 2:18.899 | 41.053 | 94 | 38.866 | 197 | 58.980 | |
| 41 | 2:14.822 | 45.441 | 88 | 32.367 | 265 | 57.014 | |
| 42 | 2:12.517 | 39.144 | 94 | 31.911 | 279 | 1:01.462 | |
| 43 | 2:56.889 | 1:01.659 | 82 | 57.121 | 260 | 58.109 | |
| 44 | 2:45.843 | 49.329 | 97 | 57.709 | 208 | 58.805 | |
| 45 | 2:18.887 | 39.348 | 96 | 38.571 | 231 | 1:00.968 | |
| 46 | 2:17.670 | 39.670 | 95 | 34.518 | 171 | 1:03.482 | |
| 47 | 2:20.135 | 38.822 | 86 | 32.755 | 269 | 1:08.558 | |
| 48 | 2:04.685 | 38.215 | 95 | 31.039 | 281 | 55.431 | |
| 49 | 2:03.766 | 37.224 | 95 | 31.028 | 281 | 55.514 | |
| 50 | 2:04.658 | 37.975 | 93 | 30.501 | 284 | 56.182 | |
| 51 | 2:04.375 | 37.139 | 89 | 30.690 | 284 | 56.546 | |
| 52 | 2:23.440 | 39.439 | 91 | 31.585 | 280 | 1:12.416 | |
| 53 | 3:51.837 | 2:22.704 | 95 | 31.804 | 279 | 57.329 | |
| 54 | 2:05.065 | 37.242 | 94 | 30.826 | 281 | 56.997 | |
| 55 | 2:04.186 | 37.710 | 91 | 30.741 | 283 | 55.735 | |
| 56 | 2:16.923 | 37.173 | 99 | 30.569 | 282 | 1:09.181 | |
| 57 | 4:13.159 | 2:41.708 | 83 | 32.642 | 278 | 58.809 | |
| 58 | 2:09.332 | 38.912 | 97 | 31.464 | 283 | 58.956 | |
| 59 | 2:08.278 | 39.291 | 95 | 31.179 | 280 | 57.808 | |
| 60 | 2:05.499 | 38.091 | 95 | 31.084 | 285 | 56.324 | |
| 61 | 2:06.986 | 38.442 | 95 | 31.361 | 278 | 57.183 | |
| 62 | 2:09.501 | 39.772 | 96 | 31.301 | 276 | 58.428 | |
| 63 | 2:07.468 | 38.410 | 95 | 31.117 | 281 | 57.941 | |
| 64 | 2:04.896 | 38.013 | 93 | 30.961 | 279 | 55.922 | |
| 65 | 2:04.016 | 37.530 | 95 | 30.672 | 281 | 55.814 | |
| 66 | 2:04.148 | 37.469 | 92 | 30.739 | 281 | 55.940 | |
| 90 | 2:04.388 | 37.045 | 97 | 30.632 | 282 | 56.711 | |
| 91 | 2:06.041 | 38.656 | 101 | 31.263 | 263 | 56.122 | |
| 92 | 2:44.402 | 38.549 | 98 | 30.735 | 278 | 1:35.118 | |
| 93 | 3:23.926 | 1:14.150 | 98 | 51.236 | 159 | 1:18.540 | |
| 94 | 2:06.515 | 37.510 | 100 | 32.129 | 282 | 56.876 | |
| 95 | 2:03.508 | 37.680 | 97 | 30.586 | 281 | 55.242 | |
| 96 | 2:02.867 | 37.575 | 96 | 30.123 | 284 | 55.169 | |
| 97 | 2:05.024 | 37.279 | 99 | 30.216 | 288 | 57.529 | |
| 98 | 2:04.923 | 38.455 | 97 | 30.607 | 293 | 55.861 | |
| 99 | 2:04.256 | 38.075 | 100 | 30.292 | 290 | 55.889 | |
| 100 | 2:03.462 | 37.255 | 96 | 30.310 | 286 | 55.897 | |
| 101 | 2:05.046 | 37.272 | 96 | 30.522 | 287 | 57.252 | |
| 102 | 2:05.554 | 38.449 | 94 | 30.924 | 284 | 56.181 | |
| 103 | 2:04.729 | 37.565 | 85 | 31.232 | 282 | 55.932 | |
| 104 | 2:03.401 | 37.429 | 99 | 30.440 | 282 | 55.532 | |
| 105 | 2:04.975 | 37.470 | 93 | 31.183 | 284 | 56.322 | |
| 106 | 2:04.676 | 37.596 | 95 | 30.238 | 284 | 56.842 | |
| 107 | 2:19.345 | 38.563 | 93 | 30.533 | 281 | 1:10.249 | |
| 108 | 3:55.350 | 2:24.130 | 90 | 33.198 | 274 | 58.022 | |
| 109 | 2:07.119 | 38.124 | 96 | 31.082 | 277 | 57.913 | |
| 110 | 2:07.610 | 38.773 | 91 | 31.189 | 277 | 57.648 | |
| 111 | 2:08.898 | 39.821 | 93 | 31.448 | 276 | 57.629 | |
| 112 | 2:06.566 | 38.637 | 89 | 31.173 | 277 | 56.756 | |
| 113 | 2:06.573 | 38.222 | 93 | 31.167 | 276 | 57.184 | |
| 114 | 2:05.324 | 37.732 | 93 | 31.026 | 277 | 56.566 | |
| 115 | 2:06.158 | 38.277 | 92 | 31.039 | 275 | 56.842 | |
| 116 | 2:07.435 | 39.750 | 94 | 30.938 | 283 | 56.747 | |
| 117 | 2:05.530 | 38.164 | 87 | 31.246 | 278 | 56.120 | |
| 118 | 2:05.985 | 38.155 | 94 | 30.810 | 280 | 57.020 | |
| 119 | 2:05.873 | 38.121 | 93 | 31.202 | 278 | 56.550 | |
| 120 | 2:06.096 | 38.231 | 90 | 30.766 | 282 | 57.099 | |
| 121 | 2:06.023 | 38.853 | 92 | 30.780 | 281 | 56.390 | |
| 122 | 2:05.876 | 37.759 | 92 | 30.889 | 278 | 57.228 | |
| 123 | 2:07.302 | 38.213 | 91 | 31.270 | 275 | 57.819 | |
| 124 | 2:07.704 | 38.211 | 94 | 31.104 | 277 | 58.389 | |
| 125 | 2:09.107 | 39.077 | 92 | 31.833 | 269 | 58.197 | |
| 126 | 2:07.553 | 38.456 | 92 | 32.624 | 278 | 56.473 | |
| 127 | 2:06.447 | 38.204 | 96 | 30.961 | 278 | 57.282 | |
| 128 | 2:07.607 | 39.321 | 92 | 31.235 | 276 | 57.051 | |
| 129 | 2:06.895 | 38.472 | 88 | 31.446 | 276 | 56.977 | |
| 130 | 2:06.084 | 37.993 | 91 | 31.278 | 276 | 56.813 | |
| 131 | 2:08.826 | 39.232 | 92 | 31.063 | 281 | 58.531 | |
| 132 | 2:09.224 | 39.829 | 92 | 31.597 | 278 | 57.798 | |
| 133 | 2:10.492 | 38.790 | 89 | 31.347 | 277 | 1:00.355 | |
| 134 | 2:21.702 | 40.323 | 88 | 31.945 | 277 | 1:09.434 | |
| 135 | 3:48.586 | 2:24.585 | 94 | 30.475 | 281 | 53.526 | |
| 136 | ***1:59.301*** | ***35.895*** | 98 | 30.072 | 282 | ***53.334*** | |
| 137 | 1:59.977 | 36.203 | 97 | 30.269 | 282 | 53.505 | |
| 138 | 2:01.902 | 37.612 | 94 | 30.336 | 283 | 53.954 | |
| 139 | 1:59.685 | 36.216 | 96 | 30.133 | 281 | 53.336 | |
| 140 | 2:01.822 | 37.324 | 97 | 30.437 | 281 | 54.061 | |
| 141 | 2:01.370 | 36.110 | 96 | 30.228 | 282 | 55.032 | |
| 142 | 2:02.224 | 36.660 | 96 | 30.345 | 282 | 55.219 | |
| 143 | 2:01.848 | 37.038 | 94 | 30.371 | 282 | 54.439 | |
| 144 | 1:59.976 | 36.195 | 95 | 30.079 | 281 | 53.702 | |
| 145 | 2:00.975 | 36.181 | 96 | 30.303 | 253 | 54.491 | |
| 146 | 2:01.025 | 37.178 | 93 | 29.927 | 284 | 53.920 | |
| 147 | 2:00.887 | 36.655 | 97 | 30.003 | 286 | 54.229 | |
| 148 | 2:00.339 | 36.651 | 95 | 30.141 | 283 | 53.547 | |
| 149 | 2:00.037 | 36.182 | 97 | 30.178 | 283 | 53.677 | |

# Blancpain Endurance Series

## Lap analysis Race

Provisional

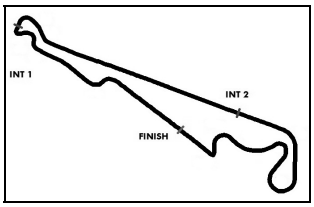


Circuit Paul Ricard Short, Length: 5791 m
Air temperature: 19.6°C
Track temperature: 20.3°C
Weather condition: Dry

Saturday 20.6.2015 17:00

## Lap analysis: Race

| Lap | Time | SE1 | SP1 | SE2 | SP2 | SE3 | SP3 | Lap | Time | SE1 | SP1 | SE2 | SP2 | SE3 | SP3 |
|---|---|---|---|---|---|---|---|---|---|---|---|---|---|---|---|
| 67 | 2:05.954 | 38.920 | 83 | 30.445 | 285 | 56.589 | | 150 | 2:01.084 | 36.325 | 96 | 29.955 | 285 | 54.804 | |
| 68 | 2:05.510 | 37.648 | 95 | 30.352 | 285 | 57.510 | | 151 | 2:01.333 | 36.261 | 93 | 30.344 | 281 | 54.728 | |
| 69 | 2:05.292 | 37.903 | 91 | 30.774 | 281 | 56.615 | | 152 | 2:00.864 | 37.228 | 93 | 29.998 | 284 | 53.638 | |
| 70 | 2:05.441 | 37.996 | 94 | 30.759 | 281 | 56.686 | | 153 | 2:03.366 | 37.357 | 97 | 30.333 | 281 | 55.676 | |
| 71 | 2:05.946 | 38.086 | 94 | 31.147 | 280 | 56.713 | | 154 | 2:03.143 | 37.002 | 93 | 30.405 | 237 | 55.736 | |
| 72 | 2:04.341 | 38.159 | 95 | 30.432 | 285 | 55.750 | | 155 | 2:02.176 | 36.459 | 99 | 29.874 | 285 | 55.843 | |
| 73 | 2:07.066 | 37.781 | 94 | 31.162 | 281 | 58.123 | | 156 | 2:00.264 | 36.376 | 94 | 30.206 | 282 | 53.682 | |
| 74 | 2:07.925 | 38.615 | 92 | 31.277 | 281 | 58.033 | | 157 | 2:03.853 | 36.578 | 96 | 30.107 | 284 | 57.168 | |
| 75 | 2:06.718 | 38.551 | 93 | 31.076 | 280 | 57.091 | | 158 | 2:00.876 | 36.608 | 92 | 30.418 | 283 | 53.850 | |
| 76 | 2:06.274 | 39.147 | 94 | 30.707 | 285 | 56.420 | | 159 | 2:01.276 | 36.630 | 95 | 30.098 | 286 | 54.548 | |
| 77 | 2:04.458 | 37.822 | 95 | 30.809 | 281 | 55.827 | | 160 | 2:01.980 | 37.065 | 94 | 31.031 | 286 | 53.884 | |
| 78 | 2:04.600 | 37.546 | 93 | 30.581 | 282 | 56.473 | | 161 | 2:00.027 | 36.154 | 94 | 30.111 | 283 | 53.762 | |
| 79 | 2:18.222 | 38.703 | 96 | 30.922 | 287 | 1:08.597 | | 162 | 2:00.972 | 36.266 | 93 | 30.029 | 286 | 54.677 | |
| 80 | 3:56.502 | 2:28.487 | 95 | 30.692 | 282 | 57.323 | | 163 | 2:00.223 | 36.040 | 96 | 29.809 | 283 | 54.374 | |
| 81 | 2:03.405 | 37.243 | 97 | 30.910 | 280 | 55.252 | | 164 | 2:03.062 | 36.848 | 95 | 30.045 | 286 | 56.169 | |
| 82 | 2:02.958 | 37.312 | 94 | 30.437 | 280 | 55.209 | | 165 | 2:01.580 | 37.451 | 99 | 30.086 | 278 | 54.043 | |
| 83 | 2:04.452 | 37.375 | 96 | 31.900 | 282 | 55.177 | | | | | | | | | |

**35** Tambay, FRA/ Mortara, ITA/ Guilvert, FRA , **theoretical besttime: 1:58.810**

| | | | | | | | | | | | | | | |
|---|---|---|---|---|---|---|---|---|---|---|---|---|---|---|
| 1 | 3:44.067 | 43.608 | 101 | 58.707 | 100 | 2:01.752 | | 85 | 1:59.789 | 36.149 | 100 | 30.137 | 278 | 53.503 |
| 2 | 2:26.117 | 42.242 | | 31.415 | 283 | 1:12.460 | | 86 | 2:02.436 | 37.040 | 96 | 30.297 | 278 | 55.099 |
| 3 | 3:16.477 | 47.638 | 94 | 53.715 | 168 | 1:35.124 | | 87 | 2:01.286 | 37.085 | 100 | 30.451 | 278 | 53.750 |
| 4 | 2:01.021 | 36.788 | 99 | 30.261 | 283 | 53.972 | | 88 | 1:59.642 | 36.009 | 99 | 30.339 | 278 | 53.294 |
| 5 | 2:01.814 | 37.023 | 99 | 30.420 | 282 | 54.371 | | 89 | 2:04.168 | 36.335 | 99 | 31.059 | 277 | 56.774 |
| 6 | 2:01.200 | 36.970 | 99 | 30.444 | 282 | 53.786 | | 90 | 2:08.808 | 39.912 | 98 | 31.718 | 259 | 57.178 |
| 7 | 2:00.401 | 36.196 | 102 | 30.198 | 281 | 54.007 | | 91 | 2:06.297 | 38.857 | 91 | 31.190 | 276 | 56.250 |
| 8 | 2:00.820 | 36.323 | 101 | 30.307 | 281 | 54.190 | | 92 | 2:32.079 | 38.137 | 94 | 31.328 | 276 | 1:22.614 |
| 9 | 2:00.107 | 36.237 | 102 | 30.202 | 283 | 53.668 | | 93 | 3:19.754 | 58.379 | 82 | 1:04.310 | 110 | 1:17.065 |
| 10 | 2:01.151 | 36.684 | 99 | 30.161 | 284 | 54.306 | | 94 | 2:03.620 | 36.914 | 101 | 30.595 | 284 | 56.111 |
| 11 | 2:01.972 | 37.260 | 96 | 30.309 | ***286*** | 54.403 | | 95 | 2:03.171 | 37.473 | 98 | 30.265 | 285 | 55.433 |
| 12 | 2:00.594 | 36.686 | 99 | 30.170 | 284 | 53.738 | | 96 | 2:03.969 | 36.726 | 100 | 30.355 | 281 | 56.888 |
| 13 | 2:01.027 | 36.518 | 100 | 30.405 | 283 | 54.104 | | 97 | 2:02.950 | 36.858 | 100 | 30.270 | 283 | 55.822 |
| 14 | 2:01.768 | 37.055 | 94 | 30.431 | 282 | 54.282 | | 98 | 2:01.034 | 36.460 | 100 | 30.207 | 283 | 54.367 |
| 15 | 2:01.991 | 37.244 | 100 | 30.347 | 283 | 54.400 | | 99 | 2:02.045 | 37.607 | 100 | 30.410 | 279 | 54.028 |
| 16 | 2:02.164 | 37.674 | 97 | 30.287 | 283 | 54.203 | | 100 | 2:00.478 | 36.387 | 101 | 30.307 | 278 | 53.784 |
| 17 | 2:02.731 | 36.637 | 101 | 30.365 | 285 | 55.729 | | 101 | 2:02.870 | 37.549 | 97 | 30.604 | 279 | 54.717 |
| 18 | 2:01.195 | 36.638 | 99 | 30.371 | 280 | 54.186 | | 102 | 2:01.381 | 36.720 | 100 | 30.403 | 280 | 54.258 |
| 19 | 2:01.141 | 36.575 | 99 | 30.411 | 281 | 54.155 | | 103 | 2:02.823 | 36.751 | 102 | 30.183 | 285 | 55.889 |
| 20 | 2:37.804 | 36.698 | 101 | 30.502 | 273 | 1:30.604 | | 104 | 2:01.592 | 36.877 | 99 | 30.199 | 283 | 54.516 |
| 21 | 3:10.339 | 1:46.213 | 100 | 30.433 | 278 | 53.693 | | 105 | 2:01.261 | 36.795 | 98 | 30.085 | 281 | 54.381 |
| 22 | 2:00.518 | 36.374 | 102 | 30.360 | 280 | 53.784 | | 106 | 2:10.845 | 36.650 | 99 | 30.237 | 278 | 1:03.958 |
| 23 | 2:01.358 | 36.483 | 101 | 30.255 | 284 | 54.620 | | 107 | 3:25.236 | 2:00.441 | 84 | 31.192 | 277 | 53.603 |
| 24 | 2:00.507 | 36.250 | 101 | 30.262 | 280 | 53.995 | | 108 | 1:59.789 | 36.389 | 101 | 30.180 | 276 | 53.220 |
| 25 | 2:01.277 | 36.611 | 101 | 30.236 | 283 | 54.430 | | 109 | 2:00.206 | 36.253 | 102 | 30.268 | 278 | 53.685 |
| 26 | 2:01.057 | 36.956 | 100 | 30.433 | 280 | 53.668 | | 110 | 2:00.116 | 36.369 | 101 | 30.174 | 278 | 53.573 |
| 27 | 2:02.223 | 36.382 | 101 | 31.091 | 280 | 54.750 | | 111 | 2:01.757 | 36.841 | ***105*** | 30.657 | 278 | 54.259 |
| 28 | 2:02.263 | 37.818 | 94 | 30.393 | 280 | 54.052 | | 112 | 1:59.229 | 35.974 | 100 | 30.091 | 276 | 53.164 |
| 29 | 2:01.502 | 36.620 | 98 | 30.481 | 281 | 54.401 | | 113 | 2:01.029 | 36.415 | 102 | 30.513 | 278 | 54.101 |
| 30 | 2:01.392 | 36.505 | 101 | 30.116 | 283 | 54.771 | | 114 | 2:01.860 | 37.008 | 102 | 30.433 | 281 | 54.419 |
| 31 | 2:02.214 | 37.356 | 101 | 30.093 | 284 | 54.765 | | 115 | 1:59.664 | 35.879 | 102 | 30.260 | 278 | 53.525 |
| 32 | 2:01.316 | 36.570 | 99 | 30.230 | 283 | 54.516 | | 116 | 2:00.231 | 36.358 | 102 | 30.238 | 279 | 53.635 |
| 33 | 2:01.520 | 36.484 | 100 | 30.417 | 281 | 54.619 | | 117 | 2:00.886 | 36.992 | 100 | 30.246 | 276 | 53.648 |
| 34 | 2:02.508 | 37.413 | 93 | 30.347 | 284 | 54.748 | | 118 | 2:00.310 | 36.380 | 98 | 30.388 | 277 | 53.542 |
| 35 | 2:01.587 | 36.987 | 102 | 30.345 | 280 | 54.255 | | 119 | 2:00.404 | 36.156 | 100 | 30.272 | 279 | 53.976 |
| 36 | 2:02.228 | 36.758 | 100 | 31.238 | 273 | 54.232 | | 120 | 2:00.257 | 36.244 | 102 | 30.301 | 276 | 53.712 |
| 37 | 2:01.837 | 37.057 | 102 | 30.523 | 279 | 54.257 | | 121 | 2:00.969 | 36.886 | 101 | 30.270 | 275 | 53.813 |
| 38 | 2:02.190 | 36.772 | 101 | 30.538 | 279 | 54.880 | | 122 | 2:01.324 | 37.394 | 98 | 30.437 | 275 | 53.493 |
| 39 | 2:16.910 | 40.801 | 90 | 36.220 | 261 | 59.889 | | 123 | 2:00.573 | 36.647 | 99 | 30.253 | 276 | 53.673 |
| 40 | 2:33.591 | 40.293 | 89 | 48.530 | 209 | 1:04.768 | | 124 | 2:00.462 | 36.346 | 103 | 30.296 | 276 | 53.820 |
| 41 | 2:13.418 | 43.125 | 91 | 33.209 | 276 | 57.084 | | 125 | 2:01.048 | 36.223 | 102 | 30.351 | 277 | 54.474 |

# Blancpain Endurance Series

## Lap analysis Race

Provisional

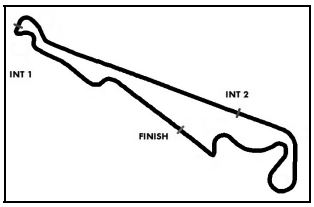


Circuit Paul Ricard Short, Length: 5791 m
Air temperature: 19.6°C
Track temperature: 20.3°C
Weather condition: Dry

Saturday 20.6.2015 17:00

## Lap analysis: Race

| Lap | Time | SE1 | SP1 | SE2 | SP2 | SE3 | SP3 | Lap | Time | SE1 | SP1 | SE2 | SP2 | SE3 | SP3 |
|---|---|---|---|---|---|---|---|---|---|---|---|---|---|---|---|
| 42 | 2:11.476 | 38.470 | 97 | 32.285 | 276 | 1:00.721 | | 126 | 2:00.691 | 36.303 | 99 | 30.294 | 278 | 54.094 | |
| 43 | 2:56.201 | 1:02.368 | 85 | 53.576 | 203 | 1:00.257 | | 127 | 2:01.897 | 37.009 | 103 | 30.254 | 279 | 54.634 | |
| 44 | 2:47.210 | 49.230 | 100 | 58.669 | 239 | 59.311 | | 128 | 2:01.490 | 36.776 | 100 | 30.377 | 278 | 54.337 | |
| 45 | 2:18.667 | 39.657 | 92 | 40.929 | 175 | 58.081 | | 129 | 2:00.297 | 36.318 | 100 | 30.368 | 276 | 53.611 | |
| 46 | 2:16.305 | 38.693 | 100 | 40.273 | 168 | 57.339 | | 130 | 1:59.944 | 36.075 | 97 | 30.244 | 276 | 53.625 | |
| 47 | 2:25.144 | 38.339 | 99 | 38.539 | 225 | 1:08.266 | | 131 | 2:00.353 | 36.393 | 101 | 30.373 | 276 | 53.587 | |
| 48 | 2:02.253 | 37.244 | 91 | 30.610 | 279 | 54.399 | | 132 | 2:00.247 | 36.181 | 97 | 30.407 | 278 | 53.659 | |
| 49 | 2:01.701 | 36.899 | 97 | 30.643 | 277 | 54.159 | | 133 | 2:02.890 | 38.267 | 100 | 30.437 | 276 | 54.186 | |
| 50 | 2:01.970 | 36.551 | 101 | 30.774 | 281 | 54.645 | | 134 | 2:01.911 | 36.852 | 99 | 30.208 | 283 | 54.851 | |
| 51 | 2:00.949 | 36.247 | 102 | 30.368 | 281 | 54.334 | | 135 | 2:01.838 | 36.653 | 101 | 30.565 | 276 | 54.620 | |
| 52 | 2:12.488 | 37.286 | 96 | 30.291 | ***286*** | 1:04.911 | | 136 | 2:01.748 | 36.841 | 97 | 30.397 | 279 | 54.510 | |
| 53 | 3:20.851 | 1:55.587 | 98 | 30.754 | 276 | 54.510 | | 137 | 2:11.133 | 36.533 | 97 | 30.345 | 279 | 1:04.255 | |
| 54 | 2:02.893 | 37.580 | 99 | 30.673 | 281 | 54.640 | | 138 | 3:13.963 | 1:49.878 | 102 | 30.465 | 275 | 53.620 | |
| 55 | 2:01.369 | 36.909 | 99 | 30.522 | 277 | 53.938 | | 139 | 1:59.454 | 35.853 | 103 | 30.465 | 276 | 53.136 | |
| 56 | 2:00.789 | 36.651 | 100 | 30.278 | 282 | 53.860 | | 140 | 1:59.316 | 35.870 | 101 | 30.336 | 275 | 53.110 | |
| 57 | 2:01.042 | 36.784 | 99 | 30.202 | 284 | 54.056 | | 141 | ***1:59.039*** | 35.901 | 101 | 30.143 | 278 | ***52.995*** | |
| 58 | 2:01.339 | 36.609 | 99 | 30.266 | 281 | 54.464 | | 142 | 1:59.153 | ***35.824*** | 99 | 30.211 | 277 | 53.118 | |
| 59 | 2:01.299 | 37.115 | 99 | 30.180 | 283 | 54.004 | | 143 | 2:00.066 | 35.875 | 99 | 30.127 | 278 | 54.064 | |
| 60 | 2:00.811 | 36.685 | 97 | 30.308 | 279 | 53.818 | | 144 | 2:00.161 | 36.596 | 100 | 30.236 | 277 | 53.329 | |
| 61 | 2:00.910 | 36.843 | 96 | 30.286 | 278 | 53.781 | | 145 | 1:59.611 | 36.044 | 100 | 30.209 | 277 | 53.358 | |
| 62 | 2:00.572 | 36.381 | 97 | 30.409 | 278 | 53.782 | | 146 | 1:59.843 | 35.882 | 101 | 30.261 | 277 | 53.700 | |
| 63 | 2:01.310 | 36.520 | 97 | 30.662 | 279 | 54.128 | | 147 | 2:01.494 | 36.375 | 99 | 30.264 | 278 | 54.855 | |
| 64 | 2:02.034 | 37.395 | 97 | 30.312 | 278 | 54.327 | | 148 | 2:00.266 | 36.476 | 100 | 30.104 | 281 | 53.686 | |
| 65 | 2:28.661 | 36.790 | 98 | 31.045 | 204 | 1:20.826 | | 149 | 1:59.945 | 36.076 | 99 | 30.330 | 283 | 53.539 | |
| 66 | 2:54.196 | 1:27.137 | 97 | 31.015 | 273 | 56.044 | | 150 | 1:59.773 | 36.210 | 100 | 30.141 | 280 | 53.422 | |
| 67 | 2:04.409 | 37.296 | 94 | 30.722 | 275 | 56.391 | | 151 | 2:01.998 | 36.451 | 93 | 31.335 | 278 | 54.212 | |
| 68 | 2:03.033 | 37.315 | 96 | 30.778 | 278 | 54.940 | | 152 | 2:00.660 | 36.891 | 100 | 30.150 | 279 | 53.619 | |
| 69 | 2:02.729 | 37.190 | 97 | 30.780 | 274 | 54.759 | | 153 | 1:59.536 | 36.021 | 100 | 30.222 | 277 | 53.293 | |
| 70 | 2:02.377 | 37.042 | 97 | 30.620 | 276 | 54.715 | | 154 | 2:01.325 | 36.244 | 101 | 30.168 | 281 | 54.913 | |
| 71 | 2:02.200 | 36.990 | 97 | 30.589 | 276 | 54.621 | | 155 | 2:02.187 | 37.273 | 101 | 30.124 | 284 | 54.790 | |
| 72 | 2:03.321 | 37.488 | 95 | 30.979 | 276 | 54.854 | | 156 | 2:02.256 | 37.104 | 103 | 30.457 | 282 | 54.695 | |
| 73 | 2:02.437 | 37.061 | 96 | 30.796 | 276 | 54.580 | | 157 | 2:00.920 | 36.495 | 99 | ***29.991*** | 280 | 54.434 | |
| 74 | 2:03.480 | 37.995 | 99 | 30.685 | 278 | 54.800 | | 158 | 2:00.683 | 36.790 | 101 | 30.193 | 279 | 53.700 | |
| 75 | 2:03.543 | 36.911 | 96 | 30.827 | 279 | 55.805 | | 159 | 2:00.209 | 36.229 | 100 | 30.153 | 275 | 53.827 | |
| 76 | 2:04.573 | 37.315 | 99 | 30.543 | 278 | 56.715 | | 160 | 2:00.227 | 36.314 | 99 | 30.256 | 276 | 53.657 | |
| 77 | 2:54.193 | 36.961 | 98 | 31.286 | 266 | 1:45.946 | | 161 | 2:00.852 | 36.507 | 97 | 30.107 | 279 | 54.238 | |
| 78 | 6:53.306 | 5:27.035 | 98 | 30.643 | 278 | 55.628 | | 162 | 2:01.311 | 37.055 | 99 | 30.154 | 281 | 54.102 | |
| 79 | 2:01.486 | 36.747 | 100 | 30.468 | 278 | 54.271 | | 163 | 2:00.677 | 36.439 | 100 | 30.094 | 280 | 54.144 | |
| 80 | 2:03.408 | 38.216 | 96 | 30.562 | 278 | 54.630 | | 164 | 2:00.555 | 36.290 | 99 | 30.237 | 278 | 54.028 | |
| 81 | 2:00.741 | 36.613 | 100 | 30.515 | 276 | 53.613 | | 165 | 2:00.697 | 36.527 | 99 | 30.311 | 277 | 53.859 | |
| 82 | 2:12.611 | 36.342 | 101 | 30.197 | 277 | 1:06.072 | | 166 | 2:00.253 | 36.376 | 100 | 30.045 | 277 | 53.832 | |
| 83 | 2:22.346 | 57.454 | 99 | 30.630 | 277 | 54.262 | | 167 | 2:02.837 | 35.967 | 101 | 30.097 | 278 | 56.773 | |
| 84 | 2:00.276 | 36.313 | 98 | 30.431 | 276 | 53.532 | | 168 | 2:00.966 | 36.936 | 101 | 30.329 | 276 | 53.701 | |

**36** Lallemant, FRA/ Buffin, FRA/ Cabannes, FRA , **theoretical besttime: 2:04.852**

| | | | | | | | | | | | | | |
|---|---|---|---|---|---|---|---|---|---|---|---|---|---|
| 1 | 3:56.605 | 56.200 | 92 | 1:11.950 | 48 | 1:48.455 | 37 | 2:51.671 | 54.230 | 53 | 58.113 | 253 | 59.328 |
| 2 | 2:50.369 | 41.571 | 86 | 34.391 | 277 | 1:34.407 | 38 | 2:12.346 | 39.393 | 94 | 34.493 | 254 | 58.460 |
| 3 | 3:10.728 | 50.869 | 87 | 54.772 | 221 | 1:25.087 | 39 | 2:37.064 | 39.757 | 99 | 34.561 | 245 | 1:22.746 |
| 4 | 2:08.623 | 39.478 | 95 | 31.035 | ***281*** | 58.110 | 40 | 3:00.082 | 59.631 | 92 | 52.295 | 225 | 1:08.156 |
| 5 | 2:09.038 | 39.840 | 93 | 31.368 | 279 | 57.830 | 41 | 2:41.172 | 44.376 | 97 | 55.254 | 220 | 1:01.542 |
| 6 | 2:09.075 | 39.681 | 94 | 31.309 | 278 | 58.085 | 42 | 2:21.132 | 43.531 | 99 | 38.278 | 227 | 59.323 |
| 7 | 2:07.903 | 39.367 | 95 | 31.180 | 278 | 57.356 | 43 | 2:21.808 | 41.458 | 98 | 39.890 | 244 | 1:00.460 |
| 8 | 2:08.108 | 39.526 | 90 | 31.056 | 278 | 57.526 | 44 | 2:33.380 | 40.703 | 96 | 37.055 | 234 | 1:15.622 |
| 9 | 2:07.250 | 39.346 | 95 | ***30.929*** | 279 | 56.975 | 45 | 2:13.403 | 41.075 | 80 | 32.423 | 269 | 59.905 |
| 10 | 2:08.076 | 39.075 | 96 | 31.493 | 278 | 57.508 | 46 | 2:08.993 | 39.282 | 92 | 31.816 | 269 | 57.895 |
| 11 | 2:07.519 | 38.822 | 96 | 31.280 | 278 | 57.417 | 47 | 2:07.535 | 38.534 | 97 | 32.083 | 266 | 56.918 |
| 12 | 2:10.323 | 40.341 | 93 | 31.569 | 279 | 58.413 | 48 | 2:08.148 | 39.531 | 96 | 31.628 | 269 | 56.989 |
| 13 | 2:12.002 | 40.485 | 98 | 31.792 | 280 | 59.725 | 49 | 2:10.523 | 39.883 | 86 | 32.999 | 266 | 57.641 |
| 14 | 2:12.356 | 40.900 | 92 | 31.893 | 276 | 59.563 | 50 | 2:07.528 | 38.131 | 99 | 32.143 | 271 | 57.254 |
| 15 | 2:12.434 | 40.379 | 71 | 32.063 | 275 | 59.992 | 51 | 2:08.069 | 38.847 | 100 | 31.844 | 271 | 57.378 |

# Blancpain Endurance Series

## Lap analysis Race

Provisional

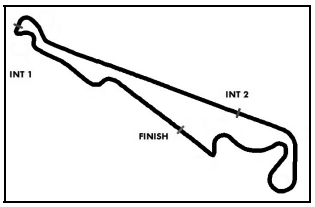


Circuit Paul Ricard Short, Length: 5791 m
Air temperature: 19.6°C
Track temperature: 20.3°C
Weather condition: Dry

Saturday 20.6.2015 17:00

## Lap analysis: Race

| Lap | Time | SE1 | SP1 | SE2 | SP2 | SE3 | SP3 | Lap | Time | SE1 | SP1 | SE2 | SP2 | SE3 | SP3 |
|---|---|---|---|---|---|---|---|---|---|---|---|---|---|---|---|
| 16 | 2:08.979 | 39.223 | 94 | 31.479 | 276 | 58.277 | | 52 | 2:48.382 | 42.769 | 77 | 44.254 | 200 | 1:21.359 | |
| 17 | 2:12.443 | 41.213 | 76 | 33.271 | 272 | 57.959 | | 53 | 4:09.909 | 2:12.855 | 76 | 38.354 | 248 | 1:18.700 | |
| 18 | 2:11.089 | 40.430 | 95 | 31.967 | 266 | 58.692 | | 54 | 3:18:08.03 | 3:16:33.69 | 88 | 34.352 | 257 | 59.985 | |
| 19 | 2:13.954 | 41.050 | 86 | 33.555 | 272 | 59.349 | | 55 | 2:13.611 | 40.139 | 96 | 32.471 | 265 | 1:01.001 | |
| 20 | 2:10.877 | 40.175 | 92 | 31.792 | 273 | 58.910 | | 56 | 2:17.161 | 40.820 | 98 | 34.454 | 237 | 1:01.887 | |
| 21 | 2:09.517 | 39.344 | 93 | 32.178 | 271 | 57.995 | | 57 | 2:10.728 | 39.202 | 95 | 32.751 | 265 | 58.775 | |
| 22 | 2:08.266 | 39.069 | 90 | 31.749 | 275 | 57.448 | | 58 | 2:14.512 | 41.970 | 82 | 34.160 | 260 | 58.382 | |
| 23 | 2:10.120 | 40.362 | 95 | 31.933 | 274 | 57.825 | | 59 | 2:09.871 | 38.673 | 100 | 32.002 | 267 | 59.196 | |
| 24 | 2:11.447 | 41.037 | 96 | 32.049 | 272 | 58.361 | | 60 | 2:08.506 | 39.522 | 99 | 32.092 | 268 | 56.892 | |
| 25 | 2:09.195 | 39.564 | 95 | 31.672 | 274 | 57.959 | | 61 | 2:09.595 | 39.495 | 102 | 31.606 | 267 | 58.494 | |
| 26 | 2:22.466 | 40.096 | 95 | 32.332 | 271 | 1:10.038 | | 62 | 2:10.199 | 38.858 | 93 | 31.625 | 267 | 59.716 | |
| 27 | 3:41.158 | 2:10.929 | 97 | 32.561 | 271 | 57.668 | | 63 | 2:10.481 | 39.016 | 97 | 31.869 | 267 | 59.596 | |
| 28 | 2:10.269 | 38.971 | 98 | 33.612 | 270 | 57.686 | | 64 | 2:09.373 | 40.735 | 101 | 31.991 | 268 | 56.647 | |
| 29 | 2:09.207 | 39.399 | 94 | 31.871 | 271 | 57.937 | | 65 | 2:07.628 | 38.289 | 101 | 31.958 | 258 | 57.381 | |
| 30 | 2:08.094 | 38.831 | 100 | 31.886 | 271 | 57.377 | | 66 | 2:06.976 | 39.252 | 99 | 31.583 | 270 | ***56.141*** | |
| 31 | 2:08.820 | 39.876 | 96 | 32.032 | 264 | 56.912 | | 67 | ***2:06.039*** | ***37.782*** | 100 | 31.212 | 269 | 57.045 | |
| 32 | 2:09.175 | 39.479 | 97 | 31.744 | 270 | 57.952 | | 68 | 2:07.200 | 39.173 | ***105*** | 31.250 | 268 | 56.777 | |
| 33 | 2:08.158 | 39.152 | 95 | 31.969 | 271 | 57.037 | | 69 | 2:07.162 | 39.027 | 103 | 31.447 | 269 | 56.688 | |
| 34 | 2:10.317 | 38.818 | 95 | 32.132 | 272 | 59.367 | | 70 | 2:19.272 | 41.006 | 84 | 35.198 | 245 | 1:03.068 | |
| 35 | 2:09.997 | 40.059 | 96 | 32.748 | 267 | 57.190 | | 71 | 2:15.394 | 43.409 | 79 | 33.122 | 264 | 58.863 | |
| 36 | 2:17.498 | 40.224 | 97 | 34.422 | 252 | 1:02.852 | | | | | | | | | |

**41** Vannelet, FRA/ Santamato, FRA/ Guibbert, FRA , **theoretical besttime: 1:59.213**

| | | | | | | | | | | | | | | | |
|---|---|---|---|---|---|---|---|---|---|---|---|---|---|---|---|
| 1 | 3:48.382 | 47.944 | 72 | 1:01.830 | 77 | 1:58.608 | | 86 | 2:02.480 | 36.884 | 98 | 30.440 | 278 | 55.156 | |
| 2 | 2:25.608 | 39.264 | 88 | 31.647 | 279 | 1:14.697 | | 87 | 2:01.610 | 36.871 | 102 | 30.498 | 278 | 54.241 | |
| 3 | 3:14.735 | 47.864 | 97 | 54.718 | 186 | 1:32.153 | | 88 | 2:01.299 | 36.941 | 100 | 30.237 | 279 | 54.121 | |
| 4 | 2:01.165 | 36.854 | 104 | 30.043 | 279 | 54.268 | | 89 | 2:02.622 | 37.345 | 103 | 30.283 | 278 | 54.994 | |
| 5 | 2:00.889 | 36.624 | 104 | 29.993 | 277 | 54.272 | | 90 | 2:02.565 | 37.296 | 100 | 30.369 | 278 | 54.900 | |
| 6 | 2:03.199 | 37.739 | 104 | 30.066 | 279 | 55.394 | | 91 | 2:03.156 | 37.121 | 102 | 30.411 | 278 | 55.624 | |
| 7 | 2:00.284 | 36.476 | 103 | ***29.915*** | 278 | 53.893 | | 92 | 2:06.291 | 37.726 | 97 | 31.196 | 277 | 57.369 | |
| 8 | 1:59.737 | 36.092 | 105 | 30.033 | 278 | 53.612 | | 93 | 2:05.279 | 38.006 | 99 | 30.858 | 279 | 56.415 | |
| 9 | 2:00.214 | 36.272 | ***106*** | 30.121 | 278 | 53.821 | | 94 | 3:41.904 | 48.892 | 74 | 1:14.918 | 96 | 1:38.094 | |
| 10 | 2:00.564 | 36.370 | 103 | 30.078 | 278 | 54.116 | | 95 | 3:37.668 | 1:00.256 | 76 | 1:04.969 | 89 | 1:32.443 | |
| 11 | 2:01.099 | 36.431 | 104 | 30.003 | 278 | 54.665 | | 96 | 2:04.182 | 38.612 | 99 | 30.764 | 278 | 54.806 | |
| 12 | 2:00.954 | 36.605 | 103 | 30.010 | 278 | 54.339 | | 97 | 2:04.102 | 38.332 | 94 | 30.820 | 278 | 54.950 | |
| 13 | 2:00.997 | 36.442 | 103 | 30.161 | 278 | 54.394 | | 98 | 2:04.516 | 37.404 | 100 | 30.256 | 277 | 56.856 | |
| 14 | 2:02.005 | 37.035 | 102 | 30.412 | 278 | 54.558 | | 99 | 2:03.955 | 36.889 | 99 | 30.266 | 278 | 56.800 | |
| 15 | 2:00.826 | 36.628 | 102 | 30.233 | 278 | 53.965 | | 100 | 2:04.714 | 39.061 | 100 | 30.526 | 278 | 55.127 | |
| 16 | 2:01.262 | 36.986 | 96 | 30.294 | 278 | 53.982 | | 101 | 2:02.029 | 37.081 | 104 | 30.424 | 278 | 54.524 | |
| 17 | 2:00.844 | 36.333 | 102 | 30.233 | 278 | 54.278 | | 102 | 2:03.429 | 37.473 | 103 | 30.738 | 278 | 55.218 | |
| 18 | 2:01.449 | 36.741 | 101 | 30.075 | 278 | 54.633 | | 103 | 2:02.515 | 36.535 | 99 | 30.350 | 278 | 55.630 | |
| 19 | 2:00.789 | 36.183 | 100 | 30.037 | 278 | 54.569 | | 104 | 2:03.944 | 38.123 | 100 | 30.454 | 279 | 55.367 | |
| 20 | 2:01.221 | 36.173 | 100 | 30.108 | 278 | 54.940 | | 105 | 2:02.597 | 37.486 | 101 | 30.432 | 278 | 54.679 | |
| 21 | 2:01.293 | 36.544 | 102 | 29.992 | ***280*** | 54.757 | | 106 | 2:02.568 | 37.136 | 102 | 30.622 | 278 | 54.810 | |
| 22 | 2:00.501 | 36.276 | 103 | 29.985 | 277 | 54.240 | | 107 | 2:01.661 | 36.802 | 102 | 30.330 | 278 | 54.529 | |
| 23 | 2:01.549 | 36.612 | 103 | 30.159 | 277 | 54.778 | | 108 | 2:02.512 | 37.504 | 100 | 30.390 | 278 | 54.618 | |
| 24 | 2:01.498 | 36.647 | 99 | 30.014 | 278 | 54.837 | | 109 | 2:01.925 | 37.120 | 103 | 30.347 | 278 | 54.458 | |
| 25 | 2:01.500 | 36.527 | 100 | 30.138 | 278 | 54.835 | | 110 | 2:02.430 | 37.448 | 102 | 30.366 | 278 | 54.616 | |
| 26 | 2:02.645 | 36.659 | 102 | 30.773 | 278 | 55.213 | | 111 | 2:58.240 | 36.603 | 99 | 30.456 | 279 | 1:51.181 | |
| 27 | 3:33.283 | 36.728 | 95 | 30.411 | 278 | 2:26.144 | | 112 | 2:23.331 | 57.109 | 100 | 30.810 | 277 | 55.412 | |
| 28 | 2:21.204 | 56.054 | 99 | 30.488 | 277 | 54.662 | | 113 | 2:04.782 | 37.559 | 102 | 30.795 | 278 | 56.428 | |
| 29 | 2:02.070 | 36.939 | 99 | 30.303 | 279 | 54.828 | | 114 | 2:03.218 | 37.320 | 102 | 30.556 | 278 | 55.342 | |
| 30 | ***1:59.661*** | 36.221 | 102 | 30.185 | 278 | ***53.255*** | | 115 | 2:03.717 | 37.509 | 101 | 30.800 | ***280*** | 55.408 | |
| 31 | 2:02.590 | 36.940 | 95 | 30.859 | 278 | 54.791 | | 116 | 2:04.072 | 37.952 | 101 | 30.730 | 278 | 55.390 | |
| 32 | 2:00.623 | 36.139 | 100 | 30.140 | 278 | 54.344 | | 117 | 2:02.818 | 37.139 | 100 | 30.739 | 278 | 54.940 | |
| 33 | 1:59.933 | 36.071 | 100 | 30.249 | 278 | 53.613 | | 118 | 2:02.788 | 36.988 | 100 | 30.599 | 276 | 55.201 | |
| 34 | 2:04.478 | 36.965 | 94 | 30.351 | 278 | 57.162 | | 119 | 2:02.603 | 36.906 | 99 | 30.636 | 278 | 55.061 | |
| 35 | 2:01.947 | 36.746 | 101 | 30.445 | 278 | 54.756 | | 120 | 2:03.300 | 37.445 | 101 | 30.592 | 279 | 55.263 | |
| 36 | 2:00.033 | ***36.043*** | 99 | 30.184 | 278 | 53.806 | | 121 | 2:04.283 | 36.834 | 100 | 30.527 | 278 | 56.922 | |
| 37 | 2:03.053 | 37.658 | 99 | 30.270 | 278 | 55.125 | | 122 | 2:03.319 | 37.075 | 100 | 30.557 | 278 | 55.687 | |

# Blancpain Endurance Series

## Lap analysis Race

Provisional

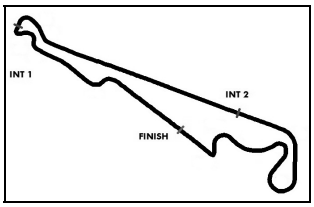


Circuit Paul Ricard Short, Length: 5791 m
Air temperature: 19.6°C
Track temperature: 20.3°C
Weather condition: Dry

Saturday 20.6.2015 17:00

## Lap analysis: Race

| Lap | Time | SE1 | SP1 | SE2 | SP2 | SE3 | SP3 | Lap | Time | SE1 | SP1 | SE2 | SP2 | SE3 | SP3 |
|---|---|---|---|---|---|---|---|---|---|---|---|---|---|---|---|
| 38 | 2:01.397 | 37.037 | 97 | 30.294 | 278 | 54.066 | | 123 | 2:05.332 | 38.592 | 103 | 30.957 | 278 | 55.783 | |
| 39 | 2:15.205 | 39.445 | 92 | 36.078 | 272 | 59.682 | | 124 | 2:05.760 | 37.864 | 96 | 30.862 | 279 | 57.034 | |
| 40 | 2:33.716 | 40.327 | 89 | 49.274 | 220 | 1:04.115 | | 125 | 2:04.418 | 37.635 | 102 | 30.848 | 273 | 55.935 | |
| 41 | 2:13.035 | 43.034 | 99 | 33.313 | 277 | 56.688 | | 126 | 2:03.859 | 37.464 | 101 | 30.812 | 278 | 55.583 | |
| 42 | 2:12.172 | 38.853 | 100 | 32.268 | 279 | 1:01.051 | | 127 | 2:02.820 | 36.962 | 101 | 30.664 | 278 | 55.194 | |
| 43 | 2:55.844 | 1:01.986 | 89 | 53.664 | 205 | 1:00.194 | | 128 | 2:03.365 | 37.254 | 99 | 30.655 | 278 | 55.456 | |
| 44 | 2:47.080 | 49.746 | 97 | 58.586 | 238 | 58.748 | | 129 | 2:03.887 | 36.941 | 101 | 30.785 | 279 | 56.161 | |
| 45 | 2:19.042 | 39.806 | 98 | 40.849 | 174 | 58.387 | | 130 | 2:02.589 | 36.848 | 101 | 30.550 | 279 | 55.191 | |
| 46 | 2:16.093 | 38.605 | 102 | 40.151 | 163 | 57.337 | | 131 | 2:03.767 | 37.052 | 100 | 30.766 | 278 | 55.949 | |
| 47 | 2:25.326 | 38.278 | 100 | 38.754 | 231 | 1:08.294 | | 132 | 2:02.423 | 36.808 | 99 | 30.515 | ***280*** | 55.100 | |
| 48 | 2:02.991 | 37.534 | 92 | 30.410 | 278 | 55.047 | | 133 | 2:03.431 | 37.109 | 102 | 30.507 | 278 | 55.815 | |
| 49 | 2:02.689 | 37.366 | 94 | 30.774 | 277 | 54.549 | | 134 | 2:03.432 | 37.189 | 102 | 30.533 | ***280*** | 55.710 | |
| 50 | 2:00.272 | 36.130 | 98 | 30.250 | 278 | 53.892 | | 135 | 2:02.801 | 36.791 | 99 | 30.519 | 271 | 55.491 | |
| 51 | 2:01.215 | 37.221 | 96 | 30.240 | 278 | 53.754 | | 136 | 2:02.887 | 37.145 | 99 | 30.664 | 278 | 55.078 | |
| 52 | 2:02.467 | 37.226 | 97 | 30.311 | 278 | 54.930 | | 137 | 3:25.868 | 37.661 | 100 | 30.863 | 278 | 2:17.344 | |
| 53 | 2:00.815 | 36.547 | 98 | 30.259 | 277 | 54.009 | | 138 | 2:19.806 | 55.699 | 104 | 30.579 | 278 | 53.528 | |
| 54 | 2:02.079 | 36.807 | 100 | 30.315 | 276 | 54.957 | | 139 | 2:01.163 | 36.427 | 104 | 30.237 | 278 | 54.499 | |
| 55 | 2:00.771 | 36.101 | 97 | 30.164 | 278 | 54.506 | | 140 | 2:00.962 | 37.036 | 104 | 30.181 | 278 | 53.745 | |
| 56 | 2:00.776 | 36.674 | 95 | 30.137 | 278 | 53.965 | | 141 | 2:00.808 | 36.683 | 103 | 30.364 | 278 | 53.761 | |
| 57 | 2:47.838 | 36.099 | 97 | 30.073 | 278 | 1:41.666 | | 142 | 2:00.284 | 36.226 | 103 | 30.054 | 278 | 54.004 | |
| 58 | 2:23.185 | 55.911 | 96 | 31.298 | 278 | 55.976 | | 143 | 2:00.065 | 36.229 | 103 | 30.044 | 279 | 53.792 | |
| 59 | 2:01.354 | 36.979 | 98 | 30.411 | 278 | 53.964 | | 144 | 2:00.025 | 36.074 | 104 | 30.211 | 278 | 53.740 | |
| 60 | 2:02.628 | 36.811 | 96 | 30.283 | 278 | 55.534 | | 145 | 2:00.381 | 36.247 | 103 | 30.130 | 278 | 54.004 | |
| 61 | 2:02.365 | 36.978 | 96 | 30.555 | 278 | 54.832 | | 146 | 1:59.994 | 36.150 | 103 | 30.123 | 278 | 53.721 | |
| 62 | 2:03.606 | 37.235 | 97 | 30.624 | 279 | 55.747 | | 147 | 2:00.820 | 36.438 | 101 | 30.332 | 278 | 54.050 | |
| 63 | 2:05.558 | 38.106 | 100 | 30.566 | 278 | 56.886 | | 148 | 2:02.674 | 37.216 | 102 | 30.853 | 278 | 54.605 | |
| 64 | 2:04.104 | 37.748 | 96 | 31.116 | ***280*** | 55.240 | | 149 | 2:01.427 | 37.039 | 102 | 30.200 | 278 | 54.188 | |
| 65 | 2:02.652 | 37.264 | 93 | 30.421 | 278 | 54.967 | | 150 | 2:00.208 | 36.240 | 104 | 30.057 | 279 | 53.911 | |
| 66 | 2:02.652 | 36.511 | 96 | 30.388 | 278 | 55.753 | | 151 | 2:00.426 | 36.301 | 103 | 30.079 | 278 | 54.046 | |
| 67 | 2:01.778 | 36.749 | 95 | 30.496 | 278 | 54.533 | | 152 | 2:00.562 | 36.453 | 98 | 30.161 | 278 | 53.948 | |
| 68 | 2:02.807 | 37.355 | 97 | 30.551 | 278 | 54.901 | | 153 | 2:00.469 | 36.289 | 103 | 30.000 | 276 | 54.180 | |
| 69 | 2:01.573 | 36.681 | 97 | 30.389 | 278 | 54.503 | | 154 | 2:00.502 | 36.347 | 101 | 30.114 | 278 | 54.041 | |
| 70 | 2:01.684 | 36.956 | 96 | 30.376 | 278 | 54.352 | | 155 | 2:00.945 | 36.362 | 103 | 30.196 | 279 | 54.387 | |
| 71 | 2:00.921 | 36.492 | 97 | 30.326 | 278 | 54.103 | | 156 | 2:00.860 | 36.620 | 102 | 30.101 | 278 | 54.139 | |
| 72 | 2:01.697 | 36.781 | 95 | 30.346 | 278 | 54.570 | | 157 | 2:02.248 | 36.808 | 98 | 30.096 | 278 | 55.344 | |
| 73 | 2:01.557 | 36.803 | 96 | 30.478 | 277 | 54.276 | | 158 | 2:01.827 | 36.686 | 104 | 30.028 | 278 | 55.113 | |
| 74 | 2:02.902 | 36.955 | 98 | 30.487 | 278 | 55.460 | | 159 | 2:01.900 | 36.712 | 103 | 30.242 | 278 | 54.946 | |
| 75 | 2:02.148 | 36.924 | 96 | 30.402 | 278 | 54.822 | | 160 | 2:02.083 | 36.911 | 100 | 30.170 | 277 | 55.002 | |
| 76 | 2:03.697 | 38.019 | 95 | 30.529 | 278 | 55.149 | | 161 | 2:01.723 | 36.880 | 98 | 30.369 | 278 | 54.474 | |
| 77 | 2:02.188 | 37.000 | 96 | 30.472 | 278 | 54.716 | | 162 | 2:00.907 | 36.558 | 99 | 30.226 | ***280*** | 54.123 | |
| 78 | 2:02.791 | 37.239 | 96 | 30.597 | 278 | 54.955 | | 163 | 2:00.480 | 36.372 | 103 | 30.020 | 279 | 54.088 | |
| 79 | 2:03.039 | 37.505 | 97 | 30.615 | 278 | 54.919 | | 164 | 2:01.197 | 36.607 | 102 | 30.120 | 278 | 54.470 | |
| 80 | 2:02.622 | 36.921 | 95 | 30.563 | 278 | 55.138 | | 165 | 2:01.935 | 36.651 | 101 | 30.158 | 278 | 55.126 | |
| 81 | 2:03.617 | 37.462 | 95 | 30.437 | 278 | 55.718 | | 166 | 2:01.674 | 36.494 | 101 | 29.991 | 278 | 55.189 | |
| 82 | 3:23.959 | 37.764 | 91 | 30.864 | 278 | 2:15.331 | | 167 | 2:02.596 | 36.790 | 102 | 30.006 | 278 | 55.800 | |
| 83 | 2:23.366 | 57.198 | 104 | 30.489 | 278 | 55.679 | | 168 | 2:03.969 | 36.863 | 98 | 32.622 | 278 | 54.484 | |
| 84 | 2:01.707 | 36.905 | 102 | 30.524 | 276 | 54.278 | | 169 | 2:00.599 | 36.418 | 103 | 30.094 | 278 | 54.087 | |
| 85 | 2:02.356 | 37.195 | 102 | 30.466 | 277 | 54.695 | | | | | | | | | |

**42** Debs, FRA/ Mardini, FRA/ Mislin, FRA , **theoretical besttime: 1:58.832**

| | | | | | | | | | | | | | | | |
|---|---|---|---|---|---|---|---|---|---|---|---|---|---|---|---|
| 1 | 3:52.019 | 52.095 | 89 | 1:07.365 | 74 | 1:52.559 | | 84 | 2:05.163 | 37.784 | 96 | 30.831 | 279 | 56.548 | |
| 2 | 2:39.083 | 42.106 | 90 | 31.171 | 278 | 1:25.806 | | 85 | 2:04.858 | 37.844 | 96 | 30.823 | 278 | 56.191 | |
| 3 | 3:13.039 | 52.989 | 94 | 51.196 | 238 | 1:28.854 | | 86 | 3:12.616 | 39.397 | 89 | 30.888 | 277 | 2:02.331 | |
| 4 | 2:01.557 | 36.867 | 98 | 30.470 | 278 | 54.220 | | 87 | 2:27.710 | 58.340 | 98 | 31.917 | 248 | 57.453 | |
| 5 | 2:02.156 | 36.900 | 100 | 30.226 | ***280*** | 55.030 | | 88 | 2:05.167 | 38.150 | 98 | 31.206 | 278 | 55.811 | |
| 6 | 2:02.072 | 37.546 | 103 | 30.246 | ***280*** | 54.280 | | 89 | 2:06.322 | 38.440 | 97 | 31.235 | 279 | 56.647 | |
| 7 | 2:02.433 | 37.818 | 102 | ***30.163*** | 278 | 54.452 | | 90 | 2:14.824 | 38.279 | 95 | 33.358 | 201 | 1:03.187 | |
| 8 | 2:01.621 | 36.920 | ***104*** | 30.280 | 278 | 54.421 | | 91 | 2:06.818 | 38.042 | 98 | 31.722 | 276 | 57.054 | |
| 9 | 2:02.780 | 38.018 | 99 | 30.220 | 278 | 54.542 | | 92 | 2:50.776 | 38.223 | 100 | 32.519 | 146 | 1:40.034 | |
| 10 | 2:03.013 | 37.165 | 102 | 30.263 | 279 | 55.585 | | 93 | 3:26.294 | 59.491 | 97 | 1:04.970 | 67 | 1:21.833 | |

# Blancpain Endurance Series

## Lap analysis Race

Provisional

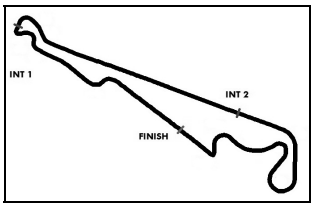


Circuit Paul Ricard Short, Length: 5791 m
Air temperature: 19.6°C
Track temperature: 20.3°C
Weather condition: Dry

Saturday 20.6.2015 17:00

## Lap analysis: Race

| Lap | Time | SE1 | SP1 | SE2 | SP2 | SE3 | SP3 |
|---|---|---|---|---|---|---|---|
| 11 | 2:01.711 | 37.172 | 99 | 30.329 | 279 | 54.210 | |
| 12 | 2:02.531 | 37.230 | 100 | 30.282 | 278 | 55.019 | |
| 13 | 2:02.282 | 37.090 | 101 | 30.274 | 278 | 54.918 | |
| 14 | 2:02.369 | 37.108 | 100 | 30.437 | 278 | 54.824 | |
| 15 | 2:02.660 | 37.929 | 96 | 30.296 | 278 | 54.435 | |
| 16 | 2:02.110 | 36.918 | 100 | 30.368 | 278 | 54.824 | |
| 17 | 2:02.074 | 36.630 | 98 | 30.377 | 279 | 55.067 | |
| 18 | 2:01.961 | 36.686 | 98 | 30.444 | 279 | 54.831 | |
| 19 | 2:02.630 | 37.082 | 95 | 30.720 | 278 | 54.828 | |
| 20 | 2:02.972 | 37.146 | 97 | 30.466 | 278 | 55.360 | |
| 21 | 2:03.265 | 37.951 | 100 | 30.331 | 279 | 54.983 | |
| 22 | 2:03.197 | 37.236 | 97 | 30.359 | 278 | 55.602 | |
| 23 | 2:03.392 | 37.396 | 97 | 30.574 | 278 | 55.422 | |
| 24 | 2:03.045 | 37.082 | 100 | 30.645 | 278 | 55.318 | |
| 25 | 2:03.490 | 37.261 | 99 | 30.814 | ***280*** | 55.415 | |
| 26 | 2:03.502 | 37.791 | 98 | 30.582 | 279 | 55.129 | |
| 27 | 2:00.662 | ***35.190*** | 97 | 30.775 | 278 | 54.697 | |
| 28 | 2:03.151 | 37.003 | 100 | 30.747 | 278 | 55.401 | |
| 29 | 3:02.294 | 38.259 | 95 | 30.734 | 278 | 1:53.301 | |
| 30 | 2:25.528 | 58.124 | 99 | 31.453 | 278 | 55.951 | |
| 31 | 2:04.345 | 38.022 | 97 | 30.986 | 278 | 55.337 | |
| 32 | 2:08.057 | 38.008 | 96 | 30.941 | 279 | 59.108 | |
| 33 | 2:06.350 | 39.226 | 97 | 31.171 | 263 | 55.953 | |
| 34 | 2:05.756 | 38.118 | 98 | 30.935 | 273 | 56.703 | |
| 35 | 2:04.442 | 38.013 | 96 | 30.751 | 278 | 55.678 | |
| 36 | 2:04.519 | 38.497 | 98 | 30.857 | 279 | 55.165 | |
| 37 | 2:03.592 | 37.615 | 98 | 30.722 | 278 | 55.255 | |
| 38 | 2:10.765 | 37.446 | 100 | 34.353 | 243 | 58.966 | |
| 39 | 2:13.136 | 40.001 | 91 | 34.811 | 241 | 58.324 | |
| 40 | 2:08.918 | 39.516 | 95 | 32.504 | 277 | 56.898 | |
| 41 | 3:22.339 | 39.550 | 95 | 1:07.256 | 91 | 1:35.533 | |
| 42 | 3:00.802 | 1:01.115 | 89 | 49.776 | 184 | 1:09.911 | |
| 43 | 2:40.945 | 44.803 | 96 | 52.840 | 221 | 1:03.302 | |
| 44 | 2:21.815 | 43.611 | 100 | 38.569 | 202 | 59.635 | |
| 45 | 2:20.348 | 40.952 | 98 | 37.559 | 257 | 1:01.837 | |
| 46 | 2:34.100 | 41.286 | 91 | 37.646 | 255 | 1:15.168 | |
| 47 | 2:05.615 | 37.807 | 95 | 31.368 | 268 | 56.440 | |
| 48 | 2:03.222 | 37.384 | 95 | 30.969 | 278 | 54.869 | |
| 49 | 2:06.407 | 37.763 | 92 | 30.927 | 267 | 57.717 | |
| 50 | 2:05.055 | 37.683 | 93 | 30.654 | 278 | 56.718 | |
| 51 | 2:07.781 | 39.415 | 96 | 30.830 | 274 | 57.536 | |
| 52 | 2:03.511 | 37.393 | 96 | 30.656 | 278 | 55.462 | |
| 53 | 2:04.392 | 37.344 | 100 | 31.259 | 274 | 55.789 | |
| 54 | 2:03.441 | 37.072 | 97 | 30.891 | 272 | 55.478 | |
| 55 | 2:05.990 | 38.510 | 96 | 31.166 | 254 | 56.314 | |
| 56 | 2:03.514 | 37.530 | 92 | 30.827 | 278 | 55.157 | |
| 57 | 2:03.665 | 37.178 | 96 | 30.525 | 278 | 55.962 | |
| 58 | 3:51.251 | 37.547 | 97 | 30.787 | 278 | 2:42.917 | |
| 59 | 2:36.780 | 58.757 | 86 | 31.742 | 279 | 1:06.281 | |
| 60 | 2:27.027 | 57.566 | 93 | 31.339 | 276 | 58.122 | |
| 61 | 2:06.539 | 38.606 | 97 | 30.899 | 278 | 57.034 | |
| 62 | 2:07.134 | 38.626 | 98 | 30.900 | 278 | 57.608 | |
| 63 | 2:04.782 | 38.123 | 95 | 30.634 | 278 | 56.025 | |
| 64 | 2:05.037 | 38.663 | 95 | 30.839 | 278 | 55.535 | |
| 65 | 2:05.000 | 37.572 | 99 | 31.410 | 277 | 56.018 | |
| 66 | 2:04.580 | 37.645 | 94 | 30.883 | 277 | 56.052 | |
| 67 | 2:04.748 | 37.907 | 93 | 30.768 | 278 | 56.073 | |
| 68 | 2:09.279 | 38.487 | 85 | 32.999 | 277 | 57.793 | |
| 69 | 2:03.620 | 37.677 | 96 | 30.456 | 277 | 55.487 | |
| 70 | 2:04.277 | 37.319 | 94 | 30.769 | 278 | 56.189 | |
| 71 | 2:04.040 | 37.315 | 98 | 30.643 | 278 | 56.082 | |
| 94 | 2:06.080 | 38.578 | 101 | 30.744 | 278 | 56.758 | |
| 95 | 2:05.466 | 38.143 | 99 | 30.644 | 278 | 56.679 | |
| 96 | 2:08.236 | 39.102 | 99 | 30.883 | 276 | 58.251 | |
| 97 | 2:15.707 | 38.391 | 99 | 30.990 | 278 | 1:06.326 | |
| 98 | 2:04.499 | 37.765 | 98 | 31.131 | 279 | 55.603 | |
| 99 | 2:03.791 | 37.578 | 94 | 30.894 | 278 | 55.319 | |
| 100 | 2:04.819 | 37.438 | 99 | 30.629 | 278 | 56.752 | |
| 101 | 2:05.690 | 38.208 | 90 | 31.957 | 273 | 55.525 | |
| 102 | 2:04.652 | 37.931 | 99 | 30.692 | 278 | 56.029 | |
| 103 | 2:05.529 | 37.433 | 99 | 31.191 | 278 | 56.905 | |
| 104 | 2:04.388 | 37.644 | 98 | 31.062 | ***280*** | 55.682 | |
| 105 | 2:05.315 | 37.940 | 98 | 30.972 | 279 | 56.403 | |
| 106 | 2:06.595 | 37.786 | 99 | 30.951 | 279 | 57.858 | |
| 107 | 2:06.367 | 38.602 | 91 | 31.298 | 273 | 56.467 | |
| 108 | 2:05.103 | 37.690 | 100 | 31.054 | 277 | 56.359 | |
| 109 | 2:05.790 | 37.539 | 99 | 31.090 | 276 | 57.161 | |
| 110 | 2:06.129 | 37.742 | 96 | 31.092 | 277 | 57.295 | |
| 111 | 2:05.917 | 37.560 | 97 | 31.008 | 276 | 57.349 | |
| 112 | 2:05.618 | 37.727 | 98 | 31.059 | 271 | 56.832 | |
| 113 | 3:33.069 | 40.059 | 91 | 31.713 | 278 | 2:21.297 | |
| 114 | 2:22.604 | 57.038 | 101 | 30.797 | 276 | 54.769 | |
| 115 | 2:00.920 | 36.448 | 101 | 30.623 | 276 | 53.849 | |
| 116 | ***2:00.188*** | 36.166 | 98 | 30.543 | 277 | ***53.479*** | |
| 117 | 2:00.614 | 36.510 | 99 | 30.453 | 278 | 53.651 | |
| 118 | 2:01.161 | 36.838 | 101 | 30.564 | 278 | 53.759 | |
| 119 | 2:01.211 | 36.678 | 97 | 30.609 | 276 | 53.924 | |
| 120 | 2:02.684 | 37.653 | 98 | 30.732 | 277 | 54.299 | |
| 121 | 2:02.101 | 36.512 | 100 | 30.638 | 277 | 54.951 | |
| 122 | 2:01.214 | 36.841 | 98 | 30.512 | 278 | 53.861 | |
| 123 | 2:02.128 | 36.740 | 98 | 30.719 | 276 | 54.669 | |
| 124 | 2:02.224 | 36.634 | 99 | 30.750 | 276 | 54.840 | |
| 125 | 2:03.861 | 36.944 | 99 | 30.652 | 277 | 56.265 | |
| 126 | 2:02.222 | 37.110 | 98 | 30.753 | 278 | 54.359 | |
| 127 | 2:02.054 | 36.794 | 99 | 30.826 | 277 | 54.434 | |
| 128 | 2:02.497 | 37.091 | 100 | 30.558 | 278 | 54.848 | |
| 129 | 2:01.592 | 36.474 | 95 | 30.677 | 277 | 54.441 | |
| 130 | 2:01.816 | 36.643 | 101 | 30.830 | 278 | 54.343 | |
| 131 | 2:04.166 | 37.008 | 96 | 30.828 | 269 | 56.330 | |
| 132 | 2:03.885 | 36.934 | 100 | 30.631 | 279 | 56.320 | |
| 133 | 2:04.038 | 37.078 | 100 | 30.676 | 274 | 56.284 | |
| 134 | 2:01.632 | 36.784 | 98 | 30.477 | 278 | 54.371 | |
| 135 | 2:02.159 | 37.028 | 95 | 30.555 | 278 | 54.576 | |
| 136 | 2:03.175 | 36.790 | 100 | 30.653 | 278 | 55.732 | |
| 137 | 2:03.092 | 37.353 | 98 | 30.462 | 278 | 55.277 | |
| 138 | 2:02.116 | 37.065 | 99 | 30.648 | 279 | 54.403 | |
| 139 | 2:01.622 | 36.582 | 98 | 30.617 | 278 | 54.423 | |
| 140 | 2:01.192 | 36.817 | 99 | 30.550 | 278 | 53.825 | |
| 141 | 2:00.986 | 36.652 | 96 | 30.547 | 278 | 53.787 | |
| 142 | 2:00.993 | 36.546 | 101 | 30.365 | 278 | 54.082 | |
| 143 | 2:02.688 | 37.056 | 97 | 30.538 | 278 | 55.094 | |
| 144 | 3:09.154 | 37.687 | 99 | 30.440 | 279 | 2:01.027 | |
| 145 | 2:31.904 | 59.312 | 92 | 32.437 | 276 | 1:00.155 | |
| 146 | 2:10.351 | 39.808 | 91 | 31.855 | 276 | 58.688 | |
| 147 | 2:09.426 | 38.776 | 94 | 31.828 | 276 | 58.822 | |
| 148 | 2:10.303 | 39.670 | 94 | 31.630 | 277 | 59.003 | |
| 149 | 2:11.267 | 40.259 | 94 | 31.901 | 277 | 59.107 | |
| 150 | 2:08.242 | 38.656 | 91 | 31.895 | 276 | 57.691 | |
| 151 | 2:10.915 | 39.143 | 95 | 31.414 | 277 | 1:00.358 | |
| 152 | 2:09.217 | 39.649 | 95 | 31.717 | 278 | 57.851 | |
| 153 | 2:08.453 | 38.933 | 94 | 31.620 | 277 | 57.900 | |
| 154 | 2:08.473 | 38.745 | 93 | 31.374 | 277 | 58.354 | |

# Blancpain Endurance Series

## Lap analysis Race

Provisional

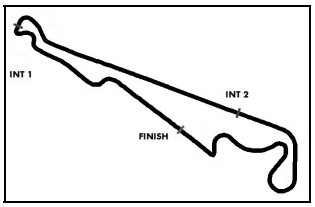


Circuit Paul Ricard Short, Length: 5791 m
Air temperature: 19.6°C
Track temperature: 20.3°C
Weather condition: Dry

Saturday 20.6.2015 17:00

## Lap analysis: Race

| Lap | Time | SE1 | SP1 | SE2 | SP2 | SE3 | SP3 | Lap | Time | SE1 | SP1 | SE2 | SP2 | SE3 | SP3 |
|---|---|---|---|---|---|---|---|---|---|---|---|---|---|---|---|
| 72 | 2:04.783 | 38.060 | 96 | 30.846 | 278 | 55.877 | | 155 | 2:08.227 | 38.088 | 94 | 31.027 | 278 | 59.112 | |
| 73 | 2:04.370 | 37.820 | 93 | 31.008 | 279 | 55.542 | | 156 | 2:10.289 | 39.469 | 90 | 31.419 | 278 | 59.401 | |
| 74 | 2:04.114 | 37.700 | 95 | 30.461 | 278 | 55.953 | | 157 | 2:09.349 | 39.475 | 93 | 31.550 | 278 | 58.324 | |
| 75 | 2:04.135 | 37.400 | 98 | 30.631 | 278 | 56.104 | | 158 | 2:08.533 | 39.312 | 96 | 31.571 | 276 | 57.650 | |
| 76 | 2:02.972 | 37.229 | 92 | 30.610 | 279 | 55.133 | | 159 | 2:08.000 | 38.682 | 90 | 32.065 | 276 | 57.253 | |
| 77 | 2:04.193 | 37.593 | 98 | 30.739 | 279 | 55.861 | | 160 | 2:09.436 | 39.498 | 90 | 31.152 | 278 | 58.786 | |
| 78 | 2:20.951 | 37.329 | 94 | 30.693 | 278 | 1:12.929 | | 161 | 2:07.140 | 38.975 | 98 | 31.723 | 278 | 56.442 | |
| 79 | 2:04.651 | 37.645 | 99 | 31.007 | 277 | 55.999 | | 162 | 2:09.101 | 39.096 | 85 | 31.646 | 278 | 58.359 | |
| 80 | 2:07.050 | 39.603 | 95 | 31.332 | 278 | 56.115 | | 163 | 2:08.284 | 38.262 | 94 | 31.979 | 276 | 58.043 | |
| 81 | 2:06.015 | 39.280 | 97 | 30.838 | 279 | 55.897 | | 164 | 2:07.889 | 38.102 | 94 | 31.616 | 276 | 58.171 | |
| 82 | 2:05.836 | 38.347 | 100 | 31.327 | 279 | 56.162 | | 165 | 2:10.599 | 38.958 | 95 | 31.523 | 276 | 1:00.118 | |
| 83 | 2:05.801 | 38.195 | 96 | 30.891 | 278 | 56.715 | | | | | | | | | |

**44** Al Harthy, OMA/ Lloyd, GBR/ Adam, GBR , **theoretical besttime: 1:58.864**

| | | | | | | | | | | | | | | |
|---|---|---|---|---|---|---|---|---|---|---|---|---|---|---|
| 1 | 3:50.144 | 48.960 | 99 | 1:02.904 | 77 | 1:58.280 | | 86 | 2:00.373 | 36.285 | 100 | 30.386 | 276 | 53.702 |
| 2 | 2:34.231 | | | | 276 | 1:23.049 | | 87 | 1:59.943 | 36.072 | 102 | 30.411 | 276 | 53.460 |
| 3 | 3:13.762 | 53.013 | 96 | 51.157 | 225 | 1:29.592 | | 88 | 2:00.784 | 36.080 | 102 | 30.883 | 276 | 53.821 |
| 4 | 2:01.076 | 37.001 | 100 | 30.330 | 275 | 53.745 | | 89 | 2:00.579 | 36.457 | 100 | 30.508 | 275 | 53.614 |
| 5 | 3:58.412 | 36.894 | 102 | 30.295 | 276 | 2:51.223 | | 90 | 2:01.050 | 36.341 | 101 | 30.417 | 276 | 54.292 |
| 6 | 2:22.997 | 57.050 | 99 | 31.020 | 275 | 54.927 | | 91 | 2:30.784 | 47.137 | 86 | 47.504 | 246 | 56.143 |
| 7 | 2:01.884 | 37.068 | 99 | 30.416 | 276 | 54.400 | | 92 | 2:04.902 | 37.816 | 96 | 31.023 | 267 | 56.063 |
| 8 | 2:01.761 | 36.890 | 102 | 30.341 | 275 | 54.530 | | 93 | 3:13.469 | 37.844 | 99 | 56.720 | 125 | 1:38.905 |
| 9 | 2:01.772 | 36.812 | ***104*** | 30.425 | 275 | 54.535 | | 94 | 3:29.912 | 56.850 | 83 | 1:04.812 | 84 | 1:28.250 |
| 10 | 2:02.045 | 37.039 | 103 | 30.507 | 275 | 54.499 | | 95 | 2:03.743 | 37.875 | 93 | 30.609 | 275 | 55.259 |
| 11 | 2:02.142 | 37.047 | 102 | 30.482 | 275 | 54.613 | | 96 | 2:02.008 | 37.000 | 99 | 30.448 | 276 | 54.560 |
| 12 | 2:02.260 | 36.975 | 102 | 30.365 | 276 | 54.920 | | 97 | 2:02.158 | 36.687 | 103 | 30.287 | 275 | 55.184 |
| 13 | 2:01.807 | 36.632 | 103 | 30.463 | 276 | 54.712 | | 98 | 2:01.098 | 36.467 | 100 | 30.375 | 276 | 54.256 |
| 14 | 2:02.153 | 36.909 | 102 | 30.523 | 276 | 54.721 | | 99 | 2:01.710 | 37.289 | 98 | 30.423 | 276 | 53.998 |
| 15 | 2:02.468 | 36.942 | 101 | 30.862 | 276 | 54.664 | | 100 | 2:00.137 | 36.232 | 100 | 30.323 | 275 | 53.582 |
| 16 | 2:02.320 | 36.832 | 100 | 30.541 | ***277*** | 54.947 | | 101 | 2:00.365 | 36.383 | 99 | 30.544 | 275 | 53.438 |
| 17 | 2:02.760 | 36.894 | 102 | 30.615 | 275 | 55.251 | | 102 | 2:00.933 | 36.576 | 101 | 30.298 | 276 | 54.059 |
| 18 | 2:03.430 | 37.517 | 101 | 30.448 | 276 | 55.465 | | 103 | 3:20.734 | 36.802 | 100 | 30.477 | 275 | 2:13.455 |
| 19 | 2:13.628 | 37.255 | 102 | 31.253 | 276 | 1:05.120 | | 104 | 2:21.493 | 56.775 | 101 | 30.852 | 274 | 53.866 |
| 20 | 2:22.109 | 56.611 | 100 | 31.279 | 276 | 54.219 | | 105 | 2:00.815 | 36.308 | 101 | 30.997 | 275 | 53.510 |
| 21 | 3:03.672 | 36.694 | 98 | 30.565 | 276 | 1:56.413 | | 106 | 2:00.123 | 36.380 | 99 | 30.427 | 276 | 53.316 |
| 22 | 2:20.788 | 55.979 | 101 | 30.660 | 274 | 54.149 | | 107 | 1:59.408 | 35.941 | 101 | 30.415 | 274 | 53.052 |
| 23 | 2:00.973 | 36.379 | 103 | ***30.179*** | 276 | 54.415 | | 108 | 1:59.386 | 35.907 | 99 | 30.322 | 275 | 53.157 |
| 24 | 2:01.812 | 36.530 | 101 | 30.248 | 276 | 55.034 | | 109 | 2:00.162 | 36.302 | 102 | 30.525 | 273 | 53.335 |
| 25 | 2:05.857 | | | | 276 | 55.250 | | 110 | 2:01.093 | 36.215 | 92 | 31.576 | 272 | 53.302 |
| 26 | 2:03.545 | 37.875 | 102 | 30.546 | 276 | 55.124 | | 111 | 2:01.387 | 35.988 | 101 | 30.389 | 275 | 55.010 |
| 27 | 2:02.084 | 36.953 | 101 | 30.578 | 275 | 54.553 | | 112 | 1:59.795 | 35.864 | 98 | 30.408 | 274 | 53.523 |
| 28 | 2:02.803 | 37.460 | 98 | 30.505 | 276 | 54.838 | | 113 | 2:00.594 | 36.719 | 99 | 30.427 | 274 | 53.448 |
| 29 | 2:01.035 | 36.558 | 97 | 30.456 | 276 | 54.021 | | 114 | 1:59.742 | 35.983 | 99 | 30.477 | 273 | 53.282 |
| 30 | 2:02.463 | 36.590 | 101 | 30.493 | 276 | 55.380 | | 115 | 1:59.780 | 36.141 | 100 | 30.503 | 273 | 53.136 |
| 31 | 2:02.994 | 36.857 | 100 | 30.520 | 276 | 55.617 | | 116 | 1:59.901 | ***35.641*** | 99 | 30.579 | 273 | 53.681 |
| 32 | 2:01.416 | 36.590 | 100 | 30.601 | 276 | 54.225 | | 117 | 1:59.712 | 36.022 | 100 | 30.551 | 271 | 53.139 |
| 33 | 2:01.905 | 36.457 | 102 | 30.426 | 276 | 55.022 | | 118 | 1:59.417 | 35.677 | 100 | 30.691 | 273 | 53.049 |
| 34 | 2:01.687 | 36.455 | 98 | 30.549 | 275 | 54.683 | | 119 | ***1:59.198*** | 35.682 | 101 | 30.430 | 273 | 53.086 |
| 35 | 2:02.523 | 37.234 | 96 | 30.683 | 276 | 54.606 | | 120 | 1:59.902 | 35.986 | 99 | 30.383 | 276 | 53.533 |
| 36 | 2:02.099 | 36.791 | 99 | 30.629 | 276 | 54.679 | | 121 | 1:59.808 | 36.249 | 101 | 30.445 | 275 | 53.114 |
| 37 | 2:11.808 | 36.799 | 103 | 33.714 | 235 | 1:01.295 | | 122 | 1:59.697 | 35.877 | 100 | 30.502 | 273 | 53.318 |
| 38 | 2:51.179 | 55.068 | 46 | 57.435 | 260 | 58.676 | | 123 | 1:59.314 | 35.719 | 99 | 30.502 | 273 | 53.093 |
| 39 | 2:12.779 | 39.859 | 85 | 35.579 | 269 | 57.341 | | 124 | 2:01.022 | 36.671 | 102 | 30.675 | 272 | 53.676 |
| 40 | 2:37.491 | 39.659 | 89 | 35.737 | 205 | 1:22.095 | | 125 | 1:59.345 | 35.706 | 100 | 30.485 | 273 | 53.154 |
| 41 | 2:59.996 | 59.960 | 85 | 52.757 | 221 | 1:07.279 | | 126 | 1:59.395 | 35.673 | 99 | 30.593 | 273 | 53.129 |
| 42 | 3:46.066 | 44.341 | 94 | 56.610 | 200 | 2:05.115 | | 127 | 2:02.890 | 36.827 | 101 | 30.987 | 275 | 55.076 |
| 43 | 2:25.697 | 57.801 | 98 | 32.721 | 271 | 55.175 | | 128 | 2:02.275 | 37.190 | 99 | 30.830 | 274 | 54.255 |
| 44 | 2:03.616 | 37.290 | 99 | 30.933 | 275 | 55.393 | | 129 | 2:02.146 | 36.769 | 101 | 30.560 | 276 | 54.817 |
| 45 | 2:18.237 | 39.331 | 101 | 36.872 | 167 | 1:02.034 | | 130 | 2:02.174 | 36.691 | 102 | 31.079 | 274 | 54.404 |
| 46 | 2:00.838 | 36.633 | 101 | 30.472 | 276 | 53.733 | | 131 | 2:01.721 | 36.929 | 101 | 30.825 | 275 | 53.967 |

# Blancpain Endurance Series

## Lap analysis Race

Provisional

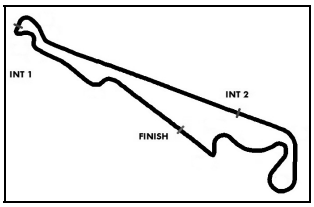


Circuit Paul Ricard Short, Length: 5791 m
Air temperature: 19.6°C
Track temperature: 20.3°C
Weather condition: Dry

Saturday 20.6.2015 17:00

## Lap analysis: Race

| Lap | Time | SE1 | SP1 | SE2 | SP2 | SE3 | SP3 | Lap | Time | SE1 | SP1 | SE2 | SP2 | SE3 | SP3 |
|---|---|---|---|---|---|---|---|---|---|---|---|---|---|---|---|
| 47 | 2:02.174 | 37.257 | 101 | 30.495 | 273 | 54.422 | | 132 | 2:01.919 | 36.883 | 103 | 30.608 | 276 | 54.428 | |
| 48 | 2:00.268 | 36.361 | 103 | 30.590 | 273 | 53.317 | | 133 | 2:03.546 | 37.228 | 100 | 31.086 | 276 | 55.232 | |
| 49 | 2:02.932 | 37.065 | 103 | 30.941 | 274 | 54.926 | | 134 | 2:01.622 | 37.193 | 99 | 30.794 | 272 | 53.635 | |
| 50 | 2:02.867 | 37.526 | 96 | 30.575 | 276 | 54.766 | | 135 | 3:19.971 | 36.198 | 100 | 30.616 | 273 | 2:13.157 | |
| 51 | 2:00.360 | 36.267 | 101 | 30.540 | 275 | 53.553 | | 136 | 2:23.511 | 56.385 | 100 | 31.134 | 273 | 55.992 | |
| 52 | 2:01.438 | 36.839 | 102 | 30.410 | 276 | 54.189 | | 137 | 2:02.299 | 37.384 | 102 | 30.839 | 273 | 54.076 | |
| 53 | 2:02.234 | 37.233 | 101 | 30.672 | 276 | 54.329 | | 138 | 2:00.611 | 36.400 | 100 | 30.657 | 275 | 53.554 | |
| 54 | 2:00.239 | 36.352 | 102 | 30.495 | 276 | 53.392 | | 139 | 2:00.362 | 36.450 | 103 | 30.549 | 276 | 53.363 | |
| 55 | 2:01.209 | 36.573 | 100 | 30.423 | 276 | 54.213 | | 140 | 1:59.519 | 35.874 | 100 | 30.601 | 274 | ***53.044*** | |
| 56 | 2:00.226 | 36.303 | 102 | 30.467 | 274 | 53.456 | | 141 | 2:00.749 | 36.697 | 99 | 30.640 | 275 | 53.412 | |
| 57 | 2:00.457 | 36.227 | 102 | 30.509 | 275 | 53.721 | | 142 | 1:59.583 | 35.906 | 100 | 30.425 | 276 | 53.252 | |
| 58 | 2:00.674 | 36.092 | 100 | 30.848 | 274 | 53.734 | | 143 | 2:00.047 | 36.217 | 101 | 30.569 | 276 | 53.261 | |
| 59 | 2:00.650 | 36.530 | 99 | 30.598 | 276 | 53.522 | | 144 | 1:59.960 | 36.145 | 98 | 30.524 | 276 | 53.291 | |
| 60 | 2:00.865 | 36.565 | 100 | 30.489 | 275 | 53.811 | | 145 | 2:00.925 | 36.158 | 99 | 30.478 | 276 | 54.289 | |
| 61 | 2:00.374 | 36.338 | 100 | 30.430 | 276 | 53.606 | | 146 | 2:02.607 | 37.717 | 99 | 30.997 | 275 | 53.893 | |
| 62 | 2:00.335 | 36.215 | 100 | 30.555 | 274 | 53.565 | | 147 | 2:00.636 | 36.673 | 100 | 30.562 | 274 | 53.401 | |
| 63 | 2:00.416 | 36.542 | 101 | 30.524 | 274 | 53.350 | | 148 | 2:01.768 | 36.584 | 96 | 30.773 | 275 | 54.411 | |
| 64 | 2:00.692 | 36.252 | 98 | 30.551 | 275 | 53.889 | | 149 | 1:59.437 | 36.024 | 100 | 30.350 | 276 | 53.063 | |
| 65 | 2:00.454 | 36.274 | 101 | 30.485 | 275 | 53.695 | | 150 | 2:00.616 | 36.298 | 101 | 30.486 | 276 | 53.832 | |
| 66 | 2:01.999 | 36.574 | 100 | 30.375 | 275 | 55.050 | | 151 | 2:00.066 | 36.258 | 99 | 30.408 | 276 | 53.400 | |
| 67 | 2:04.383 | 38.832 | 101 | 30.868 | 276 | 54.683 | | 152 | 2:00.578 | 36.430 | 99 | 30.363 | 276 | 53.785 | |
| 68 | 2:00.752 | 36.289 | 99 | 30.636 | 274 | 53.827 | | 153 | 2:02.595 | 37.107 | 103 | 30.584 | 275 | 54.904 | |
| 69 | 2:00.547 | 36.573 | 98 | 30.460 | 275 | 53.514 | | 154 | 2:02.381 | 37.022 | 102 | 30.357 | 275 | 55.002 | |
| 70 | 2:01.026 | 36.716 | 100 | 30.460 | 276 | 53.850 | | 155 | 2:02.941 | 37.177 | 100 | 30.704 | 276 | 55.060 | |
| 71 | 2:01.978 | 37.206 | 102 | 30.461 | 275 | 54.311 | | 156 | 2:00.016 | 36.157 | 97 | 30.323 | 276 | 53.536 | |
| 72 | 2:00.934 | 36.520 | 98 | 30.628 | 276 | 53.786 | | 157 | 2:00.697 | 36.813 | 100 | 30.458 | 274 | 53.426 | |
| 73 | 3:25.624 | 36.384 | 100 | 30.530 | 276 | 2:18.710 | | 158 | 2:00.477 | 36.871 | 100 | 30.360 | 275 | 53.246 | |
| 74 | 2:20.802 | 56.192 | 102 | 30.721 | 273 | 53.889 | | 159 | 1:59.462 | 35.937 | 97 | 30.323 | 275 | 53.202 | |
| 75 | 2:02.944 | 36.931 | 94 | 30.760 | 276 | 55.253 | | 160 | 2:00.579 | 36.373 | 100 | 30.434 | 276 | 53.772 | |
| 76 | 2:00.264 | 36.565 | 101 | 30.401 | 274 | 53.298 | | 161 | 2:01.435 | 36.803 | 102 | 30.531 | 276 | 54.101 | |
| 77 | 2:00.047 | 36.122 | 102 | 30.407 | 274 | 53.518 | | 162 | 2:01.766 | 36.355 | 100 | 30.431 | 275 | 54.980 | |
| 78 | 1:59.621 | 35.876 | 103 | 30.380 | 275 | 53.365 | | 163 | 2:00.349 | 36.253 | 98 | 30.460 | 276 | 53.636 | |
| 79 | 2:00.490 | 36.544 | 102 | 30.314 | 276 | 53.632 | | 164 | 2:00.401 | 35.969 | 97 | 30.386 | 276 | 54.046 | |
| 80 | 2:00.588 | 36.558 | 102 | 30.564 | 275 | 53.466 | | 165 | 2:01.291 | 36.614 | 94 | 30.588 | 275 | 54.089 | |
| 81 | 1:59.751 | 36.156 | 101 | 30.286 | 276 | 53.309 | | 166 | 2:01.176 | 36.462 | 95 | 30.651 | 274 | 54.063 | |
| 82 | 2:00.928 | 36.131 | 102 | 30.369 | 276 | 54.428 | | 167 | 2:02.224 | 37.050 | 95 | 30.896 | 274 | 54.278 | |
| 83 | 2:00.123 | 36.476 | 103 | 30.353 | 275 | 53.294 | | 168 | 2:14.159 | 36.735 | 98 | 31.755 | 268 | 1:05.669 | |
| 84 | 2:00.974 | 36.133 | 102 | 30.337 | 275 | 54.504 | | | | | | | | | |
| 85 | 2:00.000 | 36.143 | 102 | 30.453 | 274 | 53.404 | | | | | | | | | |

**46** Paltalla, FIN/ Luhr, DEU/ Martin, BEL , **theoretical besttime: 1:57.762**

| | | | | | | | | | | | | | | | |
|---|---|---|---|---|---|---|---|---|---|---|---|---|---|---|---|
| 1 | 3:56.635 | 1:05.959 | 95 | 1:16.229 | 80 | 1:34.447 | | 87 | 2:00.451 | 36.743 | 95 | 30.201 | 270 | 53.507 | |
| 2 | 2:41.316 | 40.278 | 97 | 31.942 | 267 | 1:29.096 | | 88 | 2:00.547 | 35.997 | 95 | 30.094 | 271 | 54.456 | |
| 3 | 3:10.670 | 51.543 | 100 | 53.575 | 218 | 1:25.552 | | 89 | 2:09.160 | 35.869 | 98 | 30.075 | 272 | 1:03.216 | |
| 4 | 2:01.484 | 37.368 | 100 | 30.116 | 268 | 54.000 | | 90 | 3:16.233 | 1:51.474 | 100 | 30.912 | 271 | 53.847 | |
| 5 | 2:00.788 | 37.152 | 99 | 30.142 | 272 | 53.494 | | 91 | 2:01.585 | 36.754 | 101 | 30.402 | 271 | 54.429 | |
| 6 | 1:59.921 | 36.516 | ***103*** | 29.997 | 273 | 53.408 | | 92 | 2:01.244 | 37.442 | 101 | 30.206 | 272 | 53.596 | |
| 7 | 2:00.553 | 36.330 | 102 | ***29.911*** | 272 | 54.312 | | 93 | 2:30.355 | 48.016 | 77 | 47.323 | 249 | 55.016 | |
| 8 | 2:01.800 | 36.474 | 96 | 30.043 | 272 | 55.283 | | 94 | 2:02.290 | 37.228 | 98 | 30.778 | 265 | 54.284 | |
| 9 | 2:02.044 | 37.559 | 99 | 30.007 | 271 | 54.478 | | 95 | 3:15.124 | 37.067 | 100 | 59.777 | 115 | 1:38.280 | |
| 10 | 2:00.317 | 36.187 | 102 | 30.041 | 273 | 54.089 | | 96 | 3:33.203 | 58.578 | 98 | 1:03.899 | 108 | 1:30.726 | |
| 11 | 1:59.294 | 36.090 | 100 | 30.012 | 273 | 53.192 | | 97 | 2:01.581 | 36.792 | 100 | 30.237 | 272 | 54.552 | |
| 12 | 2:03.214 | 36.680 | 99 | 31.414 | 273 | 55.120 | | 98 | 2:02.557 | 37.723 | 102 | 30.331 | 273 | 54.503 | |
| 13 | 1:59.911 | 36.278 | 102 | 29.968 | 271 | 53.665 | | 99 | 2:01.214 | 36.269 | 100 | 30.014 | 272 | 54.931 | |
| 14 | 1:59.413 | 36.041 | 100 | 30.002 | 272 | 53.370 | | 100 | 1:59.651 | 35.982 | 99 | 30.156 | 271 | 53.513 | |
| 15 | 2:02.072 | 36.695 | 102 | 30.287 | 273 | 55.090 | | 101 | 1:59.114 | 35.966 | 100 | 30.077 | 272 | 53.071 | |
| 16 | 2:01.515 | 36.806 | 97 | 30.034 | 273 | 54.675 | | 102 | 1:59.851 | 36.098 | 100 | 30.079 | 272 | 53.674 | |
| 17 | 2:02.347 | 37.159 | 95 | 30.348 | ***274*** | 54.840 | | 103 | 2:00.975 | 36.627 | 102 | 30.275 | 272 | 54.073 | |
| 18 | 2:02.678 | 37.335 | 98 | 30.301 | 272 | 55.042 | | 104 | 2:01.385 | 36.801 | 101 | 30.181 | 271 | 54.403 | |
| 19 | 2:02.123 | 36.977 | 98 | 30.165 | 272 | 54.981 | | 105 | 2:01.184 | 36.926 | 100 | 30.307 | 272 | 53.951 | |

# Blancpain Endurance Series

## Lap analysis Race

Provisional

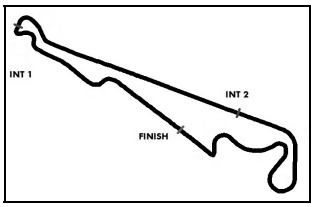


Circuit Paul Ricard Short, Length: 5791 m
Air temperature: 19.6°C
Track temperature: 20.3°C
Weather condition: Dry

Saturday 20.6.2015 17:00

## Lap analysis: Race

| Lap | Time | SE1 | SP1 | SE2 | SP2 | SE3 | SP3 | Lap | Time | SE1 | SP1 | SE2 | SP2 | SE3 | SP3 |
|---|---|---|---|---|---|---|---|---|---|---|---|---|---|---|---|
| 20 | 2:02.809 | 36.943 | 96 | 30.690 | 272 | 55.176 | | 106 | 2:00.841 | 36.579 | 100 | 30.174 | 271 | 54.088 | |
| 21 | 2:02.860 | 37.622 | 100 | 30.622 | 272 | 54.616 | | 107 | 2:01.264 | 36.926 | 101 | 30.199 | 271 | 54.139 | |
| 22 | 2:02.095 | 37.093 | 100 | 30.407 | 272 | 54.595 | | 108 | 2:01.317 | 36.892 | 99 | 30.341 | 272 | 54.084 | |
| 23 | 2:02.397 | 37.166 | 95 | 30.625 | 272 | 54.606 | | 109 | 2:00.166 | 36.394 | 100 | 30.169 | 272 | 53.603 | |
| 24 | 2:01.242 | 36.306 | 99 | 30.175 | 272 | 54.761 | | 110 | 1:59.976 | 36.483 | 99 | 30.153 | 271 | 53.340 | |
| 25 | 2:00.800 | 36.328 | 99 | 30.067 | 272 | 54.405 | | 111 | 1:59.637 | 36.366 | 100 | 30.125 | 271 | 53.146 | |
| 26 | 2:00.003 | 36.253 | 98 | 30.068 | 271 | 53.682 | | 112 | 1:59.903 | 36.203 | 100 | 30.179 | 272 | 53.521 | |
| 27 | 2:00.357 | 36.446 | 99 | 30.217 | 272 | 53.694 | | 113 | 2:00.612 | 36.423 | 99 | 30.210 | 271 | 53.979 | |
| 28 | 2:09.732 | 36.242 | 100 | 30.189 | 272 | 1:03.301 | | 114 | 2:00.442 | 36.598 | 98 | 30.188 | 272 | 53.656 | |
| 29 | 3:17.923 | 1:53.424 | 96 | 30.395 | 273 | 54.104 | | 115 | 2:00.971 | 37.064 | 96 | 30.370 | 273 | 53.537 | |
| 30 | 1:59.909 | 36.199 | 100 | 30.129 | 272 | 53.581 | | 116 | 2:00.083 | 36.105 | 99 | 30.380 | 272 | 53.598 | |
| 31 | 2:00.913 | 36.282 | 99 | 30.182 | 272 | 54.449 | | 117 | 2:01.442 | 37.492 | 98 | 30.245 | 270 | 53.705 | |
| 32 | 1:59.807 | 36.149 | 98 | 30.252 | 271 | 53.406 | | 118 | 2:11.948 | 36.839 | 97 | 30.688 | 272 | 1:04.421 | |
| 33 | 2:01.316 | 36.381 | 97 | 30.229 | 272 | 54.706 | | 119 | 3:16.688 | 1:52.473 | 98 | 30.592 | 271 | 53.623 | |
| 34 | 1:59.985 | 36.058 | 97 | 30.240 | 272 | 53.687 | | 120 | 1:59.870 | 35.988 | 99 | 30.459 | 272 | 53.423 | |
| 35 | 1:59.844 | 35.971 | 98 | 30.222 | 271 | 53.651 | | 121 | 1:59.829 | 35.936 | 97 | 30.413 | 271 | 53.480 | |
| 36 | 1:59.662 | 35.992 | 97 | 30.166 | 271 | 53.504 | | 122 | 1:59.632 | 36.131 | 94 | 30.367 | 273 | 53.134 | |
| 37 | 1:59.891 | 36.130 | 97 | 30.236 | 273 | 53.525 | | 123 | 1:59.456 | 36.081 | 96 | 30.290 | 272 | 53.085 | |
| 38 | 1:59.750 | 35.944 | 100 | 30.243 | 269 | 53.563 | | 124 | 2:01.130 | 36.272 | 93 | 30.898 | 272 | 53.960 | |
| 39 | 2:11.285 | 37.724 | 95 | 34.280 | 247 | 59.281 | | 125 | 1:59.328 | 36.120 | 96 | 30.308 | 273 | 52.900 | |
| 40 | 2:50.780 | 39.199 | 91 | 1:06.614 | 216 | 1:04.967 | | 126 | 1:59.525 | 35.747 | 96 | 30.415 | 272 | 53.363 | |
| 41 | 2:13.527 | 43.910 | 87 | 32.937 | 257 | 56.680 | | 127 | 2:00.026 | 36.528 | 93 | 30.418 | 273 | 53.080 | |
| 42 | 2:11.510 | 38.309 | 95 | 31.765 | 269 | 1:01.436 | | 128 | 1:59.753 | 35.753 | 99 | 30.273 | 272 | 53.727 | |
| 43 | 2:56.374 | 1:02.002 | 95 | 54.475 | 204 | 59.897 | | 129 | 2:01.816 | 36.796 | 96 | 30.391 | 272 | 54.629 | |
| 44 | 2:45.483 | 48.419 | 96 | 58.554 | 216 | 58.510 | | 130 | 1:59.873 | 35.783 | 97 | 30.585 | 273 | 53.505 | |
| 45 | 2:22.049 | 42.899 | 90 | 41.079 | 171 | 58.071 | | 131 | 2:01.724 | 36.175 | 97 | 30.758 | 271 | 54.791 | |
| 46 | 2:15.956 | 38.357 | 95 | 40.602 | 168 | 56.997 | | 132 | 1:59.379 | 35.924 | 97 | 30.264 | 273 | 53.191 | |
| 47 | 2:25.516 | 38.612 | 96 | 38.767 | 230 | 1:08.137 | | 133 | 2:00.629 | 36.165 | 97 | 30.390 | 272 | 54.074 | |
| 48 | 2:00.612 | 36.306 | 99 | 30.214 | 272 | 54.092 | | 134 | 1:59.773 | 36.066 | 96 | 30.370 | 273 | 53.337 | |
| 49 | 2:02.494 | 37.258 | 96 | 30.239 | 273 | 54.997 | | 135 | 2:01.206 | 35.959 | 98 | 30.339 | 272 | 54.908 | |
| 50 | 2:00.794 | 36.768 | 96 | 30.304 | 272 | 53.722 | | 136 | 1:59.572 | 36.079 | 99 | 30.436 | 272 | 53.057 | |
| 51 | 2:01.585 | 36.426 | 95 | 30.074 | 271 | 55.085 | | 137 | 2:01.142 | 36.113 | 95 | 30.833 | 271 | 54.196 | |
| 52 | 2:00.563 | 36.687 | 97 | 30.194 | 271 | 53.682 | | 138 | 1:59.881 | 35.915 | 97 | 30.281 | 273 | 53.685 | |
| 53 | 2:00.707 | 36.614 | 99 | 30.532 | 271 | 53.561 | | 139 | 1:59.846 | 35.755 | 98 | 30.330 | 272 | 53.761 | |
| 54 | 2:01.551 | 36.979 | 100 | 30.203 | 271 | 54.369 | | 140 | 1:59.561 | 36.006 | 98 | 30.272 | 272 | 53.283 | |
| 55 | 2:00.788 | 36.591 | 100 | 30.212 | 271 | 53.985 | | 141 | 2:00.686 | 35.943 | 99 | 30.348 | 273 | 54.395 | |
| 56 | 2:00.303 | 36.361 | 98 | 30.168 | 271 | 53.774 | | 142 | 1:59.801 | 35.854 | 97 | 30.325 | 272 | 53.622 | |
| 57 | 2:10.711 | 37.085 | 97 | 30.305 | 271 | 1:03.321 | | 143 | 2:00.242 | 36.860 | 95 | 30.345 | 272 | 53.037 | |
| 58 | 3:08.562 | 1:45.124 | 100 | 30.209 | 269 | 53.229 | | 144 | 2:00.029 | 35.973 | 99 | 30.431 | 272 | 53.625 | |
| 59 | 2:00.356 | 37.378 | 100 | 30.215 | 271 | 52.763 | | 145 | 2:01.124 | 36.315 | 96 | 30.325 | 272 | 54.484 | |
| 60 | 1:59.219 | 35.833 | 101 | 30.064 | 271 | 53.322 | | 146 | 2:10.042 | 36.110 | 96 | 30.364 | 271 | 1:03.568 | |
| 61 | 2:00.951 | 36.772 | 96 | 30.391 | 270 | 53.788 | | 147 | 3:07.046 | 1:42.623 | 101 | 30.202 | 271 | 54.221 | |
| 62 | 1:59.169 | 35.600 | 101 | 30.066 | 269 | 53.503 | | 148 | 1:58.729 | 35.406 | 98 | 30.011 | 273 | 53.312 | |
| 63 | 1:58.337 | 35.752 | 100 | 30.042 | 272 | 52.543 | | 149 | 1:58.020 | 35.442 | 98 | 30.075 | 272 | ***52.503*** | |
| 64 | 1:58.321 | 35.614 | 101 | 30.038 | 271 | 52.669 | | 150 | ***1:57.997*** | ***35.348*** | 100 | 29.956 | 272 | 52.693 | |
| 65 | 1:58.632 | 35.505 | 99 | 30.039 | 271 | 53.088 | | 151 | 1:59.013 | 35.651 | 98 | 30.087 | 273 | 53.275 | |
| 66 | 1:58.776 | 35.676 | 101 | 30.112 | 269 | 52.988 | | 152 | 2:01.028 | 36.604 | 99 | 30.365 | 271 | 54.059 | |
| 67 | 1:59.317 | 36.073 | 98 | 30.123 | 271 | 53.121 | | 153 | 1:59.278 | 36.357 | 100 | 30.066 | 271 | 52.855 | |
| 68 | 1:59.111 | 35.624 | 98 | 30.025 | 271 | 53.462 | | 154 | 1:58.165 | 35.429 | 101 | 30.134 | 271 | 52.602 | |
| 69 | 1:59.019 | 35.841 | 98 | 30.133 | 269 | 53.045 | | 155 | 1:58.813 | 35.591 | 99 | 29.956 | 272 | 53.266 | |
| 70 | 1:58.790 | 35.643 | 99 | 30.118 | 271 | 53.029 | | 156 | 1:59.185 | 35.640 | 100 | 30.096 | 269 | 53.449 | |
| 71 | 1:59.558 | 35.673 | 99 | 29.967 | 273 | 53.918 | | 157 | 1:59.205 | 35.759 | 102 | 29.971 | 272 | 53.475 | |
| 72 | 1:59.732 | 35.957 | 100 | 30.136 | 272 | 53.639 | | 158 | 1:59.673 | 36.245 | 94 | 30.189 | 271 | 53.239 | |
| 73 | 1:58.828 | 35.585 | 98 | 30.048 | 272 | 53.195 | | 159 | 1:59.322 | 35.851 | 99 | 30.176 | 271 | 53.295 | |
| 74 | 1:59.062 | 35.574 | 101 | 30.183 | 271 | 53.305 | | 160 | 1:59.293 | 35.861 | 99 | 30.042 | 272 | 53.390 | |
| 75 | 2:00.541 | 36.478 | 96 | 30.273 | 272 | 53.790 | | 161 | 1:58.701 | 35.452 | 99 | 30.201 | 271 | 53.048 | |
| 76 | 2:00.650 | 36.308 | 97 | 30.370 | 271 | 53.972 | | 162 | 1:58.595 | 35.491 | 97 | 30.120 | 271 | 52.984 | |
| 77 | 2:00.168 | 36.787 | 97 | 30.155 | 272 | 53.226 | | 163 | 1:59.563 | 35.723 | 98 | 30.231 | 271 | 53.609 | |
| 78 | 1:59.991 | 36.166 | 99 | 30.358 | 271 | 53.467 | | 164 | 1:59.587 | 35.606 | 99 | 30.091 | 272 | 53.890 | |
| 79 | 2:01.107 | 37.033 | 98 | 30.156 | 271 | 53.918 | | 165 | 1:58.912 | 35.741 | 98 | 30.105 | 271 | 53.066 | |

# Blancpain Endurance Series

## Lap analysis Race

Provisional

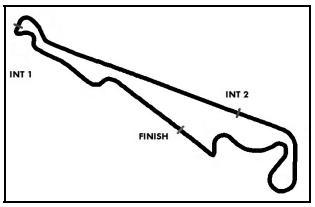


Circuit Paul Ricard Short, Length: 5791 m
Air temperature: 19.6°C
Track temperature: 20.3°C
Weather condition: Dry

Saturday 20.6.2015 17:00

# Lap analysis: Race

| Lap | Time | SE1 | SP1 | SE2 | SP2 | SE3 | SP3 | Lap | Time | SE1 | SP1 | SE2 | SP2 | SE3 | SP3 |
|---|---|---|---|---|---|---|---|---|---|---|---|---|---|---|---|
| 80 | 1:59.704 | 35.674 | 98 | 30.467 | 271 | 53.563 | | 166 | 1:58.818 | 35.614 | 98 | 30.082 | 272 | 53.122 | |
| 81 | 2:01.608 | 36.575 | 100 | 30.543 | 265 | 54.490 | | 167 | 1:59.924 | 35.953 | 98 | 30.099 | 272 | 53.872 | |
| 82 | 2:01.067 | 36.825 | 98 | 30.211 | 273 | 54.031 | | 168 | 2:00.311 | 36.545 | 96 | 30.361 | 272 | 53.405 | |
| 83 | 2:00.605 | 36.956 | 96 | 30.308 | 272 | 53.341 | | 169 | 2:02.375 | 36.029 | 96 | 30.853 | 272 | 55.493 | |
| 84 | 1:59.310 | 35.633 | 99 | 30.111 | 269 | 53.566 | | 170 | 1:59.093 | 36.073 | 99 | 30.081 | 271 | 52.939 | |
| 85 | 1:58.962 | 35.748 | 97 | 30.081 | 272 | 53.133 | | 171 | 1:58.711 | 35.571 | 99 | 30.051 | 271 | 53.089 | |
| 86 | 1:59.252 | 35.853 | 98 | 30.061 | 271 | 53.338 | | | | | | | | | |

**48** Soenen, BEL/ van Glabeke, BEL/ Lanting, MCO , **theoretical besttime: 2:03.125**

| | | | | | | | | | | | | | |
|---|---|---|---|---|---|---|---|---|---|---|---|---|---|
| 1 | 3:55.879 | 56.902 | 94 | 1:11.693 | 54 | 1:47.284 | 80 | 2:04.936 | 38.408 | 101 | 30.694 | 278 | 55.834 |
| 2 | 2:52.118 | 42.312 | 92 | 32.972 | ***280*** | 1:36.834 | 81 | 2:04.897 | 37.369 | 101 | 31.818 | 271 | ***55.710*** |
| 3 | 3:09.918 | 50.609 | 87 | 54.828 | 226 | 1:24.481 | 82 | 2:08.605 | 39.371 | 94 | 31.676 | 270 | 57.558 |
| 4 | 2:04.962 | 37.933 | 96 | 30.694 | 279 | 56.335 | 83 | 2:05.727 | 37.786 | 96 | 31.361 | 279 | 56.580 |
| 5 | 2:04.298 | 37.677 | 101 | 30.578 | 279 | 56.043 | 84 | 2:05.368 | 37.421 | 99 | 31.076 | 278 | 56.871 |
| 6 | 2:08.198 | 37.831 | 97 | 30.660 | 278 | 59.707 | 85 | 2:29.198 | 39.039 | 91 | 51.416 | 218 | 58.743 |
| 7 | 2:06.231 | 39.048 | 100 | 31.234 | 279 | 55.949 | 86 | 2:07.658 | 38.422 | 96 | 32.449 | 278 | 56.787 |
| 8 | 2:03.894 | 37.439 | ***102*** | ***30.309*** | 279 | 56.146 | 87 | 3:02.731 | 41.283 | 92 | 42.504 | 131 | 1:38.944 |
| 9 | 2:04.166 | 37.501 | 90 | 30.570 | 278 | 56.095 | 88 | 3:31.881 | 57.926 | 86 | 1:08.269 | 71 | 1:25.686 |
| 10 | 2:04.323 | 37.590 | 99 | 30.325 | 279 | 56.408 | 89 | 2:05.212 | 38.183 | 98 | 31.198 | 279 | 55.831 |
| 11 | ***2:03.781*** | 37.235 | 100 | 30.484 | 279 | 56.062 | 90 | 2:06.561 | 37.487 | 95 | 31.224 | 278 | 57.850 |
| 12 | 2:04.745 | 37.391 | 100 | 30.649 | 279 | 56.705 | 91 | 2:06.916 | 37.365 | 96 | 30.835 | 279 | 58.716 |
| 13 | 2:04.362 | 37.260 | 96 | 30.585 | 278 | 56.517 | 92 | 2:10.327 | 40.589 | 77 | 32.470 | 278 | 57.268 |
| 14 | 2:04.071 | 37.394 | 94 | 30.610 | 279 | 56.067 | 93 | 2:08.450 | 39.050 | 97 | 31.515 | 245 | 57.885 |
| 15 | 2:04.267 | 37.834 | 95 | 30.455 | 279 | 55.978 | 94 | 2:04.921 | 37.655 | 97 | 31.066 | 278 | 56.200 |
| 16 | 2:05.038 | 38.582 | 84 | 30.461 | 278 | 55.995 | 95 | 2:04.844 | 37.466 | 95 | 31.136 | 279 | 56.242 |
| 17 | 2:55.636 | ***37.106*** | 92 | 30.494 | 269 | 1:48.036 | 96 | 2:06.867 | 38.693 | 95 | 31.030 | 278 | 57.144 |
| 18 | 2:06.133 | 38.762 | 95 | 31.020 | 279 | 56.351 | 97 | 2:10.540 | 41.795 | 94 | 31.341 | 279 | 57.404 |
| 19 | 2:06.307 | 38.504 | 95 | 31.017 | ***280*** | 56.786 | 98 | 2:20.020 | 37.960 | 95 | 31.218 | 278 | 1:10.842 |
| 20 | 2:11.314 | 40.079 | 77 | 34.006 | 278 | 57.229 | 99 | 3:55.347 | 2:27.139 | 84 | 31.296 | 278 | 56.912 |
| 21 | 2:05.327 | 37.723 | 96 | 31.158 | 278 | 56.446 | 100 | 2:07.988 | 38.539 | 87 | 31.261 | 279 | 58.188 |
| 22 | 2:07.195 | 39.555 | 99 | 31.141 | 278 | 56.499 | 101 | 2:08.220 | 40.176 | 85 | 31.743 | 278 | 56.301 |
| 23 | 2:09.946 | 39.806 | 89 | 32.498 | 269 | 57.642 | 102 | 2:05.702 | 38.290 | 91 | 30.781 | 279 | 56.631 |
| 24 | 2:11.205 | 40.943 | 78 | 31.955 | 278 | 58.307 | 103 | 2:11.682 | 42.440 | 85 | 32.112 | 262 | 57.130 |
| 25 | 2:06.188 | 38.147 | 99 | 31.535 | ***280*** | 56.506 | 104 | 2:09.023 | 40.311 | 91 | 31.201 | 278 | 57.511 |
| 26 | 2:25.330 | 38.134 | 94 | 34.036 | 260 | 1:13.160 | 105 | 2:06.369 | 38.610 | 96 | 31.550 | 278 | 56.209 |
| 27 | 3:47.713 | 2:15.613 | 88 | 32.248 | 278 | 59.852 | 106 | 2:06.898 | 38.667 | 94 | 31.175 | 278 | 57.056 |
| 28 | 2:09.442 | 38.854 | 86 | 32.504 | 278 | 58.084 | 107 | 2:09.152 | 40.416 | 96 | 32.067 | 278 | 56.669 |
| 29 | 2:09.006 | 39.690 | 73 | 31.605 | 278 | 57.711 | 108 | 2:12.406 | 42.434 | 82 | 32.884 | 276 | 57.088 |
| 30 | 2:07.808 | 38.512 | 87 | 31.365 | 278 | 57.931 | 109 | 2:08.413 | 38.190 | 89 | 31.257 | 278 | 58.966 |
| 31 | 2:07.071 | 38.201 | 92 | 31.162 | 278 | 57.708 | 110 | 2:06.174 | 38.207 | 94 | 31.124 | 278 | 56.843 |
| 32 | 2:09.064 | 39.152 | 92 | 31.504 | 269 | 58.408 | 111 | 2:06.596 | 37.970 | 94 | 31.516 | 278 | 57.110 |
| 33 | 2:09.647 | 39.253 | 96 | 32.096 | 263 | 58.298 | 112 | 2:08.295 | 39.552 | 93 | 31.605 | 267 | 57.138 |
| 34 | 2:07.800 | 38.424 | 86 | 31.847 | 272 | 57.529 | 113 | 2:06.060 | 38.051 | 89 | 31.689 | 267 | 56.320 |
| 35 | 2:05.777 | 38.106 | 98 | 31.075 | 278 | 56.596 | 114 | 2:06.568 | 38.938 | 97 | 31.175 | 279 | 56.455 |
| 36 | 2:11.843 | 40.367 | 93 | 31.679 | 278 | 59.797 | 115 | 2:06.885 | 38.634 | 93 | 31.574 | 263 | 56.677 |
| 37 | 2:17.150 | 39.499 | 89 | 37.113 | 254 | 1:00.538 | 116 | 2:06.179 | 38.921 | 91 | 31.296 | 279 | 55.962 |
| 38 | 2:20.982 | 40.731 | 86 | 39.545 | 181 | 1:00.706 | 117 | 2:05.332 | 38.079 | 96 | 31.072 | 279 | 56.181 |
| 39 | 2:13.537 | 43.465 | 87 | 32.831 | 278 | 57.241 | 118 | 2:06.799 | 38.007 | 88 | 31.008 | 278 | 57.784 |
| 40 | 2:10.394 | 38.654 | 93 | 31.988 | 279 | 59.752 | 119 | 2:04.997 | 37.659 | 98 | 31.100 | 278 | 56.238 |
| 41 | 2:59.058 | 1:02.652 | 88 | 58.173 | 266 | 58.233 | 120 | 2:06.662 | 39.034 | 94 | 31.397 | 278 | 56.231 |
| 42 | 2:45.982 | 49.771 | 95 | 57.018 | 255 | 59.193 | 121 | 2:04.475 | 37.640 | 95 | 31.088 | 279 | 55.747 |
| 43 | 2:17.672 | 38.900 | 89 | 38.021 | 221 | 1:00.751 | 122 | 2:09.333 | 38.910 | 80 | 32.547 | 276 | 57.876 |
| 44 | 2:17.698 | 40.438 | 91 | 33.698 | 187 | 1:03.562 | 123 | 2:06.031 | 38.147 | 95 | 31.343 | 278 | 56.541 |
| 45 | 2:19.458 | 39.035 | 90 | 32.059 | 272 | 1:08.364 | 124 | 2:08.528 | 40.179 | 91 | 31.534 | 278 | 56.815 |
| 46 | 2:05.232 | 38.265 | 95 | 30.909 | 279 | 56.058 | 125 | 2:08.882 | 38.384 | | 31.588 | 273 | 58.910 |
| 47 | 2:06.995 | 37.830 | 94 | 31.536 | 277 | 57.629 | 126 | 2:08.049 | 40.076 | 97 | 31.541 | 277 | 56.432 |
| 48 | 2:06.020 | 38.217 | 94 | 31.101 | 278 | 56.702 | 127 | 2:17.329 | 38.430 | 87 | 31.449 | 277 | 1:07.450 |
| 49 | 2:05.810 | 37.587 | 97 | 30.811 | 278 | 57.412 | 128 | 4:08.673 | 2:37.275 | 91 | 32.737 | 278 | 58.661 |
| 50 | 2:07.079 | 38.264 | 91 | 31.127 | 278 | 57.688 | 129 | 2:14.009 | 39.877 | 92 | 31.705 | 278 | 1:02.427 |
| 51 | 2:06.063 | 38.358 | 96 | 31.214 | 278 | 56.491 | 130 | 2:13.815 | 40.199 | 94 | 32.586 | ***280*** | 1:01.030 |

# Blancpain Endurance Series

## Lap analysis Race

Provisional

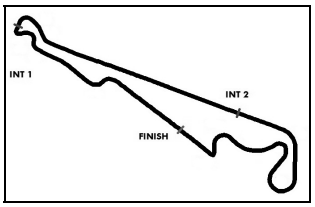


Circuit Paul Ricard Short, Length: 5791 m
Air temperature: 19.6°C
Track temperature: 20.3°C
Weather condition: Dry

Saturday 20.6.2015 17:00

## Lap analysis: Race

| Lap | Time | SE1 | SP1 | SE2 | SP2 | SE3 | SP3 | Lap | Time | SE1 | SP1 | SE2 | SP2 | SE3 | SP3 |
|---|---|---|---|---|---|---|---|---|---|---|---|---|---|---|---|
| 52 | 2:05.587 | 37.637 | 97 | 30.708 | 278 | 57.242 | | 131 | 2:13.214 | 40.289 | 79 | 32.958 | 279 | 59.967 | |
| 53 | 2:06.066 | 38.644 | 89 | 31.008 | 278 | 56.414 | | 132 | 2:15.315 | 40.893 | 88 | 33.008 | 278 | 1:01.414 | |
| 54 | 2:19.723 | 38.209 | 88 | 31.046 | 278 | 1:10.468 | | 133 | 2:13.975 | 40.233 | 91 | 32.247 | 278 | 1:01.495 | |
| 55 | 3:47.254 | 2:17.281 | 93 | 32.200 | 279 | 57.773 | | 134 | 2:11.824 | 40.459 | 89 | 32.372 | 279 | 58.993 | |
| 56 | 2:10.324 | 39.820 | 96 | 32.086 | 279 | 58.418 | | 135 | 2:13.687 | 39.929 | | 32.401 | 278 | 1:01.357 | |
| 57 | 2:08.758 | 39.122 | 95 | 31.562 | 279 | 58.074 | | 136 | 2:14.860 | 40.060 | 80 | 33.824 | 278 | 1:00.976 | |
| 58 | 2:11.298 | 40.777 | 80 | 32.240 | 279 | 58.281 | | 137 | 2:13.574 | 39.748 | 92 | 32.306 | 278 | 1:01.520 | |
| 59 | 2:10.848 | 39.715 | 94 | 31.442 | 278 | 59.691 | | 138 | 2:15.542 | 40.589 | 82 | 34.233 | 278 | 1:00.720 | |
| 60 | 2:13.759 | 40.685 | 77 | 33.914 | 278 | 59.160 | | 139 | 2:14.014 | 40.707 | 84 | 33.534 | 278 | 59.773 | |
| 61 | 2:10.854 | 39.525 | 93 | 31.914 | 278 | 59.415 | | 140 | 2:11.833 | 39.402 | 81 | 32.414 | 279 | 1:00.017 | |
| 62 | 2:11.128 | 39.994 | 94 | 31.629 | 278 | 59.505 | | 141 | 2:11.254 | 39.727 | 92 | 32.174 | 275 | 59.353 | |
| 63 | 2:12.341 | 39.656 | 94 | 32.758 | ***280*** | 59.927 | | 142 | 2:13.614 | 40.311 | 86 | 33.106 | ***280*** | 1:00.197 | |
| 64 | 2:11.256 | 39.545 | 96 | 32.381 | 278 | 59.330 | | 143 | 2:13.127 | 39.972 | 90 | 32.292 | 278 | 1:00.863 | |
| 65 | 2:12.617 | 40.347 | 86 | 32.633 | 278 | 59.637 | | 144 | 2:11.746 | 39.828 | 89 | 32.273 | 278 | 59.645 | |
| 66 | 2:10.825 | 40.529 | 95 | 31.840 | 278 | 58.456 | | 145 | 2:12.581 | 40.619 | 88 | 32.862 | 278 | 59.100 | |
| 67 | 2:11.867 | 41.577 | 94 | 32.260 | 268 | 58.030 | | 146 | 2:18.058 | 41.033 | 91 | 32.287 | 278 | 1:04.738 | |
| 68 | 2:09.395 | 38.927 | 93 | 31.841 | 278 | 58.627 | | 147 | 2:14.255 | 39.788 | 90 | 32.893 | 278 | 1:01.574 | |
| 69 | 2:10.446 | 39.044 | 86 | 32.250 | 278 | 59.152 | | 148 | 2:12.733 | 40.109 | 83 | 32.554 | 279 | 1:00.070 | |
| 70 | 6:06.069 | 39.120 | 91 | 4:13.794 | 262 | 1:13.155 | | 149 | 2:10.826 | 39.499 | 90 | 32.580 | 279 | 58.747 | |
| 71 | 5:35.506 | 4:03.883 | 85 | 33.258 | 272 | 58.365 | | 150 | 2:12.673 | 39.983 | 86 | 32.343 | ***280*** | 1:00.347 | |
| 72 | 2:07.025 | 38.399 | 94 | 30.857 | 279 | 57.769 | | 151 | 2:14.000 | 39.844 | 86 | 32.216 | ***280*** | 1:01.940 | |
| 73 | 2:06.403 | 39.090 | 96 | 31.196 | 278 | 56.117 | | 152 | 2:13.100 | 40.846 | 81 | 32.467 | 278 | 59.787 | |
| 74 | 2:08.842 | 39.246 | 97 | 31.043 | 277 | 58.553 | | 153 | 2:12.849 | 39.777 | 88 | 33.062 | 279 | 1:00.010 | |
| 75 | 2:15.136 | 39.828 | 95 | 33.407 | 257 | 1:01.901 | | 154 | 2:12.115 | 39.974 | 85 | 32.985 | 279 | 59.156 | |
| 76 | 2:08.249 | 38.949 | 96 | 32.030 | 278 | 57.270 | | 155 | 2:11.092 | 38.633 | 89 | 31.693 | 277 | 1:00.766 | |
| 77 | 2:13.086 | 40.206 | 95 | 31.865 | 254 | 1:01.015 | | 156 | 2:12.355 | 39.690 | 86 | 33.009 | 279 | 59.656 | |
| 78 | 2:07.242 | 38.645 | 96 | 31.731 | 278 | 56.866 | | 157 | 2:11.560 | 39.857 | 89 | 32.285 | 279 | 59.418 | |
| 79 | 2:06.840 | 37.955 | 99 | 31.269 | 278 | 57.616 | | | | | | | | | |

**49** Blank, ITA/ Bachelier, FRA/ Mallegol, FRA , **theoretical besttime: 2:02.513**

| | | | | | | | | | | | | | | | |
|---|---|---|---|---|---|---|---|---|---|---|---|---|---|---|---|
| 1 | 3:55.171 | 55.783 | 87 | 1:11.532 | 51 | 1:47.856 | | 20 | 2:03.467 | 37.450 | 102 | 30.451 | ***279*** | 55.566 | |
| 2 | 2:49.211 | | | | 281 | 1:34.158 | | 21 | 2:07.038 | 38.401 | 98 | 31.943 | ***279*** | 56.694 | |
| 3 | 3:08.905 | 51.011 | 88 | 54.821 | 227 | 1:23.073 | | 22 | 2:06.565 | 39.465 | 93 | 30.796 | ***279*** | 56.304 | |
| 4 | 2:05.650 | 38.393 | 102 | 30.875 | 278 | 56.382 | | 23 | 2:05.208 | 37.439 | 98 | 30.774 | 278 | 56.995 | |
| 5 | ***2:02.805*** | 37.448 | 102 | 30.250 | 278 | 55.107 | | 24 | 2:05.822 | 38.370 | 100 | 30.843 | ***279*** | 56.609 | |
| 6 | 2:04.977 | 37.829 | 100 | 30.518 | ***279*** | 56.630 | | 25 | 2:06.471 | 38.111 | 98 | 30.675 | 278 | 57.685 | |
| 7 | 2:02.988 | 37.762 | 103 | ***30.232*** | 278 | ***54.994*** | | 26 | 2:06.012 | 38.785 | 100 | 30.969 | ***279*** | 56.258 | |
| 8 | 2:03.261 | 37.358 | 100 | 30.431 | ***279*** | 55.472 | | 27 | 2:05.527 | 37.884 | 97 | 30.764 | 278 | 56.879 | |
| 9 | 2:03.229 | 37.317 | 100 | 30.357 | 278 | 55.555 | | 28 | 2:08.500 | 39.199 | 99 | 30.699 | 278 | 58.602 | |
| 10 | 2:04.056 | 37.340 | 100 | 30.385 | ***279*** | 56.331 | | 29 | 2:16.891 | 39.307 | 94 | 31.126 | 278 | 1:06.458 | |
| 11 | 2:03.404 | 37.445 | 101 | 30.289 | 278 | 55.670 | | 30 | 3:30.552 | 2:01.516 | 94 | 31.369 | ***279*** | 57.667 | |
| 12 | 2:03.913 | 37.400 | 98 | 30.625 | 278 | 55.888 | | 31 | 2:07.011 | 38.546 | 95 | 31.141 | 278 | 57.324 | |
| 13 | 2:03.742 | ***37.287*** | 100 | 30.536 | ***279*** | 55.919 | | 32 | 2:07.038 | 38.035 | 90 | 31.151 | ***279*** | 57.852 | |
| 14 | 2:03.850 | 37.406 | 98 | 30.615 | 278 | 55.829 | | 33 | 2:05.393 | 37.815 | 93 | 30.940 | 278 | 56.638 | |
| 15 | 2:03.596 | 37.380 | 96 | 30.623 | 278 | 55.593 | | 34 | 2:06.382 | 37.915 | 92 | 30.771 | 278 | 57.696 | |
| 16 | 2:04.554 | 37.613 | 101 | 30.849 | ***279*** | 56.092 | | 35 | 2:05.973 | 38.442 | 80 | 31.141 | ***279*** | 56.390 | |
| 17 | 2:04.297 | 37.609 | 100 | 30.724 | 278 | 55.964 | | 36 | 2:06.353 | 38.532 | 87 | 31.025 | 278 | 56.796 | |
| 18 | 2:04.201 | 37.588 | 101 | 30.826 | ***279*** | 55.787 | | | | | | | | | |
| 19 | 2:03.866 | 37.541 | ***104*** | 30.601 | 278 | 55.724 | | | | | | | | | |

**51** Guedes, PRT/ Cameron, GBR/ Griffin, IRL , **theoretical besttime: 1:57.683**

| | | | | | | | | | | | | | | | |
|---|---|---|---|---|---|---|---|---|---|---|---|---|---|---|---|
| 1 | 3:50.822 | 48.041 | 92 | 1:05.101 | 84 | 1:57.680 | | 87 | 2:02.662 | 36.530 | 96 | 30.537 | 279 | 55.595 | |
| 2 | 2:36.108 | 41.728 | 90 | 30.615 | 278 | 1:23.765 | | 88 | 2:03.391 | 37.060 | 97 | 30.696 | 279 | 55.635 | |
| 3 | 3:13.470 | 52.524 | 94 | 52.083 | 229 | 1:28.863 | | 89 | 2:03.123 | 37.144 | 91 | 30.597 | 279 | 55.382 | |
| 4 | 2:02.243 | 36.749 | 99 | 30.917 | 278 | 54.577 | | 90 | 2:02.708 | 36.904 | 96 | 30.532 | 278 | 55.272 | |
| 5 | 2:02.155 | 36.896 | 96 | 30.192 | 278 | 55.067 | | 91 | 2:03.239 | 36.886 | 96 | 30.515 | 279 | 55.838 | |
| 6 | 2:03.383 | 37.639 | 98 | 30.145 | 278 | 55.599 | | 92 | 2:17.871 | 39.052 | 93 | 33.455 | 240 | 1:05.364 | |
| 7 | 2:01.702 | 36.692 | 98 | 30.215 | 278 | 54.795 | | 93 | 2:07.877 | 39.827 | 92 | 31.804 | 278 | 56.246 | |
| 8 | 2:02.748 | 37.248 | 96 | 30.182 | 278 | 55.318 | | 94 | 2:40.686 | 37.413 | 94 | 31.132 | 279 | 1:32.141 | |
| 9 | 2:03.542 | 37.729 | 98 | 30.065 | 278 | 55.748 | | 95 | 3:29.353 | 1:07.550 | 88 | 1:04.124 | 106 | 1:17.679 | |

# Blancpain Endurance Series

## Lap analysis Race

Provisional

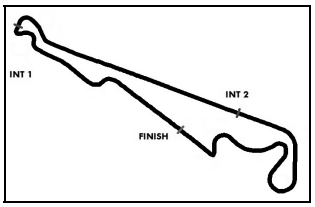


Circuit Paul Ricard Short, Length: 5791 m
Air temperature: 19.6°C
Track temperature: 20.3°C
Weather condition: Dry

Saturday 20.6.2015 17:00

## Lap analysis: Race

| Lap | Time | SE1 | SP1 | SE2 | SP2 | SE3 | SP3 | Lap | Time | SE1 | SP1 | SE2 | SP2 | SE3 | SP3 |
|---|---|---|---|---|---|---|---|---|---|---|---|---|---|---|---|
| 10 | 2:01.005 | 36.221 | 97 | 30.110 | 279 | 54.674 | | 96 | 2:03.351 | 37.148 | 95 | 30.419 | 278 | 55.784 | |
| 11 | 2:01.928 | 36.569 | 96 | 30.242 | 279 | 55.117 | | 97 | 2:03.952 | 37.258 | 97 | 30.634 | 278 | 56.060 | |
| 12 | 2:02.738 | 37.060 | 97 | 30.278 | 278 | 55.400 | | 98 | 2:04.667 | 37.258 | 98 | 30.192 | 278 | 57.217 | |
| 13 | 2:02.775 | 37.041 | 98 | 30.394 | ***280*** | 55.340 | | 99 | 2:06.315 | 38.432 | 93 | 30.805 | 278 | 57.078 | |
| 14 | 2:05.031 | 36.808 | 97 | 30.584 | 278 | 57.639 | | 100 | 2:06.259 | 38.943 | 88 | 30.409 | 279 | 56.907 | |
| 15 | 2:02.880 | 37.294 | 94 | 30.240 | 279 | 55.346 | | 101 | 2:04.372 | 37.733 | 97 | 30.613 | ***280*** | 56.026 | |
| 16 | 2:02.586 | 36.752 | 96 | 30.129 | 278 | 55.705 | | 102 | 2:03.889 | 37.643 | 98 | 30.435 | 278 | 55.811 | |
| 17 | 2:03.148 | 37.001 | 96 | 30.345 | 278 | 55.802 | | 103 | 2:04.118 | 37.633 | 96 | 30.604 | 278 | 55.881 | |
| 18 | 2:03.156 | 36.959 | 97 | 30.694 | 279 | 55.503 | | 104 | 2:03.214 | 37.087 | 93 | 30.400 | 278 | 55.727 | |
| 19 | 2:02.520 | 36.716 | 97 | 30.288 | 278 | 55.516 | | 105 | 2:04.828 | 37.609 | 98 | 30.424 | 279 | 56.795 | |
| 20 | 2:03.456 | 37.262 | 97 | 30.462 | 278 | 55.732 | | 106 | 2:03.722 | 37.605 | 97 | 30.449 | 278 | 55.668 | |
| 21 | 2:03.310 | 36.803 | 98 | 30.420 | 279 | 56.087 | | 107 | 2:03.563 | 37.214 | 94 | 30.560 | 279 | 55.789 | |
| 22 | 2:02.630 | 36.966 | 96 | 30.295 | 278 | 55.369 | | 108 | 2:13.522 | 36.981 | 97 | 30.722 | 278 | 1:05.819 | |
| 23 | 2:02.652 | 36.720 | 98 | 30.389 | 279 | 55.543 | | 109 | 3:21.129 | 1:57.642 | 100 | 30.068 | 278 | 53.419 | |
| 24 | 2:05.156 | 37.028 | 97 | 30.657 | 278 | 57.471 | | 110 | 1:58.671 | 35.836 | 95 | 29.859 | 278 | 52.976 | |
| 25 | 2:03.532 | 37.127 | 98 | 30.903 | 278 | 55.502 | | 111 | 1:58.884 | 35.740 | 98 | 29.927 | 278 | 53.217 | |
| 26 | 2:12.684 | 37.664 | 96 | 30.150 | 278 | 1:04.870 | | 112 | 1:58.317 | 35.461 | 100 | 29.855 | 279 | 53.001 | |
| 27 | 3:21.474 | 1:56.124 | 94 | 30.823 | 278 | 54.527 | | 113 | 1:59.395 | 35.680 | 97 | 29.919 | 279 | 53.796 | |
| 28 | 2:01.253 | 36.666 | 97 | 30.245 | 278 | 54.342 | | 114 | 2:00.310 | 36.120 | 97 | ***29.702*** | 279 | 54.488 | |
| 29 | 2:01.720 | 36.843 | 94 | 30.364 | 278 | 54.513 | | 115 | 2:00.504 | 35.987 | 97 | 29.894 | 278 | 54.623 | |
| 30 | 2:02.773 | 36.802 | 94 | 30.994 | 278 | 54.977 | | 116 | 1:59.382 | 35.770 | 99 | 30.030 | 279 | 53.582 | |
| 31 | 2:01.525 | 36.698 | 97 | 30.315 | 278 | 54.512 | | 117 | 2:00.001 | | | | 279 | 53.987 | |
| 32 | 2:01.436 | 36.624 | 99 | 30.188 | 278 | 54.624 | | 118 | 1:59.210 | 35.809 | 99 | 29.990 | 278 | 53.411 | |
| 33 | 2:03.164 | 38.031 | 95 | 30.359 | 278 | 54.774 | | 119 | 1:59.986 | 35.799 | 98 | 29.948 | 279 | 54.239 | |
| 34 | 2:01.747 | 37.367 | 97 | 30.198 | 278 | 54.182 | | 120 | 2:01.113 | 37.000 | 99 | 30.583 | 279 | 53.530 | |
| 35 | 2:01.358 | 36.599 | 94 | 30.504 | 279 | 54.255 | | 121 | 1:59.605 | 35.891 | 97 | 29.889 | 279 | 53.825 | |
| 36 | 2:01.773 | 36.557 | 97 | 30.607 | 278 | 54.609 | | 122 | 2:00.124 | 36.436 | 95 | 29.970 | 278 | 53.718 | |
| 37 | 2:02.284 | 36.860 | 99 | 30.337 | 279 | 55.087 | | 123 | 1:59.181 | 35.682 | 96 | 30.014 | 278 | 53.485 | |
| 38 | 2:06.749 | 37.553 | 98 | 31.722 | 269 | 57.474 | | 124 | 2:00.209 | 35.734 | 96 | 29.932 | 279 | 54.543 | |
| 39 | 2:07.495 | 38.007 | 93 | 33.010 | 273 | 56.478 | | 125 | 1:59.404 | 35.826 | 96 | 29.919 | 278 | 53.659 | |
| 40 | 2:19.580 | 39.024 | 93 | 39.189 | 159 | 1:01.367 | | 126 | 1:59.594 | 35.832 | 96 | 30.011 | 278 | 53.751 | |
| 41 | 3:28.541 | 42.895 | 87 | 1:10.207 | 78 | 1:35.439 | | 127 | 1:59.884 | 35.852 | 97 | 29.998 | 279 | 54.034 | |
| 42 | 2:59.640 | 1:01.480 | 85 | 49.241 | 184 | 1:08.919 | | 128 | 1:59.293 | 35.814 | 94 | 30.029 | 279 | 53.450 | |
| 43 | 2:42.469 | 45.420 | 87 | 49.131 | 169 | 1:07.918 | | 129 | 1:59.743 | 35.828 | 96 | 29.948 | 278 | 53.967 | |
| 44 | 2:32.705 | 41.930 | 90 | 35.308 | 265 | 1:15.467 | | 130 | 2:00.200 | 35.797 | 97 | 29.934 | 278 | 54.469 | |
| 45 | 3:09.407 | 1:44.997 | 96 | 30.620 | 279 | 53.790 | | 131 | 2:00.342 | 35.888 | 96 | 30.124 | 278 | 54.330 | |
| 46 | 2:23.706 | 38.533 | 96 | 42.498 | 166 | 1:02.675 | | 132 | 1:59.964 | 35.868 | 97 | 30.114 | 279 | 53.982 | |
| 47 | 2:01.513 | 37.208 | 92 | 30.354 | 278 | 53.951 | | 133 | 1:59.567 | 35.897 | 96 | 30.097 | 278 | 53.573 | |
| 48 | 2:01.739 | 37.042 | 99 | 30.291 | 279 | 54.406 | | 134 | 1:59.916 | 36.096 | 95 | 30.195 | 278 | 53.625 | |
| 49 | 2:00.988 | 36.526 | 99 | 30.442 | 278 | 54.020 | | 135 | 2:00.847 | 36.906 | 94 | 30.171 | 278 | 53.770 | |
| 50 | 2:02.355 | 36.403 | 100 | 30.397 | 278 | 55.555 | | 136 | 2:02.002 | 36.744 | 99 | 30.075 | 278 | 55.183 | |
| 51 | 2:02.569 | 37.146 | 96 | 30.428 | 278 | 54.995 | | 137 | 2:01.019 | 36.501 | 96 | 30.056 | 278 | 54.462 | |
| 52 | 2:01.599 | 36.704 | 93 | 30.437 | 278 | 54.458 | | 138 | 2:00.392 | 36.247 | 97 | 30.048 | 278 | 54.097 | |
| 53 | 2:01.865 | 36.691 | 94 | 30.997 | 278 | 54.177 | | 139 | 2:10.869 | 36.522 | 97 | 30.067 | 278 | 1:04.280 | |
| 54 | 2:02.434 | 36.659 | 97 | 30.383 | 279 | 55.392 | | 140 | 3:19.662 | 1:56.533 | 97 | 30.119 | 279 | 53.010 | |
| 55 | 2:01.689 | 36.562 | 98 | 30.279 | 278 | 54.848 | | 141 | 1:58.335 | ***35.325*** | 96 | 29.896 | 278 | 53.114 | |
| 56 | 2:01.728 | 36.841 | 99 | 30.492 | 279 | 54.395 | | 142 | ***1:58.142*** | 35.532 | 97 | 29.954 | 278 | ***52.656*** | |
| 57 | 2:01.707 | 36.760 | 99 | 30.291 | 279 | 54.656 | | 143 | 1:58.756 | 35.871 | 95 | 29.842 | 278 | 53.043 | |
| 58 | 2:03.011 | 36.786 | 97 | 30.413 | 279 | 55.812 | | 144 | 1:58.809 | 35.847 | 97 | 29.943 | 279 | 53.019 | |
| 59 | 2:02.079 | 36.820 | 100 | 30.477 | ***280*** | 54.782 | | 145 | 2:00.492 | 35.774 | 98 | 29.862 | 279 | 54.856 | |
| 60 | 2:02.434 | 36.660 | 97 | 30.490 | 279 | 55.284 | | 146 | 2:00.174 | 36.404 | 94 | 29.919 | 279 | 53.851 | |
| 61 | 2:02.227 | 36.750 | ***101*** | 30.580 | 279 | 54.897 | | 147 | 1:59.707 | 36.443 | 95 | 29.904 | 279 | 53.360 | |
| 62 | 2:02.061 | 36.650 | 99 | 30.293 | 278 | 55.118 | | 148 | 1:58.723 | 35.631 | 96 | 29.870 | 278 | 53.222 | |
| 63 | 2:02.725 | 36.663 | 99 | 30.452 | 278 | 55.610 | | 149 | 2:00.997 | 36.465 | 98 | 29.929 | 278 | 54.603 | |
| 64 | 2:02.670 | 37.432 | 98 | 30.519 | 279 | 54.719 | | 150 | 1:59.252 | 35.909 | 96 | 30.017 | 278 | 53.326 | |
| 65 | 2:02.367 | 36.653 | 99 | 30.493 | 278 | 55.221 | | 151 | 1:59.879 | 36.589 | 94 | 29.943 | 279 | 53.347 | |
| 66 | 2:01.902 | 36.476 | 98 | 30.487 | 278 | 54.939 | | 152 | 2:00.020 | 35.970 | 95 | 30.032 | 278 | 54.018 | |
| 67 | 2:02.275 | 36.648 | 97 | 30.658 | 278 | 54.969 | | 153 | 1:59.546 | 36.012 | 93 | 29.907 | 279 | 53.627 | |
| 68 | 2:02.611 | 36.761 | 97 | 30.515 | 278 | 55.335 | | 154 | 1:59.321 | 35.875 | 96 | 29.907 | 278 | 53.539 | |
| 69 | 2:02.657 | 36.692 | 99 | 30.564 | 278 | 55.401 | | 155 | 2:00.225 | 35.970 | 97 | 29.887 | 278 | 54.368 | |
| 70 | 2:03.631 | 37.212 | 96 | 30.598 | 279 | 55.821 | | 156 | 2:01.196 | 37.040 | 94 | 29.902 | 279 | 54.254 | |

# Blancpain Endurance Series

## Lap analysis Race

Provisional

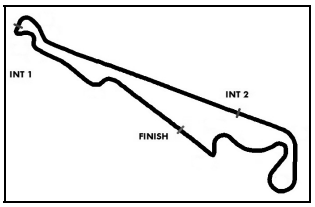


Circuit Paul Ricard Short, Length: 5791 m
Air temperature: 19.6°C
Track temperature: 20.3°C
Weather condition: Dry

Saturday 20.6.2015 17:00

# Lap analysis: Race

| Lap | Time | SE1 | SP1 | SE2 | SP2 | SE3 | SP3 | Lap | Time | SE1 | SP1 | SE2 | SP2 | SE3 | SP3 |
|---|---|---|---|---|---|---|---|---|---|---|---|---|---|---|---|
| 71 | 2:03.261 | 37.055 | 93 | 30.914 | 278 | 55.292 | | 157 | 1:59.419 | 35.749 | 97 | 30.017 | 279 | 53.653 | |
| 72 | 2:02.502 | 36.988 | 100 | 30.603 | 279 | 54.911 | | 158 | 2:00.991 | 36.455 | 98 | 29.916 | 276 | 54.620 | |
| 73 | 2:02.755 | 37.092 | 98 | 30.474 | 278 | 55.189 | | 159 | 1:59.546 | 35.872 | 94 | 29.758 | 279 | 53.916 | |
| 74 | 2:03.510 | 37.147 | 98 | 30.860 | 278 | 55.503 | | 160 | 1:59.347 | 36.036 | 95 | 29.764 | 279 | 53.547 | |
| 75 | 2:14.384 | 37.012 | 99 | 30.575 | 278 | 1:06.797 | | 161 | 1:59.683 | 35.804 | 94 | 29.832 | 278 | 54.047 | |
| 76 | 3:24.563 | 1:57.692 | 98 | 30.221 | 276 | 56.650 | | 162 | 2:00.448 | 36.362 | 95 | 29.854 | 278 | 54.232 | |
| 77 | 2:01.940 | 36.826 | 97 | 30.370 | 278 | 54.744 | | 163 | 1:59.891 | 35.896 | 95 | 29.705 | 279 | 54.290 | |
| 78 | 2:03.689 | 37.690 | 97 | 30.386 | 279 | 55.613 | | 164 | 2:01.868 | 36.417 | 99 | 29.826 | 278 | 55.625 | |
| 79 | 2:04.051 | 36.860 | 95 | 30.435 | 274 | 56.756 | | 165 | 2:01.476 | 36.700 | 97 | 29.777 | 277 | 54.999 | |
| 80 | 2:03.236 | 37.247 | 98 | 30.239 | 278 | 55.750 | | 166 | 2:00.751 | 36.626 | 95 | 29.976 | 278 | 54.149 | |
| 81 | 2:04.481 | 36.919 | 94 | 30.950 | 279 | 56.612 | | 167 | 1:59.502 | 35.850 | 96 | 29.854 | 278 | 53.798 | |
| 82 | 2:04.356 | 37.633 | 96 | 30.443 | 278 | 56.280 | | 168 | 1:59.444 | 35.884 | 97 | 29.837 | 279 | 53.723 | |
| 83 | 2:03.693 | 38.340 | 96 | 30.296 | 278 | 55.057 | | 169 | 2:00.706 | 36.409 | 100 | 29.966 | 279 | 54.331 | |
| 84 | 2:01.844 | 36.799 | 98 | 30.079 | 279 | 54.966 | | 170 | 2:01.318 | 36.357 | 97 | 30.023 | 279 | 54.938 | |
| 85 | 2:02.335 | 36.724 | 97 | 30.519 | ***280*** | 55.092 | | | | | | | | | |
| 86 | 2:03.052 | 37.484 | 97 | 30.549 | 276 | 55.019 | | | | | | | | | |

**52** De Leener, BEL/ Sbirrazzuoli, MCO , ,

**theoretical besttime: 1:58.634**

| | | | | | | | | | | | | | | |
|---|---|---|---|---|---|---|---|---|---|---|---|---|---|---|
| 1 | 3:56.815 | 55.487 | 94 | 1:10.878 | 60 | 1:50.450 | 86 | 2:02.748 | 37.184 | 98 | 30.650 | 278 | 54.914 |
| 2 | 2:45.259 | 40.480 | 83 | 32.656 | 279 | 1:32.123 | 87 | 2:11.876 | 36.684 | 94 | 30.544 | 278 | 1:04.648 |
| 3 | 3:09.316 | 51.024 | 89 | 54.648 | 189 | 1:23.644 | 88 | 3:03.902 | 1:36.885 | 96 | 31.622 | 279 | 55.395 |
| 4 | 2:03.100 | 37.565 | 97 | 30.377 | 279 | 55.158 | 89 | 2:02.339 | 37.297 | 95 | 30.375 | 278 | 54.667 |
| 5 | 2:02.332 | 37.255 | 98 | 30.211 | 278 | 54.866 | 90 | 2:02.900 | 37.443 | 98 | 30.449 | 279 | 55.008 |
| 6 | 2:03.400 | 37.209 | 100 | 30.507 | 278 | 55.684 | 91 | 2:02.262 | 36.827 | 95 | 30.454 | 278 | 54.981 |
| 7 | 2:02.741 | 37.630 | 99 | 29.988 | 279 | 55.123 | 92 | 2:04.602 | 37.394 | 92 | 30.779 | 278 | 56.429 |
| 8 | 2:02.975 | 37.478 | 97 | 30.342 | 278 | 55.155 | 93 | 2:05.518 | 38.258 | 97 | 30.870 | 272 | 56.390 |
| 9 | 2:03.207 | 37.536 | 97 | 30.160 | 278 | 55.511 | 94 | 2:38.836 | 38.516 | 97 | 30.886 | 278 | 1:29.434 |
| 10 | 2:03.333 | 37.092 | 100 | 30.162 | 279 | 56.079 | 95 | 3:21.689 | 57.746 | 93 | 1:03.670 | 104 | 1:20.273 |
| 11 | 2:01.915 | 37.514 | 93 | 30.186 | 278 | 54.215 | 96 | 2:05.112 | 38.183 | 100 | 30.936 | 278 | 55.993 |
| 12 | 2:01.945 | 36.892 | 94 | 30.097 | 279 | 54.956 | 97 | 2:04.862 | 37.560 | 95 | 30.699 | 278 | 56.603 |
| 13 | 2:03.768 | 37.441 | ***102*** | 30.120 | 279 | 56.207 | 98 | 2:05.882 | 37.080 | 95 | 30.925 | 279 | 57.877 |
| 14 | 2:01.706 | 36.940 | 98 | 30.146 | 279 | 54.620 | 99 | 2:06.592 | 39.519 | 88 | 30.874 | 279 | 56.199 |
| 15 | 2:02.019 | 36.734 | 96 | 30.232 | 278 | 55.053 | 100 | 2:11.390 | 38.947 | 88 | 31.124 | 279 | 1:01.319 |
| 16 | 2:02.637 | 37.415 | 97 | 30.114 | 279 | 55.108 | 101 | 2:04.040 | 37.582 | 95 | 30.759 | 278 | 55.699 |
| 17 | 2:02.037 | 37.000 | 98 | 30.406 | 278 | 54.631 | 102 | 2:03.217 | 37.407 | 93 | 30.609 | 278 | 55.201 |
| 18 | 2:02.146 | 36.663 | 100 | 30.397 | 279 | 55.086 | 103 | 2:03.461 | 37.634 | 94 | 30.415 | 279 | 55.412 |
| 19 | 2:02.303 | 36.699 | 98 | 30.174 | 278 | 55.430 | 104 | 2:06.161 | 38.845 | 95 | 31.125 | 278 | 56.191 |
| 20 | 2:02.886 | 36.983 | 96 | 30.522 | 278 | 55.381 | 105 | 2:13.560 | 37.188 | 94 | 30.689 | 278 | 1:05.683 |
| 21 | 2:01.979 | 36.846 | 94 | 30.271 | 278 | 54.862 | 106 | 3:19.532 | 1:53.949 | 98 | 30.242 | 278 | 55.341 |
| 22 | 2:02.158 | 36.773 | 99 | 30.103 | 279 | 55.282 | 107 | 2:00.613 | 36.886 | 98 | 29.876 | 278 | 53.851 |
| 23 | 2:02.094 | 36.738 | 93 | 30.290 | 278 | 55.066 | 108 | 1:59.182 | 36.211 | 96 | 29.914 | 279 | ***53.057*** |
| 24 | 2:03.336 | 38.251 | 95 | 30.260 | 279 | 54.825 | 109 | ***1:58.907*** | ***35.805*** | 98 | ***29.772*** | 279 | 53.330 |
| 25 | 2:05.077 | 37.422 | 97 | 31.375 | 278 | 56.280 | 110 | 1:59.914 | 35.977 | 100 | 29.797 | 278 | 54.140 |
| 26 | 2:02.286 | 37.003 | 93 | 30.150 | 278 | 55.133 | 111 | 1:59.608 | 35.911 | 97 | 29.961 | 278 | 53.736 |
| 27 | 2:01.914 | 36.785 | 98 | 30.268 | 278 | 54.861 | 112 | 1:59.957 | 35.822 | 98 | 29.874 | 278 | 54.261 |
| 28 | 2:12.294 | 36.568 | 94 | 30.311 | 278 | 1:05.415 | 113 | 2:00.671 | 35.876 | 97 | 30.111 | 279 | 54.684 |
| 29 | 3:27.295 | 2:01.858 | 89 | 30.937 | 278 | 54.500 | 114 | 2:00.014 | 36.260 | 98 | 30.031 | 278 | 53.723 |
| 30 | 2:00.010 | 36.312 | 98 | 29.877 | 279 | 53.821 | 115 | 2:00.806 | 36.932 | 91 | 30.127 | 279 | 53.747 |
| 31 | 2:00.451 | 36.782 | 97 | 29.792 | 278 | 53.877 | 116 | 2:00.021 | 36.128 | 95 | 29.971 | 279 | 53.922 |
| 32 | 2:00.213 | 36.192 | 99 | 29.871 | 278 | 54.150 | 117 | 1:59.688 | 35.980 | 99 | 29.956 | 278 | 53.752 |
| 33 | 2:00.494 | 36.174 | 96 | 30.076 | 279 | 54.244 | 118 | 1:59.816 | 36.162 | 96 | 30.034 | 279 | 53.620 |
| 34 | 2:01.295 | 36.494 | 97 | 30.291 | 278 | 54.510 | 119 | 2:01.102 | 35.909 | 99 | 30.141 | 279 | 55.052 |
| 35 | 2:00.588 | 36.303 | 97 | 29.996 | 278 | 54.289 | 120 | 2:00.366 | 36.534 | 97 | 29.943 | 279 | 53.889 |
| 36 | 2:01.303 | 36.833 | 98 | 30.073 | 278 | 54.397 | 121 | 2:00.686 | 36.220 | 98 | 30.125 | 278 | 54.341 |
| 37 | 2:02.292 | 37.460 | 97 | 30.323 | ***280*** | 54.509 | 122 | 2:00.095 | 36.169 | 93 | 30.101 | 278 | 53.825 |
| 38 | 2:05.640 | 36.874 | 94 | 30.366 | 279 | 58.400 | 123 | 2:00.876 | 36.020 | 96 | 30.232 | 266 | 54.624 |
| 39 | 2:12.154 | 38.621 | 90 | 34.958 | 252 | 58.575 | 124 | 2:00.229 | 36.000 | 98 | 30.023 | 278 | 54.206 |
| 40 | 2:16.180 | 38.072 | 94 | 34.897 | 176 | 1:03.211 | 125 | 2:01.168 | 36.543 | 96 | 30.396 | 278 | 54.229 |
| 41 | 3:26.375 | 41.218 | 87 | 1:10.017 | 81 | 1:35.140 | 126 | 2:00.435 | 36.056 | 95 | 30.313 | 278 | 54.066 |
| 42 | 2:59.899 | 1:02.015 | 85 | 48.824 | 192 | 1:09.060 | 127 | 2:00.240 | 36.063 | 95 | 30.104 | 278 | 54.073 |

# Blancpain Endurance Series

## Lap analysis Race

Provisional

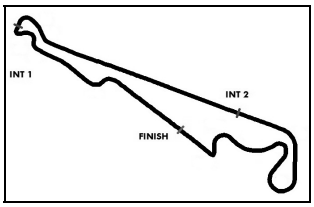


Circuit Paul Ricard Short, Length: 5791 m
Air temperature: 19.6°C
Track temperature: 20.3°C
Weather condition: Dry

Saturday 20.6.2015 17:00

## Lap analysis: Race

| Lap | Time | SE1 | SP1 | SE2 | SP2 | SE3 | SP3 | Lap | Time | SE1 | SP1 | SE2 | SP2 | SE3 | SP3 |
|---|---|---|---|---|---|---|---|---|---|---|---|---|---|---|---|
| 43 | 2:42.948 | 45.461 | 93 | 48.875 | 173 | 1:08.612 | | 128 | 2:00.811 | 36.246 | 96 | 30.172 | 278 | 54.393 | |
| 44 | 2:22.164 | 41.237 | 98 | 35.575 | 253 | 1:05.352 | | 129 | 2:00.832 | 36.236 | 96 | 30.183 | 278 | 54.413 | |
| 45 | 2:19.475 | 40.866 | 94 | 33.794 | 279 | 1:04.815 | | 130 | 2:00.918 | 36.310 | 97 | 30.216 | 279 | 54.392 | |
| 46 | 2:35.997 | 43.248 | 89 | 36.913 | 209 | 1:15.836 | | 131 | 2:01.535 | 36.597 | 96 | 30.259 | 278 | 54.679 | |
| 47 | 2:00.762 | 36.541 | 96 | 29.953 | 279 | 54.268 | | 132 | 2:00.844 | 36.105 | 96 | 30.185 | 278 | 54.554 | |
| 48 | 1:59.544 | 35.940 | 97 | 29.784 | 278 | 53.820 | | 133 | 2:01.120 | 36.076 | 96 | 30.291 | 278 | 54.753 | |
| 49 | 2:00.016 | 36.060 | 98 | 29.887 | 279 | 54.069 | | 134 | 2:01.436 | 36.258 | 97 | 30.400 | 279 | 54.778 | |
| 50 | 1:59.893 | 36.066 | 95 | 29.849 | 279 | 53.978 | | 135 | 2:01.792 | 36.864 | 97 | 30.215 | 279 | 54.713 | |
| 51 | 2:00.178 | 36.296 | 96 | 29.866 | 279 | 54.016 | | 136 | 2:01.642 | 36.345 | 98 | 30.191 | 279 | 55.106 | |
| 52 | 2:01.771 | 37.585 | 86 | 30.159 | 279 | 54.027 | | 137 | 2:11.857 | 36.527 | 94 | 30.504 | 279 | 1:04.826 | |
| 53 | 2:00.875 | 36.731 | 92 | 30.004 | 278 | 54.140 | | 138 | 3:50.260 | 2:22.854 | 95 | 31.078 | 278 | 56.328 | |
| 54 | 2:02.437 | 36.384 | 99 | 29.887 | 278 | 56.166 | | 139 | 2:04.056 | 37.300 | 97 | 30.960 | 279 | 55.796 | |
| 55 | 2:00.683 | 36.477 | 97 | 30.050 | 278 | 54.156 | | 140 | 2:02.988 | 37.007 | 98 | 30.850 | 277 | 55.131 | |
| 56 | 2:01.456 | 36.449 | 95 | 30.040 | 278 | 54.967 | | 141 | 2:04.645 | 36.816 | 95 | 30.832 | 278 | 56.997 | |
| 57 | 2:11.920 | 37.029 | 99 | 30.231 | 278 | 1:04.660 | | 142 | 2:03.592 | 37.324 | 96 | 30.638 | 278 | 55.630 | |
| 58 | 3:23.942 | 1:58.379 | 101 | 30.829 | 279 | 54.734 | | 143 | 2:03.335 | 38.128 | 95 | 30.541 | 278 | 54.666 | |
| 59 | 2:04.671 | 37.713 | 99 | 30.979 | 279 | 55.979 | | 144 | 2:03.346 | 37.025 | 98 | 30.672 | 278 | 55.649 | |
| 60 | 2:06.375 | 38.120 | 96 | 31.406 | 279 | 56.849 | | 145 | 2:01.676 | 36.730 | 100 | 30.298 | 278 | 54.648 | |
| 61 | 2:02.913 | 36.887 | 99 | 30.280 | 278 | 55.746 | | 146 | 2:02.072 | 36.640 | 97 | 30.378 | 278 | 55.054 | |
| 62 | 2:04.653 | 38.471 | 98 | 30.240 | 279 | 55.942 | | 147 | 2:03.808 | 36.885 | 97 | 30.834 | 279 | 56.089 | |
| 63 | 2:05.162 | 37.894 | 97 | 30.901 | 279 | 56.367 | | 148 | 2:05.027 | 36.902 | 97 | 30.792 | 278 | 57.333 | |
| 64 | 2:05.429 | 37.360 | 95 | 30.146 | 279 | 57.923 | | 149 | 2:02.570 | 37.402 | 98 | 30.486 | 278 | 54.682 | |
| 65 | 2:02.345 | 37.453 | 99 | 30.270 | 279 | 54.622 | | 150 | 2:04.126 | 37.035 | 91 | 31.593 | 273 | 55.498 | |
| 66 | 2:02.482 | 37.632 | 91 | 30.428 | 279 | 54.422 | | 151 | 2:02.273 | 36.804 | 98 | 30.655 | 278 | 54.814 | |
| 67 | 2:02.228 | 36.553 | 100 | 30.226 | 278 | 55.449 | | 152 | 2:02.052 | 36.807 | 99 | 30.579 | 278 | 54.666 | |
| 68 | 2:01.933 | 36.691 | 95 | 30.291 | 278 | 54.951 | | 153 | 2:02.696 | 37.146 | 99 | 30.552 | 278 | 54.998 | |
| 69 | 2:02.729 | 37.583 | 95 | 30.717 | 278 | 54.429 | | 154 | 2:02.700 | 37.064 | 95 | 30.707 | 278 | 54.929 | |
| 70 | 2:02.707 | 36.706 | 97 | 30.416 | 278 | 55.585 | | 155 | 2:05.170 | 36.796 | 95 | 30.514 | 278 | 57.860 | |
| 71 | 2:02.895 | 37.088 | 94 | 30.561 | 278 | 55.246 | | 156 | 2:03.864 | 37.132 | 99 | 30.750 | 278 | 55.982 | |
| 72 | 2:03.806 | 37.154 | 94 | 30.815 | 279 | 55.837 | | 157 | 2:04.561 | 37.191 | 98 | 30.778 | 278 | 56.592 | |
| 73 | 2:02.703 | 36.920 | 99 | 30.300 | 278 | 55.483 | | 158 | 2:02.568 | 37.104 | 99 | 30.524 | 278 | 54.940 | |
| 74 | 2:03.169 | 36.774 | 93 | 30.729 | 267 | 55.666 | | 159 | 2:03.742 | 36.698 | 99 | 31.282 | 268 | 55.762 | |
| 75 | 2:02.537 | 36.881 | 98 | 30.366 | 279 | 55.290 | | 160 | 2:01.746 | 36.778 | 96 | 30.517 | 278 | 54.451 | |
| 76 | 2:02.812 | 37.344 | 98 | 30.657 | 278 | 54.811 | | 161 | 2:03.856 | 38.241 | 85 | 30.640 | 278 | 54.975 | |
| 77 | 2:02.898 | 37.044 | 96 | 30.523 | 278 | 55.331 | | 162 | 2:04.697 | 37.486 | 95 | 30.307 | 279 | 56.904 | |
| 78 | 2:05.972 | 36.978 | 92 | 30.776 | 278 | 58.218 | | 163 | 2:02.817 | 37.017 | 96 | 30.466 | 278 | 55.334 | |
| 79 | 2:02.467 | 37.122 | 95 | 30.500 | 278 | 54.845 | | 164 | 2:01.748 | 36.732 | 99 | 30.495 | 278 | 54.521 | |
| 80 | 2:03.606 | 37.514 | 93 | 30.607 | 276 | 55.485 | | 165 | 2:03.038 | 37.331 | 97 | 30.794 | 278 | 54.913 | |
| 81 | 2:02.370 | 36.981 | 97 | 30.426 | 278 | 54.963 | | 166 | 2:03.965 | 36.762 | 93 | 30.445 | 278 | 56.758 | |
| 82 | 2:03.356 | 37.440 | 93 | 30.481 | 276 | 55.435 | | 167 | 2:04.244 | 37.153 | 99 | 30.428 | 278 | 56.663 | |
| 83 | 2:03.208 | 37.227 | 98 | 30.586 | 279 | 55.395 | | 168 | 2:04.823 | 38.319 | 88 | 30.945 | 278 | 55.559 | |
| 84 | 2:02.228 | 37.055 | 97 | 30.375 | 279 | 54.798 | | | | | | | | | |
| 85 | 2:02.445 | 37.222 | 93 | 30.479 | 278 | 54.744 | | | | | | | | | |

**53** Perazzini, ITA/ Potolicchio, VEN/ Cioci, ITA , **theoretical besttime: 1:59.093**

| | | | | | | | | | | | | | | |
|---|---|---|---|---|---|---|---|---|---|---|---|---|---|---|
| 1 | 3:44.806 | 44.771 | 100 | 59.849 | 96 | 2:00.186 | 82 | 2:04.788 | 37.682 | 95 | 30.829 | 279 | 56.277 |
| 2 | 2:23.905 | 40.983 | 94 | 31.310 | ***281*** | 1:11.612 | 83 | 2:14.174 | 37.420 | 95 | 30.532 | 278 | 1:06.222 |
| 3 | 3:17.066 | 47.895 | 89 | 52.925 | 183 | 1:36.246 | 84 | 3:21.130 | 1:55.909 | 100 | 30.346 | 278 | 54.875 |
| 4 | 2:01.493 | 37.128 | 98 | 29.965 | 278 | 54.400 | 85 | 2:02.772 | 37.320 | 100 | 30.589 | 279 | 54.863 |
| 5 | 2:02.130 | 37.047 | 97 | 30.084 | 278 | 54.999 | 86 | 2:03.097 | 36.788 | 100 | 30.320 | 278 | 55.989 |
| 6 | 2:03.443 | 36.969 | 96 | 30.679 | 279 | 55.795 | 87 | 2:01.808 | 36.797 | 96 | 30.387 | 279 | 54.624 |
| 7 | 2:02.919 | 37.055 | 97 | 30.051 | 280 | 55.813 | 88 | 2:02.382 | 37.029 | 99 | 30.383 | 280 | 54.970 |
| 8 | 2:02.892 | 37.241 | 97 | 29.995 | 279 | 55.656 | 89 | 2:01.835 | 36.806 | 99 | 30.368 | 279 | 54.661 |
| 9 | 2:03.612 | 37.322 | 97 | 30.234 | 280 | 56.056 | 90 | 2:02.568 | 37.122 | 92 | 30.584 | 279 | 54.862 |
| 10 | 2:02.097 | 36.967 | 98 | 30.083 | 278 | 55.047 | 91 | 2:02.552 | 37.044 | 99 | 30.438 | 280 | 55.070 |
| 11 | 2:02.007 | 37.158 | 96 | 29.938 | 279 | 54.911 | 92 | 2:26.681 | 38.237 | 85 | 49.703 | 218 | 58.741 |
| 12 | 2:02.551 | 36.998 | 97 | 30.190 | 279 | 55.363 | 93 | 2:07.468 | 38.018 | 95 | 32.587 | 279 | 56.863 |
| 13 | 2:02.944 | 37.041 | 91 | 30.311 | 279 | 55.592 | 94 | 2:59.704 | 38.438 | 90 | 42.819 | 131 | 1:38.447 |
| 14 | 2:02.813 | 37.034 | 96 | 30.202 | 279 | 55.577 | 95 | 3:29.338 | 56.301 | 93 | 1:05.037 | 87 | 1:28.000 |
| 15 | 2:02.786 | 37.116 | 94 | 30.169 | 279 | 55.501 | 96 | 2:03.893 | 37.466 | 97 | 30.573 | 279 | 55.854 |

# Blancpain Endurance Series

## Lap analysis Race

Provisional

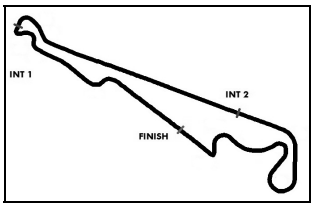


Circuit Paul Ricard Short, Length: 5791 m
Air temperature: 19.6°C
Track temperature: 20.3°C
Weather condition: Dry

Saturday 20.6.2015 17:00

## Lap analysis: Race

| Lap | Time | SE1 | SP1 | SE2 | SP2 | SE3 | SP3 | Lap | Time | SE1 | SP1 | SE2 | SP2 | SE3 | SP3 |
|---|---|---|---|---|---|---|---|---|---|---|---|---|---|---|---|
| 16 | 2:01.784 | 36.712 | 96 | 29.922 | 279 | 55.150 | | 97 | 2:02.853 | 37.031 | 99 | 30.452 | 278 | 55.370 | |
| 17 | 2:02.102 | 36.548 | 99 | 30.125 | 279 | 55.429 | | 98 | 2:02.899 | 37.138 | 97 | 30.327 | 279 | 55.434 | |
| 18 | 2:02.579 | 37.245 | 96 | 30.180 | 279 | 55.154 | | 99 | 2:03.975 | 37.420 | 99 | 30.503 | 280 | 56.052 | |
| 19 | 2:02.249 | 36.795 | 99 | 30.308 | 279 | 55.146 | | 100 | 2:03.145 | 36.926 | 100 | 30.484 | 280 | 55.735 | |
| 20 | 2:02.621 | 36.889 | 99 | 30.193 | 279 | 55.539 | | 101 | 2:03.857 | 37.392 | 96 | 30.587 | 278 | 55.878 | |
| 21 | 2:03.256 | 37.714 | 97 | 30.173 | 279 | 55.369 | | 102 | 2:03.418 | 37.359 | 91 | 30.659 | 279 | 55.400 | |
| 22 | 2:02.273 | 36.852 | 99 | 30.178 | 279 | 55.243 | | 103 | 2:02.612 | 36.950 | 98 | 30.481 | 279 | 55.181 | |
| 23 | 2:02.490 | 36.810 | 99 | 30.305 | 279 | 55.375 | | 104 | 2:03.824 | 37.976 | 99 | 30.638 | 278 | 55.210 | |
| 24 | 2:02.803 | 36.806 | 98 | 30.299 | 278 | 55.698 | | 105 | 2:03.356 | 37.109 | 98 | 30.621 | 278 | 55.626 | |
| 25 | 2:02.344 | 36.953 | 98 | 30.112 | 279 | 55.279 | | 106 | 2:04.177 | 37.221 | 98 | 30.644 | 278 | 56.312 | |
| 26 | 2:04.153 | 37.735 | 98 | 30.943 | 279 | 55.475 | | 107 | 2:03.916 | 37.438 | 97 | 30.609 | 279 | 55.869 | |
| 27 | 2:13.421 | 37.551 | 99 | 30.332 | 279 | 1:05.538 | | 108 | 2:03.958 | 37.727 | 97 | 30.719 | 279 | 55.512 | |
| 28 | 3:18.435 | 1:54.949 | 99 | 29.818 | 278 | ***53.668*** | | 109 | 2:03.720 | 37.739 | 99 | 30.709 | 278 | 55.272 | |
| 29 | 2:00.574 | 35.838 | 97 | 29.875 | 279 | 54.861 | | 110 | 2:14.256 | 38.278 | 98 | 30.869 | 279 | 1:05.109 | |
| 30 | 2:00.030 | 35.899 | 98 | 29.947 | 279 | 54.184 | | 111 | 3:27.431 | 2:00.233 | 100 | 31.423 | 276 | 55.775 | |
| 31 | ***2:00.022*** | 35.930 | 98 | ***29.813*** | 279 | 54.279 | | 112 | 2:05.109 | 37.377 | 93 | 31.216 | 271 | 56.516 | |
| 32 | 2:00.629 | 36.223 | 96 | 29.903 | 280 | 54.503 | | 113 | 2:03.823 | 37.038 | 96 | 31.203 | 274 | 55.582 | |
| 33 | 2:03.003 | ***35.612*** | 100 | 29.966 | 279 | 57.425 | | 114 | 2:03.761 | 37.402 | 97 | 30.904 | 278 | 55.455 | |
| 34 | 2:00.594 | 36.312 | 99 | 30.027 | 278 | 54.255 | | 115 | 2:05.776 | 37.356 | 91 | 31.422 | 273 | 56.998 | |
| 35 | 2:00.774 | 36.115 | 98 | 29.977 | 279 | 54.682 | | 116 | 2:04.075 | 36.986 | 97 | 31.629 | 277 | 55.460 | |
| 36 | 2:00.922 | 36.325 | 98 | 30.221 | 279 | 54.376 | | 117 | 2:03.883 | 37.466 | 95 | 31.080 | 277 | 55.337 | |
| 37 | 2:01.769 | 36.028 | 99 | 30.162 | 279 | 55.579 | | 118 | 2:02.513 | 36.713 | 95 | 30.786 | 280 | 55.014 | |
| 38 | 2:00.795 | 36.519 | 99 | 30.094 | 278 | 54.182 | | 119 | 2:03.901 | 36.883 | 91 | 31.002 | 266 | 56.016 | |
| 39 | 2:14.135 | 38.545 | 92 | 37.983 | 264 | 57.607 | | 120 | 2:03.993 | 37.132 | 97 | 30.743 | 279 | 56.118 | |
| 40 | 2:33.679 | 40.265 | 85 | 50.322 | 228 | 1:03.092 | | 121 | 2:04.649 | 37.883 | 95 | 30.860 | 277 | 55.906 | |
| 41 | 2:13.672 | 43.117 | 92 | 34.108 | 278 | 56.447 | | 122 | 2:05.888 | 37.748 | 90 | 31.469 | 273 | 56.671 | |
| 42 | 2:13.033 | 38.314 | 97 | 32.626 | 279 | 1:02.093 | | 123 | 2:04.860 | 37.535 | 97 | 30.955 | 280 | 56.370 | |
| 43 | 2:54.504 | 1:01.097 | 88 | 53.665 | 234 | 59.742 | | 124 | 2:04.326 | 37.272 | 98 | 31.098 | 279 | 55.956 | |
| 44 | 2:47.126 | 50.050 | 93 | 59.185 | 230 | 57.891 | | 125 | 2:04.419 | 37.246 | 97 | 31.038 | 278 | 56.135 | |
| 45 | 2:20.072 | 39.876 | 93 | 40.594 | 177 | 59.602 | | 126 | 2:04.650 | 37.250 | 97 | 31.251 | 276 | 56.149 | |
| 46 | 2:16.212 | 38.018 | 96 | 39.605 | 166 | 58.589 | | 127 | 2:04.122 | 37.263 | 95 | 31.116 | 278 | 55.743 | |
| 47 | 2:24.352 | 38.500 | 96 | 37.743 | 225 | 1:08.109 | | 128 | 2:04.882 | 37.032 | 96 | 31.182 | 267 | 56.668 | |
| 48 | 2:02.814 | 36.932 | 95 | 30.700 | 279 | 55.182 | | 129 | 2:05.514 | 37.311 | 95 | 30.846 | 279 | 57.357 | |
| 49 | 2:01.491 | 36.967 | 94 | 30.269 | 279 | 54.255 | | 130 | 2:04.062 | 37.503 | 97 | 30.832 | 278 | 55.727 | |
| 50 | 2:00.399 | 35.819 | 98 | 30.040 | 279 | 54.540 | | 131 | 2:04.242 | 37.195 | 95 | 31.039 | 280 | 56.008 | |
| 51 | 2:01.097 | 36.604 | 97 | 29.855 | 278 | 54.638 | | 132 | 2:04.518 | 37.319 | 97 | 30.981 | 279 | 56.218 | |
| 52 | 2:02.456 | 37.340 | 94 | 29.912 | 278 | 55.204 | | 133 | 2:07.126 | 37.871 | 90 | 31.427 | 278 | 57.828 | |
| 53 | 2:00.885 | 36.093 | 98 | 30.008 | 279 | 54.784 | | 134 | 2:06.585 | 37.884 | 97 | 31.424 | 280 | 57.277 | |
| 54 | 2:01.560 | 36.785 | ***102*** | 30.049 | 279 | 54.726 | | 135 | 2:05.699 | 38.288 | 93 | 31.070 | 278 | 56.341 | |
| 55 | 2:01.319 | 36.664 | 92 | 30.024 | 278 | 54.631 | | 136 | 2:05.637 | 38.495 | 97 | 31.132 | 279 | 56.010 | |
| 56 | 2:10.195 | 36.303 | 97 | 29.892 | 279 | 1:04.000 | | 137 | 2:16.344 | 37.868 | 93 | 31.336 | 280 | 1:07.140 | |
| 57 | 3:25.417 | 1:57.511 | 94 | 31.310 | 272 | 56.596 | | 138 | 3:20.180 | 1:55.616 | 97 | 30.550 | 279 | 54.014 | |
| 58 | 2:05.321 | 37.730 | 97 | 31.188 | 279 | 56.403 | | 139 | 2:00.956 | 36.492 | 94 | 30.490 | 279 | 53.974 | |
| 59 | 2:04.221 | 37.321 | 90 | 30.472 | 278 | 56.428 | | 140 | 2:00.570 | 36.109 | 96 | 30.453 | 278 | 54.008 | |
| 60 | 2:02.789 | 37.211 | 95 | 30.360 | 278 | 55.218 | | 141 | 2:00.950 | 35.926 | 98 | 30.577 | 278 | 54.447 | |
| 61 | 2:02.409 | 36.911 | 91 | 30.342 | 278 | 55.156 | | 142 | 2:01.724 | 36.742 | 97 | 30.302 | 278 | 54.680 | |
| 62 | 2:02.987 | 36.874 | 94 | 30.314 | 280 | 55.799 | | 143 | 2:02.332 | 36.597 | 98 | 30.646 | 275 | 55.089 | |
| 63 | 2:02.701 | 37.097 | 95 | 30.448 | 279 | 55.156 | | 144 | 2:01.292 | 36.606 | 97 | 30.378 | 279 | 54.308 | |
| 64 | 2:02.589 | 36.911 | 89 | 30.212 | 274 | 55.466 | | 145 | 2:01.264 | 36.161 | 96 | 30.480 | 279 | 54.623 | |
| 65 | 2:03.099 | 37.398 | 95 | 30.375 | 279 | 55.326 | | 146 | 2:00.955 | 36.324 | 94 | 30.301 | 280 | 54.330 | |
| 66 | 2:03.071 | 36.909 | 97 | 30.375 | 279 | 55.787 | | 147 | 2:01.056 | 36.155 | 98 | 30.405 | 279 | 54.496 | |
| 67 | 2:02.150 | 36.786 | 95 | 30.250 | 279 | 55.114 | | 148 | 2:02.298 | 36.486 | 99 | 30.441 | 279 | 55.371 | |
| 68 | 2:02.317 | 36.620 | 99 | 30.358 | 279 | 55.339 | | 149 | 2:01.941 | 36.695 | 94 | 30.427 | 279 | 54.819 | |
| 69 | 2:02.964 | 37.152 | 91 | 30.245 | 279 | 55.567 | | 150 | 2:01.289 | 36.381 | 94 | 30.456 | 279 | 54.452 | |
| 70 | 2:02.915 | 36.801 | 96 | 30.261 | 279 | 55.853 | | 151 | 2:01.140 | 36.326 | 99 | 30.412 | 279 | 54.402 | |
| 71 | 2:02.616 | 37.005 | 96 | 30.132 | 278 | 55.479 | | 152 | 2:01.710 | 36.951 | 93 | 30.383 | 279 | 54.376 | |
| 72 | 2:02.933 | 37.174 | 97 | 30.287 | 279 | 55.472 | | 153 | 2:02.229 | 36.762 | 95 | 30.164 | 279 | 55.303 | |
| 73 | 2:03.738 | 37.136 | 98 | 30.396 | 279 | 56.206 | | 154 | 2:00.914 | 36.353 | 98 | 30.330 | 278 | 54.231 | |
| 74 | 2:03.761 | 37.081 | 97 | 30.481 | 278 | 56.199 | | 155 | 2:00.886 | 36.169 | 100 | 30.279 | 278 | 54.438 | |
| 75 | 2:03.370 | 37.156 | 97 | 30.423 | 278 | 55.791 | | 156 | 2:02.693 | 36.935 | 99 | 30.427 | 279 | 55.331 | |
| 76 | 2:04.414 | 37.153 | 96 | 30.967 | 278 | 56.294 | | 157 | 2:01.248 | 36.196 | 97 | 30.331 | 279 | 54.721 | |

# Blancpain Endurance Series

## Lap analysis Race

Provisional

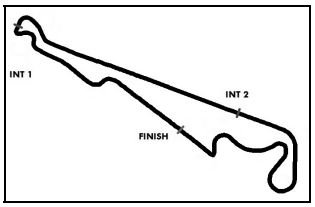


Circuit Paul Ricard Short, Length: 5791 m
Air temperature: 19.6°C
Track temperature: 20.3°C
Weather condition: Dry

Saturday 20.6.2015 17:00

# Lap analysis: Race

| Lap | Time | SE1 | SP1 | SE2 | SP2 | SE3 | SP3 | Lap | Time | SE1 | SP1 | SE2 | SP2 | SE3 | SP3 |
|---|---|---|---|---|---|---|---|---|---|---|---|---|---|---|---|
| 77 | 2:03.356 | 36.934 | 97 | 30.459 | 279 | 55.963 | | 158 | 2:00.661 | 36.166 | 96 | 30.187 | 278 | 54.308 | |
| 78 | 2:03.465 | 37.314 | 96 | 30.534 | 278 | 55.617 | | 159 | 2:02.570 | 37.175 | 95 | 30.486 | 279 | 54.909 | |
| 79 | 2:04.017 | 37.297 | 95 | 30.534 | 278 | 56.186 | | 160 | 2:01.442 | 36.132 | 92 | 30.480 | 279 | 54.830 | |
| 80 | 2:04.616 | 37.479 | 93 | 31.117 | 278 | 56.020 | | 161 | 2:14.278 | 36.336 | 90 | 30.817 | 276 | 1:07.125 | |
| 81 | 2:06.338 | 37.613 | 91 | 30.824 | 269 | 57.901 | | | | | | | | | |

**54** Yazbil, ARG/ Borches, ARG/ Alvarez, ARG , **theoretical besttime: 2:01.355**

| | | | | | | | | | | | | | |
|---|---|---|---|---|---|---|---|---|---|---|---|---|---|
| 1 | 3:54.305 | 54.199 | 97 | 1:09.322 | 57 | 1:50.784 | 11 | ***2:01.649*** | 36.998 | 97 | 30.244 | 281 | ***54.407*** |
| 2 | 2:41.828 | 41.035 | 92 | 30.819 | 282 | 1:29.974 | 12 | 2:02.194 | 36.993 | 97 | 30.293 | 282 | 54.908 |
| 3 | 3:11.724 | 52.460 | 85 | 52.036 | 233 | 1:27.228 | 13 | 2:02.784 | 37.511 | 98 | 30.397 | 282 | 54.876 |
| 4 | 2:03.869 | 37.458 | 98 | 31.000 | 273 | 55.411 | 14 | 2:02.218 | 36.816 | 99 | 30.378 | 282 | 55.024 |
| 5 | 2:04.368 | 37.932 | 97 | 30.858 | 273 | 55.578 | 15 | 2:02.514 | 36.941 | 99 | 30.374 | 281 | 55.199 |
| 6 | 2:03.887 | 37.357 | ***100*** | 30.571 | ***283*** | 55.959 | 16 | 2:02.006 | 37.158 | 99 | 30.262 | ***283*** | 54.586 |
| 7 | 2:02.605 | 37.402 | 98 | ***30.191*** | 281 | 55.012 | 17 | 2:02.266 | 36.938 | 100 | 30.492 | 281 | 54.836 |
| 8 | 2:02.876 | 37.464 | 97 | 30.283 | ***283*** | 55.129 | 18 | 2:02.418 | 36.948 | ***100*** | 30.489 | 282 | 54.981 |
| 9 | 2:03.099 | 37.492 | 99 | 30.301 | 280 | 55.306 | 19 | 2:02.392 | ***36.757*** | 98 | 30.645 | ***283*** | 54.990 |
| 10 | 2:03.416 | 37.209 | 99 | 30.557 | 281 | 55.650 | | | | | | | |

**55** Gitlin, RUS/ Chukanov, RUS/ Ramos, PRT , **theoretical besttime: 2:35.218**

| | | | | | | | | | | | | | |
|---|---|---|---|---|---|---|---|---|---|---|---|---|---|
| 1 | 3:21.201 | 1:00.764 | 93 | 45.678 | 81 | 1:34.759 | 3 | 3:11.185 | 50.646 | 83 | 55.466 | 228 | ***1:25.073*** |
| 2 | ***2:47.186*** | 40.444 | 88 | ***32.659*** | 281 | 1:34.083 | | | | | | | |

**56** Häring, DEU/ Konstantinou, GRC/ Schmickler, DEU , **theoretical besttime: 1:59.994**

| | | | | | | | | | | | | | |
|---|---|---|---|---|---|---|---|---|---|---|---|---|---|
| 1 | 3:52.728 | 53.986 | 92 | 1:08.389 | 62 | 1:50.353 | 85 | 2:02.372 | 37.259 | 100 | 30.094 | 283 | 55.019 |
| 2 | 2:44.162 | 43.411 | 97 | 30.554 | 283 | 1:30.197 | 86 | 3:50.721 | 37.370 | 99 | 30.175 | 283 | 2:43.176 |
| 3 | 3:11.344 | 52.134 | 98 | 52.201 | 240 | 1:27.009 | 87 | 2:31.309 | 1:01.681 | 74 | 33.526 | 275 | 56.102 |
| 4 | 2:03.699 | 38.293 | 103 | 30.265 | 285 | 55.141 | 88 | 2:03.156 | 37.520 | 101 | 30.750 | 281 | 54.886 |
| 5 | 2:02.990 | 37.086 | ***105*** | 30.085 | 279 | 55.819 | 89 | 2:01.956 | 37.397 | 102 | 30.280 | 281 | 54.279 |
| 6 | 2:02.615 | 37.618 | 103 | 29.964 | 283 | 55.033 | 90 | 2:02.763 | 36.836 | 98 | 30.256 | 283 | 55.671 |
| 7 | 2:02.540 | 37.482 | 101 | 30.283 | 285 | 54.775 | 91 | 2:04.688 | 37.883 | 97 | 30.560 | 280 | 56.245 |
| 8 | 2:01.658 | 36.951 | 99 | 29.949 | ***286*** | 54.758 | 92 | 2:05.627 | 39.079 | 101 | 30.729 | 282 | 55.819 |
| 9 | 2:02.008 | 37.125 | 101 | 30.026 | 286 | 54.857 | 93 | 2:39.920 | 39.662 | 103 | 30.829 | 281 | 1:29.429 |
| 10 | 2:01.792 | 36.957 | 99 | 29.988 | 276 | 54.847 | 94 | 3:20.353 | 57.247 | 99 | 1:03.002 | 115 | 1:20.104 |
| 11 | 2:02.046 | 37.268 | 99 | 30.076 | 281 | 54.702 | 95 | 2:04.815 | 37.462 | 98 | 31.015 | 285 | 56.338 |
| 12 | 2:02.025 | 37.176 | 103 | ***29.942*** | 277 | 54.907 | 96 | 2:04.559 | 37.380 | 96 | 30.446 | 283 | 56.733 |
| 13 | 2:02.018 | 37.234 | 104 | 30.065 | 279 | 54.719 | 97 | 2:04.791 | 37.230 | 99 | 30.351 | 285 | 57.210 |
| 14 | 2:01.891 | 37.007 | 103 | 29.988 | 282 | 54.896 | 98 | 2:05.314 | 38.309 | 95 | 30.557 | 285 | 56.448 |
| 15 | 2:02.073 | 37.149 | 104 | 30.130 | 286 | 54.794 | 99 | 2:07.107 | 39.793 | 92 | 30.704 | 284 | 56.610 |
| 16 | 2:02.402 | 37.321 | 100 | 30.216 | 279 | 54.865 | 100 | 2:04.383 | 37.752 | 99 | 30.453 | 284 | 56.178 |
| 17 | 2:02.439 | 37.028 | 102 | 30.174 | 281 | 55.237 | 101 | 2:04.864 | 37.742 | 102 | 30.735 | 281 | 56.387 |
| 18 | 2:02.846 | 37.245 | 102 | 30.200 | 286 | 55.401 | 102 | 2:04.580 | 37.569 | 100 | 30.675 | 284 | 56.336 |
| 19 | 2:02.469 | 37.416 | 102 | 30.093 | ***286*** | 54.960 | 103 | 2:04.877 | 38.261 | 103 | 30.472 | 285 | 56.144 |
| 20 | 2:03.421 | 37.613 | ***105*** | 30.571 | 286 | 55.237 | 104 | 2:04.271 | 37.974 | 100 | 30.567 | 285 | 55.730 |
| 21 | 2:02.893 | 37.446 | 98 | 30.231 | ***286*** | 55.216 | 105 | 2:04.349 | 38.098 | 102 | 30.766 | 283 | 55.485 |
| 22 | 2:02.284 | 36.927 | 101 | 30.238 | 284 | 55.119 | 106 | 2:04.531 | 38.411 | 101 | 30.369 | 286 | 55.751 |
| 23 | 2:02.107 | 36.913 | 101 | 30.287 | 286 | 54.907 | 107 | 2:06.712 | 38.034 | 97 | 30.773 | 280 | 57.905 |
| 24 | 2:02.844 | 37.137 | 100 | 30.135 | ***286*** | 55.572 | 108 | 2:05.500 | 38.734 | 99 | 30.690 | 283 | 56.076 |
| 25 | 2:10.562 | 37.182 | 99 | 37.701 | 285 | 55.679 | 109 | 2:06.323 | 38.572 | 101 | 30.846 | 280 | 56.905 |
| 26 | 2:04.642 | 38.616 | 98 | 30.541 | 285 | 55.485 | 110 | 3:35.550 | 38.723 | 98 | 30.912 | 279 | 2:25.915 |
| 27 | 2:04.470 | 37.949 | 96 | 30.642 | ***286*** | 55.879 | 111 | 2:26.431 | 1:00.824 | 94 | 31.192 | 279 | 54.415 |
| 28 | 2:05.243 | 37.517 | 98 | 30.410 | 283 | 57.316 | 112 | 2:02.302 | 37.373 | 101 | 30.520 | 279 | 54.409 |
| 29 | 3:38.651 | 38.082 | 101 | 31.155 | 286 | 2:29.414 | 113 | 2:01.378 | 36.916 | 99 | 30.374 | 278 | 54.088 |
| 30 | 2:29.674 | 1:01.568 | 97 | 32.110 | 279 | 55.996 | 114 | 2:00.761 | 36.792 | 99 | 30.206 | 279 | ***53.763*** |
| 31 | 2:06.778 | 38.277 | 101 | 30.920 | 279 | 57.581 | 115 | 2:03.001 | 37.824 | 93 | 30.254 | 279 | 54.923 |
| 32 | 2:08.017 | 38.401 | 97 | 31.160 | 283 | 58.456 | 116 | 2:01.485 | 36.977 | 102 | 30.207 | 280 | 54.301 |
| 33 | 2:05.084 | 37.842 | 102 | 31.084 | 283 | 56.158 | 117 | 2:01.654 | 37.363 | 97 | 30.363 | 281 | 53.928 |
| 34 | 2:04.083 | 37.711 | 100 | 30.854 | 283 | 55.518 | 118 | 2:02.581 | 37.345 | 92 | 30.807 | 281 | 54.429 |
| 35 | 2:04.008 | 38.008 | 102 | 30.979 | 284 | 55.021 | 119 | 2:01.991 | 37.062 | 101 | 30.366 | 281 | 54.563 |
| 36 | 2:03.550 | 37.495 | 101 | 30.733 | 284 | 55.322 | 120 | 2:01.770 | 36.473 | 101 | 30.790 | 260 | 54.507 |

# Blancpain Endurance Series

## Lap analysis Race

Provisional

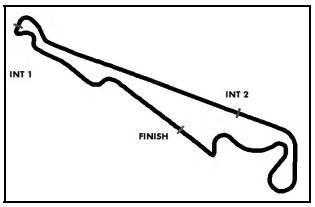


Circuit Paul Ricard Short, Length: 5791 m
Air temperature: 19.6°C
Track temperature: 20.3°C
Weather condition: Dry

Saturday 20.6.2015 17:00

## Lap analysis: Race

| Lap | Time | SE1 | SP1 | SE2 | SP2 | SE3 | SP3 | Lap | Time | SE1 | SP1 | SE2 | SP2 | SE3 | SP3 |
|---|---|---|---|---|---|---|---|---|---|---|---|---|---|---|---|
| 37 | 2:04.019 | 37.638 | 102 | 30.798 | 283 | 55.583 | | 121 | ***2:00.719*** | ***36.289*** | 101 | 30.272 | 281 | 54.158 | |
| 38 | 2:11.535 | 38.247 | 100 | 34.136 | 260 | 59.152 | | 122 | 2:01.173 | 36.713 | 98 | 30.372 | 281 | 54.088 | |
| 39 | 2:51.350 | 39.618 | 91 | 1:05.021 | 236 | 1:06.711 | | 123 | 2:01.422 | 36.582 | 101 | 30.262 | 279 | 54.578 | |
| 40 | 2:13.510 | 43.778 | 95 | 32.159 | 279 | 57.573 | | 124 | 2:01.721 | 36.987 | 97 | 30.436 | 279 | 54.298 | |
| 41 | 2:11.144 | 38.292 | 103 | 31.534 | 281 | 1:01.318 | | 125 | 2:01.241 | 36.419 | 100 | 30.518 | 278 | 54.304 | |
| 42 | 2:56.341 | 1:01.738 | 95 | 54.083 | 228 | 1:00.520 | | 126 | 2:02.130 | 37.105 | 101 | 30.474 | 279 | 54.551 | |
| 43 | 2:45.265 | 48.018 | 99 | 58.853 | 232 | 58.394 | | 127 | 2:01.347 | 36.626 | 101 | 30.292 | 281 | 54.429 | |
| 44 | 2:20.131 | 43.216 | 93 | 38.563 | 234 | 58.352 | | 128 | 2:02.666 | 37.039 | 97 | 30.420 | 272 | 55.207 | |
| 45 | 2:18.170 | 39.884 | 102 | 40.552 | 205 | 57.734 | | 129 | 2:04.320 | 37.931 | 91 | 31.369 | 278 | 55.020 | |
| 46 | 2:25.736 | 38.978 | 102 | 38.129 | 238 | 1:08.629 | | 130 | 2:03.277 | 36.902 | 97 | 30.557 | 279 | 55.818 | |
| 47 | 2:06.460 | 38.540 | 95 | 31.056 | 283 | 56.864 | | 131 | 2:01.596 | 36.766 | 99 | 30.409 | 281 | 54.421 | |
| 48 | 2:04.682 | 37.504 | 98 | 30.656 | 285 | 56.522 | | 132 | 2:01.550 | 36.784 | 99 | 30.424 | 280 | 54.342 | |
| 49 | 2:04.799 | 37.838 | 100 | 31.093 | 280 | 55.868 | | 133 | 2:01.721 | 36.831 | 97 | 30.346 | 281 | 54.544 | |
| 50 | 2:04.285 | 37.660 | 100 | 30.784 | 283 | 55.841 | | 134 | 2:03.971 | 38.099 | 102 | 30.722 | 281 | 55.150 | |
| 51 | 2:03.857 | 37.268 | 98 | 30.847 | 281 | 55.742 | | 135 | 2:02.679 | 37.537 | 95 | 30.517 | 281 | 54.625 | |
| 52 | 2:03.740 | 37.545 | 102 | 30.775 | 282 | 55.420 | | 136 | 2:02.643 | 37.066 | 95 | 30.621 | 281 | 54.956 | |
| 53 | 2:04.094 | 37.789 | 103 | 30.711 | 283 | 55.594 | | 137 | 2:02.887 | 37.434 | 97 | 30.665 | 279 | 54.788 | |
| 54 | 2:03.204 | 37.161 | 100 | 30.678 | 283 | 55.365 | | 138 | 2:02.188 | 37.145 | 96 | 30.307 | 281 | 54.736 | |
| 55 | 2:02.903 | 37.269 | 102 | 30.663 | 283 | 54.971 | | 139 | 2:04.185 | 37.791 | 100 | 30.401 | 282 | 55.993 | |
| 56 | 2:04.113 | 37.643 | 100 | 30.716 | 280 | 55.754 | | 140 | 2:05.009 | 37.984 | 96 | 30.756 | 280 | 56.269 | |
| 57 | 2:03.429 | 37.226 | 103 | 31.031 | 281 | 55.172 | | 141 | 3:42.567 | 37.845 | 94 | 30.558 | 283 | 2:34.164 | |
| 58 | 3:29.536 | 37.469 | 96 | 30.771 | 281 | 2:21.296 | | 142 | 2:31.324 | 1:02.094 | 101 | 31.504 | 273 | 57.726 | |
| 59 | 2:26.704 | 1:00.443 | 99 | 31.033 | 279 | 55.228 | | 143 | 2:05.670 | 37.676 | 102 | 31.196 | 278 | 56.798 | |
| 60 | 2:03.780 | 37.302 | 102 | 30.783 | 269 | 55.695 | | 144 | 2:05.227 | 38.083 | 102 | 30.967 | 278 | 56.177 | |
| 61 | 2:02.843 | 37.572 | 102 | 30.288 | 284 | 54.983 | | 145 | 2:05.899 | 37.563 | 100 | 31.020 | 281 | 57.316 | |
| 62 | 2:02.259 | 37.465 | 101 | 30.234 | 282 | 54.560 | | 146 | 2:05.427 | 37.567 | 92 | 31.183 | 277 | 56.677 | |
| 63 | 2:01.407 | 36.839 | 103 | 30.137 | 281 | 54.431 | | 147 | 2:05.095 | 37.437 | 98 | 31.079 | 276 | 56.579 | |
| 64 | 2:01.600 | 36.904 | 102 | 30.145 | 281 | 54.551 | | 148 | 2:04.009 | 37.991 | 96 | 30.715 | 281 | 55.303 | |
| 65 | 2:01.813 | 37.127 | 102 | 30.310 | 280 | 54.376 | | 149 | 2:03.901 | 37.431 | 103 | 30.552 | 283 | 55.918 | |
| 66 | 2:01.471 | 36.857 | 101 | 30.376 | 283 | 54.238 | | 150 | 2:03.094 | 36.951 | 97 | 30.503 | 282 | 55.640 | |
| 67 | 2:02.797 | 36.802 | 99 | 30.307 | 283 | 55.688 | | 151 | 2:04.391 | 37.579 | 97 | 30.580 | 281 | 56.232 | |
| 68 | 2:03.827 | 37.425 | 100 | 30.343 | 281 | 56.059 | | 152 | 2:05.389 | 37.289 | 97 | 30.529 | 281 | 57.571 | |
| 69 | 2:02.298 | 37.406 | 100 | 30.216 | 283 | 54.676 | | 153 | 2:04.082 | 37.631 | 99 | 30.766 | 280 | 55.685 | |
| 70 | 2:02.019 | 37.010 | 101 | 30.281 | 286 | 54.728 | | 154 | 2:04.982 | 37.819 | 97 | 31.354 | 281 | 55.809 | |
| 71 | 2:02.298 | 37.265 | 98 | 30.337 | 282 | 54.696 | | 155 | 2:04.520 | 38.008 | 101 | 30.701 | 281 | 55.811 | |
| 72 | 2:02.124 | 36.903 | 99 | 30.397 | 283 | 54.824 | | 156 | 2:03.467 | 37.288 | 101 | 30.636 | 280 | 55.543 | |
| 73 | 2:02.834 | 37.281 | 99 | 30.552 | 283 | 55.001 | | 157 | 2:03.251 | 37.165 | 99 | 30.816 | 269 | 55.270 | |
| 74 | 2:03.716 | 36.996 | 100 | 30.141 | 284 | 56.579 | | 158 | 2:04.002 | 37.666 | 99 | 30.720 | 281 | 55.616 | |
| 75 | 2:02.592 | 37.488 | 98 | 30.016 | 285 | 55.088 | | 159 | 2:05.502 | 38.365 | 92 | 30.822 | 279 | 56.315 | |
| 76 | 2:02.017 | 37.101 | 98 | 30.294 | 281 | 54.622 | | 160 | 2:05.011 | 37.558 | 97 | 30.540 | 283 | 56.913 | |
| 77 | 2:03.321 | 37.243 | 98 | 30.600 | 267 | 55.478 | | 161 | 2:06.168 | 39.315 | 97 | 30.783 | 282 | 56.070 | |
| 78 | 2:02.930 | 37.351 | 100 | 30.276 | 283 | 55.303 | | 162 | 2:06.235 | 38.851 | 93 | 31.446 | 270 | 55.938 | |
| 79 | 2:02.441 | 37.354 | 98 | 30.247 | 283 | 54.840 | | 163 | 2:07.807 | 39.263 | 93 | 32.245 | 278 | 56.299 | |
| 80 | 2:04.084 | 39.014 | 101 | 30.263 | 286 | 54.807 | | 164 | 2:07.486 | 38.140 | 100 | 31.128 | 276 | 58.218 | |
| 81 | 2:02.889 | 37.748 | 100 | 30.344 | 284 | 54.797 | | 165 | 2:07.502 | 38.430 | 100 | 31.200 | 278 | 57.872 | |
| 82 | 2:04.053 | 38.301 | 100 | 30.283 | 283 | 55.469 | | 166 | 2:05.442 | 38.295 | 103 | 30.922 | 280 | 56.225 | |
| 83 | 2:03.502 | 37.972 | 98 | 30.349 | 281 | 55.181 | | | | | | | | | |
| 84 | 2:02.239 | 37.331 | 101 | 30.168 | 283 | 54.740 | | | | | | | | | |

**58** Lapierre, FRA/ Bell, GBR/ Estre, FRA , **theoretical besttime: 2:13.940**

| | | | | | | | | | | | | | |
|---|---|---|---|---|---|---|---|---|---|---|---|---|---|
| 1 | 3:42.522 | 40.652 | 94 | 55.864 | 85 | 2:06.006 | 2 | 4:48.146 | ***1:15.700*** | ***58.240*** | 77 | 2:34.206 |

**59** Senna, BRA/ Quaife Hobbs, GBR/ Parente, PRT , **theoretical besttime: 1:58.101**

| | | | | | | | | | | | | | |
|---|---|---|---|---|---|---|---|---|---|---|---|---|---|
| 1 | 3:43.052 | 41.760 | 96 | 57.038 | 96 | 2:04.254 | 86 | 1:59.836 | 36.122 | 100 | 29.913 | 281 | 53.801 |
| 2 | 2:18.941 | | | | 279 | 1:06.941 | 87 | 1:59.505 | 36.096 | 100 | ***29.674*** | 281 | 53.735 |
| 3 | 3:18.465 | 49.241 | 80 | 52.477 | 153 | 1:36.747 | 88 | 2:00.791 | 36.325 | 101 | 29.986 | 281 | 54.480 |
| 4 | 2:00.998 | 36.770 | 100 | 30.365 | 282 | 53.863 | 89 | 1:59.707 | 36.472 | 96 | 29.925 | 281 | 53.310 |
| 5 | 1:59.621 | 36.295 | 102 | 29.876 | 282 | 53.450 | 90 | 2:15.274 | 37.088 | 99 | 29.886 | 281 | 1:08.300 |
| 6 | 1:59.403 | 36.107 | 103 | 29.890 | 283 | 53.406 | 91 | 3:26.186 | 2:00.099 | 99 | 31.019 | 276 | 55.068 |

# Blancpain Endurance Series

## Lap analysis Race

Provisional

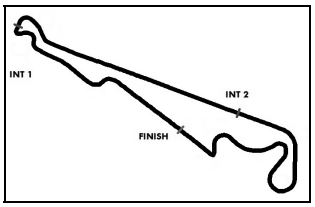


Circuit Paul Ricard Short, Length: 5791 m
Air temperature: 19.6°C
Track temperature: 20.3°C
Weather condition: Dry

Saturday 20.6.2015 17:00

## Lap analysis: Race

| Lap | Time | SE1 | SP1 | SE2 | SP2 | SE3 | SP3 |
|---|---|---|---|---|---|---|---|
| 7 | 1:59.440 | 36.389 | 97 | 30.043 | 278 | 53.008 | |
| 8 | 1:59.679 | 36.138 | 98 | 30.032 | 282 | 53.509 | |
| 9 | 1:59.805 | 36.142 | 101 | 30.073 | 280 | 53.590 | |
| 10 | 2:00.617 | 36.115 | 100 | 30.141 | 281 | 54.361 | |
| 11 | 2:11.242 | 36.604 | 99 | 30.271 | 279 | 1:04.367 | |
| 12 | 7:49.310 | 6:26.348 | 98 | 30.106 | 276 | 52.856 | |
| 13 | 1:59.320 | 36.258 | 97 | 30.151 | 279 | 52.911 | |
| 14 | 1:59.126 | 35.961 | 101 | 29.875 | 284 | 53.290 | |
| 15 | 1:59.551 | 35.901 | 102 | 30.110 | 281 | 53.540 | |
| 16 | 2:00.441 | 36.391 | 102 | 30.059 | 282 | 53.991 | |
| 17 | 1:58.972 | 35.781 | 102 | 30.008 | 279 | 53.183 | |
| 18 | 2:01.464 | 36.063 | 97 | 31.461 | 280 | 53.940 | |
| 19 | 1:58.878 | 35.687 | 101 | 30.129 | 280 | 53.062 | |
| 20 | 1:59.292 | 35.858 | 100 | 30.137 | 279 | 53.297 | |
| 21 | 2:00.142 | 35.907 | 99 | 30.160 | 281 | 54.075 | |
| 22 | 2:00.006 | 36.109 | 101 | 30.007 | 283 | 53.890 | |
| 23 | 2:00.833 | 37.306 | 98 | 30.029 | 281 | 53.498 | |
| 24 | 1:58.917 | 35.803 | 99 | 29.978 | 280 | 53.136 | |
| 25 | 1:59.347 | 35.783 | 99 | 30.102 | 281 | 53.462 | |
| 26 | 1:59.941 | 35.946 | 99 | 30.091 | 279 | 53.904 | |
| 27 | 1:59.911 | 35.996 | 101 | 30.123 | 282 | 53.792 | |
| 28 | 2:00.409 | 36.166 | 99 | 30.575 | 281 | 53.668 | |
| 29 | 1:59.870 | 36.032 | 98 | 30.102 | 281 | 53.736 | |
| 30 | 2:00.395 | 36.309 | 98 | 30.031 | 281 | 54.055 | |
| 31 | 2:00.012 | 35.919 | 98 | 30.092 | 278 | 54.001 | |
| 32 | 2:01.540 | 36.032 | 100 | 30.195 | 280 | 55.313 | |
| 33 | 2:00.157 | 36.152 | 97 | 30.237 | 281 | 53.768 | |
| 34 | 2:01.113 | 37.089 | 98 | 30.146 | 280 | 53.878 | |
| 35 | 2:01.048 | 36.442 | 98 | 30.653 | 281 | 53.953 | |
| 36 | 2:00.619 | 36.038 | 99 | 30.110 | 281 | 54.471 | |
| 37 | 2:15.017 | 36.555 | 97 | 31.525 | 278 | 1:06.937 | |
| 38 | 4:03.324 | 2:36.366 | 92 | 32.021 | 267 | 54.937 | |
| 39 | 3:10.130 | 36.679 | 98 | 59.686 | 92 | 1:33.765 | |
| 40 | 3:00.789 | 1:00.611 | 79 | 49.890 | 232 | 1:10.288 | |
| 41 | 2:41.088 | 43.616 | 95 | 54.882 | 216 | 1:02.590 | |
| 42 | 2:21.142 | 42.722 | 93 | 39.235 | 225 | 59.185 | |
| 43 | 2:20.426 | 40.941 | 92 | 38.110 | 259 | 1:01.375 | |
| 44 | 2:32.961 | 40.852 | 65 | 38.269 | 246 | 1:13.840 | |
| 45 | 2:01.369 | 37.033 | 103 | 30.021 | 282 | 54.315 | |
| 46 | 1:59.073 | 35.843 | 100 | 29.928 | 280 | 53.302 | |
| 47 | 1:59.443 | 36.159 | 101 | 30.082 | 276 | 53.202 | |
| 48 | 1:58.928 | 35.702 | 99 | 29.988 | 278 | 53.238 | |
| 49 | 1:59.566 | 35.718 | 100 | 30.260 | 279 | 53.588 | |
| 50 | 1:59.658 | 35.875 | 100 | 29.873 | 283 | 53.910 | |
| 51 | 2:01.447 | 37.106 | 101 | 30.225 | 283 | 54.116 | |
| 52 | 2:01.474 | 36.137 | 100 | 30.028 | 281 | 55.309 | |
| 53 | 2:00.686 | 36.329 | 97 | 30.091 | 281 | 54.266 | |
| 54 | 1:59.879 | 36.209 | 93 | 30.026 | 285 | 53.644 | |
| 55 | 2:00.877 | 36.481 | 100 | 29.954 | 286 | 54.442 | |
| 56 | 2:01.527 | 36.453 | 101 | 30.430 | 278 | 54.644 | |
| 57 | 2:00.828 | 36.716 | 100 | 30.346 | 279 | 53.766 | |
| 58 | 2:01.098 | 36.745 | 98 | 30.364 | 278 | 53.989 | |
| 59 | 2:00.654 | 36.585 | 99 | 30.307 | 278 | 53.762 | |
| 60 | 2:00.590 | 36.440 | 101 | 30.397 | 278 | 53.753 | |
| 61 | 2:01.465 | 36.652 | 97 | 30.930 | 277 | 53.883 | |
| 62 | 2:03.319 | | | | 273 | 53.899 | |
| 63 | 2:00.949 | 36.342 | 99 | 30.463 | 278 | 54.144 | |
| 64 | 2:00.755 | 36.482 | 96 | 30.437 | 276 | 53.836 | |
| 65 | 2:02.256 | 36.564 | 97 | 30.459 | 277 | 55.233 | |
| 66 | 2:03.741 | 37.240 | 101 | 31.332 | 273 | 55.169 | |
| 92 | 3:19.190 | 37.169 | 92 | 1:04.523 | 115 | 1:37.498 | |
| 93 | 3:34.199 | 59.410 | 92 | 1:03.585 | 113 | 1:31.204 | |
| 94 | 2:02.544 | 37.043 | 101 | 30.030 | ***286*** | 55.471 | |
| 95 | 2:02.280 | 37.690 | 102 | 30.453 | 282 | 54.137 | |
| 96 | 2:00.438 | 36.430 | 99 | 29.985 | 280 | 54.023 | |
| 97 | 1:59.542 | | | | 278 | 53.397 | |
| 98 | 1:59.556 | 36.141 | 100 | 30.045 | 279 | 53.370 | |
| 99 | 2:00.182 | 36.184 | 101 | 30.193 | 280 | 53.805 | |
| 100 | 2:01.236 | 36.766 | 101 | 30.335 | 281 | 54.135 | |
| 101 | 2:01.305 | 36.663 | 100 | 30.387 | 279 | 54.255 | |
| 102 | 2:01.106 | 36.884 | 97 | 30.372 | 279 | 53.850 | |
| 103 | 2:00.952 | 36.591 | 101 | 30.078 | 281 | 54.283 | |
| 104 | 2:01.887 | 37.013 | 98 | 30.258 | 281 | 54.616 | |
| 105 | 2:02.413 | 37.083 | 99 | 30.517 | 278 | 54.813 | |
| 106 | 2:33.876 | 37.291 | ***105*** | 1:02.411 | 275 | 54.174 | |
| 107 | 2:00.072 | 36.272 | 97 | 30.234 | 278 | 53.566 | |
| 108 | 2:00.268 | 36.258 | 100 | 30.131 | 276 | 53.879 | |
| 109 | 2:00.017 | 35.958 | 99 | 30.167 | 276 | 53.892 | |
| 110 | 2:00.313 | | | | 275 | 53.843 | |
| 111 | 1:59.788 | | | | 273 | 53.482 | |
| 112 | 1:59.872 | 35.901 | 97 | 30.405 | 272 | 53.566 | |
| 113 | 2:01.664 | 36.162 | 98 | 30.301 | 278 | 55.201 | |
| 114 | 2:01.841 | 36.624 | 99 | 31.256 | 273 | 53.961 | |
| 115 | 2:00.837 | 36.738 | 98 | 30.349 | 272 | 53.750 | |
| 116 | 2:00.074 | | | | 274 | 53.865 | |
| 117 | 2:00.538 | 36.221 | 99 | 30.332 | 274 | 53.985 | |
| 118 | 2:00.396 | 36.281 | 100 | 30.472 | 275 | 53.643 | |
| 119 | 2:00.709 | 36.018 | 97 | 30.317 | 281 | 54.374 | |
| 120 | 2:10.089 | | | | 276 | 1:03.633 | |
| 121 | 3:32.896 | 2:09.540 | 101 | 30.426 | 276 | 52.930 | |
| 122 | 2:01.038 | 36.784 | 100 | 30.330 | 278 | 53.924 | |
| 123 | 1:59.974 | 36.262 | 98 | 30.337 | 278 | 53.375 | |
| 124 | 2:00.415 | 36.433 | 102 | 30.404 | 277 | 53.578 | |
| 125 | 2:00.343 | 36.344 | 97 | 30.217 | 276 | 53.782 | |
| 126 | 2:00.894 | 36.446 | 101 | 30.254 | 279 | 54.194 | |
| 127 | 2:00.232 | 36.281 | 97 | 30.277 | 278 | 53.674 | |
| 128 | 2:00.544 | 36.271 | 99 | 30.772 | 274 | 53.501 | |
| 129 | 1:59.192 | 35.666 | 97 | 30.327 | 277 | 53.199 | |
| 130 | 1:59.159 | 35.621 | 96 | 30.341 | 277 | 53.197 | |
| 131 | 2:00.004 | 36.045 | 97 | 30.653 | 276 | 53.306 | |
| 132 | 2:00.448 | 36.104 | 96 | 30.375 | 280 | 53.969 | |
| 133 | 1:59.942 | 36.076 | 99 | 30.324 | 277 | 53.542 | |
| 134 | 1:59.642 | 35.956 | 98 | 30.290 | 276 | 53.396 | |
| 135 | 2:01.320 | 35.736 | 98 | 30.187 | 277 | 55.397 | |
| 136 | 2:00.180 | 36.237 | 98 | 30.228 | 281 | 53.715 | |
| 137 | 1:58.972 | 35.944 | 97 | 30.022 | 277 | 53.006 | |
| 138 | 1:59.953 | 36.204 | 98 | 30.209 | 278 | 53.540 | |
| 139 | 2:00.867 | 36.859 | 99 | 30.509 | 276 | 53.499 | |
| 140 | 1:59.032 | | | | 276 | 53.350 | |
| 141 | 1:59.576 | | | | 278 | 53.784 | |
| 142 | 2:01.213 | 36.188 | 95 | 30.068 | 282 | 54.957 | |
| 143 | 1:59.426 | 35.812 | 96 | 30.128 | 278 | 53.486 | |
| 144 | 1:59.552 | 35.807 | 95 | 30.222 | 278 | 53.523 | |
| 145 | 1:59.507 | 35.855 | 96 | 30.100 | 278 | 53.552 | |
| 146 | 2:11.330 | 35.824 | 93 | 30.633 | 278 | 1:04.873 | |
| 147 | 3:26.780 | 2:01.748 | 98 | 30.527 | 278 | 54.505 | |
| 148 | 2:00.707 | 36.607 | 96 | 30.256 | 278 | 53.844 | |
| 149 | 1:59.809 | 35.953 | 98 | 30.120 | 281 | 53.736 | |
| 150 | 2:00.177 | 35.995 | 99 | 30.156 | 279 | 54.026 | |
| 151 | 2:00.188 | | | | 280 | 53.918 | |

# Blancpain Endurance Series

## Lap analysis Race

Provisional

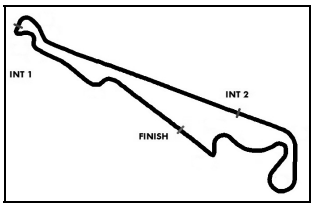


Circuit Paul Ricard Short, Length: 5791 m
Air temperature: 19.6°C
Track temperature: 20.3°C
Weather condition: Dry

Saturday 20.6.2015 17:00

## Lap analysis: Race

| Lap | Time | SE1 | SP1 | SE2 | SP2 | SE3 | SP3 | Lap | Time | SE1 | SP1 | SE2 | SP2 | SE3 | SP3 |
|---|---|---|---|---|---|---|---|---|---|---|---|---|---|---|---|
| 67 | 2:11.642 | 37.248 | 94 | 30.819 | 281 | 1:03.575 | | 152 | 1:59.172 | 36.069 | 101 | 30.050 | 278 | 53.053 | |
| 68 | 3:27.231 | 2:03.178 | 100 | 30.068 | 279 | 53.985 | | 153 | ***1:58.501*** | | | | 278 | ***52.815*** | |
| 69 | 2:00.266 | 36.407 | 102 | 29.997 | 279 | 53.862 | | 154 | 1:59.508 | 36.156 | 97 | 29.924 | 277 | 53.428 | |
| 70 | 1:59.497 | 36.481 | 101 | 30.005 | 277 | 53.011 | | 155 | 1:59.495 | | | | 282 | 53.623 | |
| 71 | 1:59.089 | 35.973 | 102 | 30.056 | 280 | 53.060 | | 156 | 1:59.698 | | | | 277 | 53.630 | |
| 72 | 1:59.091 | 35.927 | 101 | 29.890 | 283 | 53.274 | | 157 | 1:59.324 | | | | 280 | 53.879 | |
| 73 | 1:59.498 | 35.952 | 102 | 29.958 | 279 | 53.588 | | 158 | 1:59.479 | ***35.612*** | 98 | 30.249 | 278 | 53.618 | |
| 74 | 1:59.317 | 36.016 | 102 | 29.765 | 281 | 53.536 | | 159 | 1:59.789 | | | | 276 | 53.849 | |
| 75 | 1:59.745 | 35.981 | 101 | 29.887 | 281 | 53.877 | | 160 | 1:59.278 | | | | 280 | 53.472 | |
| 76 | 1:58.861 | 36.068 | 100 | 29.957 | 278 | 52.836 | | 161 | 1:59.913 | | | | 281 | 54.394 | |
| 77 | 1:59.088 | 35.875 | 102 | 29.963 | 279 | 53.250 | | 162 | 1:59.512 | | | | 280 | 53.532 | |
| 78 | 1:59.116 | 35.986 | 100 | 29.922 | 281 | 53.208 | | 163 | 1:59.305 | | | | 280 | 53.385 | |
| 79 | 1:59.880 | 35.920 | 101 | 29.806 | 284 | 54.154 | | 164 | 1:59.122 | | | | 280 | 53.381 | |
| 80 | 1:59.373 | 36.190 | 98 | 30.019 | 281 | 53.164 | | 165 | 2:00.154 | | | | 278 | 53.671 | |
| 81 | 1:59.280 | 35.977 | 100 | 29.957 | 281 | 53.346 | | 166 | 2:00.086 | | | | 277 | 53.845 | |
| 82 | 1:59.821 | 36.250 | 98 | 30.092 | 280 | 53.479 | | 167 | 2:00.788 | | | | 276 | 53.865 | |
| 83 | 1:58.907 | 35.869 | 102 | 29.903 | 281 | 53.135 | | 168 | 1:59.636 | | | | 276 | 53.717 | |
| 84 | 1:59.226 | 35.801 | 101 | 29.790 | 283 | 53.635 | | | | | | | | | |
| 85 | 1:59.631 | 36.338 | 101 | 29.865 | 282 | 53.428 | | | | | | | | | |

**63** Venturini, ITA/ Zaugg, CHE/ Bortolotti, AUT , **theoretical besttime: 1:57.983**

| | | | | | | | | | | | | | | |
|---|---|---|---|---|---|---|---|---|---|---|---|---|---|---|
| 1 | 3:41.755 | 38.280 | 106 | 55.380 | 93 | 2:08.095 | 87 | 2:00.890 | 36.606 | 99 | 30.054 | 285 | 54.230 |
| 2 | 2:13.097 | 39.186 | 102 | 29.964 | 290 | 1:03.947 | 88 | 1:59.972 | 36.352 | 102 | 29.893 | 286 | 53.727 |
| 3 | 3:22.227 | 51.986 | 94 | 51.700 | 147 | 1:38.541 | 89 | 2:00.185 | 36.347 | 102 | 29.987 | 285 | 53.851 |
| 4 | 1:59.009 | 36.556 | 105 | 29.690 | 290 | 52.763 | 90 | 2:00.065 | 36.241 | 102 | 29.866 | 286 | 53.958 |
| 5 | 1:58.554 | 36.172 | ***107*** | 29.789 | 287 | ***52.593*** | 91 | 2:10.799 | 36.493 | 103 | 29.840 | 285 | 1:04.466 |
| 6 | ***1:58.505*** | 36.009 | 106 | 29.797 | 290 | 52.699 | 92 | 3:22.979 | 1:59.666 | 102 | 29.963 | 286 | 53.350 |
| 7 | 1:58.512 | 35.944 | 105 | 29.727 | 288 | 52.841 | 93 | 2:22.712 | 48.500 | 77 | 37.989 | 276 | 56.223 |
| 8 | 1:58.653 | 36.031 | 106 | 29.839 | 289 | 52.783 | 94 | 2:05.410 | 39.446 | 97 | 31.059 | 278 | 54.905 |
| 9 | 1:58.775 | 36.036 | 105 | 29.685 | 288 | 53.054 | 95 | 3:19.692 | 37.882 | 105 | 1:03.711 | 112 | 1:38.099 |
| 10 | 1:58.600 | 36.011 | 106 | ***29.638*** | 289 | 52.951 | 96 | 3:33.654 | 58.800 | 103 | 1:03.729 | 124 | 1:31.125 |
| 11 | 1:58.617 | 36.086 | 107 | 29.667 | 288 | 52.864 | 97 | 2:02.139 | 36.894 | 100 | 30.004 | 288 | 55.241 |
| 12 | 1:58.912 | 36.050 | 107 | 29.646 | 290 | 53.216 | 98 | 2:15.520 | 38.274 | 100 | 30.209 | 290 | 1:07.037 |
| 13 | 1:58.895 | 36.147 | 106 | 29.746 | 288 | 53.002 | 99 | 2:20.406 | 56.537 | 104 | 30.108 | 283 | 53.761 |
| 14 | 1:59.101 | 36.212 | 106 | 29.793 | 289 | 53.096 | 100 | 2:04.585 | 38.007 | 98 | 30.239 | 285 | 56.339 |
| 15 | 1:59.363 | 36.157 | 105 | 29.802 | 287 | 53.404 | 101 | 2:02.202 | 38.016 | 100 | 30.005 | 286 | 54.181 |
| 16 | 1:59.675 | 36.155 | 106 | 29.961 | 285 | 53.559 | 102 | 2:00.735 | 36.277 | 105 | 30.062 | 286 | 54.396 |
| 17 | 1:59.479 | 36.396 | 105 | 29.748 | 293 | 53.335 | 103 | 2:02.864 | 38.219 | 105 | 30.113 | 285 | 54.532 |
| 18 | 2:00.110 | 36.303 | 103 | 29.697 | ***293*** | 54.110 | 104 | 2:00.670 | 37.057 | 102 | 30.136 | 286 | 53.477 |
| 19 | 1:59.297 | 36.158 | 105 | 29.847 | 287 | 53.292 | 105 | 2:00.010 | 36.247 | 106 | 30.187 | 283 | 53.576 |
| 20 | 1:59.400 | 36.299 | 104 | 29.795 | 289 | 53.306 | 106 | 2:00.788 | 36.380 | 103 | 29.905 | 287 | 54.503 |
| 21 | 1:59.564 | 36.298 | 105 | 29.845 | 287 | 53.421 | 107 | 2:02.196 | 37.678 | 103 | 30.404 | 286 | 54.114 |
| 22 | 2:00.439 | 37.040 | 103 | 29.984 | 286 | 53.415 | 108 | 2:00.555 | 36.282 | 103 | 30.126 | 284 | 54.147 |
| 23 | 1:59.711 | 36.172 | 103 | 30.014 | 286 | 53.525 | 109 | 2:00.484 | 36.545 | 100 | 30.082 | 285 | 53.857 |
| 24 | 2:01.002 | 36.469 | 101 | 30.936 | 287 | 53.597 | 110 | 2:00.445 | 36.457 | 104 | 29.952 | 285 | 54.036 |
| 25 | 1:59.905 | 36.376 | 105 | 29.890 | 287 | 53.639 | 111 | 2:00.974 | 37.424 | 97 | 29.987 | 286 | 53.563 |
| 26 | 1:59.943 | 36.506 | 103 | 29.743 | 289 | 53.694 | 112 | 1:59.354 | 36.122 | 103 | 29.846 | 285 | 53.386 |
| 27 | 1:59.943 | 36.242 | 105 | 29.804 | 289 | 53.897 | 113 | 1:59.300 | 36.059 | 105 | 29.858 | 283 | 53.383 |
| 28 | 2:00.617 | 36.677 | 104 | 30.143 | 290 | 53.797 | 114 | 1:59.278 | 36.027 | 103 | 29.858 | 283 | 53.393 |
| 29 | 2:02.911 | 36.563 | 103 | 29.853 | 290 | 56.495 | 115 | 1:59.384 | 36.060 | 102 | 29.944 | 283 | 53.380 |
| 30 | 2:11.209 | 37.769 | 97 | 30.205 | 288 | 1:03.235 | 116 | 1:59.103 | 35.915 | 102 | 29.834 | 283 | 53.354 |
| 31 | 3:26.155 | 2:01.954 | 103 | 30.413 | 282 | 53.788 | 117 | 1:59.994 | 35.893 | 100 | 29.850 | 287 | 54.251 |
| 32 | 1:58.925 | 36.450 | 105 | 29.720 | 287 | 52.755 | 118 | 2:01.017 | 37.438 | 97 | 29.993 | 283 | 53.586 |
| 33 | 1:59.783 | 35.875 | 106 | 29.876 | 287 | 54.032 | 119 | 2:10.612 | 35.922 | 104 | 29.868 | 286 | 1:04.822 |
| 34 | 1:58.618 | 35.931 | 105 | 29.844 | 285 | 52.843 | 120 | 3:17.538 | 1:54.077 | 99 | 30.138 | 282 | 53.323 |
| 35 | 1:59.068 | 36.036 | 106 | 29.850 | 287 | 53.182 | 121 | 1:59.399 | 36.111 | 101 | 30.033 | 285 | 53.255 |
| 36 | 1:59.431 | 36.061 | 106 | 29.893 | 286 | 53.477 | 122 | 1:59.077 | 35.843 | 99 | 30.100 | 283 | 53.134 |
| 37 | 2:01.433 | 37.261 | 100 | 29.999 | 287 | 54.173 | 123 | 1:59.343 | ***35.752*** | 103 | 29.868 | 283 | 53.723 |
| 38 | 1:59.520 | 36.193 | 106 | 29.825 | 287 | 53.502 | 124 | 1:59.293 | 35.815 | 102 | 29.924 | 282 | 53.554 |
| 39 | 2:03.614 | 36.342 | 100 | 31.156 | 265 | 56.116 | 125 | 1:59.438 | 35.818 | 102 | 29.964 | 284 | 53.656 |

# Blancpain Endurance Series

## Lap analysis Race

Provisional

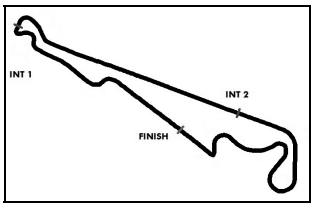


Circuit Paul Ricard Short, Length: 5791 m
Air temperature: 19.6°C
Track temperature: 20.3°C
Weather condition: Dry

Saturday 20.6.2015 17:00

## Lap analysis: Race

| Lap | Time | SE1 | SP1 | SE2 | SP2 | SE3 | SP3 |
|---|---|---|---|---|---|---|---|
| 40 | 2:08.601 | 37.399 | 102 | 34.020 | 265 | 57.182 | |
| 41 | 2:19.087 | 38.631 | 102 | 40.022 | 166 | 1:00.434 | |
| 42 | 3:29.357 | 43.543 | 96 | 1:10.347 | 83 | 1:35.467 | |
| 43 | 2:59.766 | 1:01.210 | 90 | 48.682 | 180 | 1:09.874 | |
| 44 | 2:42.066 | 45.489 | 85 | 49.067 | 163 | 1:07.510 | |
| 45 | 2:22.274 | 42.328 | 83 | 34.595 | 270 | 1:05.351 | |
| 46 | 2:20.896 | 42.327 | 99 | 33.967 | 271 | 1:04.602 | |
| 47 | 2:36.138 | 43.430 | 72 | 37.203 | 214 | 1:15.505 | |
| 48 | 1:59.934 | 36.050 | 107 | 29.824 | 286 | 54.060 | |
| 49 | 1:58.830 | 35.977 | 106 | 29.793 | 286 | 53.060 | |
| 50 | 1:59.090 | 35.924 | 107 | 29.910 | 283 | 53.256 | |
| 51 | 1:59.050 | 35.887 | 105 | 29.862 | 286 | 53.301 | |
| 52 | 1:58.962 | 36.035 | 106 | 29.811 | 286 | 53.116 | |
| 53 | 1:58.944 | 35.922 | 105 | 29.818 | 286 | 53.204 | |
| 54 | 1:59.174 | 36.045 | 106 | 29.826 | 286 | 53.303 | |
| 55 | 1:59.557 | 36.182 | 105 | 29.810 | 286 | 53.565 | |
| 56 | 1:59.562 | 36.260 | 104 | 29.822 | 286 | 53.480 | |
| 57 | 1:59.857 | 36.420 | 104 | 29.928 | 286 | 53.509 | |
| 58 | 1:59.875 | 36.184 | 105 | 29.906 | 286 | 53.785 | |
| 59 | 2:10.398 | 36.228 | 102 | 29.838 | 286 | 1:04.332 | |
| 60 | 3:18.339 | 1:54.215 | 103 | 30.276 | 285 | 53.848 | |
| 61 | 2:00.306 | 36.320 | 103 | 30.023 | 284 | 53.963 | |
| 62 | 1:59.462 | 36.200 | 104 | 29.872 | 286 | 53.390 | |
| 63 | 1:59.882 | 36.394 | 103 | 29.860 | 286 | 53.628 | |
| 64 | 2:00.171 | 36.273 | 102 | 29.904 | 287 | 53.994 | |
| 65 | 1:59.867 | 36.292 | 106 | 29.926 | 286 | 53.649 | |
| 66 | 1:59.784 | 36.248 | 102 | 30.005 | 285 | 53.531 | |
| 67 | 2:00.832 | 36.200 | 102 | 29.971 | 284 | 54.661 | |
| 68 | 2:01.651 | 37.471 | 103 | 30.107 | 287 | 54.073 | |
| 69 | 1:59.928 | 36.263 | 105 | 30.020 | 286 | 53.645 | |
| 70 | 2:00.857 | 36.898 | 100 | 29.983 | 286 | 53.976 | |
| 71 | 2:00.523 | 36.616 | 102 | 29.990 | 286 | 53.917 | |
| 72 | 2:00.365 | 36.672 | 102 | 29.956 | 286 | 53.737 | |
| 73 | 2:00.628 | 36.543 | 102 | 30.029 | 283 | 54.056 | |
| 74 | 2:00.216 | 36.333 | 102 | 30.060 | 286 | 53.823 | |
| 75 | 2:00.475 | 36.456 | 103 | 30.023 | 286 | 53.996 | |
| 76 | 2:01.726 | 37.250 | 101 | 30.482 | 284 | 53.994 | |
| 77 | 2:00.855 | 36.448 | 102 | 29.802 | 286 | 54.605 | |
| 78 | 2:00.910 | 36.556 | 101 | 29.827 | 287 | 54.527 | |
| 79 | 2:00.393 | 36.565 | 102 | 29.915 | 287 | 53.913 | |
| 80 | 2:00.439 | 36.485 | 104 | 29.937 | 285 | 54.017 | |
| 81 | 2:00.156 | 36.313 | 103 | 29.865 | 286 | 53.978 | |
| 82 | 2:00.254 | 36.346 | 102 | 29.846 | 288 | 54.062 | |
| 83 | 2:00.729 | 36.358 | 104 | 30.062 | 285 | 54.309 | |
| 84 | 2:00.047 | 36.478 | 102 | 29.850 | 288 | 53.719 | |
| 85 | 2:00.602 | 36.673 | 102 | 30.125 | 286 | 53.804 | |
| 86 | 2:00.940 | 36.529 | 102 | 29.925 | 286 | 54.486 | |
| 126 | 1:59.469 | 35.877 | 100 | 29.999 | 283 | 53.593 | |
| 127 | 1:59.617 | 36.063 | 105 | 29.987 | 283 | 53.567 | |
| 128 | 2:00.646 | 36.208 | 102 | 30.130 | 286 | 54.308 | |
| 129 | 2:00.801 | 37.251 | 101 | 30.128 | 282 | 53.422 | |
| 130 | 2:00.051 | 36.078 | 103 | 30.159 | 282 | 53.814 | |
| 131 | 1:59.266 | 35.968 | 103 | 29.965 | 283 | 53.333 | |
| 132 | 2:00.226 | 35.965 | 104 | 29.917 | 286 | 54.344 | |
| 133 | 2:00.991 | 36.387 | 104 | 30.329 | 283 | 54.275 | |
| 134 | 2:00.600 | 36.174 | 100 | 30.184 | 283 | 54.242 | |
| 135 | 2:00.181 | 36.037 | 102 | 30.259 | 282 | 53.885 | |
| 136 | 2:02.391 | 36.143 | 102 | 30.054 | 286 | 56.194 | |
| 137 | 2:00.179 | 36.334 | 100 | 30.146 | 284 | 53.699 | |
| 138 | 2:01.209 | 36.344 | 102 | 30.851 | 284 | 54.014 | |
| 139 | 2:01.275 | 36.221 | 100 | 30.261 | 286 | 54.793 | |
| 140 | 2:00.062 | 36.324 | 100 | 30.111 | 283 | 53.627 | |
| 141 | 2:00.237 | 36.267 | 104 | 30.070 | 284 | 53.900 | |
| 142 | 1:59.972 | 36.222 | 100 | 30.037 | 285 | 53.713 | |
| 143 | 2:01.045 | 36.280 | 102 | 30.324 | 285 | 54.441 | |
| 144 | 2:00.109 | 36.286 | 100 | 30.108 | 283 | 53.715 | |
| 145 | 2:00.003 | 36.216 | 102 | 29.934 | 284 | 53.853 | |
| 146 | 1:59.475 | 36.202 | 103 | 30.003 | 284 | 53.270 | |
| 147 | 1:59.221 | 35.950 | 99 | 30.056 | 283 | 53.215 | |
| 148 | 1:59.267 | 35.843 | 103 | 29.880 | 284 | 53.544 | |
| 149 | 2:10.016 | 36.047 | 102 | 29.991 | 285 | 1:03.978 | |
| 150 | 2:47.640 | 1:23.018 | 101 | 30.338 | 283 | 54.284 | |
| 151 | 2:00.191 | 36.112 | 104 | 30.208 | 285 | 53.871 | |
| 152 | 2:00.174 | 36.229 | 100 | 30.052 | 285 | 53.893 | |
| 153 | 2:00.721 | 36.425 | 102 | 30.105 | 286 | 54.191 | |
| 154 | 2:00.656 | 36.999 | 98 | 30.139 | 285 | 53.518 | |
| 155 | 2:00.521 | 36.529 | 104 | 29.993 | 286 | 53.999 | |
| 156 | 2:00.385 | 36.246 | 99 | 30.156 | 286 | 53.983 | |
| 157 | 2:00.723 | 36.253 | 102 | 29.951 | 286 | 54.519 | |
| 158 | 2:01.189 | 36.571 | 100 | 30.192 | 284 | 54.426 | |
| 159 | 2:02.811 | 36.317 | 103 | 30.196 | 283 | 56.298 | |
| 160 | 2:01.456 | 36.648 | 99 | 30.127 | 283 | 54.681 | |
| 161 | 2:01.976 | 36.726 | 99 | 30.309 | 284 | 54.941 | |
| 162 | 2:02.835 | 37.524 | 100 | 30.305 | 285 | 55.006 | |
| 163 | 2:02.442 | 36.703 | 100 | 30.347 | 283 | 55.392 | |
| 164 | 2:01.961 | 36.839 | 102 | 30.307 | 286 | 54.815 | |
| 165 | 2:01.840 | 36.612 | 98 | 30.187 | 288 | 55.041 | |
| 166 | 2:28.504 | 36.617 | 102 | 30.449 | 285 | 1:21.438 | |
| 167 | 2:40.631 | 1:16.364 | 100 | 30.304 | 284 | 53.963 | |
| 168 | 2:01.175 | 36.715 | 99 | 30.178 | 285 | 54.282 | |
| 169 | 2:00.736 | 36.420 | 102 | 29.976 | 287 | 54.340 | |
| 170 | 2:02.005 | 37.462 | 100 | 30.111 | 286 | 54.432 | |

**66** Parrow, DEU/ Schwager, DEU/ Kaffer, DEU ,

**theoretical besttime: 1:58.881**

| | | | | | | | | | | | | | |
|---|---|---|---|---|---|---|---|---|---|---|---|---|---|
| 1 | 3:45.140 | 45.266 | 97 | 1:01.317 | 99 | 1:58.557 | | 85 | 2:02.782 | 37.234 | 101 | 30.253 | 278 | 55.295 |
| 2 | 2:24.591 | 41.044 | 102 | 31.224 | ***279*** | 1:12.323 | | 86 | 2:02.581 | 37.529 | 101 | 30.286 | 278 | 54.766 |
| 3 | 3:16.187 | 47.640 | 89 | 53.717 | 168 | 1:34.830 | | 87 | 2:01.863 | 36.603 | 101 | 30.183 | 278 | 55.077 |
| 4 | 1:59.760 | 36.577 | 100 | 29.828 | 278 | ***53.355*** | | 88 | 2:02.733 | 36.993 | 100 | 30.402 | 275 | 55.338 |
| 5 | 2:00.286 | 36.369 | 103 | 29.966 | 278 | 53.951 | | 89 | 2:02.954 | 36.863 | 99 | 30.306 | 278 | 55.785 |
| 6 | 2:00.318 | 36.496 | 103 | 29.804 | ***279*** | 54.018 | | 90 | 3:21.931 | 38.358 | 99 | 30.445 | 278 | 2:13.128 |
| 7 | 2:00.352 | 36.814 | 101 | 29.770 | ***279*** | 53.768 | | 91 | 2:26.106 | 58.330 | 98 | 31.541 | 278 | 56.235 |
| 8 | 1:59.912 | 35.985 | 102 | 29.935 | 278 | 53.992 | | 92 | 2:23.379 | 39.146 | 98 | 43.727 | 239 | 1:00.506 |
| 9 | 1:59.845 | 36.118 | 102 | 29.866 | 278 | 53.861 | | 93 | 2:07.884 | 38.710 | 94 | 31.563 | 278 | 57.611 |
| 10 | 1:59.952 | 36.240 | 102 | 29.754 | 278 | 53.958 | | 94 | 2:58.863 | 38.262 | 99 | 42.030 | 138 | 1:38.571 |
| 11 | 2:00.762 | 36.244 | 100 | 29.947 | 278 | 54.571 | | 95 | 3:31.280 | 57.592 | 93 | 1:08.315 | 73 | 1:25.373 |

# Blancpain Endurance Series

## Lap analysis Race

Provisional

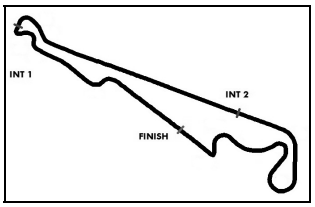


Circuit Paul Ricard Short, Length: 5791 m
Air temperature: 19.6°C
Track temperature: 20.3°C
Weather condition: Dry

Saturday 20.6.2015 17:00

## Lap analysis: Race

| Lap | Time | SE1 | SP1 | SE2 | SP2 | SE3 | SP3 | Lap | Time | SE1 | SP1 | SE2 | SP2 | SE3 | SP3 |
|---|---|---|---|---|---|---|---|---|---|---|---|---|---|---|---|
| 12 | 2:00.173 | 36.095 | 100 | 29.899 | 278 | 54.179 | | 96 | 2:06.177 | 38.282 | 102 | 30.997 | 278 | 56.898 | |
| 13 | 2:00.699 | 36.161 | 101 | 29.918 | 278 | 54.620 | | 97 | 2:07.173 | 37.673 | 98 | 31.053 | 278 | 58.447 | |
| 14 | 2:00.370 | 36.685 | 98 | 29.902 | 278 | 53.783 | | 98 | 2:12.660 | 39.224 | 92 | 31.648 | 273 | 1:01.788 | |
| 15 | 2:01.672 | 37.229 | 98 | 30.108 | 278 | 54.335 | | 99 | 2:06.518 | 38.659 | 96 | 31.265 | 278 | 56.594 | |
| 16 | 2:00.536 | 36.280 | 97 | 30.073 | 278 | 54.183 | | 100 | 2:06.986 | 39.768 | 94 | 30.769 | 278 | 56.449 | |
| 17 | 2:01.813 | 36.484 | 101 | 30.050 | ***279*** | 55.279 | | 101 | 2:03.599 | 37.592 | 99 | 30.557 | 278 | 55.450 | |
| 18 | 2:01.263 | 36.295 | 97 | 30.318 | ***279*** | 54.650 | | 102 | 2:04.863 | 37.554 | 97 | 31.462 | 278 | 55.847 | |
| 19 | 2:01.748 | 36.341 | 97 | 30.090 | 278 | 55.317 | | 103 | 2:05.156 | 37.890 | 99 | 31.304 | 278 | 55.962 | |
| 20 | 2:02.959 | 37.885 | 93 | 30.358 | 278 | 54.716 | | 104 | 2:04.604 | 38.256 | 97 | 30.793 | ***279*** | 55.555 | |
| 21 | 2:01.891 | 36.405 | 99 | 30.111 | 278 | 55.375 | | 105 | 2:04.653 | 37.655 | 97 | 31.220 | ***279*** | 55.778 | |
| 22 | 2:02.875 | 37.538 | 100 | 30.046 | 278 | 55.291 | | 106 | 2:04.342 | 38.040 | 100 | 30.719 | 278 | 55.583 | |
| 23 | 2:02.011 | 37.037 | 98 | 30.004 | 278 | 54.970 | | 107 | 3:38.659 | 38.298 | 97 | 30.902 | 278 | 2:29.459 | |
| 24 | 2:01.174 | 36.459 | 97 | 30.161 | ***279*** | 54.554 | | 108 | 2:21.700 | 57.569 | 98 | 30.206 | 278 | 53.925 | |
| 25 | 2:02.609 | 36.737 | 98 | 30.078 | 278 | 55.794 | | 109 | 2:00.287 | 36.445 | 100 | 29.879 | 278 | 53.963 | |
| 26 | 2:00.781 | 36.503 | 98 | 29.932 | 278 | 54.346 | | 110 | 2:00.516 | 36.503 | 101 | 30.020 | 278 | 53.993 | |
| 27 | 2:09.681 | 36.926 | 100 | 30.043 | 278 | 1:02.712 | | 111 | 2:01.251 | 36.922 | 96 | 30.272 | 278 | 54.057 | |
| 28 | 2:01.335 | 36.423 | 101 | 30.043 | ***279*** | 54.869 | | 112 | 2:00.339 | 36.489 | 99 | 30.094 | 278 | 53.756 | |
| 29 | 2:01.898 | 36.604 | 97 | 30.129 | 278 | 55.165 | | 113 | 2:00.976 | 36.156 | 101 | 30.132 | 278 | 54.688 | |
| 30 | 3:23.557 | 36.552 | 99 | 30.304 | ***279*** | 2:16.701 | | 114 | 2:01.382 | 36.916 | 101 | 30.257 | 278 | 54.209 | |
| 31 | 2:24.988 | 57.385 | 100 | 31.394 | 278 | 56.209 | | 115 | 1:59.822 | 35.957 | 100 | 29.985 | 278 | 53.880 | |
| 32 | 2:05.157 | 37.330 | 100 | 31.350 | 278 | 56.477 | | 116 | 1:59.587 | 36.259 | 101 | 29.770 | 278 | 53.558 | |
| 33 | 2:05.769 | 37.412 | 99 | 30.771 | 278 | 57.586 | | 117 | 1:59.686 | 36.020 | 98 | 29.914 | 278 | 53.752 | |
| 34 | 2:05.295 | 37.597 | 100 | 30.910 | 278 | 56.788 | | 118 | 2:00.237 | 36.077 | 98 | 30.156 | 278 | 54.004 | |
| 35 | 2:03.877 | 37.341 | 93 | 30.772 | 277 | 55.764 | | 119 | 2:00.753 | ***35.865*** | 100 | 30.982 | 278 | 53.906 | |
| 36 | 2:03.614 | 37.530 | 102 | 30.571 | ***279*** | 55.513 | | 120 | 2:00.287 | 36.100 | 98 | 29.925 | 278 | 54.262 | |
| 37 | 2:03.580 | 37.447 | 100 | 30.608 | 278 | 55.525 | | 121 | 2:01.722 | 36.555 | 97 | 30.516 | 271 | 54.651 | |
| 38 | 2:05.299 | 37.826 | 96 | 30.729 | 278 | 56.744 | | 122 | 2:00.928 | 36.526 | 96 | 30.016 | 278 | 54.386 | |
| 39 | 2:16.886 | 39.684 | 89 | 39.011 | 222 | 58.191 | | 123 | 2:01.686 | 36.770 | 100 | 30.040 | 278 | 54.876 | |
| 40 | 2:20.362 | 39.047 | 102 | 42.609 | 216 | 58.706 | | 124 | 2:00.738 | 36.116 | 99 | 30.187 | 278 | 54.435 | |
| 41 | 2:16.349 | 46.562 | 92 | 32.544 | 269 | 57.243 | | 125 | 2:00.696 | 36.423 | 99 | 29.934 | 278 | 54.339 | |
| 42 | 2:10.687 | 39.332 | 98 | 31.350 | ***279*** | 1:00.005 | | 126 | 2:00.764 | 36.297 | 96 | 30.311 | 278 | 54.156 | |
| 43 | 2:56.856 | 1:02.984 | 91 | 54.660 | 269 | 59.212 | | 127 | 2:00.864 | 36.482 | 94 | 30.117 | 278 | 54.265 | |
| 44 | 2:47.612 | 50.461 | 98 | 58.252 | 193 | 58.899 | | 128 | 2:01.689 | 36.704 | 97 | 30.271 | 278 | 54.714 | |
| 45 | 2:18.537 | 39.926 | 99 | 37.570 | 195 | 1:01.041 | | 129 | 2:00.643 | 36.270 | 98 | 30.104 | 278 | 54.269 | |
| 46 | 2:17.940 | 40.426 | 98 | 34.589 | 165 | 1:02.925 | | 130 | 2:01.020 | 36.600 | 100 | 30.139 | ***279*** | 54.281 | |
| 47 | 2:20.250 | 38.322 | 101 | 33.663 | 215 | 1:08.265 | | 131 | 2:02.265 | 36.684 | 98 | 29.904 | 278 | 55.677 | |
| 48 | 2:05.001 | 38.212 | 102 | 30.989 | 278 | 55.800 | | 132 | 2:01.148 | 36.666 | 95 | 29.786 | 278 | 54.696 | |
| 49 | 2:04.513 | 37.534 | 99 | 30.774 | 278 | 56.205 | | 133 | 2:00.357 | 36.426 | 98 | 29.895 | 278 | 54.036 | |
| 50 | 2:05.120 | 38.455 | 93 | 30.633 | 278 | 56.032 | | 134 | 2:00.996 | 36.566 | 100 | 30.195 | 278 | 54.235 | |
| 51 | 2:04.429 | 37.143 | 94 | 30.486 | 278 | 56.800 | | 135 | 2:01.406 | 36.361 | 98 | 29.808 | 278 | 55.237 | |
| 52 | 2:03.172 | 37.235 | 100 | 30.360 | 278 | 55.577 | | 136 | 2:01.467 | 36.760 | 100 | 30.323 | 278 | 54.384 | |
| 53 | 2:03.080 | 37.300 | 102 | 30.219 | 278 | 55.561 | | 137 | 2:01.723 | 36.839 | 97 | 30.061 | 278 | 54.823 | |
| 54 | 2:03.184 | 37.388 | 99 | 30.331 | 278 | 55.465 | | 138 | 3:24.096 | 36.650 | 98 | 29.880 | 278 | 2:17.566 | |
| 55 | 2:04.282 | 37.793 | 94 | 30.421 | 278 | 56.068 | | 139 | 3:31.509 | 59.253 | 100 | 30.386 | 277 | 2:01.870 | |
| 56 | 2:04.814 | 37.418 | 94 | 30.448 | 278 | 56.948 | | 140 | 2:22.970 | 57.470 | 94 | 30.522 | 278 | 54.978 | |
| 57 | 2:04.855 | 38.800 | 98 | 30.615 | 278 | 55.440 | | 141 | 2:00.968 | 36.443 | 99 | 30.155 | 278 | 54.370 | |
| 58 | 2:04.924 | 37.809 | 97 | 30.284 | 278 | 56.831 | | 142 | 2:01.956 | 36.607 | 101 | 30.042 | ***279*** | 55.307 | |
| 59 | 3:16.791 | 37.352 | 97 | 30.226 | 278 | 2:09.213 | | 143 | 2:00.532 | 36.354 | 102 | 30.180 | 278 | 53.998 | |
| 60 | 2:22.057 | 57.246 | 99 | 30.450 | 278 | 54.361 | | 144 | 2:01.646 | 36.625 | 99 | 30.000 | 278 | 55.021 | |
| 61 | 2:00.355 | 36.345 | 102 | 30.106 | 278 | 53.904 | | 145 | 2:00.371 | 36.614 | 96 | 29.817 | ***279*** | 53.940 | |
| 62 | 2:00.643 | 36.407 | 101 | 30.085 | 278 | 54.151 | | 146 | ***1:59.578*** | 36.116 | 97 | 29.934 | 278 | 53.528 | |
| 63 | 2:00.886 | 36.716 | 101 | 29.982 | 278 | 54.188 | | 147 | 2:01.711 | 37.130 | 98 | 30.175 | 278 | 54.406 | |
| 64 | 2:01.929 | 36.478 | 101 | 29.924 | 278 | 55.527 | | 148 | 1:59.846 | 35.997 | 97 | 29.950 | 278 | 53.899 | |
| 65 | 2:01.230 | 36.836 | 101 | 30.107 | 278 | 54.287 | | 149 | 2:00.616 | 36.078 | 99 | 29.756 | 278 | 54.782 | |
| 66 | 2:00.722 | 36.358 | ***104*** | 30.128 | 278 | 54.236 | | 150 | 2:01.055 | 36.816 | 100 | 29.982 | 278 | 54.257 | |
| 67 | 2:01.392 | 36.459 | 102 | 30.652 | 278 | 54.281 | | 151 | 2:00.433 | 36.395 | 99 | 29.878 | 278 | 54.160 | |
| 68 | 2:01.193 | 36.655 | 101 | 30.209 | 278 | 54.329 | | 152 | 2:00.318 | 36.484 | 100 | 29.758 | ***279*** | 54.076 | |
| 69 | 2:01.153 | 36.506 | 101 | 30.243 | 278 | 54.404 | | 153 | 2:00.087 | 36.225 | 98 | 29.845 | 278 | 54.017 | |
| 70 | 2:01.275 | 36.501 | 100 | 30.165 | 278 | 54.609 | | 154 | 2:00.663 | 36.434 | 99 | 29.824 | ***279*** | 54.405 | |
| 71 | 2:01.909 | 36.764 | 101 | 30.219 | 278 | 54.926 | | 155 | 2:00.311 | 36.400 | 99 | 29.809 | 278 | 54.102 | |
| 72 | 2:01.708 | 36.678 | 100 | 30.287 | 278 | 54.743 | | 156 | 2:39.867 | 36.251 | 96 | 29.812 | 278 | 1:33.804 | |

# Blancpain Endurance Series

## Lap analysis Race

Provisional

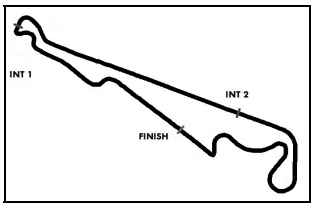


Circuit Paul Ricard Short, Length: 5791 m
Air temperature: 19.6°C
Track temperature: 20.3°C
Weather condition: Dry

Saturday 20.6.2015 17:00

# Lap analysis: Race

| Lap | Time | SE1 | SP1 | SE2 | SP2 | SE3 | SP3 | Lap | Time | SE1 | SP1 | SE2 | SP2 | SE3 | SP3 |
|---|---|---|---|---|---|---|---|---|---|---|---|---|---|---|---|
| 73 | 2:02.199 | 36.598 | 101 | 30.295 | 278 | 55.306 | | 157 | 2:23.736 | 57.192 | 96 | 30.617 | 275 | 55.927 | |
| 74 | 2:02.628 | 37.077 | 100 | 30.706 | 278 | 54.845 | | 158 | 2:01.189 | 36.960 | 97 | 30.123 | 278 | 54.106 | |
| 75 | 2:02.483 | 36.806 | 101 | 31.059 | 278 | 54.618 | | 159 | 2:01.064 | 36.900 | 96 | 29.905 | 278 | 54.259 | |
| 76 | 2:02.104 | 36.943 | 101 | 30.261 | 278 | 54.900 | | 160 | 2:01.190 | 36.790 | 95 | 29.856 | 278 | 54.544 | |
| 77 | 2:02.360 | 36.899 | 101 | 30.199 | 278 | 55.262 | | 161 | 2:01.165 | 36.693 | 96 | 29.897 | 278 | 54.575 | |
| 78 | 2:01.897 | 36.812 | 98 | 30.261 | 278 | 54.824 | | 162 | 2:00.040 | 36.351 | 96 | ***29.661*** | 278 | 54.028 | |
| 79 | 2:02.016 | 36.707 | 100 | 30.255 | 276 | 55.054 | | 163 | 2:01.029 | 36.512 | 98 | 29.942 | 278 | 54.575 | |
| 80 | 2:02.160 | 36.642 | 101 | 30.253 | 278 | 55.265 | | 164 | 2:00.067 | 36.336 | 97 | 29.791 | 278 | 53.940 | |
| 81 | 2:03.067 | 37.534 | 101 | 30.414 | 278 | 55.119 | | 165 | 2:00.876 | 36.151 | 98 | 29.845 | 278 | 54.880 | |
| 82 | 2:03.685 | 36.963 | 100 | 30.438 | 278 | 56.284 | | 166 | 2:02.043 | 37.477 | 96 | 29.794 | 277 | 54.772 | |
| 83 | 2:01.779 | 36.987 | 99 | 30.261 | 278 | 54.531 | | 167 | 2:02.341 | 36.633 | 96 | 30.135 | 278 | 55.573 | |
| 84 | 2:01.240 | 36.550 | 101 | 30.221 | 278 | 54.469 | | 168 | 2:01.110 | 36.719 | 94 | 29.944 | 278 | 54.447 | |

**70** Karachev, RUS/ Vasilyev, RUS/ Asmer, EST , **theoretical besttime: 1:58.221**

| | | | | | | | | | | | | | | |
|---|---|---|---|---|---|---|---|---|---|---|---|---|---|---|
| 1 | 3:46.637 | 46.106 | 99 | 1:02.655 | 87 | 1:57.876 | | 86 | 2:20.924 | 56.092 | 98 | 30.471 | 279 | 54.361 |
| 2 | 2:25.122 | 40.097 | 86 | 31.089 | ***292*** | 1:13.936 | | 87 | 2:01.447 | 36.663 | 100 | 30.433 | 280 | 54.351 |
| 3 | 3:15.826 | 47.737 | 99 | 53.467 | 179 | 1:34.622 | | 88 | 2:01.698 | 37.148 | 97 | 30.237 | 281 | 54.313 |
| 4 | 2:00.991 | 36.833 | 99 | 30.000 | 287 | 54.158 | | 89 | 2:01.162 | 36.790 | 96 | 30.169 | 281 | 54.203 |
| 5 | 2:01.155 | 37.019 | 102 | 29.732 | 290 | 54.404 | | 90 | 2:01.466 | 36.788 | 94 | 30.412 | 280 | 54.266 |
| 6 | 2:01.389 | 37.403 | 101 | 29.953 | 289 | 54.033 | | 91 | 2:01.560 | 36.610 | 101 | 30.204 | 283 | 54.746 |
| 7 | 2:00.320 | 36.235 | ***103*** | 29.787 | 288 | 54.298 | | 92 | 2:07.025 | 37.892 | 100 | 31.201 | 275 | 57.932 |
| 8 | 1:59.541 | 36.521 | 101 | 29.705 | 283 | 53.315 | | 93 | 2:04.597 | 37.709 | 96 | 30.736 | 277 | 56.152 |
| 9 | 1:59.100 | 36.017 | 101 | 29.825 | 286 | 53.258 | | 94 | 3:42.404 | 49.106 | 77 | 1:14.901 | 97 | 1:38.397 |
| 10 | 1:59.343 | 36.292 | 101 | ***29.681*** | 288 | 53.370 | | 95 | 3:37.378 | 59.771 | 76 | 1:05.014 | 90 | 1:32.593 |
| 11 | 1:59.586 | 36.297 | 101 | 29.770 | 288 | 53.519 | | 96 | 2:02.129 | 37.378 | 99 | 30.237 | 283 | 54.514 |
| 12 | 1:59.224 | 36.163 | 102 | 29.761 | 288 | 53.300 | | 97 | 2:01.254 | 36.781 | 100 | 30.190 | 281 | 54.283 |
| 13 | 1:59.612 | 36.179 | 101 | 29.710 | 289 | 53.723 | | 98 | 2:01.740 | 36.636 | 100 | 30.204 | 281 | 54.900 |
| 14 | 1:59.885 | 36.190 | 101 | 30.003 | 288 | 53.692 | | 99 | 2:01.485 | 37.345 | 97 | 30.315 | 281 | 53.825 |
| 15 | 2:01.196 | 37.340 | 95 | 30.203 | 284 | 53.653 | | 100 | 2:01.199 | 36.489 | 94 | 30.219 | 283 | 54.491 |
| 16 | 1:59.921 | 36.251 | 100 | 29.936 | 284 | 53.734 | | 101 | 2:01.157 | 36.534 | 98 | 30.256 | 281 | 54.367 |
| 17 | 1:59.720 | 36.208 | 101 | 29.970 | 286 | 53.542 | | 102 | 2:01.227 | 36.714 | 98 | 30.358 | 281 | 54.155 |
| 18 | 2:00.322 | 36.419 | 92 | 30.292 | 286 | 53.611 | | 103 | 2:01.424 | 36.681 | 97 | 30.232 | 280 | 54.511 |
| 19 | 2:01.673 | 37.109 | 99 | 31.034 | 285 | 53.530 | | 104 | 2:00.822 | 36.666 | 99 | 30.206 | 280 | 53.950 |
| 20 | 1:59.965 | 35.919 | 100 | 30.240 | 285 | 53.806 | | 105 | 2:01.195 | 36.626 | 101 | 30.195 | 281 | 54.374 |
| 21 | 1:59.921 | 36.296 | 100 | 29.981 | 286 | 53.644 | | 106 | 2:01.642 | 37.011 | 98 | 30.192 | 282 | 54.439 |
| 22 | 2:00.593 | 37.051 | 98 | 30.133 | 283 | 53.409 | | 107 | 2:02.838 | 36.931 | 94 | 30.389 | 282 | 55.518 |
| 23 | 2:00.814 | 36.037 | 101 | 30.187 | 284 | 54.590 | | 108 | 2:02.317 | 37.263 | 98 | 30.851 | 282 | 54.203 |
| 24 | 1:59.931 | 36.371 | 99 | 29.980 | 286 | 53.580 | | 109 | 2:01.441 | 36.699 | 99 | 30.277 | 282 | 54.465 |
| 25 | 1:59.229 | 36.042 | 102 | 29.957 | 283 | 53.230 | | 110 | 2:01.217 | 36.584 | 98 | 30.129 | 281 | 54.504 |
| 26 | 1:59.830 | 36.138 | 99 | 30.003 | 286 | 53.689 | | 111 | 2:01.750 | 36.566 | 97 | 30.197 | 280 | 54.987 |
| 27 | 2:00.682 | 36.926 | 99 | 29.981 | 283 | 53.775 | | 112 | 3:17.853 | 36.716 | 94 | 30.270 | 278 | 2:10.867 |
| 28 | 1:59.945 | 36.379 | 99 | 30.112 | 283 | 53.454 | | 113 | 2:20.501 | 56.404 | 101 | 30.503 | 277 | 53.594 |
| 29 | 1:59.865 | 36.044 | 96 | 30.028 | 286 | 53.793 | | 114 | 2:00.428 | 36.914 | 102 | 30.249 | 278 | 53.265 |
| 30 | 3:15.059 | 36.844 | 96 | 30.187 | 286 | 2:08.028 | | 115 | ***1:58.908*** | 35.810 | 101 | 30.190 | 277 | ***52.908*** |
| 31 | 2:20.634 | 55.554 | 102 | 30.785 | 279 | 54.295 | | 116 | 1:59.006 | 35.765 | 102 | 30.127 | 277 | 53.114 |
| 32 | 2:02.846 | 37.125 | 98 | 30.286 | 283 | 55.435 | | 117 | 1:58.979 | 35.669 | 100 | 30.241 | 278 | 53.069 |
| 33 | 2:01.599 | 36.924 | 92 | 30.254 | 283 | 54.421 | | 118 | 1:58.920 | ***35.632*** | 101 | 30.293 | 277 | 52.995 |
| 34 | 2:01.867 | 37.038 | 100 | 30.369 | 281 | 54.460 | | 119 | 1:58.974 | 35.690 | 101 | 30.054 | 281 | 53.230 |
| 35 | 2:02.382 | 37.381 | 97 | 30.324 | 284 | 54.677 | | 120 | 2:00.415 | 36.528 | 97 | 30.282 | 281 | 53.605 |
| 36 | 2:02.357 | 37.345 | 102 | 30.536 | 284 | 54.476 | | 121 | 1:59.408 | 35.919 | 97 | 30.133 | 280 | 53.356 |
| 37 | 2:01.772 | 36.979 | 100 | 30.343 | 283 | 54.450 | | 122 | 1:58.931 | 35.659 | 98 | 30.230 | 279 | 53.042 |
| 38 | 2:01.799 | 36.534 | 102 | 30.352 | 281 | 54.913 | | 123 | 1:59.035 | 35.979 | 100 | 30.060 | 280 | 52.996 |
| 39 | 2:06.604 | 37.614 | 95 | 31.746 | 267 | 57.244 | | 124 | 2:00.125 | 36.035 | 98 | 30.265 | 281 | 53.825 |
| 40 | 2:45.152 | 49.394 | 41 | 58.167 | 266 | 57.591 | | 125 | 1:59.492 | 35.894 | 101 | 30.117 | 281 | 53.481 |
| 41 | 2:10.675 | 37.951 | 95 | 35.848 | 271 | 56.876 | | 126 | 2:00.392 | 36.586 | 99 | 30.207 | 280 | 53.599 |
| 42 | 2:39.295 | 39.019 | 90 | 34.405 | 201 | 1:25.871 | | 127 | 2:01.407 | 35.901 | 98 | 30.200 | 280 | 55.306 |
| 43 | 2:59.804 | 1:00.447 | 93 | 53.635 | 174 | 1:05.722 | | 128 | 1:59.644 | 36.092 | 100 | 30.167 | 281 | 53.385 |
| 44 | 2:41.815 | 45.797 | 93 | 56.682 | 215 | 59.336 | | 129 | 1:59.600 | 35.852 | 99 | 30.431 | 278 | 53.317 |
| 45 | 2:18.845 | 43.766 | 95 | 38.937 | 243 | 56.142 | | 130 | 2:01.875 | 36.331 | 95 | 30.126 | 278 | 55.418 |
| 46 | 2:20.925 | 45.040 | 92 | 38.714 | 235 | 57.171 | | 131 | 2:00.985 | 36.083 | 99 | 30.096 | 283 | 54.806 |

# Blancpain Endurance Series

## Lap analysis Race

Provisional

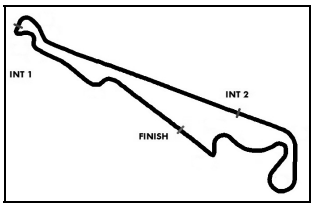


Circuit Paul Ricard Short, Length: 5791 m
Air temperature: 19.6°C
Track temperature: 20.3°C
Weather condition: Dry

Saturday 20.6.2015 17:00

## Lap analysis: Race

| Lap | Time | SE1 | SP1 | SE2 | SP2 | SE3 | SP3 | Lap | Time | SE1 | SP1 | SE2 | SP2 | SE3 | SP3 |
|---|---|---|---|---|---|---|---|---|---|---|---|---|---|---|---|
| 47 | 2:30.264 | 41.522 | 94 | 35.960 | 261 | 1:12.782 | | 132 | 2:02.533 | 36.947 | 93 | 30.740 | 279 | 54.846 | |
| 48 | 2:02.944 | 37.543 | 95 | 30.176 | 286 | 55.225 | | 133 | 2:01.425 | 36.432 | 99 | 30.199 | 281 | 54.794 | |
| 49 | 2:01.819 | 36.889 | 94 | 30.249 | 285 | 54.681 | | 134 | 2:00.247 | 36.088 | 97 | 30.387 | 278 | 53.772 | |
| 50 | 2:01.380 | 36.532 | 97 | 30.129 | 283 | 54.719 | | 135 | 1:59.763 | 36.113 | 96 | 30.216 | 279 | 53.434 | |
| 51 | 2:03.276 | 37.511 | 91 | 30.178 | 284 | 55.587 | | 136 | 2:01.099 | 36.209 | 97 | 30.629 | 277 | 54.261 | |
| 52 | 2:01.390 | 36.644 | 96 | 30.457 | 280 | 54.289 | | 137 | 2:00.365 | 36.306 | 97 | 30.522 | 279 | 53.537 | |
| 53 | 2:01.619 | 36.472 | 100 | 30.281 | 281 | 54.866 | | 138 | 2:00.178 | 36.056 | 98 | 30.256 | 281 | 53.866 | |
| 54 | 2:01.385 | 36.860 | 101 | 30.215 | 281 | 54.310 | | 139 | 2:00.761 | 36.189 | 97 | 30.125 | 283 | 54.447 | |
| 55 | 2:01.089 | 36.497 | 99 | 30.323 | 281 | 54.269 | | 140 | 2:00.858 | 36.585 | 97 | 30.174 | 285 | 54.099 | |
| 56 | 2:00.446 | 36.281 | 100 | 30.201 | 283 | 53.964 | | 141 | 2:01.095 | 36.401 | 100 | 30.105 | 285 | 54.589 | |
| 57 | 2:00.561 | 36.534 | 101 | 30.289 | 282 | 53.738 | | 142 | 1:59.705 | 36.279 | 99 | 30.247 | 281 | 53.179 | |
| 58 | 2:00.785 | 36.545 | 101 | 30.258 | 281 | 53.982 | | 143 | 2:00.238 | 36.178 | 98 | 30.413 | 283 | 53.647 | |
| 59 | 3:10.691 | 36.589 | 102 | 30.214 | 282 | 2:03.888 | | 144 | 3:13.576 | 36.378 | 98 | 30.171 | 283 | 2:07.027 | |
| 60 | 2:22.975 | 57.213 | 86 | 30.639 | 281 | 55.123 | | 145 | 2:21.071 | 56.239 | 98 | 30.793 | 278 | 54.039 | |
| 61 | 2:02.308 | 37.060 | 96 | 30.379 | 282 | 54.869 | | 146 | 2:00.797 | 36.390 | 97 | 30.506 | 278 | 53.901 | |
| 62 | 2:02.659 | 37.273 | 98 | 30.588 | 280 | 54.798 | | 147 | 2:00.417 | 36.288 | 100 | 30.375 | 279 | 53.754 | |
| 63 | 2:02.679 | 37.286 | 99 | 30.370 | 283 | 55.023 | | 148 | 2:00.774 | 36.347 | 100 | 30.384 | 280 | 54.043 | |
| 64 | 2:00.844 | 36.653 | 98 | 30.145 | 281 | 54.046 | | 149 | 2:01.105 | 36.203 | 97 | 30.442 | 280 | 54.460 | |
| 65 | 2:01.265 | 36.795 | 102 | 30.257 | 282 | 54.213 | | 150 | 2:01.034 | 36.619 | 100 | 30.375 | 281 | 54.040 | |
| 66 | 2:03.387 | 37.869 | 89 | 30.370 | 283 | 55.148 | | 151 | 2:01.914 | 36.661 | 97 | 30.658 | 280 | 54.595 | |
| 67 | 2:03.704 | 37.103 | 99 | 30.489 | 286 | 56.112 | | 152 | 2:01.775 | 36.939 | 99 | 30.664 | 281 | 54.172 | |
| 68 | 2:02.825 | 37.298 | 99 | 30.788 | 280 | 54.739 | | 153 | 2:01.482 | 36.733 | 98 | 30.302 | 279 | 54.447 | |
| 69 | 2:01.784 | 36.738 | 102 | 30.364 | 280 | 54.682 | | 154 | 2:01.385 | 36.756 | 99 | 30.404 | 279 | 54.225 | |
| 70 | 2:02.011 | 36.767 | 99 | 30.469 | 281 | 54.775 | | 155 | 2:02.420 | 36.783 | 100 | 30.696 | 280 | 54.941 | |
| 71 | 2:02.166 | 36.945 | 98 | 30.483 | 280 | 54.738 | | 156 | 2:03.425 | 38.185 | 96 | 30.400 | 281 | 54.840 | |
| 72 | 2:03.558 | 37.019 | 95 | 30.595 | 286 | 55.944 | | 157 | 2:02.897 | 37.267 | 97 | 31.064 | 278 | 54.566 | |
| 73 | 2:02.582 | 37.307 | 95 | 30.733 | 279 | 54.542 | | 158 | 2:02.825 | 37.669 | 92 | 30.502 | 278 | 54.654 | |
| 74 | 2:03.373 | 37.741 | 95 | 30.927 | 280 | 54.705 | | 159 | 2:03.106 | 36.747 | 96 | 30.664 | 279 | 55.695 | |
| 75 | 2:03.496 | 37.601 | 83 | 31.086 | 280 | 54.809 | | 160 | 2:02.175 | 37.438 | 99 | 30.565 | 280 | 54.172 | |
| 76 | 2:02.037 | 36.875 | 96 | 30.395 | 283 | 54.767 | | 161 | 2:01.050 | 36.417 | 98 | 30.449 | 279 | 54.184 | |
| 77 | 2:02.089 | 36.787 | 96 | 30.445 | 281 | 54.857 | | 162 | 2:03.006 | 36.646 | 96 | 30.406 | 279 | 55.954 | |
| 78 | 2:02.238 | 37.029 | 92 | 30.434 | 283 | 54.775 | | 163 | 2:02.123 | 36.588 | 96 | 30.518 | 281 | 55.017 | |
| 79 | 2:02.565 | 36.949 | 94 | 30.342 | 284 | 55.274 | | 164 | 2:03.275 | 37.260 | 95 | 30.524 | 281 | 55.491 | |
| 80 | 2:02.227 | 36.702 | 95 | 30.532 | 281 | 54.993 | | 165 | 2:01.637 | 36.548 | 99 | 30.302 | 284 | 54.787 | |
| 81 | 2:02.042 | 36.935 | 95 | 30.347 | 282 | 54.760 | | 166 | 2:02.682 | 36.424 | 97 | 30.476 | 281 | 55.782 | |
| 82 | 2:02.152 | 37.004 | 98 | 30.426 | 281 | 54.722 | | 167 | 2:01.810 | 36.618 | 95 | 30.508 | 281 | 54.684 | |
| 83 | 2:02.437 | 37.124 | 100 | 30.457 | 282 | 54.856 | | 168 | 2:03.639 | 37.214 | 95 | 30.501 | 277 | 55.924 | |
| 84 | 2:02.489 | 37.254 | 98 | 30.440 | 281 | 54.795 | | 169 | 2:02.997 | 36.676 | 95 | 30.584 | 280 | 55.737 | |
| 85 | 3:20.891 | 37.830 | 97 | 30.482 | 282 | 2:12.579 | | 170 | 2:02.182 | 36.621 | 95 | 30.595 | 278 | 54.966 | |

**73** Walkinshaw, GBR/ Plowman, GBR/ Dolby, GBR , **theoretical besttime: 1:58.335**

| | | | | | | | | | | | | | | |
|---|---|---|---|---|---|---|---|---|---|---|---|---|---|---|
| 1 | 3:49.124 | 48.295 | 82 | 1:03.780 | 79 | 1:57.049 | | 78 | 2:01.594 | 36.991 | 90 | 30.427 | 284 | 54.176 |
| 2 | 2:26.720 | 38.991 | 73 | 32.002 | 269 | 1:15.727 | | 79 | 1:59.753 | 36.381 | 94 | 29.838 | 287 | 53.534 |
| 3 | 3:14.284 | 48.674 | 89 | 53.228 | 204 | 1:32.382 | | 80 | 1:59.260 | 36.116 | 91 | 29.745 | 289 | 53.399 |
| 4 | 2:00.279 | 36.224 | 96 | ***29.540*** | 293 | 54.515 | | 81 | 2:18.973 | 38.197 | 83 | 32.059 | 223 | 1:08.717 |
| 5 | 2:01.575 | 36.627 | 95 | 29.680 | 286 | 55.268 | | 82 | 12:54.581 | 11:25.104 | 86 | 33.173 | 276 | 56.304 |
| 6 | 2:02.848 | 37.351 | ***97*** | 29.689 | 287 | 55.808 | | 83 | 2:49.504 | 40.149 | 88 | 51.848 | 124 | 1:17.507 |
| 7 | 2:00.908 | 36.682 | 94 | 29.610 | 288 | 54.616 | | 84 | 2:01.513 | 37.073 | 93 | 29.783 | 286 | 54.657 |
| 8 | 1:59.978 | 36.197 | 94 | 29.904 | 287 | 53.877 | | 85 | 2:01.338 | 36.533 | 89 | 29.813 | 288 | 54.992 |
| 9 | 1:59.599 | 36.233 | 93 | 29.760 | 286 | 53.606 | | 86 | 2:03.762 | 37.889 | 89 | 30.187 | 290 | 55.686 |
| 10 | 2:00.059 | 36.208 | 95 | 29.572 | 292 | 54.279 | | 87 | 2:01.172 | 36.577 | 92 | 30.695 | 286 | 53.900 |
| 11 | 2:01.055 | 36.388 | 93 | 29.611 | 290 | 55.056 | | 88 | 1:58.961 | 35.832 | 93 | 29.620 | 290 | 53.509 |
| 12 | 2:01.135 | 36.542 | 94 | 29.892 | 288 | 54.701 | | 89 | 1:59.921 | 36.205 | 89 | 29.634 | 290 | 54.082 |
| 13 | 2:01.280 | 37.045 | 92 | 29.731 | 287 | 54.504 | | 90 | 2:00.241 | 36.459 | 87 | 29.863 | 290 | 53.919 |
| 14 | 2:00.745 | 36.616 | 94 | 29.659 | 289 | 54.470 | | 91 | 2:03.201 | 38.437 | 85 | 29.632 | 293 | 55.132 |
| 15 | 2:00.377 | 36.615 | 92 | 29.763 | 287 | 53.999 | | 92 | 2:03.321 | 38.677 | 85 | 30.886 | 288 | 53.758 |
| 16 | 2:01.072 | 37.408 | 85 | 29.814 | 289 | 53.850 | | 93 | 1:59.500 | 36.108 | 92 | 29.715 | 288 | 53.677 |
| 17 | 2:00.608 | 36.259 | 91 | 29.904 | 290 | 54.445 | | 94 | 2:01.881 | 37.062 | 91 | 29.778 | ***294*** | 55.041 |
| 18 | 2:00.703 | 36.199 | 88 | 29.933 | 285 | 54.571 | | 95 | 2:01.279 | 36.131 | 90 | 31.066 | 289 | 54.082 |
| 19 | 2:00.669 | 36.544 | 92 | 29.928 | 288 | 54.197 | | 96 | 1:59.514 | 36.074 | 89 | 29.755 | 290 | 53.685 |

# Blancpain Endurance Series

## Lap analysis Race

Provisional

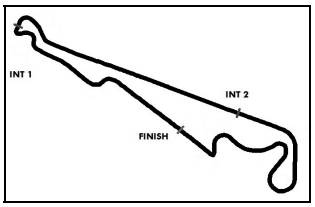


Circuit Paul Ricard Short, Length: 5791 m
Air temperature: 19.6°C
Track temperature: 20.3°C
Weather condition: Dry

Saturday 20.6.2015 17:00

## Lap analysis: Race

| Lap | Time | SE1 | SP1 | SE2 | SP2 | SE3 | SP3 |
|---|---|---|---|---|---|---|---|
| 20 | 2:00.695 | 36.302 | 90 | 30.110 | 285 | 54.283 | |
| 21 | 2:01.083 | 36.964 | 90 | 29.893 | 287 | 54.226 | |
| 22 | 2:01.353 | 36.514 | 90 | 29.797 | 290 | 55.042 | |
| 23 | 2:01.134 | 36.461 | 88 | 30.120 | 287 | 54.553 | |
| 24 | 2:00.741 | 36.710 | 92 | 29.771 | 290 | 54.260 | |
| 25 | 2:01.704 | 36.618 | 91 | 29.866 | 287 | 55.220 | |
| 26 | 2:01.261 | 36.976 | 90 | 29.917 | 287 | 54.368 | |
| 27 | 2:01.294 | 36.869 | 91 | 30.050 | 287 | 54.375 | |
| 28 | 2:01.614 | 36.702 | 91 | 30.262 | 285 | 54.650 | |
| 29 | 2:11.702 | 36.769 | 91 | 30.132 | 286 | 1:04.801 | |
| 30 | 3:30.803 | 2:06.735 | 91 | 30.243 | 284 | 53.825 | |
| 31 | 2:01.737 | 36.752 | 89 | 29.829 | 287 | 55.156 | |
| 32 | 2:00.390 | 37.097 | 88 | 29.899 | 286 | 53.394 | |
| 33 | 1:59.677 | 36.026 | 91 | 29.946 | 283 | 53.705 | |
| 34 | 1:59.508 | 36.023 | 91 | 29.840 | 285 | 53.645 | |
| 35 | 1:59.490 | 35.829 | 91 | 29.801 | 284 | 53.860 | |
| 36 | 2:00.924 | 36.820 | 89 | 30.019 | 288 | 54.085 | |
| 37 | 1:59.972 | 36.240 | 89 | 30.003 | 286 | 53.729 | |
| 38 | 1:59.722 | 35.945 | 92 | 29.998 | 285 | 53.779 | |
| 39 | 2:15.884 | 39.302 | 72 | 37.737 | 218 | 58.845 | |
| 40 | 2:51.891 | 39.723 | 88 | 1:05.170 | 244 | 1:06.998 | |
| 41 | 2:12.549 | 41.828 | 76 | 34.743 | 267 | 55.978 | |
| 42 | 2:14.611 | 37.256 | 87 | 30.507 | 283 | 1:06.848 | |
| 43 | 2:56.751 | 1:02.619 | 85 | 53.360 | 236 | 1:00.772 | |
| 44 | 2:45.086 | 47.666 | 90 | 58.820 | 242 | 58.600 | |
| 45 | 2:20.108 | 42.452 | 86 | 40.075 | 218 | 57.581 | |
| 46 | 2:17.317 | 41.201 | 87 | 40.164 | 199 | 55.952 | |
| 47 | 2:27.678 | 39.712 | 89 | 38.878 | 242 | 1:09.088 | |
| 48 | 2:02.237 | 36.694 | 90 | 29.923 | 292 | 55.620 | |
| 49 | 2:02.045 | 37.322 | 83 | 30.200 | 286 | 54.523 | |
| 50 | 2:01.423 | 36.380 | 89 | 30.173 | 286 | 54.870 | |
| 51 | 2:02.554 | 37.534 | 85 | 29.784 | 290 | 55.236 | |
| 52 | 2:02.397 | 37.461 | 88 | 30.032 | 290 | 54.904 | |
| 53 | 2:00.928 | 36.861 | 88 | 30.008 | 288 | 54.059 | |
| 54 | 2:00.307 | 36.336 | 87 | 30.061 | 285 | 53.910 | |
| 55 | 2:00.344 | 36.222 | 85 | 30.017 | 286 | 54.105 | |
| 56 | 2:00.909 | 36.685 | 87 | 29.916 | 289 | 54.308 | |
| 57 | 2:01.143 | 36.999 | 91 | 29.980 | 287 | 54.164 | |
| 58 | 2:11.484 | 36.670 | 88 | 30.073 | 285 | 1:04.741 | |
| 59 | 3:34.846 | 2:10.144 | 93 | 30.375 | 285 | 54.327 | |
| 60 | 2:04.082 | 37.219 | 91 | 31.127 | 268 | 55.736 | |
| 61 | 2:03.520 | 37.588 | 93 | 31.279 | 268 | 54.653 | |
| 62 | 2:03.004 | 37.261 | 93 | 31.142 | 268 | 54.601 | |
| 63 | 2:27.490 | 1:01.398 | 91 | 31.326 | 269 | 54.766 | |
| 64 | 2:03.511 | 38.003 | 92 | 31.098 | 269 | 54.410 | |
| 65 | 2:03.687 | 37.646 | 92 | 31.471 | 264 | 54.570 | |
| 66 | 2:03.010 | 36.985 | 94 | 31.240 | 265 | 54.785 | |
| 67 | 2:03.737 | 37.062 | 95 | 31.884 | 267 | 54.791 | |
| 68 | 2:04.924 | 37.724 | 90 | 31.532 | 267 | 55.668 | |
| 69 | 2:03.380 | 37.318 | 91 | 31.301 | 266 | 54.761 | |
| 70 | 2:03.901 | 37.386 | 90 | 31.175 | 266 | 55.340 | |
| 71 | 2:05.594 | 38.898 | 92 | 31.356 | 268 | 55.340 | |
| 72 | 2:03.444 | 37.603 | 92 | 31.281 | 266 | 54.560 | |
| 73 | 2:03.154 | 37.280 | 92 | 31.246 | 269 | 54.628 | |
| 74 | 2:16.115 | 38.612 | 92 | 31.324 | 266 | 1:06.179 | |
| 75 | 18:59.605 | 17:34.821 | 91 | 30.643 | 283 | 54.141 | |
| 76 | 2:00.240 | 36.716 | 91 | 30.016 | 285 | 53.508 | |
| 77 | 1:59.771 | 36.653 | 89 | 29.871 | 285 | 53.247 | |
| 97 | 2:00.126 | 36.469 | 89 | 29.772 | 293 | 53.885 | |
| 98 | 2:00.652 | 36.595 | 89 | 29.961 | 288 | 54.096 | |
| 99 | 2:10.374 | 36.236 | 86 | 29.613 | 287 | 1:04.525 | |
| 100 | 3:37.592 | 2:13.546 | 94 | 30.119 | 283 | 53.927 | |
| 101 | 2:01.649 | 36.505 | 94 | 30.290 | 282 | 54.854 | |
| 102 | 1:59.827 | 36.175 | 96 | 29.644 | 284 | 54.008 | |
| 103 | 2:00.369 | 36.191 | 93 | 30.047 | 286 | 54.131 | |
| 104 | 2:02.179 | 36.126 | 95 | 30.267 | 284 | 55.786 | |
| 105 | 2:00.552 | 36.464 | 96 | 30.597 | 283 | 53.491 | |
| 106 | 1:59.898 | 36.448 | 92 | 30.011 | 283 | 53.439 | |
| 107 | 2:00.233 | 36.182 | 93 | 30.345 | 286 | 53.706 | |
| 108 | 2:00.985 | 37.094 | 90 | 29.935 | 288 | 53.956 | |
| 109 | 1:59.397 | 36.177 | 92 | 30.080 | 285 | 53.140 | |
| 110 | 2:00.204 | 36.530 | 94 | 29.895 | 284 | 53.779 | |
| 111 | 2:00.053 | 36.161 | 92 | 29.985 | 286 | 53.907 | |
| 112 | 2:01.052 | 36.921 | 95 | 29.889 | 284 | 54.242 | |
| 113 | 2:00.213 | 36.384 | 90 | 29.813 | 286 | 54.016 | |
| 114 | 2:00.391 | 36.401 | 90 | 29.887 | 286 | 54.103 | |
| 115 | 2:04.003 | 37.102 | 93 | 30.076 | 284 | 56.825 | |
| 116 | 2:00.790 | 36.514 | 91 | 30.055 | 283 | 54.221 | |
| 117 | 2:00.547 | 36.375 | 92 | 30.065 | 285 | 54.107 | |
| 118 | 2:12.817 | 36.569 | 93 | 30.160 | 285 | 1:06.088 | |
| 119 | 8:39.961 | 7:14.716 | 89 | 30.769 | 281 | 54.476 | |
| 120 | 2:01.720 | 36.524 | 83 | 30.007 | 286 | 55.189 | |
| 121 | 2:01.525 | 37.379 | 87 | 30.267 | 284 | 53.879 | |
| 122 | 2:00.354 | 35.960 | 89 | 30.062 | 286 | 54.332 | |
| 123 | 2:01.037 | 36.470 | 93 | 29.914 | 289 | 54.653 | |
| 124 | 2:13.681 | 36.997 | 90 | 29.995 | 290 | 1:06.689 | |
| 125 | 3:32.908 | 2:07.939 | 87 | 30.309 | 283 | 54.660 | |
| 126 | 2:01.632 | 36.519 | 90 | 30.135 | 286 | 54.978 | |
| 127 | 2:00.920 | 36.208 | 89 | 30.285 | 286 | 54.427 | |
| 128 | 2:00.486 | 36.324 | 87 | 30.071 | 285 | 54.091 | |
| 129 | 2:02.555 | 36.384 | 85 | 31.261 | 285 | 54.910 | |
| 130 | 2:00.882 | 36.351 | 90 | 30.208 | 285 | 54.323 | |
| 131 | 2:00.164 | 36.211 | 89 | 29.912 | 287 | 54.041 | |
| 132 | 2:02.461 | 37.536 | | 29.992 | 289 | 54.933 | |
| 133 | 2:01.226 | 36.392 | 89 | 30.298 | 286 | 54.536 | |
| 134 | 2:01.640 | 37.131 | 87 | 30.061 | 287 | 54.448 | |
| 135 | 2:00.997 | 36.684 | 82 | 30.010 | 286 | 54.303 | |
| 136 | 2:01.181 | 36.353 | 87 | 29.922 | 289 | 54.906 | |
| 137 | 2:00.888 | 36.621 | 90 | 29.901 | 287 | 54.366 | |
| 138 | 2:01.462 | 36.763 | 87 | 29.876 | 290 | 54.823 | |
| 139 | 2:01.771 | 36.839 | 87 | 30.164 | 286 | 54.768 | |
| 140 | 2:01.412 | 36.555 | 88 | 30.182 | 287 | 54.675 | |
| 141 | 2:01.454 | | | | 286 | 54.960 | |
| 142 | 2:01.138 | 36.397 | 86 | 30.102 | 286 | 54.639 | |
| 143 | 2:01.794 | 36.651 | 86 | 30.198 | 285 | 54.945 | |
| 144 | 2:02.547 | 37.164 | 87 | 30.175 | 286 | 55.208 | |
| 145 | 2:02.544 | 36.860 | 88 | 30.414 | 286 | 55.270 | |
| 146 | 2:02.482 | 36.974 | 86 | 30.232 | 285 | 55.276 | |
| 147 | 2:03.506 | 37.182 | 85 | 30.493 | 285 | 55.831 | |
| 148 | 2:16.906 | | | | 288 | 1:06.897 | |
| 149 | 2:55.434 | 1:30.641 | 90 | 30.829 | 283 | 53.964 | |
| 150 | 2:00.233 | 36.455 | 89 | 30.138 | 284 | 53.640 | |
| 151 | 2:00.870 | ***35.761*** | 90 | 29.727 | 286 | 55.382 | |
| 152 | ***1:58.411*** | 35.778 | 89 | 29.599 | 286 | ***53.034*** | |
| 153 | 2:00.954 | 36.158 | 91 | 29.934 | 286 | 54.862 | |

# Blancpain Endurance Series

## Lap analysis Race

Provisional

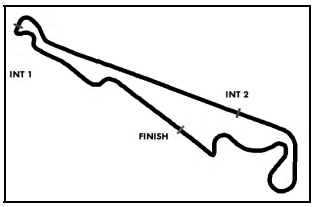


Circuit Paul Ricard Short, Length: 5791 m
Air temperature: 19.6°C
Track temperature: 20.3°C
Weather condition: Dry

Saturday 20.6.2015 17:00

## Lap analysis: Race

**75** Salaquarda, CZE/ Bonanomi, ITA/ Vervisch, BEL , **theoretical besttime: 1:58.804**

| Lap | Time | SE1 | SP1 | SE2 | SP2 | SE3 | SP3 |
|---|---|---|---|---|---|---|---|
| 1 | 3:44.315 | 43.291 | 97 | 1:00.038 | 102 | 2:00.986 | |
| 2 | 2:14.950 | 39.920 | 92 | 30.646 | 281 | 1:04.384 | |
| 3 | 3:20.237 | 50.678 | 91 | 52.502 | 158 | 1:37.057 | |
| 4 | 2:00.899 | 37.596 | 95 | 30.236 | 283 | 53.067 | |
| 5 | 2:00.091 | 36.534 | 100 | 30.244 | 281 | 53.313 | |
| 6 | 1:59.616 | 36.275 | 101 | 30.181 | 282 | 53.160 | |
| 7 | 2:00.578 | 37.136 | 97 | 30.209 | 285 | 53.233 | |
| 8 | 2:01.605 | 36.979 | 96 | 30.508 | 283 | 54.118 | |
| 9 | 1:59.940 | 36.285 | 102 | 30.193 | 284 | 53.462 | |
| 10 | 1:59.599 | 36.196 | 101 | 30.147 | 284 | 53.256 | |
| 11 | 2:00.519 | 36.474 | 101 | 30.250 | 284 | 53.795 | |
| 12 | 1:59.385 | 36.115 | 102 | 30.109 | 283 | 53.161 | |
| 13 | 2:00.416 | 36.693 | 98 | 30.342 | 282 | 53.381 | |
| 14 | 2:01.285 | 36.656 | 101 | 30.375 | 282 | 54.254 | |
| 15 | 2:00.369 | 36.530 | 101 | 30.346 | 278 | 53.493 | |
| 16 | 2:00.978 | 36.555 | 100 | 30.300 | 279 | 54.123 | |
| 17 | 2:01.636 | 36.471 | 102 | 30.382 | 283 | 54.783 | |
| 18 | 2:01.460 | 37.033 | 94 | 30.524 | 282 | 53.903 | |
| 19 | 2:03.410 | 37.776 | 96 | 31.519 | 285 | 54.115 | |
| 20 | 2:01.021 | 36.722 | 100 | 30.457 | 281 | 53.842 | |
| 21 | 2:01.104 | 36.738 | 101 | 30.381 | 281 | 53.985 | |
| 22 | 2:00.414 | 36.383 | 100 | 30.156 | 283 | 53.875 | |
| 23 | 2:00.962 | 36.840 | 99 | 30.308 | 283 | 53.814 | |
| 24 | 2:01.632 | 36.776 | 98 | 31.082 | 284 | 53.774 | |
| 25 | 2:01.196 | 36.675 | 99 | 30.263 | 283 | 54.258 | |
| 26 | 3:05.801 | 36.566 | 99 | 30.180 | ***286*** | 1:59.055 | |
| 27 | 2:20.294 | 55.452 | 100 | 31.564 | 278 | 53.278 | |
| 28 | 2:01.829 | 35.943 | 102 | 30.216 | 281 | 55.670 | |
| 29 | 2:01.864 | 37.112 | 97 | 30.964 | 284 | 53.788 | |
| 30 | ***1:59.287*** | 36.152 | 103 | 30.229 | 279 | ***52.906*** | |
| 31 | 2:00.890 | 37.069 | 97 | 30.272 | 280 | 53.549 | |
| 32 | 2:01.638 | 36.888 | 99 | 30.407 | 282 | 54.343 | |
| 33 | 2:00.172 | 36.559 | 100 | 30.364 | 278 | 53.249 | |
| 34 | 1:59.923 | 36.337 | 102 | 30.251 | 278 | 53.335 | |
| 35 | 2:00.350 | 36.078 | 100 | 30.244 | 282 | 54.028 | |
| 36 | 2:00.549 | 36.369 | 101 | 30.169 | 283 | 54.011 | |
| 37 | 2:00.343 | 36.462 | 102 | 30.393 | 279 | 53.488 | |
| 38 | 1:59.870 | 36.117 | 102 | 30.247 | 281 | 53.506 | |
| 39 | 2:08.804 | 36.328 | 101 | 35.302 | 238 | 57.174 | |
| 40 | 2:48.852 | 52.909 | 44 | 59.232 | 261 | 56.711 | |
| 41 | 2:11.820 | 39.464 | 95 | 35.499 | 272 | 56.857 | |
| 42 | 2:39.417 | 38.832 | 99 | 35.970 | 208 | 1:24.615 | |
| 43 | 2:59.189 | 58.477 | 83 | 55.910 | 198 | 1:04.802 | |
| 44 | 2:40.077 | 45.198 | 101 | 56.878 | 207 | 58.001 | |
| 45 | 2:19.992 | 44.362 | 96 | 38.639 | 218 | 56.991 | |
| 46 | 2:21.492 | 47.135 | 83 | 38.163 | 231 | 56.194 | |
| 47 | 2:33.044 | 42.754 | 97 | 35.740 | 219 | 1:14.550 | |
| 48 | 2:00.941 | 37.162 | 92 | 30.128 | 282 | 53.651 | |
| 49 | 2:01.970 | 38.093 | 90 | 30.419 | 280 | 53.458 | |
| 50 | 2:01.602 | 36.613 | 93 | 30.452 | 282 | 54.537 | |
| 51 | 2:00.208 | 36.215 | 97 | 30.014 | ***286*** | 53.979 | |
| 52 | 1:59.806 | 36.211 | 98 | 30.354 | 278 | 53.241 | |
| 53 | 1:59.422 | ***35.922*** | 100 | 30.150 | 279 | 53.350 | |
| 54 | 1:59.607 | 36.147 | 99 | 30.234 | 279 | 53.226 | |
| 55 | 3:05.254 | 36.426 | 100 | 30.315 | 279 | 1:58.513 | |
| 56 | 2:21.144 | 56.597 | 100 | 30.434 | 277 | 54.113 | |
| 57 | 2:01.474 | 36.839 | 99 | 30.291 | 278 | 54.344 | |
| 58 | 2:02.432 | 36.717 | 99 | 30.941 | 281 | 54.774 | |
| 59 | 2:00.368 | 36.432 | 100 | 30.253 | 278 | 53.683 | |
| 87 | 2:20.216 | 56.614 | 100 | 30.218 | 278 | 53.384 | |
| 88 | 1:59.886 | 36.530 | 101 | 30.093 | 280 | 53.263 | |
| 89 | 2:00.064 | 36.422 | 102 | 30.053 | 281 | 53.589 | |
| 90 | 2:02.050 | 38.186 | 96 | 30.403 | 279 | 53.461 | |
| 91 | 2:01.018 | 36.642 | 96 | 30.010 | 281 | 54.366 | |
| 92 | 2:06.214 | 36.683 | 94 | 30.121 | 280 | 59.410 | |
| 93 | 2:13.376 | 38.485 | 94 | 35.177 | 191 | 59.714 | |
| 94 | 2:06.259 | 38.089 | 94 | 31.414 | 278 | 56.756 | |
| 95 | 2:54.820 | 38.025 | 97 | 37.895 | 119 | 1:38.900 | |
| 96 | 3:28.544 | 58.190 | 98 | 1:06.333 | 71 | 1:24.021 | |
| 97 | 2:14.270 | 37.639 | 94 | 30.339 | 283 | 1:06.292 | |
| 98 | 2:19.663 | 55.706 | 101 | 30.278 | 278 | 53.679 | |
| 99 | 2:00.369 | 36.801 | 98 | 30.120 | 278 | 53.448 | |
| 100 | 2:00.576 | 36.472 | 98 | 30.220 | 280 | 53.884 | |
| 101 | 2:03.673 | 37.569 | 93 | ***29.976*** | 284 | 56.128 | |
| 102 | 2:02.900 | 37.114 | 99 | 30.332 | 279 | 55.454 | |
| 103 | 2:02.376 | 36.847 | 101 | 30.971 | 278 | 54.558 | |
| 104 | 2:02.591 | 36.812 | 99 | 30.274 | 281 | 55.505 | |
| 105 | 2:04.274 | 37.540 | 95 | 30.606 | 285 | 56.128 | |
| 106 | 2:01.105 | 36.523 | 100 | 30.293 | 279 | 54.289 | |
| 107 | 2:01.608 | 37.248 | 97 | 30.549 | 280 | 53.811 | |
| 108 | 2:01.360 | 37.167 | 103 | 30.188 | 278 | 54.005 | |
| 109 | 2:00.791 | 36.625 | 102 | 30.162 | 279 | 54.004 | |
| 110 | 2:01.325 | 36.546 | 102 | 30.200 | 279 | 54.579 | |
| 111 | 2:01.932 | 37.171 | 95 | 30.469 | 278 | 54.292 | |
| 112 | 2:00.851 | 36.708 | 101 | 30.286 | 276 | 53.857 | |
| 113 | 3:26.671 | 37.132 | 95 | 31.034 | 273 | 2:18.505 | |
| 114 | 2:21.887 | 56.591 | 99 | 30.644 | 273 | 54.652 | |
| 115 | 2:01.381 | 36.586 | 102 | 30.545 | 274 | 54.250 | |
| 116 | 2:00.841 | 36.282 | 100 | 30.399 | 275 | 54.160 | |
| 117 | 2:00.976 | 36.518 | 100 | 30.426 | 274 | 54.032 | |
| 118 | 2:01.605 | 36.496 | 98 | 30.384 | 277 | 54.725 | |
| 119 | 2:01.879 | 36.720 | 99 | 31.170 | 276 | 53.989 | |
| 120 | 2:01.347 | 36.367 | 100 | 30.296 | 281 | 54.684 | |
| 121 | 2:03.061 | 37.732 | 97 | 30.255 | 279 | 55.074 | |
| 122 | 2:01.868 | 36.512 | 99 | 30.440 | 276 | 54.916 | |
| 123 | 2:00.783 | 36.413 | 100 | 30.519 | 276 | 53.851 | |
| 124 | 2:00.268 | 36.088 | 100 | 30.362 | 277 | 53.818 | |
| 125 | 2:00.687 | 36.195 | 102 | 30.422 | 276 | 54.070 | |
| 126 | 2:02.224 | 36.306 | 100 | 30.171 | 279 | 55.747 | |
| 127 | 2:01.868 | 36.784 | 99 | 30.396 | 276 | 54.688 | |
| 128 | 2:00.561 | 36.123 | 100 | 30.355 | 278 | 54.083 | |
| 129 | 2:01.321 | 36.279 | 99 | 30.314 | 279 | 54.728 | |
| 130 | 2:07.011 | 37.280 | 99 | 30.503 | 279 | 59.228 | |
| 131 | 2:02.136 | 36.810 | 97 | 30.540 | 280 | 54.786 | |
| 132 | 2:01.660 | 36.698 | 97 | 30.425 | 277 | 54.537 | |
| 133 | 2:01.546 | 36.635 | 99 | 30.562 | 276 | 54.349 | |
| 134 | 2:01.187 | 36.462 | 98 | 30.527 | 276 | 54.198 | |
| 135 | 2:01.396 | 36.398 | 101 | 30.433 | 278 | 54.565 | |
| 136 | 2:02.169 | 36.466 | 98 | 30.348 | 281 | 55.355 | |
| 137 | 2:03.619 | 36.854 | 97 | 30.923 | 282 | 55.842 | |
| 138 | 2:01.612 | 36.369 | 101 | 30.505 | 278 | 54.738 | |
| 139 | 2:01.964 | 36.954 | 94 | 30.804 | 278 | 54.206 | |
| 140 | 3:05.747 | 36.471 | 100 | 30.362 | 277 | 1:58.914 | |
| 141 | 2:21.397 | 56.398 | 96 | 30.781 | 275 | 54.218 | |
| 142 | 2:01.778 | 36.261 | 96 | 30.620 | 276 | 54.897 | |
| 143 | 2:01.112 | 36.461 | 97 | 30.519 | 277 | 54.132 | |
| 144 | 2:00.357 | 36.355 | 99 | 30.426 | 276 | 53.576 | |
| 145 | 1:59.870 | 36.015 | 100 | 30.437 | 276 | 53.418 | |

# Blancpain Endurance Series

## Lap analysis Race

Provisional

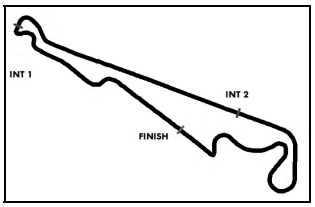


Circuit Paul Ricard Short, Length: 5791 m
Air temperature: 19.6°C
Track temperature: 20.3°C
Weather condition: Dry

Saturday 20.6.2015 17:00

## Lap analysis: Race

| Lap | Time | SE1 | SP1 | SE2 | SP2 | SE3 | SP3 | Lap | Time | SE1 | SP1 | SE2 | SP2 | SE3 | SP3 |
|---|---|---|---|---|---|---|---|---|---|---|---|---|---|---|---|
| 60 | 2:01.463 | 36.711 | 101 | 30.083 | 285 | 54.669 | | 146 | 1:59.867 | 36.034 | 99 | 30.338 | 277 | 53.495 | |
| 61 | 2:03.751 | 37.788 | 95 | 30.445 | 279 | 55.518 | | 147 | 1:59.705 | 36.078 | 102 | 30.336 | 278 | 53.291 | |
| 62 | 2:00.390 | 36.500 | 100 | 30.335 | 278 | 53.555 | | 148 | 2:01.682 | 36.489 | ***103*** | 30.172 | 280 | 55.021 | |
| 63 | 2:01.604 | 37.679 | 97 | 30.316 | 278 | 53.609 | | 149 | 2:01.590 | 37.616 | 89 | 30.466 | 277 | 53.508 | |
| 64 | 2:00.178 | 36.655 | 101 | 30.312 | 278 | 53.211 | | 150 | 1:59.793 | 36.258 | 97 | 30.142 | 279 | 53.393 | |
| 65 | 2:00.670 | 36.742 | 99 | 30.246 | 278 | 53.682 | | 151 | 2:00.596 | 36.393 | 92 | 30.290 | 278 | 53.913 | |
| 66 | 2:00.277 | 36.450 | 101 | 30.342 | 277 | 53.485 | | 152 | 2:01.070 | 36.889 | 99 | 30.419 | 278 | 53.762 | |
| 67 | 2:00.758 | 36.673 | 99 | 30.342 | 278 | 53.743 | | 153 | 2:01.103 | 37.026 | 99 | 30.363 | 277 | 53.714 | |
| 68 | 2:00.927 | 36.146 | 101 | 30.160 | 281 | 54.621 | | 154 | 2:00.695 | 36.332 | 98 | 30.195 | 278 | 54.168 | |
| 69 | 2:00.431 | 36.444 | 100 | 30.328 | 281 | 53.659 | | 155 | 2:00.454 | 36.366 | 98 | 30.341 | 278 | 53.747 | |
| 70 | 2:00.176 | 36.283 | 100 | 30.124 | 277 | 53.769 | | 156 | 2:02.151 | 36.820 | 96 | 30.509 | 277 | 54.822 | |
| 71 | 2:00.581 | 36.441 | 96 | 30.254 | 279 | 53.886 | | 157 | 2:01.755 | 37.001 | 99 | 30.315 | 280 | 54.439 | |
| 72 | 2:01.977 | 36.724 | 97 | 30.550 | 278 | 54.703 | | 158 | 2:00.606 | 36.454 | 99 | 30.317 | 279 | 53.835 | |
| 73 | 2:01.648 | 36.454 | 102 | 30.214 | 279 | 54.980 | | 159 | 2:01.835 | 36.534 | 100 | 31.259 | 274 | 54.042 | |
| 74 | 2:00.229 | 36.331 | 99 | 30.512 | 279 | 53.386 | | 160 | 2:00.789 | 36.496 | 95 | 30.382 | 276 | 53.911 | |
| 75 | 2:01.732 | 36.802 | 100 | 30.273 | 282 | 54.657 | | 161 | 2:02.751 | 36.872 | 98 | 30.344 | 278 | 55.535 | |
| 76 | 2:00.997 | 36.826 | 98 | 30.310 | 280 | 53.861 | | 162 | 2:01.518 | 36.759 | 96 | 30.463 | 277 | 54.296 | |
| 77 | 2:00.376 | 36.390 | 101 | 30.102 | 280 | 53.884 | | 163 | 2:02.105 | 36.582 | 97 | 30.321 | 278 | 55.202 | |
| 78 | 2:00.484 | 36.533 | 100 | 30.130 | 279 | 53.821 | | 164 | 2:01.150 | 36.602 | 100 | 30.419 | 280 | 54.129 | |
| 79 | 2:00.913 | 36.558 | 100 | 30.220 | 279 | 54.135 | | 165 | 2:00.938 | 36.612 | 98 | 30.296 | 279 | 54.030 | |
| 80 | 2:02.471 | 37.255 | 96 | 30.546 | 277 | 54.670 | | 166 | 2:01.480 | 36.808 | 96 | 30.335 | 278 | 54.337 | |
| 81 | 2:00.823 | 36.610 | 101 | 30.248 | 280 | 53.965 | | 167 | 2:02.966 | 36.718 | 97 | 30.292 | 278 | 55.956 | |
| 82 | 2:00.869 | 36.531 | 101 | 30.247 | 281 | 54.091 | | 168 | 2:02.643 | 36.649 | 98 | 30.320 | 281 | 55.674 | |
| 83 | 2:02.443 | 36.589 | 98 | 31.406 | 278 | 54.448 | | 169 | 2:11.370 | 36.920 | 92 | 39.888 | 274 | 54.562 | |
| 84 | 2:02.808 | 37.004 | 99 | 30.301 | 279 | 55.503 | | 170 | 2:03.027 | 36.628 | 96 | 30.526 | 277 | 55.873 | |
| 85 | 2:00.737 | 36.400 | 100 | 30.275 | 279 | 54.062 | | | | | | | | | |
| 86 | 3:12.949 | 36.470 | 99 | 30.268 | 281 | 2:06.211 | | | | | | | | | |

**77** Fraga, BRA/ Abreu, BRA/ Jimenez, BRA ,

**theoretical besttime: 1:58.337**

| | | | | | | | | | | | | | |
|---|---|---|---|---|---|---|---|---|---|---|---|---|---|
| 1 | 3:45.686 | 47.057 | 102 | 1:02.283 | 80 | 1:56.346 | 86 | 2:19.177 | 55.637 | 100 | 30.346 | 271 | 53.194 |
| 2 | 2:33.832 | | | | 271 | 1:19.308 | 87 | 1:59.097 | 36.348 | 97 | 30.171 | 271 | ***52.578*** |
| 3 | 3:14.662 | 51.018 | 96 | 52.462 | 179 | 1:31.182 | 88 | ***1:58.400*** | ***35.664*** | 101 | ***30.095*** | 271 | 52.641 |
| 4 | 2:02.175 | 37.175 | 99 | 30.224 | 272 | 54.776 | 89 | 2:00.773 | 35.902 | ***103*** | 31.007 | 271 | 53.864 |
| 5 | 2:02.321 | 36.960 | 99 | 30.115 | ***273*** | 55.246 | 90 | 2:00.293 | 35.913 | 102 | 30.772 | 272 | 53.608 |
| 6 | 2:04.571 | 37.628 | 97 | 30.847 | 272 | 56.096 | 91 | 1:59.204 | 35.773 | 100 | 30.281 | 271 | 53.150 |
| 7 | 2:00.924 | 36.710 | 100 | 30.175 | 272 | 54.039 | 92 | 2:02.183 | 36.840 | 94 | 30.658 | 271 | 54.685 |
| 8 | 2:01.150 | 36.568 | 97 | 30.492 | 271 | 54.090 | 93 | 2:02.655 | 37.269 | 98 | 30.877 | 272 | 54.509 |
| 9 | 2:00.731 | 36.455 | 101 | 30.230 | 271 | 54.046 | 94 | 3:43.600 | 49.775 | 67 | 1:14.337 | 104 | 1:39.488 |
| 10 | 2:00.985 | 36.552 | 101 | 30.252 | 269 | 54.181 | 95 | 3:34.758 | 58.546 | 80 | 1:03.929 | 86 | 1:32.283 |
| 11 | 2:01.185 | 36.721 | 100 | 30.222 | 272 | 54.242 | 96 | 2:02.200 | 37.343 | 95 | 30.490 | 271 | 54.367 |
| 12 | 2:02.202 | 36.975 | 99 | 30.245 | 272 | 54.982 | 97 | 2:00.738 | 36.605 | 95 | 30.483 | 272 | 53.650 |
| 13 | 2:02.538 | 37.204 | 95 | 30.414 | 272 | 54.920 | 98 | 1:59.243 | 35.865 | 99 | 30.189 | 272 | 53.189 |
| 14 | 2:02.932 | 37.078 | 97 | 30.234 | 273 | 55.620 | 99 | 1:59.653 | 36.371 | 98 | 30.388 | 272 | 52.894 |
| 15 | 2:02.323 | 36.926 | 98 | 30.229 | 271 | 55.168 | 100 | 1:59.211 | 35.843 | 100 | 30.319 | 271 | 53.049 |
| 16 | 2:01.443 | 36.990 | 96 | 30.254 | 272 | 54.199 | 101 | 1:59.298 | 35.842 | 102 | 30.379 | 271 | 53.077 |
| 17 | 2:01.014 | 36.613 | 99 | 30.144 | 273 | 54.257 | 102 | 1:59.583 | 36.122 | 101 | 30.513 | 271 | 52.948 |
| 18 | 2:00.857 | 36.673 | 99 | 30.375 | 271 | 53.809 | 103 | 1:59.363 | 35.892 | 100 | 30.367 | 271 | 53.104 |
| 19 | 2:00.742 | 36.396 | 98 | 30.271 | 272 | 54.075 | 104 | 1:59.359 | 35.923 | 100 | 30.339 | 271 | 53.097 |
| 20 | 2:01.424 | 36.628 | 96 | 30.503 | 271 | 54.293 | 105 | 1:59.246 | 35.855 | 98 | 30.329 | 271 | 53.062 |
| 21 | 2:01.240 | 36.650 | 97 | 30.370 | 271 | 54.220 | 106 | 1:59.852 | 36.180 | 97 | 30.447 | 271 | 53.225 |
| 22 | 2:01.163 | 36.617 | 98 | 30.215 | 271 | 54.331 | 107 | 1:59.313 | 36.056 | 99 | 30.375 | 271 | 52.882 |
| 23 | 2:00.989 | 36.596 | 98 | 30.348 | 271 | 54.045 | 108 | 1:59.204 | 35.797 | 99 | 30.323 | 271 | 53.084 |
| 24 | 2:01.210 | 36.882 | 95 | 30.312 | 272 | 54.016 | 109 | 1:59.320 | 35.753 | 100 | 30.329 | 271 | 53.238 |
| 25 | 2:00.509 | 36.428 | 97 | 30.195 | 271 | 53.886 | 110 | 2:01.015 | 36.225 | 98 | 31.345 | 271 | 53.445 |
| 26 | 2:00.974 | 36.722 | 97 | 30.200 | 272 | 54.052 | 111 | 1:59.547 | 35.747 | 98 | 30.355 | 271 | 53.445 |
| 27 | 2:01.440 | 36.598 | 97 | 30.358 | 272 | 54.484 | 112 | 2:00.438 | 36.571 | 97 | 30.390 | 271 | 53.477 |
| 28 | 2:02.437 | 36.961 | 98 | 30.308 | 271 | 55.168 | 113 | 3:09.674 | 36.028 | 98 | 30.351 | 271 | 2:03.295 |
| 29 | 3:04.671 | 37.278 | 98 | 30.935 | 271 | 1:56.458 | 114 | 2:21.734 | 56.873 | 99 | 30.740 | 269 | 54.121 |
| 30 | 2:20.233 | 56.014 | 98 | 30.308 | 271 | 53.911 | 115 | 2:00.676 | 36.442 | 98 | 30.583 | 269 | 53.651 |
| 31 | 2:01.447 | 36.780 | 99 | 30.240 | 271 | 54.427 | 116 | 2:00.616 | 36.159 | 99 | 30.394 | 271 | 54.063 |

# Blancpain Endurance Series

## Lap analysis Race

Provisional

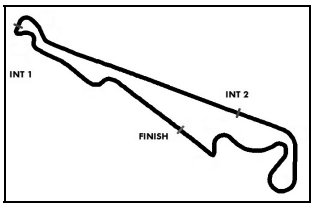


Circuit Paul Ricard Short, Length: 5791 m
Air temperature: 19.6°C
Track temperature: 20.3°C
Weather condition: Dry

Saturday 20.6.2015 17:00

## Lap analysis: Race

| Lap | Time | SE1 | SP1 | SE2 | SP2 | SE3 | SP3 | Lap | Time | SE1 | SP1 | SE2 | SP2 | SE3 | SP3 |
|---|---|---|---|---|---|---|---|---|---|---|---|---|---|---|---|
| 32 | 2:03.654 | 37.528 | 95 | 30.676 | 271 | 55.450 | | 117 | 2:02.066 | 36.794 | 96 | 30.490 | 271 | 54.782 | |
| 33 | 2:00.497 | 36.294 | 99 | 30.207 | 272 | 53.996 | | 118 | 2:00.546 | 36.060 | 94 | 30.681 | 269 | 53.805 | |
| 34 | 2:00.181 | 36.248 | 98 | 30.287 | 271 | 53.646 | | 119 | 2:00.257 | 36.042 | 99 | 30.633 | 269 | 53.582 | |
| 35 | 2:00.631 | 36.563 | 96 | 30.407 | 272 | 53.661 | | 120 | 2:00.280 | 36.147 | 98 | 30.565 | 270 | 53.568 | |
| 36 | 2:00.195 | 36.151 | 98 | 30.308 | 272 | 53.736 | | 121 | 2:00.472 | 36.034 | 97 | 30.468 | 271 | 53.970 | |
| 37 | 2:00.565 | 36.487 | 99 | 30.326 | 272 | 53.752 | | 122 | 2:00.309 | 36.151 | 99 | 30.535 | 270 | 53.623 | |
| 38 | 2:01.364 | 36.502 | 95 | 30.450 | 272 | 54.412 | | 123 | 2:00.628 | 36.122 | 100 | 30.535 | 271 | 53.971 | |
| 39 | 2:10.857 | 38.225 | 98 | 32.843 | 269 | 59.789 | | 124 | 2:00.878 | 36.260 | 100 | 30.586 | 269 | 54.032 | |
| 40 | 2:47.968 | 39.556 | 94 | 1:05.062 | 213 | 1:03.350 | | 125 | 2:01.190 | 36.339 | 97 | 30.948 | 269 | 53.903 | |
| 41 | 2:12.745 | 41.854 | 87 | 35.252 | 269 | 55.639 | | 126 | 2:01.223 | 36.417 | 98 | 30.491 | 273 | 54.315 | |
| 42 | 2:14.900 | 37.618 | 97 | 30.872 | 273 | 1:06.410 | | 127 | 2:00.818 | 36.168 | 98 | 30.744 | 268 | 53.906 | |
| 43 | 2:56.709 | 1:02.300 | 96 | 54.030 | 230 | 1:00.379 | | 128 | 2:01.446 | 36.308 | 99 | 30.586 | 271 | 54.552 | |
| 44 | 2:44.662 | 47.472 | 100 | 59.358 | 242 | 57.832 | | 129 | 2:03.007 | 36.892 | 92 | 30.781 | 271 | 55.334 | |
| 45 | 2:20.647 | 42.545 | 97 | 39.856 | 214 | 58.246 | | 130 | 2:02.616 | 36.403 | 96 | 31.926 | 269 | 54.287 | |
| 46 | 2:17.148 | 40.923 | 96 | 39.815 | 205 | 56.410 | | 131 | 2:01.231 | 36.498 | 98 | 30.778 | 269 | 53.955 | |
| 47 | 2:27.303 | 39.627 | 98 | 39.224 | 235 | 1:08.452 | | 132 | 2:01.377 | 36.418 | 97 | 30.675 | 269 | 54.284 | |
| 48 | 2:02.196 | 36.798 | 100 | 30.128 | 271 | 55.270 | | 133 | 2:01.260 | 36.796 | 98 | 30.527 | 272 | 53.937 | |
| 49 | 2:02.012 | 37.258 | 89 | 30.400 | 272 | 54.354 | | 134 | 2:01.447 | 36.373 | 100 | 30.717 | 271 | 54.357 | |
| 50 | 2:01.103 | 36.410 | 98 | 30.433 | 271 | 54.260 | | 135 | 2:01.671 | 36.823 | 96 | 30.757 | 272 | 54.091 | |
| 51 | 2:03.429 | 37.861 | 88 | 31.305 | 271 | 54.263 | | 136 | 2:01.272 | 36.333 | 98 | 30.723 | 270 | 54.216 | |
| 52 | 2:02.459 | 37.346 | 94 | 30.276 | 273 | 54.837 | | 137 | 2:01.686 | 36.300 | 97 | 30.527 | 272 | 54.859 | |
| 53 | 2:01.358 | 36.580 | 98 | 30.340 | 271 | 54.438 | | 138 | 3:15.817 | 37.634 | 85 | 31.248 | 271 | 2:06.935 | |
| 54 | 3:08.447 | 37.301 | 90 | 30.577 | 271 | 2:00.569 | | 139 | 2:20.495 | 56.275 | 101 | 30.531 | 271 | 53.689 | |
| 55 | 2:19.163 | 55.587 | 97 | 30.383 | 271 | 53.193 | | 140 | 2:02.724 | 36.672 | 96 | 30.910 | 272 | 55.142 | |
| 56 | 1:59.093 | 35.981 | 99 | 30.262 | 272 | 52.850 | | 141 | 2:01.554 | 36.931 | 99 | 30.625 | 272 | 53.998 | |
| 57 | 1:59.760 | 36.089 | 99 | 30.313 | 272 | 53.358 | | 142 | 2:00.178 | 36.202 | 98 | 30.600 | 270 | 53.376 | |
| 58 | 1:59.634 | 36.021 | 101 | 30.338 | 272 | 53.275 | | 143 | 1:59.971 | 35.965 | 100 | 30.510 | 272 | 53.496 | |
| 59 | 1:59.731 | 36.080 | 101 | 30.246 | 271 | 53.405 | | 144 | 2:00.427 | 36.370 | 98 | 30.457 | 271 | 53.600 | |
| 60 | 1:59.743 | 36.082 | 100 | 30.281 | 271 | 53.380 | | 145 | 1:59.657 | 35.876 | 102 | 30.527 | 271 | 53.254 | |
| 61 | 2:00.271 | 36.005 | 100 | 30.326 | 272 | 53.940 | | 146 | 2:00.110 | 35.933 | 99 | 30.531 | 271 | 53.646 | |
| 62 | 2:01.467 | 37.563 | 99 | 30.426 | 271 | 53.478 | | 147 | 2:00.303 | 36.403 | 97 | 30.412 | 271 | 53.488 | |
| 63 | 2:02.180 | 36.678 | 96 | 30.267 | 271 | 55.235 | | 148 | 2:00.524 | 36.167 | 96 | 30.429 | 271 | 53.928 | |
| 64 | 2:55.350 | 38.385 | | 37.655 | 174 | 1:39.310 | | 149 | 2:00.987 | 36.138 | 97 | 30.477 | 272 | 54.372 | |
| 65 | 2:21.131 | 56.510 | 97 | 30.641 | 271 | 53.980 | | 150 | 2:00.814 | 36.358 | 99 | 30.521 | 271 | 53.935 | |
| 66 | 2:00.296 | 36.248 | 99 | 30.529 | 272 | 53.519 | | 151 | 2:00.648 | 36.356 | 99 | 30.493 | 271 | 53.799 | |
| 67 | 2:00.586 | 36.339 | 99 | 30.434 | 271 | 53.813 | | 152 | 2:00.638 | 36.404 | 95 | 30.430 | 272 | 53.804 | |
| 68 | 2:01.743 | 36.370 | 100 | 30.515 | 272 | 54.858 | | 153 | 2:00.918 | 36.343 | 97 | 30.262 | 272 | 54.313 | |
| 69 | 2:03.220 | 37.662 | 99 | 30.464 | 271 | 55.094 | | 154 | 2:02.521 | 37.235 | 86 | 30.808 | 271 | 54.478 | |
| 70 | 2:01.361 | 36.415 | 100 | 30.500 | 271 | 54.446 | | 155 | 2:01.423 | 36.669 | 95 | 30.525 | 271 | 54.229 | |
| 71 | 2:01.105 | 36.830 | 98 | 30.348 | 272 | 53.927 | | 156 | 2:00.700 | 36.373 | 98 | 30.408 | 271 | 53.919 | |
| 72 | 2:00.498 | 36.183 | 100 | 30.421 | 271 | 53.894 | | 157 | 2:00.690 | 36.283 | 97 | 30.440 | 271 | 53.967 | |
| 73 | 2:00.558 | 36.287 | 100 | 30.526 | 271 | 53.745 | | 158 | 2:01.787 | 36.660 | 96 | 30.502 | 271 | 54.625 | |
| 74 | 2:00.830 | 36.199 | 98 | 30.508 | 272 | 54.123 | | 159 | 2:00.988 | 36.314 | 95 | 30.545 | 271 | 54.129 | |
| 75 | 2:00.613 | 36.211 | 97 | 30.316 | 271 | 54.086 | | 160 | 2:01.240 | 36.273 | 97 | 30.489 | 271 | 54.478 | |
| 76 | 2:00.972 | 36.483 | 99 | 30.382 | 271 | 54.107 | | 161 | 2:01.060 | 36.311 | 99 | 30.538 | 271 | 54.211 | |
| 77 | 2:00.596 | 36.361 | 99 | 30.314 | 272 | 53.921 | | 162 | 2:01.088 | 36.422 | 97 | 30.420 | 271 | 54.246 | |
| 78 | 2:00.781 | 36.494 | 96 | 30.388 | 271 | 53.899 | | 163 | 2:01.498 | 36.411 | 97 | 30.433 | 271 | 54.654 | |
| 79 | 2:00.454 | 36.343 | 99 | 30.399 | 271 | 53.712 | | 164 | 2:01.706 | 36.501 | 96 | 30.450 | 271 | 54.755 | |
| 80 | 2:00.369 | 36.260 | 100 | 30.265 | 272 | 53.844 | | 165 | 2:02.349 | 36.673 | 98 | 30.475 | 271 | 55.201 | |
| 81 | 2:00.781 | 36.252 | 101 | 30.463 | 271 | 54.066 | | 166 | 2:03.100 | 37.532 | 95 | 30.706 | 272 | 54.862 | |
| 82 | 2:00.852 | 36.218 | 100 | 30.404 | 271 | 54.230 | | 167 | 2:02.205 | 36.811 | 97 | 30.558 | 271 | 54.836 | |
| 83 | 2:00.426 | 36.188 | 98 | 30.468 | 272 | 53.770 | | 168 | 2:02.856 | 36.934 | 95 | 30.805 | 271 | 55.117 | |
| 84 | 2:01.101 | 36.366 | 98 | 30.370 | 272 | 54.365 | | 169 | 3:02.519 | 39.395 | 73 | 42.687 | 161 | 1:40.437 | |
| 85 | 3:12.023 | 36.254 | 98 | 30.464 | 271 | 2:05.305 | | | | | | | | | |

# Blancpain Endurance Series

## Lap analysis Race

Provisional

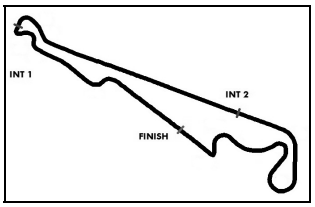


Circuit Paul Ricard Short, Length: 5791 m
Air temperature: 19.6°C
Track temperature: 20.3°C
Weather condition: Dry

Saturday 20.6.2015 17:00

## Lap analysis: Race

**78** Sardarov, RUS/ Matchitski, RUS , ,

**theoretical besttime: 2:00.634**

| Lap | Time | SE1 | SP1 | SE2 | SP2 | SE3 | SP3 |
|---|---|---|---|---|---|---|---|
| 1 | 3:51.604 | 52.454 | 96 | 1:07.031 | 72 | 1:52.119 | |
| 2 | 2:36.857 | 41.378 | 93 | 30.818 | 273 | 1:24.661 | |
| 3 | 3:14.006 | 53.002 | 99 | 52.137 | 229 | 1:28.867 | |
| 4 | 2:01.954 | 37.067 | 100 | 30.332 | 272 | 54.555 | |
| 5 | 2:01.443 | 36.960 | 99 | 30.301 | 273 | 54.182 | |
| 6 | 2:02.782 | 37.536 | 100 | 30.262 | 273 | 54.984 | |
| 7 | 2:01.816 | 36.666 | 102 | 30.331 | 273 | 54.819 | |
| 8 | 2:02.352 | 37.109 | 98 | 30.193 | 273 | 55.050 | |
| 9 | 2:01.664 | 36.790 | 97 | 30.347 | 272 | 54.527 | |
| 10 | 2:01.960 | 36.619 | 97 | 30.217 | 273 | 55.124 | |
| 11 | ***2:00.931*** | 36.533 | 101 | 30.343 | 273 | 54.055 | |
| 12 | 2:01.820 | 36.799 | 99 | 30.228 | 273 | 54.793 | |
| 13 | 2:02.119 | 36.939 | 103 | 30.437 | 272 | 54.743 | |
| 14 | 2:03.030 | 36.895 | 102 | 30.663 | 272 | 55.472 | |
| 15 | 2:02.623 | 37.224 | 100 | 30.232 | 273 | 55.167 | |
| 16 | 2:01.867 | 37.041 | 100 | 30.237 | 272 | 54.589 | |
| 17 | 2:01.805 | 36.701 | 102 | 30.507 | ***273*** | 54.597 | |
| 18 | 2:02.464 | 36.977 | 103 | 30.469 | 273 | 55.018 | |
| 19 | 2:02.203 | 37.061 | 101 | 30.544 | 273 | 54.598 | |
| 20 | 2:01.767 | 36.727 | 101 | 30.515 | 272 | 54.525 | |
| 21 | 2:01.805 | 36.869 | 98 | 30.366 | 273 | 54.570 | |
| 22 | 2:01.666 | 36.665 | 102 | 30.471 | 272 | 54.530 | |
| 23 | 2:01.652 | 36.670 | 99 | 30.331 | 273 | 54.651 | |
| 24 | 2:02.189 | 36.946 | 100 | 30.463 | 273 | 54.780 | |
| 25 | 2:02.349 | 36.949 | 99 | ***30.167*** | 273 | 55.233 | |
| 26 | 2:03.272 | 37.281 | 99 | 30.366 | 272 | 55.625 | |
| 27 | 2:05.318 | 38.712 | | 31.212 | 273 | 55.394 | |
| 28 | 3:16.095 | 37.405 | 100 | 30.463 | 272 | 2:08.227 | |
| 29 | 2:23.396 | 56.518 | 93 | 31.444 | 273 | 55.434 | |
| 30 | 2:03.570 | 37.433 | 98 | 30.986 | 272 | 55.151 | |
| 31 | 2:03.557 | 37.355 | 98 | 30.600 | 273 | 55.602 | |
| 32 | 2:05.090 | 38.160 | 99 | 30.797 | 273 | 56.133 | |
| 33 | 2:03.111 | 37.835 | 100 | 30.701 | 273 | 54.575 | |
| 34 | 2:03.671 | 37.521 | 95 | 30.742 | 271 | 55.408 | |
| 35 | 2:03.062 | 37.420 | 99 | 30.760 | 272 | 54.882 | |
| 36 | 2:05.695 | 38.586 | 95 | 30.784 | 273 | 56.325 | |
| 37 | 2:03.721 | 37.550 | 96 | 31.032 | 273 | 55.139 | |
| 38 | 2:08.723 | 37.010 | 96 | 30.500 | 272 | 1:01.213 | |
| 39 | 2:13.530 | 40.613 | 91 | 34.741 | 249 | 58.176 | |
| 40 | 2:13.554 | 39.961 | 93 | 32.670 | 269 | 1:00.923 | |
| 41 | 3:23.852 | 40.917 | 91 | 1:07.570 | 87 | 1:35.365 | |
| 42 | 3:00.711 | 1:01.415 | 81 | 49.867 | 182 | 1:09.429 | |
| 43 | 2:41.841 | 45.101 | 94 | 52.958 | 205 | 1:03.782 | |
| 44 | 2:21.430 | 43.012 | 95 | 38.498 | 220 | 59.920 | |
| 45 | 3:26.225 | 40.877 | 88 | 36.902 | 257 | 2:08.446 | |
| 46 | 2:22.865 | 57.124 | 100 | 30.734 | 272 | 55.007 | |
| 47 | 2:01.958 | 36.888 | 101 | 30.739 | 272 | 54.331 | |
| 48 | 2:02.261 | 37.014 | 104 | 30.656 | 272 | 54.591 | |
| 49 | 2:01.762 | 36.577 | 102 | 30.638 | 272 | 54.547 | |
| 50 | 2:01.626 | 36.742 | 102 | 30.525 | 271 | 54.359 | |
| 51 | 2:02.610 | 37.240 | 100 | 30.503 | 273 | 54.867 | |
| 52 | 2:01.495 | 36.691 | 104 | 30.459 | 273 | 54.345 | |
| 53 | 2:02.150 | 36.804 | 100 | 30.468 | 273 | 54.878 | |
| 54 | 2:01.320 | 36.571 | 102 | 30.399 | 273 | 54.350 | |
| 55 | 2:02.045 | 37.295 | 93 | 30.438 | 273 | 54.312 | |
| 56 | 2:01.987 | 36.767 | 101 | 30.444 | 273 | 54.776 | |
| 57 | 2:03.665 | 38.271 | 101 | 30.821 | 273 | 54.573 | |
| 58 | 2:02.176 | 37.126 | 100 | 30.492 | 272 | 54.558 | |
| 59 | 2:03.355 | 37.972 | 97 | 30.657 | 272 | 54.726 | |
| 85 | 2:02.261 | 36.988 | 96 | 30.712 | 272 | 54.561 | |
| 86 | 2:02.752 | 37.262 | 98 | 30.818 | 272 | 54.672 | |
| 87 | 2:04.679 | 37.187 | 101 | 30.439 | 272 | 57.053 | |
| 88 | 2:03.637 | 37.732 | 92 | 30.710 | 270 | 55.195 | |
| 89 | 2:03.387 | 37.959 | 96 | 30.542 | 272 | 54.886 | |
| 90 | 2:03.254 | 37.508 | 94 | 30.887 | 272 | 54.859 | |
| 91 | 2:04.825 | 37.480 | 97 | 30.695 | 271 | 56.650 | |
| 92 | 2:07.892 | 39.717 | 95 | 31.925 | 272 | 56.250 | |
| 93 | 3:44.107 | 51.017 | 73 | 1:14.762 | 99 | 1:38.328 | |
| 94 | 3:38.109 | 1:00.243 | 76 | 1:05.195 | 89 | 1:32.671 | |
| 95 | 2:04.253 | 37.704 | 94 | 30.763 | 272 | 55.786 | |
| 96 | 2:03.853 | 37.792 | 96 | 30.736 | 272 | 55.325 | |
| 97 | 2:06.127 | 37.659 | 96 | 30.653 | 269 | 57.815 | |
| 98 | 2:05.252 | 38.595 | 91 | 30.737 | 267 | 55.920 | |
| 99 | 2:03.112 | 37.289 | 99 | 30.434 | 272 | 55.389 | |
| 100 | 2:02.985 | 37.066 | 95 | 30.631 | 272 | 55.288 | |
| 101 | 2:03.401 | 37.542 | 97 | 30.807 | 272 | 55.052 | |
| 102 | 2:02.842 | 37.345 | 97 | 30.614 | 272 | 54.883 | |
| 103 | 2:02.877 | 37.225 | 97 | 30.494 | 272 | 55.158 | |
| 104 | 2:03.426 | 37.324 | 100 | 30.753 | 272 | 55.349 | |
| 105 | 3:17.466 | 38.464 | 90 | 30.674 | 273 | 2:08.328 | |
| 106 | 2:22.396 | 56.277 | 102 | 30.855 | 271 | 55.264 | |
| 107 | 2:02.456 | 37.614 | 101 | 30.573 | 272 | 54.269 | |
| 108 | 2:02.535 | 37.360 | 102 | 30.672 | 271 | 54.503 | |
| 109 | 2:03.826 | 37.000 | 104 | 30.773 | 269 | 56.053 | |
| 110 | 2:02.640 | 37.334 | 101 | 30.726 | 271 | 54.580 | |
| 111 | 2:03.519 | 38.082 | 102 | 30.719 | 271 | 54.718 | |
| 112 | 2:03.561 | 37.693 | 100 | 30.740 | 272 | 55.128 | |
| 113 | 2:01.296 | 36.743 | 102 | 30.591 | 271 | ***53.962*** | |
| 114 | 2:02.867 | 37.482 | 95 | 30.652 | 272 | 54.733 | |
| 115 | 2:02.332 | 37.128 | 102 | 30.576 | 272 | 54.628 | |
| 116 | 2:01.702 | 36.708 | 101 | 30.547 | 272 | 54.447 | |
| 117 | 2:03.876 | 37.279 | 99 | 30.381 | 272 | 56.216 | |
| 118 | 2:04.836 | 37.356 | 100 | 31.438 | 272 | 56.042 | |
| 119 | 2:03.217 | 37.688 | 98 | 30.544 | 271 | 54.985 | |
| 120 | 2:03.098 | 37.161 | 94 | 30.478 | 271 | 55.459 | |
| 121 | 2:03.024 | 37.237 | 97 | 30.782 | 272 | 55.005 | |
| 122 | 2:03.613 | 37.828 | 94 | 30.704 | 272 | 55.081 | |
| 123 | 2:03.461 | 37.258 | 100 | 30.785 | 271 | 55.418 | |
| 124 | 2:02.490 | 36.862 | 102 | 30.648 | 270 | 54.980 | |
| 125 | 2:03.032 | 37.228 | 100 | 31.059 | 267 | 54.745 | |
| 126 | 2:03.041 | 36.872 | 99 | 30.887 | 270 | 55.282 | |
| 127 | 2:03.391 | 37.130 | 100 | 30.890 | 270 | 55.371 | |
| 128 | 2:03.142 | 37.327 | 97 | 30.851 | 271 | 54.964 | |
| 129 | 2:02.762 | 36.912 | 98 | 30.907 | 270 | 54.943 | |
| 130 | 2:02.578 | 37.131 | 98 | 30.839 | 269 | 54.608 | |
| 131 | 2:01.983 | 36.826 | 98 | 30.747 | 272 | 54.410 | |
| 132 | 2:02.952 | 36.934 | 100 | 30.821 | 271 | 55.197 | |
| 133 | 2:02.943 | 37.059 | 97 | 30.955 | 272 | 54.929 | |
| 134 | 2:04.365 | 37.527 | 96 | 31.186 | 272 | 55.652 | |
| 135 | 2:06.030 | 38.697 | 98 | 30.937 | 272 | 56.396 | |
| 136 | 3:17.789 | 37.172 | 97 | 31.158 | 271 | 2:09.459 | |
| 137 | 2:25.745 | 56.597 | 103 | 31.880 | 271 | 57.268 | |
| 138 | 2:04.402 | 38.066 | 96 | 30.969 | 271 | 55.367 | |
| 139 | 2:03.845 | 37.311 | 101 | 30.911 | 270 | 55.623 | |
| 140 | 2:01.452 | 36.626 | 100 | 30.817 | 271 | 54.009 | |
| 141 | 2:01.537 | ***36.505*** | 97 | 30.697 | 272 | 54.335 | |
| 142 | 2:02.104 | 36.753 | 94 | 30.611 | 272 | 54.740 | |
| 143 | 2:03.234 | 37.766 | 97 | 30.885 | 271 | 54.583 | |

# Blancpain Endurance Series

## Lap analysis Race

Provisional

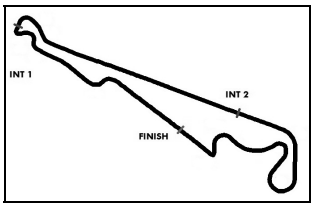


Circuit Paul Ricard Short, Length: 5791 m
Air temperature: 19.6°C
Track temperature: 20.3°C
Weather condition: Dry

Saturday 20.6.2015 17:00

## Lap analysis: Race

| Lap | Time | SE1 | SP1 | SE2 | SP2 | SE3 | SP3 | Lap | Time | SE1 | SP1 | SE2 | SP2 | SE3 | SP3 |
|---|---|---|---|---|---|---|---|---|---|---|---|---|---|---|---|
| 60 | 2:02.371 | 36.736 | 101 | 30.515 | 273 | 55.120 | | 144 | 2:03.663 | 37.385 | 100 | 30.925 | 271 | 55.353 | |
| 61 | 2:03.489 | 37.000 | 100 | 30.526 | 272 | 55.963 | | 145 | 2:03.515 | 37.271 | 98 | 31.017 | 271 | 55.227 | |
| 62 | 2:02.642 | 37.378 | 101 | 30.634 | 271 | 54.630 | | 146 | 2:03.977 | 37.400 | 101 | 30.914 | 271 | 55.663 | |
| 63 | 2:03.582 | 37.075 | 98 | 30.752 | 272 | 55.755 | | 147 | 2:02.545 | 37.184 | 99 | 30.716 | 271 | 54.645 | |
| 64 | 2:01.765 | 36.647 | 101 | 30.451 | 273 | 54.667 | | 148 | 2:02.179 | 36.757 | 99 | 30.617 | 272 | 54.805 | |
| 65 | 2:02.053 | 36.837 | ***105*** | 30.540 | 272 | 54.676 | | 149 | 2:03.453 | 37.541 | 99 | 30.616 | 273 | 55.296 | |
| 66 | 2:03.131 | 37.490 | 98 | 30.501 | 272 | 55.140 | | 150 | 2:02.483 | 36.920 | 99 | 30.619 | 272 | 54.944 | |
| 67 | 2:02.709 | 37.116 | 99 | 30.541 | 272 | 55.052 | | 151 | 2:02.700 | 37.144 | 98 | 30.387 | 272 | 55.169 | |
| 68 | 2:03.028 | 36.800 | 101 | 30.607 | 272 | 55.621 | | 152 | 2:02.215 | 36.887 | 98 | 30.548 | 271 | 54.780 | |
| 69 | 2:02.367 | 37.138 | 101 | 30.630 | 272 | 54.599 | | 153 | 2:02.438 | 37.088 | 100 | 30.614 | 271 | 54.736 | |
| 70 | 2:02.986 | 37.146 | 100 | 30.581 | 272 | 55.259 | | 154 | 2:04.785 | 38.212 | 102 | 30.665 | 271 | 55.908 | |
| 71 | 2:04.028 | 37.193 | 94 | 31.218 | 272 | 55.617 | | 155 | 2:02.019 | 36.700 | 100 | 30.603 | 272 | 54.716 | |
| 72 | 2:04.085 | 37.253 | 101 | 30.731 | ***273*** | 56.101 | | 156 | 2:02.504 | 37.165 | 98 | 30.669 | 272 | 54.670 | |
| 73 | 2:05.425 | 37.730 | 90 | 31.556 | 272 | 56.139 | | 157 | 2:02.877 | 36.938 | 97 | 30.536 | 272 | 55.403 | |
| 74 | 2:04.672 | 37.910 | 97 | 30.909 | 272 | 55.853 | | 158 | 2:01.685 | 36.785 | 96 | 30.491 | 272 | 54.409 | |
| 75 | 2:04.272 | 38.149 | 100 | 30.728 | 272 | 55.395 | | 159 | 2:01.470 | 36.692 | 95 | 30.586 | 271 | 54.192 | |
| 76 | 3:23.086 | 38.064 | 98 | 30.735 | 272 | 2:14.287 | | 160 | 2:01.544 | 36.793 | 99 | 30.477 | 272 | 54.274 | |
| 77 | 2:23.337 | 57.494 | 97 | 30.916 | 271 | 54.927 | | 161 | 2:01.323 | 36.632 | 100 | 30.411 | 272 | 54.280 | |
| 78 | 2:03.703 | 37.430 | 92 | 31.094 | 272 | 55.179 | | 162 | 2:02.682 | 37.367 | 93 | 30.541 | 273 | 54.774 | |
| 79 | 2:04.625 | 38.119 | 96 | 30.795 | 272 | 55.711 | | 163 | 2:02.844 | 37.130 | 95 | 30.895 | 272 | 54.819 | |
| 80 | 2:02.850 | 37.616 | 99 | 30.577 | 273 | 54.657 | | 164 | 2:01.475 | 36.768 | 98 | 30.460 | 271 | 54.247 | |
| 81 | 2:03.452 | 37.124 | 95 | 30.658 | 272 | 55.670 | | 165 | 2:01.776 | 36.712 | 99 | 30.525 | 272 | 54.539 | |
| 82 | 2:03.331 | 37.742 | 102 | 30.767 | 273 | 54.822 | | 166 | 2:02.271 | 37.245 | 98 | 30.545 | 272 | 54.481 | |
| 83 | 2:02.111 | 36.855 | 98 | 30.661 | 271 | 54.595 | | 167 | 2:03.096 | 36.751 | 93 | 30.566 | 273 | 55.779 | |
| 84 | 2:02.335 | 37.183 | 99 | 30.616 | 273 | 54.536 | | | | | | | | | |

**79** Modell, GBR/ McCaig, GBR/ Bryant, GBR , **theoretical besttime: 1:59.326**

| | | | | | | | | | | | | | | | |
|---|---|---|---|---|---|---|---|---|---|---|---|---|---|---|---|
| 1 | 3:49.690 | 49.349 | 92 | 1:04.448 | 78 | 1:55.893 | | 82 | 2:05.150 | 37.033 | 98 | 30.498 | 273 | 57.619 | |
| 2 | 2:36.487 | 41.177 | 93 | 30.819 | 272 | 1:24.491 | | 83 | 2:12.751 | 38.826 | 96 | 34.981 | 203 | 58.944 | |
| 3 | 3:13.665 | 52.647 | 87 | 51.507 | 229 | 1:29.511 | | 84 | 2:06.484 | 37.736 | 100 | 33.161 | 266 | 55.587 | |
| 4 | 2:00.885 | 36.683 | 99 | 30.312 | 271 | 53.890 | | 85 | 2:56.348 | 37.701 | 99 | 37.337 | 114 | 1:41.310 | |
| 5 | 2:00.753 | 36.410 | 100 | 30.091 | ***273*** | 54.252 | | 86 | 3:25.989 | 57.395 | 95 | 1:06.746 | 82 | 1:21.848 | |
| 6 | 2:01.572 | 36.487 | 101 | ***30.073*** | 271 | 55.012 | | 87 | 2:05.399 | 37.962 | 97 | 30.823 | 271 | 56.614 | |
| 7 | 2:00.415 | 36.292 | 100 | 30.225 | 273 | 53.898 | | 88 | 2:07.230 | 38.973 | 94 | 30.916 | 272 | 57.341 | |
| 8 | 2:00.798 | 36.796 | 96 | 30.171 | 271 | 53.831 | | 89 | 2:06.192 | 38.532 | 98 | 30.880 | 271 | 56.780 | |
| 9 | 2:00.685 | 36.542 | 101 | 30.191 | 271 | 53.952 | | 90 | 2:05.720 | 37.310 | 97 | 30.696 | 271 | 57.714 | |
| 10 | 2:00.971 | 36.659 | 96 | 30.166 | 271 | 54.146 | | 91 | 2:03.637 | 38.330 | 97 | 30.803 | 271 | 54.504 | |
| 11 | 2:01.580 | 36.857 | 97 | 30.097 | 273 | 54.626 | | 92 | 2:03.876 | 37.159 | 97 | 30.597 | 271 | 56.120 | |
| 12 | 2:02.444 | 37.132 | ***101*** | 30.285 | 271 | 55.027 | | 93 | 2:04.952 | 38.113 | 99 | 30.611 | 272 | 56.228 | |
| 13 | 2:02.654 | 37.356 | 95 | 30.402 | 271 | 54.896 | | 94 | 2:07.761 | 39.813 | 88 | 31.140 | 272 | 56.808 | |
| 14 | 2:02.992 | 37.142 | 96 | 30.280 | 271 | 55.570 | | 95 | 2:04.815 | 37.714 | 94 | 30.587 | 271 | 56.514 | |
| 15 | 2:03.527 | 36.907 | 94 | 30.376 | 271 | 56.244 | | 96 | 2:06.028 | 38.499 | 98 | 30.768 | 272 | 56.761 | |
| 16 | 2:01.656 | 36.724 | 95 | 30.303 | 271 | 54.629 | | 97 | 2:05.262 | 39.122 | 96 | 30.865 | 271 | 55.275 | |
| 17 | 2:02.400 | 37.069 | 96 | 30.469 | 271 | 54.862 | | 98 | 2:02.651 | 37.394 | 96 | 30.398 | 271 | 54.859 | |
| 18 | 2:02.653 | 37.123 | 97 | 30.494 | 272 | 55.036 | | 99 | 2:03.781 | 37.116 | 98 | 30.662 | 271 | 56.003 | |
| 19 | 2:02.002 | 36.803 | 97 | 30.242 | 272 | 54.957 | | 100 | 2:03.176 | 37.490 | 97 | 30.628 | 271 | 55.058 | |
| 20 | 2:02.843 | 37.027 | 94 | 30.587 | 271 | 55.229 | | 101 | 2:03.647 | 38.078 | 98 | 30.512 | 271 | 55.057 | |
| 21 | 2:04.350 | 38.016 | 92 | 30.890 | 271 | 55.444 | | 102 | 2:02.501 | 37.349 | 94 | 30.605 | 271 | 54.547 | |
| 22 | 2:02.090 | 37.072 | 96 | 30.462 | 271 | 54.556 | | 103 | 2:03.431 | 37.134 | 99 | 30.569 | 271 | 55.728 | |
| 23 | 2:02.463 | 36.966 | 96 | 30.397 | 271 | 55.100 | | 104 | 2:02.129 | 37.460 | 96 | 30.448 | 271 | 54.221 | |
| 24 | 2:03.716 | 36.907 | 97 | 30.430 | 271 | 56.379 | | 105 | 2:01.600 | 36.796 | 98 | 30.545 | 271 | 54.259 | |
| 25 | 2:03.063 | 37.138 | 96 | 30.415 | 271 | 55.510 | | 106 | 2:56.442 | 37.218 | 97 | 30.669 | 271 | 1:48.555 | |
| 26 | 2:03.478 | 37.334 | 97 | 30.439 | 272 | 55.705 | | 107 | 2:23.515 | 57.372 | 97 | 30.854 | 271 | 55.289 | |
| 27 | 2:05.897 | 39.388 | 86 | 30.959 | 272 | 55.550 | | 108 | 2:03.599 | 38.009 | 98 | 30.763 | 271 | 54.827 | |
| 28 | 2:03.458 | 37.375 | 99 | 30.563 | 271 | 55.520 | | 109 | 2:02.486 | 36.844 | 97 | 30.479 | 271 | 55.163 | |
| 29 | 2:02.016 | 36.770 | 95 | 30.542 | 271 | 54.704 | | 110 | 2:02.565 | 36.933 | 96 | 30.614 | 271 | 55.018 | |
| 30 | 3:25.171 | 36.979 | 95 | 30.439 | 271 | 2:17.753 | | 111 | 2:01.030 | 36.437 | 95 | 30.422 | 271 | 54.171 | |
| 31 | 2:21.222 | 56.763 | 98 | 30.370 | 272 | 54.089 | | 112 | 2:00.929 | 36.621 | 96 | 30.643 | 271 | 53.665 | |
| 32 | 2:01.862 | 36.955 | 98 | 30.287 | 272 | 54.620 | | 113 | 2:00.683 | 36.424 | 96 | 30.505 | 271 | 53.754 | |
| 33 | 2:02.249 | 37.174 | 99 | 30.626 | 272 | 54.449 | | 114 | 2:01.135 | 36.531 | 97 | 30.605 | 271 | 53.999 | |

# Blancpain Endurance Series

## Lap analysis Race

Provisional

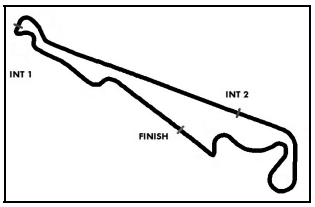


Circuit Paul Ricard Short, Length: 5791 m
Air temperature: 19.6°C
Track temperature: 20.3°C
Weather condition: Dry

Saturday 20.6.2015 17:00

## Lap analysis: Race

| Lap | Time | SE1 | SP1 | SE2 | SP2 | SE3 | SP3 | Lap | Time | SE1 | SP1 | SE2 | SP2 | SE3 | SP3 |
|---|---|---|---|---|---|---|---|---|---|---|---|---|---|---|---|
| 34 | 20:36.679 | 37.053 | 98 | 30.471 | 271 | 19:29.155 | | 115 | 2:01.406 | 36.918 | 98 | 30.505 | 271 | 53.983 | |
| 35 | 3:39.495 | 1:44.298 | 94 | 56.933 | 190 | 58.264 | | 116 | 2:04.078 | 37.053 | 97 | 30.737 | 271 | 56.288 | |
| 36 | 2:20.464 | 43.820 | 95 | 40.883 | 223 | 55.761 | | 117 | 2:01.805 | 36.511 | 96 | 30.715 | 271 | 54.579 | |
| 37 | 2:19.597 | 43.139 | 97 | 40.270 | 220 | 56.188 | | 118 | 2:00.949 | 36.492 | 96 | 30.505 | 271 | 53.952 | |
| 38 | 2:29.423 | 40.511 | 94 | 37.894 | 252 | 1:11.018 | | 119 | 2:02.268 | 36.723 | 95 | 30.600 | 272 | 54.945 | |
| 39 | 2:16.334 | 37.893 | 98 | 30.625 | 271 | 1:07.816 | | 120 | 2:06.740 | 38.831 | 95 | 30.746 | 271 | 57.163 | |
| 40 | 2:21.654 | 56.233 | 95 | 30.556 | 271 | 54.865 | | 121 | 2:03.208 | 37.770 | 96 | 30.644 | 271 | 54.794 | |
| 41 | 2:02.359 | 37.055 | 98 | 30.482 | 271 | 54.822 | | 122 | 2:04.262 | 37.245 | 96 | 30.565 | 269 | 56.452 | |
| 42 | 2:01.965 | 36.832 | 99 | 30.301 | 272 | 54.832 | | 123 | 2:02.411 | 37.173 | 93 | 30.756 | 271 | 54.482 | |
| 43 | 2:03.913 | 36.700 | 99 | 30.402 | 271 | 56.811 | | 124 | 2:02.595 | 37.062 | 97 | 30.650 | 273 | 54.883 | |
| 44 | 2:03.278 | 36.887 | 98 | 30.288 | 271 | 56.103 | | 125 | 2:01.198 | 36.517 | 94 | 30.518 | 272 | 54.163 | |
| 45 | 2:02.736 | 37.540 | 96 | 30.446 | 271 | 54.750 | | 126 | 2:01.543 | 36.854 | 93 | 30.482 | 271 | 54.207 | |
| 46 | 2:02.810 | 37.446 | 94 | 30.379 | 272 | 54.985 | | 127 | 2:02.439 | 37.255 | 91 | 30.865 | 271 | 54.319 | |
| 47 | 2:01.731 | 36.911 | 96 | 30.449 | 272 | 54.371 | | 128 | 2:02.889 | 36.615 | 95 | 30.821 | 271 | 55.453 | |
| 48 | 2:03.349 | 36.999 | 97 | 30.434 | 272 | 55.916 | | 129 | 2:03.074 | 37.967 | 95 | 30.680 | 271 | 54.427 | |
| 49 | 2:02.209 | 37.353 | 93 | 30.404 | 272 | 54.452 | | 130 | 3:11.667 | 36.922 | 94 | 30.613 | 271 | 2:04.132 | |
| 50 | 2:01.774 | 36.836 | 97 | 30.332 | 271 | 54.606 | | 131 | 2:20.194 | 56.268 | 98 | 30.465 | 271 | 53.461 | |
| 51 | 2:04.047 | 38.015 | 97 | 30.373 | ***273*** | 55.659 | | 132 | 2:01.078 | 36.980 | 98 | 30.549 | 272 | 53.549 | |
| 52 | 2:02.211 | 37.118 | 96 | 30.276 | 271 | 54.817 | | 133 | 1:59.706 | 36.138 | 99 | 30.225 | 271 | 53.343 | |
| 53 | 2:01.197 | 36.423 | 96 | 30.403 | 272 | 54.371 | | 134 | ***1:59.484*** | ***35.985*** | 98 | 30.231 | 271 | ***53.268*** | |
| 54 | 2:01.417 | 36.712 | 97 | 30.294 | 272 | 54.411 | | 135 | 2:00.630 | 36.328 | 99 | 30.439 | 271 | 53.863 | |
| 55 | 2:01.168 | 36.513 | 97 | 30.205 | 271 | 54.450 | | 136 | 2:00.331 | 36.449 | 96 | 30.389 | 270 | 53.493 | |
| 56 | 3:06.857 | 36.861 | 95 | 30.331 | 271 | 1:59.665 | | 137 | 2:00.045 | 36.233 | 99 | 30.285 | 271 | 53.527 | |
| 57 | 2:24.337 | 57.203 | 100 | 30.704 | 271 | 56.430 | | 138 | 2:00.324 | 36.334 | 98 | 30.339 | 271 | 53.651 | |
| 58 | 2:02.933 | 37.075 | 99 | 30.560 | 272 | 55.298 | | 139 | 2:00.764 | 36.438 | 91 | 30.598 | 271 | 53.728 | |
| 59 | 2:02.615 | 36.937 | 99 | 30.693 | 272 | 54.985 | | 140 | 2:01.924 | 36.387 | 98 | 30.172 | 271 | 55.365 | |
| 60 | 2:02.654 | 37.086 | 99 | 30.688 | 271 | 54.880 | | 141 | 2:00.953 | 36.461 | 97 | 30.276 | 271 | 54.216 | |
| 61 | 2:02.478 | 36.760 | 96 | 30.667 | 271 | 55.051 | | 142 | 2:00.191 | 36.311 | 98 | 30.233 | 272 | 53.647 | |
| 62 | 2:02.276 | 37.158 | 99 | 30.468 | 271 | 54.650 | | 143 | 2:01.078 | 36.372 | 99 | 30.257 | 271 | 54.449 | |
| 63 | 2:03.822 | 37.238 | 97 | 30.868 | 270 | 55.716 | | 144 | 2:00.906 | 36.408 | 96 | 30.292 | 272 | 54.206 | |
| 64 | 2:03.285 | 37.038 | 98 | 30.793 | 271 | 55.454 | | 145 | 2:01.703 | 36.975 | 97 | 30.274 | 272 | 54.454 | |
| 65 | 2:03.570 | 37.711 | 97 | 30.997 | 271 | 54.862 | | 146 | 2:00.376 | 36.455 | 98 | 30.230 | 271 | 53.691 | |
| 66 | 2:04.556 | 37.657 | 94 | 30.881 | 272 | 56.018 | | 147 | 2:00.604 | 36.401 | 93 | 30.262 | 271 | 53.941 | |
| 67 | 2:03.558 | 37.627 | 99 | 30.599 | 272 | 55.332 | | 148 | 2:00.701 | 36.578 | 96 | 30.218 | 271 | 53.905 | |
| 68 | 2:03.585 | 37.348 | 95 | 30.581 | 271 | 55.656 | | 149 | 2:00.782 | 36.399 | 97 | 30.276 | 271 | 54.107 | |
| 69 | 2:03.482 | 37.225 | 97 | 30.691 | 272 | 55.566 | | 150 | 2:00.644 | 36.432 | 99 | 30.288 | 270 | 53.924 | |
| 70 | 2:02.587 | 37.175 | 97 | 30.701 | 272 | 54.711 | | 151 | 2:00.929 | 36.460 | 99 | 30.380 | 271 | 54.089 | |
| 71 | 2:02.203 | 36.858 | 97 | 30.500 | 272 | 54.845 | | 152 | 2:01.216 | 36.767 | 97 | 30.392 | 271 | 54.057 | |
| 72 | 2:03.063 | 37.369 | 97 | 30.409 | 271 | 55.285 | | 153 | 2:02.086 | 36.723 | 96 | 30.513 | 271 | 54.850 | |
| 73 | 2:03.375 | 37.447 | 96 | 30.709 | 271 | 55.219 | | 154 | 2:01.207 | 36.698 | 100 | 30.293 | 272 | 54.216 | |
| 74 | 2:03.432 | 37.306 | 100 | 30.609 | 271 | 55.517 | | 155 | 2:02.181 | 36.744 | 97 | 30.569 | 271 | 54.868 | |
| 75 | 2:05.185 | 38.013 | 93 | 31.022 | 271 | 56.150 | | 156 | 2:01.008 | 36.594 | 97 | 30.322 | 271 | 54.092 | |
| 76 | 2:04.516 | 37.861 | 95 | 30.730 | 271 | 55.925 | | 157 | 2:00.588 | 36.416 | 96 | 30.214 | 271 | 53.958 | |
| 77 | 2:03.540 | 37.452 | 97 | 30.897 | 271 | 55.191 | | 158 | 2:01.518 | 36.592 | 99 | 30.270 | 271 | 54.656 | |
| 78 | 2:03.237 | 37.284 | 96 | 30.669 | 271 | 55.284 | | 159 | 2:03.474 | 36.964 | 95 | 32.191 | 271 | 54.319 | |
| 79 | 2:03.770 | 37.690 | 98 | 30.623 | 271 | 55.457 | | 160 | 2:02.331 | 36.698 | 98 | 30.487 | 271 | 55.146 | |
| 80 | 3:17.689 | 37.425 | 97 | 30.741 | 270 | 2:09.523 | | | | | | | | | |
| 81 | 2:23.849 | 57.939 | 95 | 31.306 | 271 | 54.604 | | | | | | | | | |

**84** Primat, CHE/ Parisy, FRA/ Abril, FRA , **theoretical besttime: 1:58.010**

| | | | | | | | | | | | | | |
|---|---|---|---|---|---|---|---|---|---|---|---|---|---|
| 1 | 3:41.941 | 39.024 | 101 | 55.525 | 84 | 2:07.392 | 83 | 2:13.112 | 37.044 | 95 | 31.174 | 276 | 1:04.894 |
| 2 | 2:12.124 | 37.966 | 99 | 30.200 | 277 | 1:03.958 | 84 | 2:02.100 | 36.681 | 93 | 30.914 | 276 | 54.505 |
| 3 | 3:22.647 | 52.093 | 79 | 51.360 | 156 | 1:39.194 | 85 | 2:02.929 | 37.062 | 93 | 30.723 | 277 | 55.144 |
| 4 | 2:00.239 | 36.426 | 100 | 30.230 | 276 | 53.583 | 86 | 2:41.396 | 42.087 | 87 | 53.261 | 228 | 1:06.048 |
| 5 | 2:00.029 | 36.357 | 101 | 30.059 | 278 | 53.613 | 87 | 4:52.640 | 2:01.594 | 91 | 1:11.845 | 120 | 1:39.201 |
| 6 | 1:59.122 | 36.119 | 99 | 30.098 | 276 | 52.905 | 88 | 3:34.534 | 59.701 | 88 | 1:03.413 | 98 | 1:31.420 |
| 7 | 1:58.752 | 35.916 | 101 | 30.006 | 276 | 52.830 | 89 | 2:04.221 | 37.213 | 100 | 30.580 | 263 | 56.428 |
| 8 | 1:58.555 | 35.874 | 100 | 30.004 | 276 | ***52.677*** | 90 | 2:06.931 | 39.676 | 95 | 31.501 | 273 | 55.754 |
| 9 | 1:58.835 | 35.880 | 100 | 29.998 | 275 | 52.957 | 91 | 2:02.945 | 37.087 | 98 | 30.581 | 273 | 55.277 |
| 10 | 1:58.708 | 35.937 | 102 | ***29.889*** | 276 | 52.882 | 92 | 2:01.685 | 36.758 | 100 | 30.433 | 278 | 54.494 |

# Blancpain Endurance Series

## Lap analysis Race

Provisional

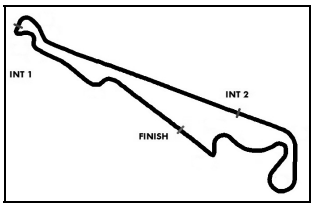


Circuit Paul Ricard Short, Length: 5791 m
Air temperature: 19.6°C
Track temperature: 20.3°C
Weather condition: Dry

Saturday 20.6.2015 17:00

## Lap analysis: Race

| Lap | Time | SE1 | SP1 | SE2 | SP2 | SE3 | SP3 |
|---|---|---|---|---|---|---|---|
| 11 | 1:59.194 | 36.031 | 100 | 30.064 | 277 | 53.099 | |
| 12 | 1:59.100 | 35.950 | 98 | 30.015 | 278 | 53.135 | |
| 13 | 1:59.597 | 36.040 | 97 | 30.005 | 278 | 53.552 | |
| 14 | 1:59.381 | 36.082 | 99 | 30.047 | 278 | 53.252 | |
| 15 | 1:59.578 | 36.046 | 100 | 30.208 | 276 | 53.324 | |
| 16 | 2:00.969 | 36.199 | 95 | 30.213 | 278 | 54.557 | |
| 17 | 1:59.327 | 36.057 | 97 | 30.101 | 276 | 53.169 | |
| 18 | 1:59.531 | 36.069 | 97 | 30.169 | 278 | 53.293 | |
| 19 | 2:00.372 | 36.328 | 96 | 30.098 | 276 | 53.946 | |
| 20 | 1:59.716 | 36.056 | 95 | 30.100 | 276 | 53.560 | |
| 21 | 2:00.052 | 36.198 | 96 | 30.263 | 276 | 53.591 | |
| 22 | 1:59.817 | 35.977 | 95 | 30.087 | 276 | 53.753 | |
| 23 | 2:00.285 | 36.433 | 97 | 30.272 | 278 | 53.580 | |
| 24 | 1:59.983 | 36.254 | 99 | 30.122 | 276 | 53.607 | |
| 25 | 1:59.835 | 36.123 | 97 | 30.233 | 277 | 53.479 | |
| 26 | 2:00.203 | 36.214 | 98 | 30.194 | 273 | 53.795 | |
| 27 | 1:59.803 | 36.170 | 94 | 30.140 | 274 | 53.493 | |
| 28 | 2:00.586 | 36.137 | 97 | 30.254 | 276 | 54.195 | |
| 29 | 2:01.528 | 36.403 | 97 | 30.217 | ***279*** | 54.908 | |
| 30 | 2:11.724 | 36.517 | 96 | 30.293 | 277 | 1:04.914 | |
| 31 | 3:21.911 | 1:57.616 | 96 | 30.113 | 271 | 54.182 | |
| 32 | 2:01.235 | 36.815 | 89 | 30.533 | 278 | 53.887 | |
| 33 | 1:59.609 | 36.207 | 95 | 30.097 | 276 | 53.305 | |
| 34 | 2:01.152 | 35.942 | 96 | 30.067 | 275 | 55.143 | |
| 35 | 1:59.311 | 36.182 | 99 | 30.035 | 276 | 53.094 | |
| 36 | 1:59.596 | 35.839 | 101 | 30.201 | 274 | 53.556 | |
| 37 | 1:59.717 | 36.374 | 99 | 30.066 | 274 | 53.277 | |
| 38 | 2:00.422 | 36.536 | 96 | 30.381 | 273 | 53.505 | |
| 39 | 2:06.674 | 36.126 | 98 | 30.851 | 266 | 59.697 | |
| 40 | 2:09.998 | 38.664 | 94 | 34.249 | 254 | 57.085 | |
| 41 | 2:16.223 | 39.190 | 95 | 32.983 | 160 | 1:04.050 | |
| 42 | 3:25.840 | 40.794 | 94 | 1:09.930 | 84 | 1:35.116 | |
| 43 | 3:01.114 | 1:02.095 | 73 | 49.559 | 166 | 1:09.460 | |
| 44 | 2:42.152 | 45.457 | 87 | 51.214 | 202 | 1:05.481 | |
| 45 | 2:21.793 | 42.799 | 88 | 36.406 | 238 | 1:02.588 | |
| 46 | 2:19.217 | 40.674 | 87 | 35.555 | 245 | 1:02.988 | |
| 47 | 2:36.032 | 43.300 | 83 | 36.991 | 223 | 1:15.741 | |
| 48 | 2:00.704 | 36.812 | 96 | 30.218 | 278 | 53.674 | |
| 49 | 1:59.190 | 35.732 | 98 | 30.054 | 278 | 53.404 | |
| 50 | 1:59.619 | 35.723 | 98 | 30.094 | 278 | 53.802 | |
| 51 | 1:59.712 | 35.913 | 98 | 29.995 | 275 | 53.804 | |
| 52 | 1:59.941 | 36.052 | 96 | 30.047 | 277 | 53.842 | |
| 53 | 1:59.655 | 36.261 | 94 | 30.038 | 277 | 53.356 | |
| 54 | 2:00.587 | 36.087 | 96 | 30.118 | 273 | 54.382 | |
| 55 | 2:00.825 | 36.843 | 97 | 30.330 | 275 | 53.652 | |
| 56 | 1:59.653 | 36.256 | 97 | 29.971 | 276 | 53.426 | |
| 57 | 2:00.191 | 36.265 | 97 | 30.071 | 272 | 53.855 | |
| 58 | 1:59.982 | 36.134 | 97 | 30.049 | 277 | 53.799 | |
| 59 | 2:09.832 | 36.041 | 96 | 30.148 | 277 | 1:03.643 | |
| 60 | 3:17.079 | 1:52.724 | 95 | 30.528 | 274 | 53.827 | |
| 61 | 2:01.017 | 36.469 | 94 | 30.486 | 276 | 54.062 | |
| 62 | 2:32.478 | 36.419 | 94 | 30.498 | 278 | 1:25.561 | |
| 63 | 16:19.611 | 14:53.764 | 86 | 31.637 | 274 | 54.210 | |
| 64 | 2:01.951 | 36.664 | 96 | 30.726 | 276 | 54.561 | |
| 65 | 2:01.952 | 36.602 | 94 | 30.599 | 276 | 54.751 | |
| 66 | 2:01.737 | 36.489 | 93 | 30.871 | 276 | 54.377 | |
| 67 | 2:02.167 | 36.617 | 93 | 30.813 | 276 | 54.737 | |
| 68 | 2:01.759 | 36.636 | 94 | 30.654 | 278 | 54.469 | |
| 69 | 2:02.022 | 36.680 | 94 | 30.760 | 274 | 54.582 | |
| 70 | 2:02.631 | 37.334 | 86 | 30.721 | 276 | 54.576 | |
| 93 | 2:01.844 | 36.789 | 102 | 30.596 | 276 | 54.459 | |
| 94 | 2:02.922 | 37.187 | 99 | 30.430 | 273 | 55.305 | |
| 95 | 2:02.302 | 37.798 | 98 | 30.514 | 278 | 53.990 | |
| 96 | 2:00.990 | 36.490 | 100 | 30.287 | 277 | 54.213 | |
| 97 | 2:01.274 | 37.127 | 98 | 30.428 | 275 | 53.719 | |
| 98 | 2:00.018 | 36.457 | 100 | 30.223 | 277 | 53.338 | |
| 99 | 1:59.954 | 36.415 | 98 | 30.353 | 277 | 53.186 | |
| 100 | 1:59.737 | 36.249 | 98 | 30.271 | 278 | 53.217 | |
| 101 | 1:59.538 | 36.040 | 97 | 30.196 | 277 | 53.302 | |
| 102 | 2:00.280 | 36.130 | 96 | 30.101 | 276 | 54.049 | |
| 103 | 2:00.390 | 36.632 | 99 | 30.283 | 275 | 53.475 | |
| 104 | 2:00.160 | 36.208 | 99 | 30.362 | 276 | 53.590 | |
| 105 | 1:59.980 | 36.034 | 96 | 30.310 | 275 | 53.636 | |
| 106 | 2:00.378 | 36.686 | 100 | 30.276 | 274 | 53.416 | |
| 107 | 2:01.472 | 36.427 | 94 | 30.333 | 277 | 54.712 | |
| 108 | 2:00.196 | 36.150 | 98 | 30.301 | 277 | 53.745 | |
| 109 | 2:03.307 | 38.218 | 97 | 30.512 | 276 | 54.577 | |
| 110 | 2:03.483 | 37.052 | 98 | 30.561 | 276 | 55.870 | |
| 111 | 2:00.249 | 36.223 | 98 | 30.465 | 276 | 53.561 | |
| 112 | 1:59.923 | 36.098 | 100 | 30.310 | 276 | 53.515 | |
| 113 | 2:00.808 | 36.655 | 100 | 30.400 | 276 | 53.753 | |
| 114 | 2:11.559 | 36.920 | 98 | 30.693 | 276 | 1:03.946 | |
| 115 | 3:34.116 | 2:08.131 | 99 | 30.778 | 273 | 55.207 | |
| 116 | 2:01.921 | 36.529 | 95 | 30.941 | 273 | 54.451 | |
| 117 | 2:02.765 | 36.593 | 93 | 30.930 | 267 | 55.242 | |
| 118 | 2:02.011 | 36.671 | 96 | 31.049 | 273 | 54.291 | |
| 119 | 2:01.156 | 36.286 | 95 | 30.850 | 272 | 54.020 | |
| 120 | 2:01.634 | 36.458 | 96 | 30.898 | 273 | 54.278 | |
| 121 | 2:01.938 | 36.665 | 97 | 31.085 | 271 | 54.188 | |
| 122 | 2:02.247 | 36.525 | 94 | 30.873 | 275 | 54.849 | |
| 123 | 2:01.605 | 36.496 | 95 | 31.073 | 272 | 54.036 | |
| 124 | 2:01.049 | 36.440 | 93 | 30.622 | 275 | 53.987 | |
| 125 | 2:01.339 | 36.280 | 93 | 30.918 | 273 | 54.141 | |
| 126 | 2:02.491 | 36.517 | 93 | 30.861 | 274 | 55.113 | |
| 127 | 2:01.906 | 36.611 | 93 | 30.870 | 273 | 54.425 | |
| 128 | 2:02.604 | 36.811 | 94 | 30.770 | 276 | 55.023 | |
| 129 | 2:02.953 | 37.260 | 94 | 30.913 | 276 | 54.780 | |
| 130 | 2:03.062 | 36.549 | 90 | 31.005 | 276 | 55.508 | |
| 131 | 2:02.009 | 36.779 | 94 | 30.751 | 278 | 54.479 | |
| 132 | 2:01.403 | 36.721 | 93 | 30.720 | 276 | 53.962 | |
| 133 | 2:01.329 | 37.072 | 94 | 30.722 | 277 | 53.535 | |
| 134 | 2:01.118 | 36.521 | 93 | 30.693 | 275 | 53.904 | |
| 135 | 2:12.525 | 37.235 | 95 | 30.936 | 273 | 1:04.354 | |
| 136 | 3:31.197 | 2:04.816 | 96 | 30.550 | 276 | 55.831 | |
| 137 | 2:02.090 | 37.171 | 94 | 30.574 | 276 | 54.345 | |
| 138 | 1:59.608 | 35.946 | 93 | 30.324 | 275 | 53.338 | |
| 139 | 1:58.878 | 35.660 | 98 | 30.295 | 273 | 52.923 | |
| 140 | 1:58.748 | ***35.444*** | ***102*** | 30.180 | 276 | 53.124 | |
| 141 | 1:59.950 | 36.319 | 99 | 30.269 | 275 | 53.362 | |
| 142 | 1:58.903 | 35.722 | 98 | 30.277 | 275 | 52.904 | |
| 143 | 1:59.921 | 35.845 | 100 | 30.245 | 277 | 53.831 | |
| 144 | 2:01.758 | 37.467 | 93 | 30.519 | 277 | 53.772 | |
| 145 | 1:59.121 | 35.832 | 98 | 30.158 | 277 | 53.131 | |
| 146 | 1:58.783 | 35.810 | 99 | 30.159 | 277 | 52.814 | |
| 147 | 2:00.641 | 35.706 | 99 | 30.143 | 273 | 54.792 | |
| 148 | 2:02.507 | 37.284 | 96 | 31.630 | 274 | 53.593 | |
| 149 | 2:01.455 | 37.149 | 100 | 30.293 | 272 | 54.013 | |
| 150 | 1:59.692 | 36.020 | 96 | 30.046 | 278 | 53.626 | |
| 151 | 1:59.783 | 36.491 | 95 | 30.091 | 276 | 53.201 | |
| 152 | 1:59.051 | 35.811 | 97 | 30.033 | 278 | 53.207 | |

# Blancpain Endurance Series

## Lap analysis Race

Provisional

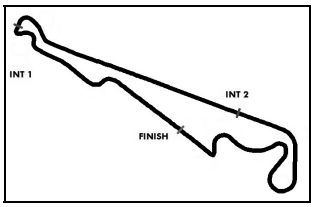


Circuit Paul Ricard Short, Length: 5791 m
Air temperature: 19.6°C
Track temperature: 20.3°C
Weather condition: Dry

Saturday 20.6.2015 17:00

# Lap analysis: Race

| Lap | Time | SE1 | SP1 | SE2 | SP2 | SE3 | SP3 | Lap | Time | SE1 | SP1 | SE2 | SP2 | SE3 | SP3 |
|---|---|---|---|---|---|---|---|---|---|---|---|---|---|---|---|
| 71 | 2:01.815 | 36.645 | 96 | 30.657 | 277 | 54.513 | | 153 | ***1:58.549*** | 35.455 | 100 | 30.169 | 278 | 52.925 | |
| 72 | 2:03.473 | 37.048 | 94 | 30.714 | 273 | 55.711 | | 154 | 1:59.740 | 35.889 | 100 | 30.501 | 276 | 53.350 | |
| 73 | 2:02.422 | 36.675 | 94 | 30.938 | 277 | 54.809 | | 155 | 1:58.716 | 35.718 | 99 | 30.008 | 276 | 52.990 | |
| 74 | 2:02.042 | 36.881 | 93 | 30.621 | 275 | 54.540 | | 156 | 1:59.958 | 35.948 | 99 | 30.156 | 271 | 53.854 | |
| 75 | 2:01.415 | 36.721 | 95 | 30.640 | 278 | 54.054 | | 157 | 2:00.573 | 35.750 | 99 | 30.058 | 273 | 54.765 | |
| 76 | 2:02.297 | 36.720 | 95 | 30.876 | 278 | 54.701 | | 158 | 1:59.837 | 35.985 | 98 | 30.074 | 272 | 53.778 | |
| 77 | 2:02.287 | 37.123 | 94 | 30.771 | 277 | 54.393 | | 159 | 2:01.032 | 36.609 | 96 | 30.720 | 276 | 53.703 | |
| 78 | 2:01.481 | 36.755 | 94 | 30.696 | 276 | 54.030 | | 160 | 1:59.641 | 35.850 | 98 | 30.219 | 277 | 53.572 | |
| 79 | 2:01.684 | 36.813 | 94 | 30.581 | 276 | 54.290 | | 161 | 2:00.911 | 36.202 | 98 | 30.535 | 278 | 54.174 | |
| 80 | 2:01.845 | 36.511 | 94 | 30.677 | 276 | 54.657 | | 162 | 2:03.756 | 36.691 | 95 | 30.731 | 276 | 56.334 | |
| 81 | 2:02.012 | 36.890 | 94 | 30.608 | 278 | 54.514 | | | | | | | | | |
| 82 | 2:01.686 | 36.581 | 94 | 30.511 | 276 | 54.594 | | | | | | | | | |

**98** Dontje, NLD/ Sylvest, DNK/ Jäger, AUT , **theoretical besttime: 1:59.276**

| | | | | | | | | | | | | | | | |
|---|---|---|---|---|---|---|---|---|---|---|---|---|---|---|---|
| 1 | 3:45.197 | 45.764 | 96 | 1:01.018 | 105 | 1:58.415 | | 35 | 2:00.833 | 36.461 | 100 | 30.310 | 284 | 54.062 | |
| 2 | 2:27.925 | 41.747 | 97 | 31.290 | 292 | 1:14.888 | | 36 | 2:00.722 | 36.419 | 102 | 30.366 | 284 | 53.937 | |
| 3 | 3:14.936 | 48.051 | 96 | 53.389 | 203 | 1:33.496 | | 37 | 2:01.394 | 36.634 | 97 | 30.357 | 284 | 54.403 | |
| 4 | 2:01.060 | 36.926 | 100 | 29.919 | 290 | 54.215 | | 38 | 2:01.177 | 36.767 | 101 | 30.314 | 284 | 54.096 | |
| 5 | 2:00.907 | 36.791 | 102 | ***29.703*** | 291 | 54.413 | | 39 | 2:08.195 | 37.653 | 94 | 32.510 | 253 | 58.032 | |
| 6 | 2:01.970 | 37.514 | 101 | 29.793 | ***294*** | 54.663 | | 40 | 2:45.430 | 43.597 | 41 | 1:05.795 | 216 | 56.038 | |
| 7 | ***1:59.748*** | ***36.009*** | 101 | 29.881 | 288 | 53.858 | | 41 | 2:06.804 | 38.293 | 96 | 33.339 | 256 | 55.172 | |
| 8 | 2:00.546 | 36.751 | 100 | 29.868 | 290 | 53.927 | | 42 | 2:36.579 | 37.651 | 102 | 34.657 | 249 | 1:24.271 | |
| 9 | 2:00.453 | 36.412 | 101 | 29.830 | 290 | 54.211 | | 43 | 2:58.941 | 1:02.091 | 93 | 52.597 | 241 | 1:04.253 | |
| 10 | 1:59.797 | 36.357 | 100 | 29.826 | 291 | 53.614 | | 44 | 2:43.317 | 47.623 | 93 | 56.566 | 187 | 59.128 | |
| 11 | 2:00.000 | 36.457 | 98 | 29.979 | 286 | ***53.564*** | | 45 | 2:30.215 | 43.637 | 94 | 40.112 | 218 | 1:06.466 | |
| 12 | 2:00.154 | 36.451 | 100 | 29.892 | 288 | 53.811 | | 46 | 6:59.283 | 5:33.000 | 102 | 30.631 | 283 | 55.652 | |
| 13 | 2:01.035 | 36.431 | 98 | 30.119 | 285 | 54.485 | | 47 | 2:12.923 | 37.776 | 95 | 30.462 | 288 | 1:04.685 | |
| 14 | 2:00.659 | 36.787 | 102 | 29.975 | 290 | 53.897 | | 48 | 2:20.932 | 55.763 | 95 | 30.497 | 281 | 54.672 | |
| 15 | 2:00.812 | 36.468 | 99 | 30.152 | 284 | 54.192 | | 49 | 2:01.130 | 36.486 | 102 | 30.264 | 283 | 54.380 | |
| 16 | 2:00.252 | 36.242 | 99 | 30.186 | 284 | 53.824 | | 50 | 2:02.544 | 36.834 | 101 | 30.257 | 285 | 55.453 | |
| 17 | 2:00.651 | 36.374 | 99 | 30.027 | 290 | 54.250 | | 51 | 2:02.838 | 36.946 | 101 | 30.364 | 283 | 55.528 | |
| 18 | 2:01.177 | 37.014 | 98 | 30.057 | 286 | 54.106 | | 52 | 2:02.054 | 36.756 | 100 | 30.559 | 283 | 54.739 | |
| 19 | 2:00.518 | 36.290 | 99 | 30.012 | 287 | 54.216 | | 53 | 2:01.807 | 36.876 | 100 | 30.557 | 283 | 54.374 | |
| 20 | 2:01.567 | 36.337 | 98 | 29.847 | 290 | 55.383 | | 54 | 2:02.131 | 37.195 | 97 | 30.240 | 285 | 54.696 | |
| 21 | 2:00.767 | 36.456 | 97 | 29.967 | 286 | 54.344 | | 55 | 2:01.219 | 36.699 | 101 | 30.358 | 283 | 54.162 | |
| 22 | 2:00.450 | 36.841 | 96 | 29.780 | 286 | 53.829 | | 56 | 2:02.140 | 37.461 | 100 | 30.429 | 283 | 54.250 | |
| 23 | 2:00.137 | 36.247 | 99 | 30.000 | 285 | 53.890 | | 57 | 2:02.107 | 37.504 | 101 | 30.383 | 283 | 54.220 | |
| 24 | 2:00.548 | 36.475 | 99 | 30.064 | 288 | 54.009 | | 58 | 2:02.565 | 37.559 | 96 | 30.430 | 286 | 54.576 | |
| 25 | 2:01.880 | 37.480 | 85 | 30.213 | 284 | 54.187 | | 59 | 2:13.133 | 37.198 | 100 | 30.456 | 284 | 1:05.479 | |
| 26 | 2:00.256 | 36.462 | 96 | 29.863 | 286 | 53.931 | | 60 | 3:31.268 | 2:06.166 | 103 | 30.488 | 282 | 54.614 | |
| 27 | 2:10.727 | 36.562 | 98 | 30.036 | 287 | 1:04.129 | | 61 | 2:01.303 | 36.779 | 101 | 30.477 | 281 | 54.047 | |
| 28 | 3:24.206 | 2:00.017 | 99 | 30.288 | 283 | 53.901 | | 62 | 2:00.863 | 36.618 | 102 | 30.325 | 281 | 53.920 | |
| 29 | 2:01.014 | 36.318 | 102 | 30.334 | 286 | 54.362 | | 63 | 2:00.786 | 36.604 | 102 | 30.326 | 282 | 53.856 | |
| 30 | 2:01.437 | 37.032 | ***104*** | 30.431 | 285 | 53.974 | | 64 | 2:11.324 | 36.376 | 102 | 30.409 | 280 | 1:04.539 | |
| 31 | 2:01.461 | 36.738 | 96 | 30.358 | 283 | 54.365 | | 65 | 2:33.360 | 1:08.930 | 102 | 30.436 | 281 | 53.994 | |
| 32 | 2:00.380 | 36.392 | 102 | 30.097 | 287 | 53.891 | | 66 | 2:01.186 | 36.521 | 102 | 30.467 | 283 | 54.198 | |
| 33 | 2:02.329 | 37.001 | 103 | 30.087 | 285 | 55.241 | | 67 | 2:25.202 | 37.631 | 100 | 30.645 | 282 | 1:16.926 | |
| 34 | 2:00.892 | 36.600 | 102 | 30.309 | 284 | 53.983 | | | | | | | | | |

**99** Juncadella, ESP/ Bastian, DEU/ Dusseldorp, NLD , **theoretical besttime: 1:58.484**

| | | | | | | | | | | | | | | | |
|---|---|---|---|---|---|---|---|---|---|---|---|---|---|---|---|
| 1 | 3:45.028 | 45.407 | 99 | 1:01.478 | 101 | 1:58.143 | | 87 | 2:02.609 | 37.105 | 97 | 30.732 | 281 | 54.772 | |
| 2 | 2:29.275 | | | | 290 | 1:15.689 | | 88 | 2:00.810 | 36.494 | 98 | 30.111 | 284 | 54.205 | |
| 3 | 3:14.657 | 48.192 | 101 | 54.252 | 181 | 1:32.213 | | 89 | 2:01.203 | 37.110 | 89 | 30.121 | 283 | 53.972 | |
| 4 | 2:00.555 | 36.319 | 102 | 29.688 | 290 | 54.548 | | 90 | 2:00.816 | 36.516 | 94 | 30.242 | 282 | 54.058 | |
| 5 | 2:01.206 | 36.700 | ***105*** | 29.823 | 291 | 54.683 | | 91 | 2:10.004 | 36.522 | 99 | 30.153 | 282 | 1:03.329 | |
| 6 | 2:02.256 | 37.113 | 102 | 29.768 | ***294*** | 55.375 | | 92 | 3:31.339 | 2:02.527 | 98 | 30.341 | 282 | 58.471 | |
| 7 | 1:59.349 | 36.089 | 102 | 29.931 | 287 | 53.329 | | 93 | 2:13.021 | 39.237 | 97 | 34.092 | 188 | 59.692 | |
| 8 | 2:00.337 | 36.427 | 103 | 29.661 | 293 | 54.249 | | 94 | 2:06.359 | 38.126 | 98 | 32.685 | 259 | 55.548 | |
| 9 | 2:00.420 | 36.453 | 101 | ***29.560*** | 292 | 54.407 | | 95 | 2:56.261 | 37.995 | 99 | 37.503 | 115 | 1:40.763 | |

# Blancpain Endurance Series

## Lap analysis Race

Provisional

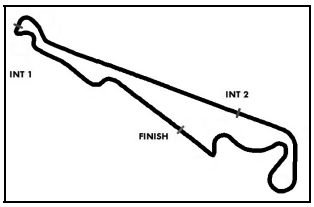


Circuit Paul Ricard Short, Length: 5791 m
Air temperature: 19.6°C
Track temperature: 20.3°C
Weather condition: Dry

Saturday 20.6.2015 17:00

## Lap analysis: Race

| Lap | Time | SE1 | SP1 | SE2 | SP2 | SE3 | SP3 | Lap | Time | SE1 | SP1 | SE2 | SP2 | SE3 | SP3 |
|---|---|---|---|---|---|---|---|---|---|---|---|---|---|---|---|
| 10 | 2:00.315 | 36.458 | 102 | 29.675 | 293 | 54.182 | | 96 | 3:26.619 | 57.810 | 96 | 1:06.285 | 83 | 1:22.524 | |
| 11 | 1:59.829 | 36.558 | 102 | 29.846 | 289 | 53.425 | | 97 | 2:03.372 | 37.718 | 94 | 30.613 | 286 | 55.041 | |
| 12 | 1:59.804 | 36.296 | 101 | 29.582 | 292 | 53.926 | | 98 | 2:01.091 | 37.011 | 99 | 30.281 | 282 | 53.799 | |
| 13 | 1:59.831 | 36.520 | 101 | 29.669 | 288 | 53.642 | | 99 | 1:59.961 | 36.234 | 102 | 30.038 | 283 | 53.689 | |
| 14 | 1:59.796 | 36.387 | 101 | 29.825 | 289 | 53.584 | | 100 | 2:01.737 | 36.719 | 99 | 30.077 | 285 | 54.941 | |
| 15 | 2:00.524 | 36.433 | 103 | 29.962 | 289 | 54.129 | | 101 | 2:01.671 | 36.833 | 100 | 30.287 | 285 | 54.551 | |
| 16 | 2:00.044 | 36.200 | 100 | 29.977 | 285 | 53.867 | | 102 | 2:01.829 | 36.750 | 101 | 30.425 | 281 | 54.654 | |
| 17 | 2:00.254 | 36.390 | 101 | 29.986 | 290 | 53.878 | | 103 | 1:59.958 | 36.197 | 103 | 30.061 | 285 | 53.700 | |
| 18 | 2:00.513 | 36.430 | 101 | 30.078 | 286 | 54.005 | | 104 | 2:00.796 | 37.100 | 102 | 30.067 | 283 | 53.629 | |
| 19 | 2:01.080 | 36.452 | 97 | 29.874 | 290 | 54.754 | | 105 | 2:01.698 | 37.923 | 101 | 30.269 | 283 | 53.506 | |
| 20 | 2:01.029 | 36.867 | 99 | 30.236 | 284 | 53.926 | | 106 | 1:59.599 | 36.132 | 102 | 29.911 | 285 | 53.556 | |
| 21 | 2:00.347 | 36.565 | 101 | 30.012 | 284 | 53.770 | | 107 | 1:59.756 | 36.223 | 101 | 30.224 | 283 | 53.309 | |
| 22 | 2:00.626 | 36.554 | 100 | 29.836 | 287 | 54.236 | | 108 | 2:00.205 | 36.592 | 96 | 30.248 | 283 | 53.365 | |
| 23 | 2:00.392 | 36.523 | 101 | 29.982 | 286 | 53.887 | | 109 | 1:59.958 | 36.347 | 99 | 30.165 | 282 | 53.446 | |
| 24 | 2:01.091 | 36.632 | 101 | 29.980 | 289 | 54.479 | | 110 | 1:59.837 | 36.233 | 101 | 30.054 | 283 | 53.550 | |
| 25 | 2:00.917 | 36.744 | 101 | 30.035 | 286 | 54.138 | | 111 | 2:01.242 | 37.564 | 97 | 30.110 | 283 | 53.568 | |
| 26 | 2:00.502 | 36.355 | 99 | 29.774 | 291 | 54.373 | | 112 | 1:59.698 | 36.252 | 100 | 30.063 | 281 | 53.383 | |
| 27 | 2:01.683 | 37.270 | 100 | 30.009 | 287 | 54.404 | | 113 | 1:59.742 | 36.254 | 100 | 30.121 | 281 | 53.367 | |
| 28 | 2:00.579 | 36.432 | 100 | 30.043 | 287 | 54.104 | | 114 | 1:59.417 | 36.094 | 100 | 29.956 | 282 | 53.367 | |
| 29 | 2:02.159 | 37.538 | 97 | 30.198 | 286 | 54.423 | | 115 | 1:59.895 | 36.196 | 101 | 30.086 | 282 | 53.613 | |
| 30 | 2:12.047 | 37.021 | 98 | 29.981 | 290 | 1:05.045 | | 116 | 2:00.193 | 36.302 | 98 | 30.068 | 282 | 53.823 | |
| 31 | 3:33.958 | | | | 281 | 54.010 | | 117 | 2:00.954 | 37.145 | 99 | 30.305 | 279 | 53.504 | |
| 32 | 2:00.049 | 36.669 | 99 | 30.027 | 286 | 53.353 | | 118 | 2:00.033 | 36.040 | 99 | 30.085 | 279 | 53.908 | |
| 33 | 2:00.072 | 36.246 | 101 | 30.012 | 285 | 53.814 | | 119 | 1:59.280 | 36.057 | 99 | 30.070 | 281 | 53.153 | |
| 34 | 2:00.183 | 36.175 | 103 | 29.974 | 287 | 54.034 | | 120 | 2:00.251 | 36.540 | 98 | 30.318 | 278 | 53.393 | |
| 35 | 2:00.722 | 37.097 | 96 | 30.040 | 284 | 53.585 | | 121 | 2:10.213 | 36.141 | 99 | 30.123 | 283 | 1:03.949 | |
| 36 | 1:59.617 | 36.194 | 101 | 30.064 | 283 | 53.359 | | 122 | 3:18.373 | 1:54.864 | 100 | 30.207 | 280 | 53.302 | |
| 37 | 2:00.203 | 36.296 | 101 | 29.977 | 287 | 53.930 | | 123 | ***1:59.111*** | ***35.817*** | 98 | 30.187 | 280 | ***53.107*** | |
| 38 | 2:00.268 | 36.369 | 102 | 30.152 | 283 | 53.747 | | 124 | 1:59.304 | 35.960 | 100 | 30.088 | 281 | 53.256 | |
| 39 | 2:07.205 | 36.915 | 97 | 33.309 | 273 | 56.981 | | 125 | 1:59.651 | 35.827 | 100 | 30.159 | 281 | 53.665 | |
| 40 | 2:47.296 | 43.704 | 42 | 1:06.668 | 225 | 56.924 | | 126 | 1:59.831 | 35.986 | 100 | 30.161 | 280 | 53.684 | |
| 41 | 2:05.027 | 37.079 | 100 | 32.391 | 259 | 55.557 | | 127 | 2:00.408 | 36.219 | 99 | 30.047 | 283 | 54.142 | |
| 42 | 2:36.678 | 37.653 | 101 | 34.511 | 245 | 1:24.514 | | 128 | 2:00.273 | 36.025 | 100 | 30.229 | 278 | 54.019 | |
| 43 | 2:58.858 | 1:02.846 | 92 | 52.657 | 223 | 1:03.355 | | 129 | 1:59.972 | 36.198 | 99 | 30.098 | 282 | 53.676 | |
| 44 | 2:44.723 | 47.471 | 95 | 57.910 | 202 | 59.342 | | 130 | 2:00.075 | 36.071 | 100 | 30.228 | 280 | 53.776 | |
| 45 | 2:20.701 | 42.556 | 94 | 40.056 | 202 | 58.089 | | 131 | 2:01.063 | 36.128 | 99 | 29.990 | 286 | 54.945 | |
| 46 | 2:16.813 | 40.515 | 100 | 39.649 | 220 | 56.649 | | 132 | 2:00.528 | 36.118 | 100 | 30.055 | 284 | 54.355 | |
| 47 | 2:28.733 | 40.445 | 100 | 37.484 | 255 | 1:10.804 | | 133 | 2:01.612 | 37.082 | 96 | 30.517 | 283 | 54.013 | |
| 48 | 2:01.820 | 36.662 | 100 | 29.828 | 290 | 55.330 | | 134 | 2:00.067 | 36.291 | 98 | 30.218 | 281 | 53.558 | |
| 49 | 2:01.153 | 36.750 | 96 | 30.029 | 286 | 54.374 | | 135 | 1:59.671 | 35.997 | 98 | 30.153 | 281 | 53.521 | |
| 50 | 2:00.858 | 36.639 | 98 | 30.162 | 284 | 54.057 | | 136 | 1:59.709 | 35.894 | 98 | 30.151 | 283 | 53.664 | |
| 51 | 2:01.712 | 37.501 | 100 | 30.099 | 290 | 54.112 | | 137 | 2:01.092 | 36.172 | 97 | 30.258 | 283 | 54.662 | |
| 52 | 1:59.834 | 36.311 | 99 | 30.095 | 283 | 53.428 | | 138 | 2:00.602 | 36.317 | 97 | 30.248 | 281 | 54.037 | |
| 53 | 2:00.134 | 36.423 | 99 | 30.016 | 284 | 53.695 | | 139 | 2:00.834 | 36.333 | 98 | 30.251 | 283 | 54.250 | |
| 54 | 2:00.292 | 36.342 | 100 | 30.162 | 286 | 53.788 | | 140 | 2:00.825 | 36.829 | 97 | 30.124 | 281 | 53.872 | |
| 55 | 1:59.791 | 36.437 | 100 | 30.082 | 283 | 53.272 | | 141 | 2:00.641 | 36.774 | 98 | 30.114 | 283 | 53.753 | |
| 56 | 2:00.266 | 36.593 | 98 | 30.050 | 284 | 53.623 | | 142 | 1:59.882 | 36.268 | 99 | 30.096 | 283 | 53.518 | |
| 57 | 1:59.520 | 36.264 | 99 | 29.994 | 286 | 53.262 | | 143 | 2:00.095 | 36.118 | 99 | 30.123 | 283 | 53.854 | |
| 58 | 1:59.673 | 36.279 | 97 | 30.051 | 285 | 53.343 | | 144 | 2:01.058 | 36.478 | 97 | 30.127 | 284 | 54.453 | |
| 59 | 2:09.610 | 36.306 | 98 | 30.036 | 285 | 1:03.268 | | 145 | 1:59.834 | 36.143 | 98 | 30.018 | 283 | 53.673 | |
| 60 | 3:21.098 | 1:56.871 | 97 | 30.211 | 283 | 54.016 | | 146 | 1:59.915 | 35.941 | 98 | 30.034 | 283 | 53.940 | |
| 61 | 2:02.481 | 36.754 | 97 | 29.957 | 290 | 55.770 | | 147 | 1:59.971 | 36.011 | 97 | 30.085 | 283 | 53.875 | |
| 62 | 2:01.781 | 36.587 | 101 | 30.140 | 285 | 55.054 | | 148 | 2:00.677 | 36.216 | 94 | 30.100 | 283 | 54.361 | |
| 63 | 2:01.129 | 36.947 | 99 | 30.028 | 285 | 54.154 | | 149 | 2:00.936 | 36.446 | 94 | 30.203 | 281 | 54.287 | |
| 64 | 2:00.879 | 36.625 | 98 | 30.057 | 284 | 54.197 | | 150 | 2:01.327 | 36.598 | 97 | 30.170 | 283 | 54.559 | |
| 65 | 2:00.950 | 37.078 | 97 | 30.052 | 283 | 53.820 | | 151 | 2:00.754 | 36.328 | 97 | 30.197 | 281 | 54.229 | |
| 66 | 2:00.106 | 36.056 | 100 | 30.028 | 283 | 54.022 | | 152 | 2:00.907 | 36.460 | 97 | 30.156 | 281 | 54.291 | |
| 67 | 2:00.811 | 36.265 | 97 | 30.095 | 285 | 54.451 | | 153 | 2:11.355 | 37.477 | 93 | 30.196 | 281 | 1:03.682 | |
| 68 | 2:00.488 | 36.120 | 100 | 30.053 | 285 | 54.315 | | 154 | 2:48.350 | 1:23.981 | 99 | 30.229 | 285 | 54.140 | |
| 69 | 2:00.255 | 36.261 | 99 | 29.992 | 288 | 54.002 | | 155 | 2:00.826 | 36.484 | 102 | 30.073 | 284 | 54.269 | |

# Blancpain Endurance Series

## Lap analysis Race

Provisional

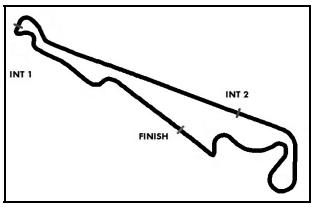


Circuit Paul Ricard Short, Length: 5791 m
Air temperature: 19.6°C
Track temperature: 20.3°C
Weather condition: Dry

Saturday 20.6.2015 17:00

## Lap analysis: Race

| Lap | Time | SE1 | SP1 | SE2 | SP2 | SE3 | SP3 | Lap | Time | SE1 | SP1 | SE2 | SP2 | SE3 | SP3 |
|---|---|---|---|---|---|---|---|---|---|---|---|---|---|---|---|
| 70 | 2:00.523 | 36.662 | 95 | 30.145 | 281 | 53.716 | | 156 | 2:00.770 | 36.481 | 102 | 30.206 | 283 | 54.083 | |
| 71 | 2:00.257 | 36.219 | 96 | 30.311 | 281 | 53.727 | | 157 | 2:01.050 | 36.748 | 101 | 30.038 | 283 | 54.264 | |
| 72 | 2:00.155 | 36.305 | 97 | 30.126 | 282 | 53.724 | | 158 | 2:00.538 | 36.561 | 100 | 30.109 | 283 | 53.868 | |
| 73 | 2:00.311 | 36.306 | 99 | 30.065 | 283 | 53.940 | | 159 | 2:02.397 | 36.699 | 100 | 30.003 | 284 | 55.695 | |
| 74 | 2:00.528 | 36.496 | 96 | 30.129 | 283 | 53.903 | | 160 | 2:01.581 | 36.629 | 100 | 30.115 | 284 | 54.837 | |
| 75 | 2:01.015 | 36.925 | 96 | 30.032 | 285 | 54.058 | | 161 | 2:00.548 | 36.452 | 100 | 30.028 | 281 | 54.068 | |
| 76 | 2:01.022 | 36.505 | 98 | 30.056 | 286 | 54.461 | | 162 | 2:01.561 | 36.810 | 100 | 30.269 | 281 | 54.482 | |
| 77 | 2:00.263 | 36.426 | 98 | 29.949 | 285 | 53.888 | | 163 | 2:01.670 | 36.826 | 94 | 30.157 | 285 | 54.687 | |
| 78 | 2:00.489 | 36.334 | 98 | 29.965 | 285 | 54.190 | | 164 | 2:00.599 | 36.564 | 98 | 30.043 | 281 | 53.992 | |
| 79 | 2:00.929 | 36.400 | 96 | 30.020 | 285 | 54.509 | | 165 | 2:01.021 | 36.556 | 100 | 30.055 | 286 | 54.410 | |
| 80 | 2:01.003 | 36.833 | 95 | 30.153 | 284 | 54.017 | | 166 | 2:00.880 | 36.396 | 100 | 30.161 | 283 | 54.323 | |
| 81 | 2:00.418 | 36.270 | 96 | 30.139 | 283 | 54.009 | | 167 | 2:01.771 | 37.342 | 95 | 30.011 | 281 | 54.418 | |
| 82 | 2:00.835 | 36.285 | 97 | 30.029 | 283 | 54.521 | | 168 | 2:02.248 | 36.548 | 94 | 31.108 | 280 | 54.592 | |
| 83 | 2:00.629 | 36.557 | 91 | 30.136 | 283 | 53.936 | | 169 | 2:01.478 | 36.778 | 100 | 30.213 | 279 | 54.487 | |
| 84 | 2:01.037 | 36.738 | 96 | 30.076 | 283 | 54.223 | | 170 | 2:03.368 | 36.855 | 96 | 30.246 | 281 | 56.267 | |
| 85 | 2:00.560 | 36.343 | 98 | 29.945 | 287 | 54.272 | | 171 | 2:03.535 | 37.088 | 96 | 30.574 | 276 | 55.873 | |
| 86 | 2:02.577 | 37.136 | 94 | 30.155 | 285 | 55.286 | | | | | | | | | |

**100** Kemenater, ITA/ Hedman, SWE/ Julian, USA , **theoretical besttime: 2:00.964**

| | | | | | | | | | | | | | | |
|---|---|---|---|---|---|---|---|---|---|---|---|---|---|---|
| 1 | 3:53.354 | 53.255 | 93 | 1:08.512 | 61 | 1:51.587 | 85 | 2:03.995 | 37.122 | 96 | 30.459 | 278 | 56.414 |
| 2 | 2:41.654 | 41.389 | 94 | 31.161 | 278 | 1:29.104 | 86 | 2:03.652 | 37.343 | 96 | 30.470 | 278 | 55.839 |
| 3 | 3:11.929 | 52.583 | 86 | 51.075 | 245 | 1:28.271 | 87 | 2:05.662 | 38.223 | 96 | 30.622 | 278 | 56.817 |
| 4 | 2:03.015 | 37.442 | ***101*** | 30.480 | 278 | 55.093 | 88 | 2:47.403 | 38.495 | 91 | 30.634 | 278 | 1:38.274 |
| 5 | 2:04.045 | 38.036 | 96 | 30.653 | 276 | 55.356 | 89 | 2:24.709 | 58.155 | 92 | 30.791 | 279 | 55.763 |
| 6 | 2:02.504 | 37.250 | 101 | 30.482 | 278 | 54.772 | 90 | 2:05.079 | 37.500 | 95 | 30.581 | 278 | 56.998 |
| 7 | 2:02.637 | 37.479 | 97 | 30.435 | 278 | 54.723 | 91 | 2:16.450 | 39.336 | 95 | 38.047 | 223 | 59.067 |
| 8 | 2:02.051 | 36.899 | 101 | 30.426 | 278 | 54.726 | 92 | 2:07.179 | 38.778 | 94 | 31.317 | 278 | 57.084 |
| 9 | 2:02.145 | 36.835 | 97 | 30.354 | 277 | 54.956 | 93 | 2:58.899 | 38.196 | 96 | 41.963 | 129 | 1:38.740 |
| 10 | 2:01.741 | 36.804 | 99 | 30.300 | 277 | 54.637 | 94 | 3:29.649 | 57.163 | 92 | 1:08.004 | 75 | 1:24.482 |
| 11 | 2:02.061 | 36.722 | 99 | 30.624 | 278 | 54.715 | 95 | 2:05.985 | 38.345 | 95 | 30.746 | 272 | 56.894 |
| 12 | 2:02.110 | 36.986 | 100 | 30.370 | 278 | 54.754 | 96 | 2:06.671 | 38.390 | 96 | 30.810 | 278 | 57.471 |
| 13 | 2:01.955 | 37.001 | 98 | 30.285 | 278 | 54.669 | 97 | 2:05.637 | 38.176 | 93 | 30.897 | 278 | 56.564 |
| 14 | 2:01.962 | 36.943 | 97 | 30.288 | 278 | 54.731 | 98 | 2:06.102 | 38.224 | 91 | 30.994 | 278 | 56.884 |
| 15 | 2:02.218 | 36.864 | 98 | 30.295 | 278 | 55.059 | 99 | 2:03.636 | 37.180 | 96 | 30.509 | 279 | 55.947 |
| 16 | 2:02.275 | 37.029 | 97 | 30.396 | 278 | 54.850 | 100 | 2:06.366 | 38.773 | 96 | 30.770 | 278 | 56.823 |
| 17 | 2:02.644 | 36.950 | 97 | 30.520 | 278 | 55.174 | 101 | 2:05.759 | 38.114 | 93 | 30.698 | 278 | 56.947 |
| 18 | 2:02.677 | 36.887 | 98 | 30.465 | 278 | 55.325 | 102 | 2:07.085 | 38.370 | 91 | 31.392 | 278 | 57.323 |
| 19 | 2:03.968 | 38.259 | 96 | 30.375 | 278 | 55.334 | 103 | 2:05.871 | 38.055 | 93 | 30.748 | 278 | 57.068 |
| 20 | 2:03.405 | 37.229 | 93 | 30.838 | 278 | 55.338 | 104 | 2:05.766 | 38.388 | 96 | 30.895 | 278 | 56.483 |
| 21 | 2:02.720 | 37.109 | 98 | 30.319 | 278 | 55.292 | 105 | 2:06.019 | 37.957 | 97 | 30.943 | 279 | 57.119 |
| 22 | 2:02.614 | 36.826 | 98 | 30.476 | 279 | 55.312 | 106 | 2:05.586 | 38.695 | 96 | 30.742 | 278 | 56.149 |
| 23 | 2:03.315 | 37.223 | 98 | 30.539 | 278 | 55.553 | 107 | 3:32.395 | 37.866 | 91 | 31.062 | 278 | 2:23.467 |
| 24 | 2:03.448 | 37.072 | 99 | 30.535 | 278 | 55.841 | 108 | 2:21.986 | 57.093 | 97 | 30.330 | 278 | 54.563 |
| 25 | 2:03.243 | 37.052 | 96 | 30.453 | 279 | 55.738 | 109 | 2:01.469 | 36.702 | 96 | 30.307 | 278 | 54.460 |
| 26 | 2:02.803 | 37.328 | 92 | 30.361 | 278 | 55.114 | 110 | 2:02.893 | 37.950 | 100 | 30.664 | 278 | 54.279 |
| 27 | 2:03.137 | 37.231 | 93 | 30.541 | 278 | 55.365 | 111 | ***2:01.271*** | 36.841 | 95 | ***30.140*** | 278 | 54.290 |
| 28 | 2:03.412 | 37.305 | 97 | 30.468 | 278 | 55.639 | 112 | 2:01.793 | 36.871 | 100 | 30.554 | 278 | 54.368 |
| 29 | 3:36.304 | 37.667 | 96 | 30.387 | 278 | 2:28.250 | 113 | 2:01.731 | 37.141 | 97 | 30.398 | 278 | ***54.192*** |
| 30 | 2:23.529 | 57.561 | 97 | 30.522 | 278 | 55.446 | 114 | 2:01.867 | 36.936 | 97 | 30.359 | 278 | 54.572 |
| 31 | 2:04.054 | 37.727 | 96 | 30.625 | 279 | 55.702 | 115 | 2:03.120 | 36.957 | 96 | 30.415 | 278 | 55.748 |
| 32 | 2:02.118 | 36.869 | 98 | 30.309 | 278 | 54.940 | 116 | 2:02.022 | 36.968 | 96 | 30.549 | 279 | 54.505 |
| 33 | 2:03.924 | 36.884 | 98 | 30.389 | 278 | 56.651 | 117 | 2:01.638 | 36.879 | 98 | 30.388 | 278 | 54.371 |
| 34 | 2:02.850 | 37.256 | 98 | 30.453 | 278 | 55.141 | 118 | 2:01.943 | 36.965 | 98 | 30.543 | 278 | 54.435 |
| 35 | 2:02.509 | 36.871 | 96 | 30.494 | 278 | 55.144 | 119 | 2:01.737 | 36.799 | 98 | 30.442 | 278 | 54.496 |
| 36 | 2:03.591 | 37.494 | 100 | 30.618 | 278 | 55.479 | 120 | 2:03.267 | 37.449 | 97 | 30.556 | 277 | 55.262 |
| 37 | 2:02.309 | 36.883 | 98 | 30.453 | 278 | 54.973 | 121 | 2:04.987 | 37.955 | 96 | 30.929 | 278 | 56.103 |
| 38 | 2:09.783 | 37.480 | 84 | 34.572 | 273 | 57.731 | 122 | 2:02.143 | 37.008 | 98 | 30.472 | 278 | 54.663 |
| 39 | 2:45.778 | 49.510 | 40 | 59.150 | 260 | 57.118 | 123 | 2:02.540 | 37.161 | 98 | 30.516 | 278 | 54.863 |
| 40 | 2:11.076 | 38.502 | 95 | 35.748 | 276 | 56.826 | 124 | 2:03.352 | 37.903 | 96 | 30.476 | 278 | 54.973 |
| 41 | 2:38.848 | 38.703 | 94 | 34.740 | 206 | 1:25.405 | 125 | 2:01.986 | 36.850 | 98 | 30.589 | 278 | 54.547 |

# Blancpain Endurance Series

## Lap analysis Race

Provisional

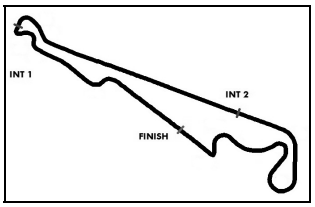


Circuit Paul Ricard Short, Length: 5791 m
Air temperature: 19.6°C
Track temperature: 20.3°C
Weather condition: Dry

Saturday 20.6.2015 17:00

## Lap analysis: Race

| Lap | Time | SE1 | SP1 | SE2 | SP2 | SE3 | SP3 | Lap | Time | SE1 | SP1 | SE2 | SP2 | SE3 | SP3 |
|---|---|---|---|---|---|---|---|---|---|---|---|---|---|---|---|
| 42 | 2:59.761 | 1:00.031 | 94 | 54.091 | 183 | 1:05.639 | | 126 | 2:03.597 | 37.533 | 95 | 31.094 | 279 | 54.970 | |
| 43 | 2:42.020 | 46.221 | 92 | 55.824 | 188 | 59.975 | | 127 | 2:02.078 | 37.062 | 95 | 30.631 | 278 | 54.385 | |
| 44 | 2:18.976 | 43.788 | 94 | 37.322 | 252 | 57.866 | | 128 | 2:02.263 | 36.898 | 97 | 30.511 | 279 | 54.854 | |
| 45 | 2:20.812 | 45.204 | 94 | 38.040 | 235 | 57.568 | | 129 | 2:02.287 | 36.828 | 97 | 30.518 | 278 | 54.941 | |
| 46 | 2:30.840 | 41.111 | 98 | 36.058 | 254 | 1:13.671 | | 130 | 2:01.662 | 36.832 | 96 | 30.485 | 278 | 54.345 | |
| 47 | 2:06.346 | 37.598 | 94 | 31.049 | 278 | 57.699 | | 131 | 2:02.017 | 36.869 | 97 | 30.543 | 278 | 54.605 | |
| 48 | 2:04.393 | 37.626 | 94 | 30.427 | 278 | 56.340 | | 132 | 2:04.388 | 37.079 | 96 | 31.004 | 278 | 56.305 | |
| 49 | 2:03.148 | 37.673 | 94 | 30.514 | 278 | 54.961 | | 133 | 2:02.835 | 37.734 | 92 | 30.426 | 278 | 54.675 | |
| 50 | 2:04.240 | 37.830 | 94 | 30.480 | 278 | 55.930 | | 134 | 2:02.072 | 36.883 | 99 | 30.492 | 278 | 54.697 | |
| 51 | 2:02.604 | 37.016 | 96 | 30.393 | 278 | 55.195 | | 135 | 2:02.276 | 37.341 | 97 | 30.523 | 278 | 54.412 | |
| 52 | 2:03.502 | 36.993 | 95 | 30.441 | 278 | 56.068 | | 136 | 2:04.294 | 37.048 | 96 | 30.544 | 276 | 56.702 | |
| 53 | 2:03.919 | 37.865 | 93 | 30.384 | 278 | 55.670 | | 137 | 2:01.870 | 36.778 | 97 | 30.435 | 279 | 54.657 | |
| 54 | 2:03.494 | 37.204 | 96 | 30.489 | 276 | 55.801 | | 138 | 2:51.605 | 37.199 | 97 | 30.515 | 279 | 1:43.891 | |
| 55 | 2:02.875 | 37.301 | 92 | 30.620 | 278 | 54.954 | | 139 | 2:23.362 | 57.394 | 95 | 30.764 | 278 | 55.204 | |
| 56 | 2:02.969 | ***36.632*** | 92 | 30.469 | 278 | 55.868 | | 140 | 2:03.793 | 37.908 | 94 | 30.814 | 278 | 55.071 | |
| 57 | 2:03.450 | 36.751 | | 31.619 | 278 | 55.080 | | 141 | 2:04.169 | 37.242 | 94 | 30.604 | 279 | 56.323 | |
| 58 | 3:21.960 | 37.239 | 95 | 30.359 | 278 | 2:14.362 | | 142 | 2:04.075 | 37.191 | 95 | 30.596 | 279 | 56.288 | |
| 59 | 2:25.703 | 58.753 | 97 | 30.966 | 276 | 55.984 | | 143 | 2:03.374 | 37.397 | 94 | 30.682 | 278 | 55.295 | |
| 60 | 2:04.633 | 37.545 | 97 | 30.936 | 279 | 56.152 | | 144 | 2:04.690 | 37.834 | 97 | 30.600 | 278 | 56.256 | |
| 61 | 2:04.060 | 37.344 | 93 | 30.960 | 278 | 55.756 | | 145 | 2:04.207 | 37.603 | 93 | 30.819 | 278 | 55.785 | |
| 62 | 2:03.921 | 37.386 | 96 | 30.596 | 277 | 55.939 | | 146 | 2:04.811 | 38.219 | 95 | 30.819 | 278 | 55.773 | |
| 63 | 2:03.599 | 37.294 | 93 | 30.677 | 279 | 55.628 | | 147 | 2:03.508 | 37.464 | 94 | 30.579 | 278 | 55.465 | |
| 64 | 2:04.306 | 38.046 | 96 | 30.771 | 279 | 55.489 | | 148 | 2:04.066 | 38.163 | 96 | 30.500 | 278 | 55.403 | |
| 65 | 2:03.191 | 36.985 | 95 | 30.714 | 278 | 55.492 | | 149 | 2:04.078 | 37.236 | 96 | 30.546 | 278 | 56.296 | |
| 66 | 2:02.690 | 36.942 | 96 | 30.580 | 278 | 55.168 | | 150 | 2:04.146 | 37.899 | 95 | 30.575 | 278 | 55.672 | |
| 67 | 2:05.760 | 38.826 | 93 | 30.860 | 279 | 56.074 | | 151 | 2:04.553 | 37.942 | 98 | 30.565 | 278 | 56.046 | |
| 68 | 2:03.092 | 37.184 | 95 | 30.754 | 278 | 55.154 | | 152 | 2:06.947 | 37.539 | 95 | 30.686 | 278 | 58.722 | |
| 69 | 2:02.806 | 37.095 | 97 | 30.693 | 278 | 55.018 | | 153 | 2:05.041 | 38.503 | 95 | 30.633 | 278 | 55.905 | |
| 70 | 2:03.614 | 37.332 | 95 | 30.614 | 279 | 55.668 | | 154 | 2:03.890 | 37.657 | 95 | 30.689 | 278 | 55.544 | |
| 71 | 2:04.562 | 37.273 | 97 | 30.659 | 278 | 56.630 | | 155 | 2:03.800 | 37.197 | 96 | 30.559 | 278 | 56.044 | |
| 72 | 2:03.551 | 37.282 | 94 | 30.666 | 278 | 55.603 | | 156 | 2:03.824 | 37.446 | 94 | 30.666 | 278 | 55.712 | |
| 73 | 2:03.099 | 36.983 | 96 | 30.593 | 278 | 55.523 | | 157 | 2:04.441 | 37.623 | 94 | 30.896 | 278 | 55.922 | |
| 74 | 2:03.020 | 37.088 | 97 | 30.536 | 278 | 55.396 | | 158 | 2:04.282 | 37.649 | 96 | 30.651 | 278 | 55.982 | |
| 75 | 2:05.145 | 38.367 | 93 | 30.644 | 278 | 56.134 | | 159 | 2:04.584 | 37.604 | 93 | 30.626 | 278 | 56.354 | |
| 76 | 2:04.089 | 37.912 | 97 | 30.592 | 279 | 55.585 | | 160 | 2:04.523 | 37.707 | 92 | 30.876 | 278 | 55.940 | |
| 77 | 2:02.637 | 37.047 | 96 | 30.478 | 278 | 55.112 | | 161 | 2:07.049 | 38.984 | 95 | 31.003 | 276 | 57.062 | |
| 78 | 2:02.756 | 37.138 | 98 | 30.515 | ***280*** | 55.103 | | 162 | 2:06.146 | 37.893 | 91 | 31.170 | 278 | 57.083 | |
| 79 | 2:03.051 | 37.409 | 93 | 30.535 | 278 | 55.107 | | 163 | 2:05.666 | 38.066 | 94 | 30.816 | 278 | 56.784 | |
| 80 | 2:04.845 | 37.471 | 96 | 30.567 | 278 | 56.807 | | 164 | 2:06.521 | 38.057 | 92 | 31.056 | 278 | 57.408 | |
| 81 | 2:04.905 | 37.554 | 95 | 30.733 | 278 | 56.618 | | 165 | 2:08.769 | 39.165 | 94 | 30.909 | 278 | 58.695 | |
| 82 | 2:03.894 | 37.461 | 97 | 30.569 | 278 | 55.864 | | 166 | 2:06.593 | 38.737 | 90 | 31.121 | 278 | 56.735 | |
| 83 | 2:04.060 | 37.354 | 96 | 30.587 | 279 | 56.119 | | 167 | 2:07.244 | 38.369 | 92 | 31.249 | 278 | 57.626 | |
| 84 | 2:04.125 | 37.418 | 99 | 30.644 | ***280*** | 56.063 | | | | | | | | | |

**111** Earle, USA/ Zanuttini, ITA/ Talbot, AUS , **theoretical besttime: 2:01.792**

| | | | | | | | | | | | | | | | |
|---|---|---|---|---|---|---|---|---|---|---|---|---|---|---|---|
| 1 | 3:51.810 | 51.385 | 96 | 1:06.467 | 71 | 1:53.958 | | 69 | 2:05.252 | 37.762 | 95 | 31.268 | 279 | 56.222 | |
| 2 | 2:49.134 | 44.439 | | 33.068 | 281 | 1:31.627 | | 70 | 2:05.113 | 37.565 | 101 | 30.838 | 267 | 56.710 | |
| 3 | 3:09.844 | 51.408 | 92 | 55.044 | 201 | 1:23.392 | | 71 | 2:06.004 | 37.831 | 99 | 30.567 | 279 | 57.606 | |
| 4 | 2:05.550 | 37.792 | 95 | 30.685 | 283 | 57.073 | | 72 | 2:06.173 | 38.958 | 96 | 30.875 | 278 | 56.340 | |
| 5 | 2:04.644 | 37.613 | 96 | 30.471 | 281 | 56.560 | | 73 | 2:06.060 | 37.634 | 96 | 30.946 | 279 | 57.480 | |
| 6 | 2:05.547 | 38.316 | 94 | 30.637 | 281 | 56.594 | | 74 | 2:07.276 | 38.712 | 94 | 31.103 | 258 | 57.461 | |
| 7 | 2:05.525 | 38.615 | 99 | 30.658 | 283 | 56.252 | | 75 | 2:05.970 | 38.049 | 95 | 31.205 | 278 | 56.716 | |
| 8 | 2:05.352 | 38.084 | 98 | 30.621 | 280 | 56.647 | | 76 | 2:06.728 | 37.941 | 99 | 31.475 | 278 | 57.312 | |
| 9 | 2:05.403 | 38.268 | 96 | 30.626 | 281 | 56.509 | | 77 | 2:06.389 | 38.105 | 100 | 31.194 | 278 | 57.090 | |
| 10 | 2:04.757 | 37.757 | 95 | 30.625 | 280 | 56.375 | | 78 | 2:08.133 | 38.282 | 89 | 32.073 | 279 | 57.778 | |
| 11 | 2:05.098 | 38.116 | 98 | 30.678 | 279 | 56.304 | | 79 | 2:27.365 | 39.077 | 94 | 32.049 | 278 | 1:16.239 | |
| 12 | 2:05.224 | 37.721 | 97 | 30.700 | 281 | 56.803 | | 80 | 6:06.534 | 4:38.447 | 91 | 31.977 | 278 | 56.110 | |
| 13 | 2:05.649 | 38.042 | 96 | 30.772 | 280 | 56.835 | | 81 | 2:06.674 | 37.514 | 98 | 30.834 | 280 | 58.326 | |
| 14 | 2:05.431 | 37.942 | 90 | 30.874 | 280 | 56.615 | | 82 | 2:05.858 | 37.718 | 101 | 31.403 | 279 | 56.737 | |
| 15 | 2:04.739 | 37.554 | 97 | 30.729 | 278 | 56.456 | | 83 | 2:03.080 | ***36.740*** | 96 | 30.823 | 279 | 55.517 | |

# Blancpain Endurance Series

## Lap analysis Race

Provisional

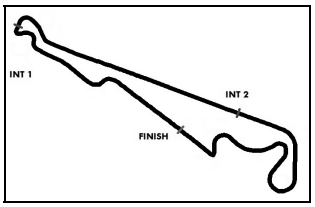


Circuit Paul Ricard Short, Length: 5791 m
Air temperature: 19.6°C
Track temperature: 20.3°C
Weather condition: Dry

Saturday 20.6.2015 17:00

## Lap analysis: Race

| Lap | Time | SE1 | SP1 | SE2 | SP2 | SE3 | SP3 | Lap | Time | SE1 | SP1 | SE2 | SP2 | SE3 | SP3 |
|---|---|---|---|---|---|---|---|---|---|---|---|---|---|---|---|
| 16 | 2:05.077 | 37.911 | 96 | 30.942 | 279 | 56.224 | | 84 | 2:03.003 | 37.336 | 100 | 30.646 | 278 | 55.021 | |
| 17 | 2:04.840 | 37.849 | 96 | 30.748 | 282 | 56.243 | | 85 | 2:03.684 | 36.962 | 97 | 30.582 | 279 | 56.140 | |
| 18 | 2:06.853 | 38.181 | 91 | 30.674 | ***285*** | 57.998 | | 86 | 2:06.127 | 38.287 | 98 | 30.919 | 279 | 56.921 | |
| 19 | 2:05.456 | 37.995 | 95 | 30.704 | 280 | 56.757 | | 87 | 2:04.173 | 38.041 | 95 | 30.533 | 279 | 55.599 | |
| 20 | 2:06.417 | 37.812 | 97 | 31.538 | 282 | 57.067 | | 88 | 2:05.443 | 37.444 | 98 | 30.593 | 280 | 57.406 | |
| 21 | 2:04.852 | 37.640 | 96 | 30.613 | 280 | 56.599 | | 89 | 2:04.344 | 37.346 | 100 | 31.210 | 279 | 55.788 | |
| 22 | 2:05.572 | 37.559 | 93 | 30.853 | 278 | 57.160 | | 90 | 2:05.496 | 38.562 | 98 | 30.980 | 278 | 55.954 | |
| 23 | 2:07.640 | 38.393 | 88 | 31.216 | 281 | 58.031 | | 91 | 2:04.878 | 37.857 | 97 | 30.648 | 279 | 56.373 | |
| 24 | 2:09.562 | 39.350 | 85 | 31.254 | 278 | 58.958 | | 92 | 2:05.254 | 37.859 | 99 | 30.868 | 279 | 56.527 | |
| 25 | 2:09.029 | 38.806 | 91 | 30.936 | 278 | 59.287 | | 93 | 2:05.083 | 37.924 | 97 | 30.889 | 278 | 56.270 | |
| 26 | 2:06.430 | 38.162 | 99 | 30.996 | ***285*** | 57.272 | | 94 | 2:04.904 | 37.649 | 97 | 30.797 | 278 | 56.458 | |
| 27 | 2:16.772 | 37.661 | 99 | 30.860 | 281 | 1:08.251 | | 95 | 2:06.097 | 37.858 | 98 | 30.931 | 281 | 57.308 | |
| 28 | 3:30.666 | 2:02.295 | 98 | 30.873 | 260 | 57.498 | | 96 | 2:06.247 | 38.430 | 93 | 31.227 | 278 | 56.590 | |
| 29 | 2:07.503 | 37.728 | 99 | 30.945 | 282 | 58.830 | | 97 | 2:04.237 | 37.306 | 96 | 30.713 | 278 | 56.218 | |
| 30 | 2:05.160 | 37.824 | 99 | 30.940 | 280 | 56.396 | | 98 | 2:04.523 | 37.569 | 99 | 30.732 | 279 | 56.222 | |
| 31 | 2:07.802 | 37.746 | 92 | 31.225 | ***285*** | 58.831 | | 99 | 2:17.521 | 38.306 | 90 | 31.284 | 278 | 1:07.931 | |
| 32 | 2:05.543 | 37.898 | 97 | 31.033 | 278 | 56.612 | | 100 | 2:07.980 | 38.792 | 96 | 32.015 | 271 | 57.173 | |
| 33 | 2:05.020 | 37.481 | 97 | 30.933 | 280 | 56.606 | | 101 | 2:04.985 | 37.705 | 92 | 30.816 | 278 | 56.464 | |
| 34 | 2:04.833 | 37.333 | 97 | 30.946 | 278 | 56.554 | | 102 | 2:04.902 | 37.311 | 93 | 30.869 | 278 | 56.722 | |
| 35 | 2:04.198 | 37.344 | 100 | 30.792 | 279 | 56.062 | | 103 | 2:06.768 | 37.215 | 91 | 30.851 | 278 | 58.702 | |
| 36 | 2:06.479 | 38.075 | 97 | 30.996 | 280 | 57.408 | | 104 | 2:06.719 | 38.271 | 92 | 31.634 | 277 | 56.814 | |
| 37 | 2:08.610 | 38.872 | 95 | 31.079 | 278 | 58.659 | | 105 | 2:09.586 | 37.910 | 94 | 32.875 | 275 | 58.801 | |
| 38 | 2:11.378 | 38.477 | 95 | 34.077 | 261 | 58.824 | | 106 | 2:06.014 | 37.450 | 94 | 31.027 | 280 | 57.537 | |
| 39 | 2:16.379 | 38.851 | 97 | 34.127 | 168 | 1:03.401 | | 107 | 2:18.970 | 47.293 | ***102*** | 32.858 | 281 | 58.819 | |
| 40 | 3:25.999 | 41.481 | 92 | 1:09.417 | 84 | 1:35.101 | | 108 | 2:21.873 | 39.849 | 92 | 32.579 | 264 | 1:09.445 | |
| 41 | 3:00.109 | 1:02.572 | 78 | 49.190 | 171 | 1:08.347 | | 109 | 3:32.935 | 2:04.810 | 96 | 31.313 | 280 | 56.812 | |
| 42 | 2:42.946 | 45.704 | 90 | 48.488 | 164 | 1:08.754 | | 110 | 2:09.257 | 38.490 | 94 | 31.235 | 278 | 59.532 | |
| 43 | 2:22.222 | 41.706 | 95 | 35.431 | 242 | 1:05.085 | | 111 | 2:07.296 | 38.761 | 92 | 31.333 | 280 | 57.202 | |
| 44 | 2:19.159 | 40.847 | 88 | 34.234 | 271 | 1:04.078 | | 112 | 2:07.448 | 38.838 | 94 | 31.074 | 280 | 57.536 | |
| 45 | 2:37.177 | 43.568 | 89 | 36.884 | 221 | 1:16.725 | | 113 | 2:07.180 | 38.181 | 89 | 31.373 | 280 | 57.626 | |
| 46 | 2:08.585 | 38.868 | 97 | 31.158 | 280 | 58.559 | | 114 | 2:06.982 | 38.136 | 94 | 31.012 | 278 | 57.834 | |
| 47 | 3:04.667 | 53.025 | | 43.212 | 200 | 1:28.430 | | 115 | 2:07.298 | 38.086 | 95 | 31.038 | 278 | 58.174 | |
| 48 | 12:07.688 | 10:38.903 | 94 | 31.297 | 280 | 57.488 | | 116 | 2:06.241 | 38.316 | 91 | 31.125 | 278 | 56.800 | |
| 49 | 2:08.569 | 38.160 | 98 | 31.725 | 278 | 58.684 | | 117 | 2:05.597 | 37.761 | 95 | 31.059 | 279 | 56.777 | |
| 50 | 2:09.165 | 39.318 | 98 | 32.042 | 280 | 57.805 | | 118 | 2:06.969 | 38.097 | 94 | 31.014 | 278 | 57.858 | |
| 51 | 2:07.760 | 38.442 | 97 | 32.417 | 280 | 56.901 | | 119 | 2:08.036 | 38.548 | 92 | 32.289 | 278 | 57.199 | |
| 52 | 2:10.774 | 40.447 | 93 | 31.883 | 278 | 58.444 | | 120 | 2:09.585 | 39.604 | 92 | 31.539 | 279 | 58.442 | |
| 53 | 2:11.171 | 39.810 | 76 | 33.122 | 278 | 58.239 | | 121 | 2:07.523 | 38.201 | 89 | 31.004 | 279 | 58.318 | |
| 54 | 2:09.230 | 39.725 | 94 | 31.724 | 265 | 57.781 | | 122 | 2:08.179 | 38.786 | 89 | 31.927 | 278 | 57.466 | |
| 55 | 2:20.146 | 39.346 | 94 | 31.741 | 281 | 1:09.059 | | 123 | 2:08.025 | 38.406 | | 31.087 | 277 | 58.532 | |
| 56 | 3:21.425 | 1:40.787 | 94 | 32.209 | 264 | 1:08.429 | | 124 | 2:31.749 | 43.301 | 80 | 32.847 | 275 | 1:15.601 | |
| 57 | 8:19.012 | 6:50.338 | 97 | 30.842 | 278 | 57.832 | | 125 | 5:12.400 | 3:35.800 | 97 | 33.870 | 271 | 1:02.730 | |
| 58 | 2:03.950 | 37.950 | 97 | 30.638 | 279 | 55.362 | | 126 | 2:34.891 | 39.813 | 99 | 33.087 | 272 | 1:21.991 | |
| 59 | 2:03.786 | 37.109 | 97 | 30.762 | 280 | 55.915 | | 127 | 6:49.014 | 5:16.208 | 93 | 32.722 | 274 | 1:00.084 | |
| 60 | 2:02.928 | 36.998 | 95 | 30.394 | 278 | 55.536 | | 128 | 2:11.224 | 39.068 | 97 | 33.244 | 276 | 58.912 | |
| 61 | 2:03.096 | 36.893 | 96 | 30.389 | 279 | 55.814 | | 129 | 2:09.224 | 38.449 | 97 | 31.825 | 278 | 58.950 | |
| 62 | 2:04.030 | 37.563 | 98 | 30.534 | 279 | 55.933 | | 130 | 2:07.193 | 37.978 | 97 | 31.578 | 279 | 57.637 | |
| 63 | ***2:02.713*** | 37.455 | 97 | 30.559 | 279 | ***54.699*** | | 131 | 2:09.892 | 38.369 | 92 | 31.515 | 272 | 1:00.008 | |
| 64 | 2:04.435 | 36.999 | 95 | 31.244 | 278 | 56.192 | | 132 | 2:08.332 | 38.712 | 95 | 31.458 | 278 | 58.162 | |
| 65 | 2:02.913 | 37.231 | 98 | 30.380 | 280 | 55.302 | | 133 | 2:08.396 | 38.950 | 96 | 31.384 | 278 | 58.062 | |
| 66 | 2:49.482 | 37.077 | 94 | ***30.353*** | 278 | 1:42.052 | | 134 | 2:10.222 | 38.405 | 96 | 31.955 | 278 | 59.862 | |
| 67 | 7:29.254 | 6:00.923 | 94 | 31.759 | 279 | 56.572 | | 135 | 2:09.186 | 39.047 | 95 | 31.642 | 278 | 58.497 | |
| 68 | 2:07.560 | 38.922 | 93 | 31.479 | 279 | 57.159 | | 136 | 3:47.989 | 38.248 | 92 | 31.997 | 278 | 2:37.744 | |

**333** Salikhov, RUS/ Seefried, DEU/ Siedler, AUT , **theoretical besttime: 1:42.174**

| | | | | | | |
|---|---|---|---|---|---|---|
| 1 | 3:41.996 | 40.194 | 99 | 55.867 | 80 | 2:05.935 |

# Blancpain Endurance Series

## Lap analysis Race

Provisional

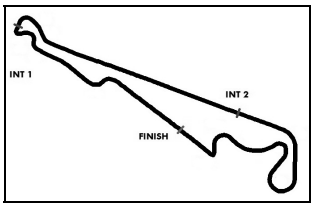


Circuit Paul Ricard Short, Length: 5791 m
Air temperature: 19.6°C
Track temperature: 20.3°C
Weather condition: Dry

Saturday 20.6.2015 17:00

## Lap analysis: Race

**888** Ratcliffe, GBR/ Mowle, GBR/ Osborne, GBR , **theoretical besttime: 2:00.317**

| Lap | Time | SE1 | SP1 | SE2 | SP2 | SE3 | SP3 | Lap | Time | SE1 | SP1 | SE2 | SP2 | SE3 | SP3 |
|---|---|---|---|---|---|---|---|---|---|---|---|---|---|---|---|
| 1 | 3:47.200 | 47.395 | 92 | 1:02.853 | 76 | 1:56.952 | | 31 | 2:05.478 | 38.440 | 90 | 30.805 | 271 | 56.233 | |
| 2 | 2:27.544 | 39.941 | 84 | 32.207 | 271 | 1:15.396 | | 32 | 2:02.571 | 37.055 | 94 | 30.757 | ***272*** | 54.759 | |
| 3 | 3:15.013 | 49.097 | 95 | 53.352 | 191 | 1:32.564 | | 33 | 2:03.552 | 37.570 | 98 | 30.603 | 271 | 55.379 | |
| 4 | 2:02.201 | 37.419 | 98 | 30.376 | ***272*** | 54.406 | | 34 | 2:03.325 | 37.333 | 98 | 30.533 | ***272*** | 55.459 | |
| 5 | 2:00.786 | 36.616 | 102 | 30.237 | 271 | 53.933 | | 35 | 2:03.014 | 37.441 | 96 | 30.855 | 270 | 54.718 | |
| 6 | 2:02.278 | 36.922 | ***103*** | 30.309 | 271 | 55.047 | | 36 | 2:03.553 | 37.316 | 98 | 30.723 | ***272*** | 55.514 | |
| 7 | 2:02.117 | 36.812 | 101 | 30.390 | 271 | 54.915 | | 37 | 2:02.866 | 37.402 | 96 | 30.646 | 271 | 54.818 | |
| 8 | 2:02.580 | 36.916 | 100 | 30.317 | 271 | 55.347 | | 38 | 2:16.513 | 40.732 | 93 | 35.075 | 224 | 1:00.706 | |
| 9 | 3:09.098 | 37.814 | 97 | 36.928 | 193 | 1:54.356 | | 39 | 2:33.848 | 40.652 | 90 | 47.983 | 214 | 1:05.213 | |
| 10 | 2:25.803 | 1:00.186 | 91 | 31.129 | 271 | 54.488 | | 40 | 2:13.624 | 43.397 | 93 | 33.010 | 271 | 57.217 | |
| 11 | 2:01.531 | 36.907 | 99 | 30.437 | 271 | 54.187 | | 41 | 2:11.705 | 38.568 | 95 | 32.138 | 271 | 1:00.999 | |
| 12 | ***2:00.445*** | ***36.559*** | 100 | 30.238 | 271 | 53.648 | | 42 | 2:55.246 | 1:01.967 | 85 | 53.091 | 207 | 1:00.188 | |
| 13 | 2:01.507 | 37.010 | 94 | 30.290 | 271 | 54.207 | | 43 | 3:47.987 | 49.929 | 96 | 57.127 | 242 | 2:00.931 | |
| 14 | 2:02.166 | 36.637 | 99 | 30.398 | 271 | 55.131 | | 44 | 3:15.546 | 1:40.180 | 89 | 37.442 | 234 | 57.924 | |
| 15 | 2:01.366 | 37.310 | 97 | 30.479 | 271 | ***53.577*** | | 45 | 2:33.343 | 41.176 | 99 | 37.479 | 235 | 1:14.688 | |
| 16 | 2:01.658 | 36.849 | 97 | 30.384 | 271 | 54.425 | | 46 | 2:02.577 | 37.181 | 99 | 30.431 | 271 | 54.965 | |
| 17 | 2:02.248 | 36.627 | 99 | 30.531 | 271 | 55.090 | | 47 | 2:16.654 | 50.674 | 82 | 31.008 | ***272*** | 54.972 | |
| 18 | 2:01.426 | 36.845 | 99 | 30.592 | ***272*** | 53.989 | | 48 | 2:01.642 | 36.929 | 99 | 30.581 | 271 | 54.132 | |
| 19 | 2:03.113 | 36.939 | 100 | 30.343 | 271 | 55.831 | | 49 | 2:01.912 | 36.644 | 98 | 30.359 | 271 | 54.909 | |
| 20 | 2:01.993 | 37.590 | 98 | 30.379 | 271 | 54.024 | | 50 | 2:02.409 | 37.575 | 101 | 30.453 | 271 | 54.381 | |
| 21 | 2:00.889 | 36.915 | 97 | 30.214 | ***272*** | 53.760 | | 51 | 2:02.859 | 37.207 | 97 | 30.495 | 271 | 55.157 | |
| 22 | 2:01.259 | 36.835 | 97 | ***30.181*** | 271 | 54.243 | | 52 | 2:04.054 | 37.818 | 97 | 30.584 | 271 | 55.652 | |
| 23 | 2:01.259 | 36.677 | 94 | 30.843 | 270 | 53.739 | | 53 | 2:03.889 | 37.528 | 98 | 30.526 | 271 | 55.835 | |
| 24 | 2:01.404 | 37.023 | 97 | 30.503 | 271 | 53.878 | | 54 | 2:02.829 | 36.923 | 97 | 30.426 | 271 | 55.480 | |
| 25 | 2:02.789 | 36.995 | 96 | 30.378 | 271 | 55.416 | | 55 | 2:03.167 | 37.303 | 98 | 30.518 | 271 | 55.346 | |
| 26 | 2:03.191 | 38.205 | 96 | 30.567 | 271 | 54.419 | | 56 | 11:18.088 | 36.901 | 98 | 30.647 | 271 | 10:10.540 | |
| 27 | 2:02.565 | 37.208 | 99 | 30.372 | 271 | 54.985 | | 57 | 2:26.625 | 1:00.634 | 95 | 31.428 | 271 | 54.563 | |
| 28 | 2:02.666 | 37.143 | 98 | 30.649 | 271 | 54.874 | | 58 | 2:03.094 | 37.783 | 99 | 30.956 | 271 | 54.355 | |
| 29 | 3:26.156 | 38.185 | 96 | 30.684 | 271 | 2:17.287 | | | | | | | | | |
| 30 | 2:24.227 | 57.078 | 101 | 30.507 | 271 | 56.642 | | | | | | | | | |

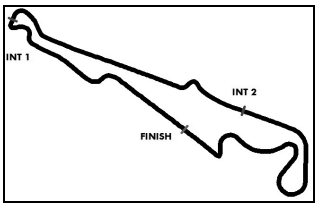


# Lamborghini Blancpain Super Trofeo

## Result List Qualifying 1

**Provisional**

**Circuit Paul Ricard, Length: 5842 m**
**Air temperature: 24.1°C**
**Track temperature: 23.1°C**
**Weather condition: Dry**

**Saturday 20.6.2015 09:15**

**started : 34 classified : 32 not classified : 2**

| | | Cl. | Drivers | Team | Car | Lap | Best Time | Gap | Diff | Kph | Day Time |
|---|---|---|---|---|---|---|---|---|---|---|---|
| **1** | 5 | PRO | D.Zampieri/R.Mavlanov | Antonelli Motorsport | Lamborghini Huracan | 5 | **2:05.349** | | | 167,8 | 9:26:09 |
| **2** | 32 | PRO | P.Kujala | Bonaldi Motorsport | Lamborghini Huracan | 3 | **2:06.127** | 0.778 | 0.778 | 166,7 | 9:24:01 |
| **3** | 87 | PAM | M.Stepanov/H.Schlegelmilch | Artline Team Georgia | Lamborghini Huracan | 4 | **2:06.706** | 1.357 | 0.579 | 166,0 | 9:25:57 |
| **4** | 9 | PRO | E.Liberati/P.Niederhauser | Raton Racing | Lamborghini Huracan | 4 | **2:06.896** | 1.547 | 0.190 | 165,7 | 9:27:18 |
| **5** | 6 | PRO | A.Cerqui/G.Barri | Imperiale Racing | Lamborghini Huracan | 3 | **2:07.015** | 1.666 | 0.119 | 165,6 | 9:24:33 |
| **6** | 4 | PAM | I.Tutumlu/J.Anttila | Leipert Motorsport | Lamborghini Huracan | 3 | **2:07.162** | 1.813 | 0.147 | 165,4 | 9:23:44 |
| **7** | 90 | PRO | A.Di Folco | Raton Racing | Lamborghini Huracan | 3 | **2:07.188** | 1.839 | 0.026 | 165,4 | 9:24:14 |
| **8** | 96 | PAM | R.Giannoni/M.Pavlovic | Automobile Tricolore | Lamborghini Huracan | 5 | **2:07.218** | 1.869 | 0.030 | 165,3 | 9:27:13 |
| **9** | 26 | PRO | S.Campana/F.Crestani | Team Lazarus | Lamborghini Huracan | 4 | **2:07.409** | 2.060 | 0.191 | 165,1 | 9:24:13 |
| **10** | 15 | PAM | L.Spinelli/M.Moscato | Antonelli Motorsport | Lamborghini Huracan | 4 | **2:07.685** | 2.336 | 0.276 | 164,7 | 9:24:53 |
| **11** | 16 | PRO | S.Michimi/K.Cozzolino | Vincenzo Sospiri Racing | Lamborghini Huracan | 5 | **2:07.997** | 2.648 | 0.312 | 164,3 | 9:26:28 |
| **12** | 2 | PAM | M.Eskelinen/K.Snoeks | Leipert Motorsport | Lamborghini Huracan | 7 | **2:08.094** | 2.745 | 0.097 | 164,2 | 9:35:45 |
| **13** | 31 | PAM | S.Pellegrinelli | Imperiale Racing | Lamborghini Huracan | 4 | **2:08.345** | 2.996 | 0.251 | 163,9 | 9:25:02 |
| **14** | 10 | PAM | A.Amstutz | Konrad Motorsport | Lamborghini Huracan | 3 | **2:08.756** | 3.407 | 0.411 | 163,3 | 9:24:21 |
| **15** | 63 | AM | C.Leimer/L.Jenny | X Bionic Racing Team | Lamborghini Huracan | 3 | **2:09.111** | 3.762 | 0.355 | 162,9 | 9:23:54 |
| **16** | 13 | AM | J.Krebs | Sportech Motorsport | Lamborghini Huracan | 6 | **2:10.043** | 4.694 | 0.932 | 161,7 | 9:35:31 |
| **17** | 11 | AM | M.Ineichen | Konrad Motorsport | Lamborghini Huracan | 4 | **2:10.387** | 5.038 | 0.344 | 161,3 | 9:26:36 |
| **18** | 78 | AM | S.Abkhazava | Artline Team Georgia | Lamborghini Huracan | 3 | **2:10.431** | 5.082 | 0.044 | 161,2 | 9:23:33 |
| **19** | 18 | PAM | O.Rae/J.Faccioni | Vincenzo Sospiri Racing | Lamborghini Huracan | 4 | **2:10.666** | 5.317 | 0.235 | 161,0 | 9:24:59 |
| **20** | 14 | AM | R.Pampanini/A.Hodel | Sportech Motorsport | Lamborghini Huracan | 3 | **2:10.900** | 5.551 | 0.234 | 160,7 | 9:24:46 |
| **21** | 99 | AM | M.Spiridonov | Kinetik Racing Team | Lamborghini Huracan | 4 | **2:12.025** | 6.676 | 1.125 | 159,3 | 9:25:13 |
| **22** | 22 | AM | E.Montez/S.Montez | Veloso Motorsport | Lamborghini Huracan | 7 | **2:12.365** | 7.016 | 0.340 | 158,9 | 9:35:43 |
| **23** | 88 | GAM | C.Lima/A.Palma | Imperiale Racing | Lamborghini Gallardo | 2 | **2:12.800** | 7.451 | 0.435 | 158,4 | 9:20:01 |
| **24** | 19 | GAM | C.Leimer | X Bionic Racing Team | Lamborghini Gallardo | 7 | **2:13.751** | 8.402 | 0.951 | 157,2 | 9:35:42 |
| **25** | 34 | GAM | A.Josephsohn/R.Vera | Bonaldi Motorsport | Lamborghini Gallardo | 3 | **2:13.790** | 8.441 | 0.039 | 157,2 | 9:23:28 |
| **26** | 74 | GAM | I.Benvenuti | Imperiale Racing | Lamborghini Gallardo | 8 | **2:13.904** | 8.555 | 0.114 | 157,1 | 9:35:51 |
| **27** | 77 | AM | M.Tullio | Tullius Racing | Lamborghini Huracan | 6 | **2:14.152** | 8.803 | 0.248 | 156,8 | 9:35:41 |
| **28** | 12 | AM | A.Krenzia | Konrad Motorsport | Lamborghini Huracan | 4 | **2:15.895** | 10.546 | 1.743 | 154,8 | 9:26:26 |
| **29** | 44 | GAM | N.Huggins | Topcats Racing | Lamborghini Gallardo | 5 | **2:15.932** | 10.583 | 0.037 | 154,7 | 9:27:07 |
| **30** | 58 | AM | C.Lenz | Sportech Motorsport | Lamborghini Huracan | 3 | **2:18.513** | 13.164 | 2.581 | 151,8 | 9:25:34 |
| **31** | 28 | AM | T.Richards | Toro Loco | Lamborghini Huracan | 4 | **2:21.028** | 15.679 | 2.515 | 149,1 | 9:25:54 |
| **32** | 69 | GAM | P.Aronson | Toro Loco | Lamborghini Gallardo | 4 | **2:22.036** | 16.687 | 1.008 | 148,1 | 9:25:32 |
| **not classified** | | | | | | | | | | | |
| | 33 | PRO | F.Spengler | Bonaldi Motorsport | Lamborghini Huracan | 2 | **2:43.043** | 37.694 | 21.007 | 129,0 | 9:26:20 |
| | 3 | PAM | J.Palmer/M.Bobbi | Bonaldi Motorsport | Lamborghini Huracan | 2 | **2:56.635** | 51.286 | 13.592 | 119,1 | 9:26:06 |

***Qualifying Time: 2:42.953*** ***Percent: 130%***

Publications Time: Race Director: Time Keeping:

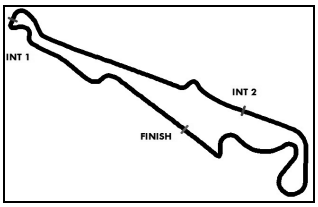


# Lamborghini Blancpain Super Trofeo

## Result List Qualifying 2

**Provisional**

**Circuit Paul Ricard, Length: 5842 m**
**Air temperature: 24.9°C**
**Track temperature: 24.3°C**
**Weather condition: Dry**

**Saturday 20.6.2015 09:35**

**started : 34 classified : 34 not classified : 0**

| | | Cl. | Drivers | Team | Car | Lap | Best Time | Gap | Diff | Kph | Day Time |
|---|---|---|---|---|---|---|---|---|---|---|---|
| **1** | 32 | PRO | P.Kujala | Bonaldi Motorsport | Lamborghini Huracan | 3 | **2:06.468** | | | 166,3 | 9:48:17 |
| **2** | 5 | PRO | D.Zampieri/R.Mavlanov | Antonelli Motorsport | Lamborghini Huracan | 6 | **2:07.166** | 0.698 | 0.698 | 165,4 | 9:53:08 |
| **3** | 90 | PRO | A.Di Folco | Raton Racing | Lamborghini Huracan | 2 | **2:07.190** | 0.722 | 0.024 | 165,4 | 9:45:40 |
| **4** | 3 | PAM | J.Palmer/M.Bobbi | Bonaldi Motorsport | Lamborghini Huracan | 5 | **2:07.355** | 0.887 | 0.165 | 165,1 | 9:52:49 |
| **5** | 9 | PRO | E.Liberati/P.Niederhauser | Raton Racing | Lamborghini Huracan | 3 | **2:07.388** | 0.920 | 0.033 | 165,1 | 9:48:04 |
| **6** | 15 | PAM | L.Spinelli/M.Moscato | Antonelli Motorsport | Lamborghini Huracan | 4 | **2:07.579** | 1.111 | 0.191 | 164,8 | 9:48:32 |
| **7** | 33 | PRO | F.Spengler | Bonaldi Motorsport | Lamborghini Huracan | 4 | **2:07.931** | 1.463 | 0.352 | 164,4 | 9:49:41 |
| **8** | 16 | PRO | S.Michimi/K.Cozzolino | Vincenzo Sospiri Racing | Lamborghini Huracan | 2 | **2:08.156** | 1.688 | 0.225 | 164,1 | 9:45:59 |
| **9** | 4 | PAM | I.Tutumlu/J.Anttila | Leipert Motorsport | Lamborghini Huracan | 6 | **2:08.167** | 1.699 | 0.011 | 164,1 | 9:53:20 |
| **10** | 26 | PRO | S.Campana/F.Crestani | Team Lazarus | Lamborghini Huracan | 5 | **2:08.303** | 1.835 | 0.136 | 163,9 | 9:50:07 |
| **11** | 6 | PRO | A.Cerqui/G.Barri | Imperiale Racing | Lamborghini Huracan | 2 | **2:08.396** | 1.928 | 0.093 | 163,8 | 9:47:17 |
| **12** | 63 | AM | C.Leimer/L.Jenny | X Bionic Racing Team | Lamborghini Huracan | 2 | **2:08.474** | 2.006 | 0.078 | 163,7 | 9:46:14 |
| **13** | 18 | PAM | O.Rae/J.Faccioni | Vincenzo Sospiri Racing | Lamborghini Huracan | 3 | **2:08.553** | 2.085 | 0.079 | 163,6 | 9:46:34 |
| **14** | 31 | PAM | S.Pellegrinelli | Imperiale Racing | Lamborghini Huracan | 3 | **2:09.243** | 2.775 | 0.690 | 162,7 | 9:49:30 |
| **15** | 10 | PAM | A.Amstutz | Konrad Motorsport | Lamborghini Huracan | 5 | **2:09.298** | 2.830 | 0.055 | 162,7 | 9:52:24 |
| **16** | 2 | PAM | M.Eskelinen/K.Snoeks | Leipert Motorsport | Lamborghini Huracan | 6 | **2:09.414** | 2.946 | 0.116 | 162,5 | 9:53:33 |
| **17** | 96 | PAM | R.Giannoni/M.Pavlovic | Automobile Tricolore | Lamborghini Huracan | 6 | **2:10.772** | 4.304 | 1.358 | 160,8 | 9:54:27 |
| **18** | 11 | AM | M.Ineichen | Konrad Motorsport | Lamborghini Huracan | 5 | **2:10.893** | 4.425 | 0.121 | 160,7 | 9:52:24 |
| **19** | 78 | AM | S.Abkhazava | Artline Team Georgia | Lamborghini Huracan | 3 | **2:10.972** | 4.504 | 0.079 | 160,6 | 9:48:08 |
| **20** | 13 | AM | J.Krebs | Sportech Motorsport | Lamborghini Huracan | 4 | **2:11.108** | 4.640 | 0.136 | 160,4 | 9:49:03 |
| **21** | 12 | AM | A.Krenzia | Konrad Motorsport | Lamborghini Huracan | 4 | **2:11.605** | 5.137 | 0.497 | 159,8 | 9:49:36 |
| **22** | 22 | AM | E.Montez/S.Montez | Veloso Motorsport | Lamborghini Huracan | 6 | **2:11.630** | 5.162 | 0.025 | 159,8 | 9:54:30 |
| **23** | 99 | AM | M.Spiridonov | Kinetik Racing Team | Lamborghini Huracan | 3 | **2:12.227** | 5.759 | 0.597 | 159,1 | 9:45:46 |
| **24** | 87 | PAM | M.Stepanov/H.Schlegelmilch | Artline Team Georgia | Lamborghini Huracan | 5 | **2:12.288** | 5.820 | 0.061 | 159,0 | 9:51:48 |
| **25** | 14 | AM | R.Pampanini/A.Hodel | Sportech Motorsport | Lamborghini Huracan | 2 | **2:12.490** | 6.022 | 0.202 | 158,7 | 9:44:30 |
| **26** | 19 | GAM | C.Leimer | X Bionic Racing Team | Lamborghini Gallardo | 5 | **2:13.651** | 7.183 | 1.161 | 157,4 | 9:55:26 |
| **27** | 74 | GAM | I.Benvenuti | Imperiale Racing | Lamborghini Gallardo | 2 | **2:13.814** | 7.346 | 0.163 | 157,2 | 9:45:34 |
| **28** | 34 | GAM | A.Josephsohn/R.Vera | Bonaldi Motorsport | Lamborghini Gallardo | 4 | **2:14.088** | 7.620 | 0.274 | 156,8 | 9:49:22 |
| **29** | 77 | AM | M.Tullio | Tullius Racing | Lamborghini Huracan | 3 | **2:14.618** | 8.150 | 0.530 | 156,2 | 9:47:10 |
| **30** | 44 | GAM | N.Huggins | Topcats Racing | Lamborghini Gallardo | 5 | **2:15.178** | 8.710 | 0.560 | 155,6 | 9:51:25 |
| **31** | 28 | AM | T.Richards | Toro Loco | Lamborghini Huracan | 6 | **2:15.874** | 9.406 | 0.696 | 154,8 | 9:53:17 |
| **32** | 58 | AM | C.Lenz | Sportech Motorsport | Lamborghini Huracan | 6 | **2:17.467** | 10.999 | 1.593 | 153,0 | 9:54:54 |
| **33** | 88 | GAM | C.Lima/A.Palma | Imperiale Racing | Lamborghini Gallardo | 5 | **2:21.761** | 15.293 | 4.294 | 148,4 | 9:51:54 |
| **34** | 69 | GAM | P.Aronson | Toro Loco | Lamborghini Gallardo | 5 | **2:22.372** | 15.904 | 0.611 | 147,7 | 9:51:43 |

***Qualifying Time: 2:44.408*** ***Percent: 130%***

Publications Time: Race Director: Time Keeping:

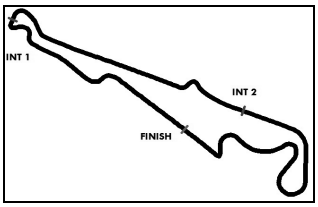


# Lamborghini Blancpain Super Trofeo

## Result List Race 1

**Official**

**Circuit Paul Ricard, Length: 5842 m**
**Air temperature: 26.6°C**
**Track temperature: 35.1°C**
**Weather condition: Dry**

PAUL RICARD 2015

**Saturday 20.6.2015 14:30**

**started : 34 classified : 31 not classified : 3**

| | | Cl. | Drivers | Team | Car | Laps | Total Time | Gap | Kph | Lap | Time | Kph |
|---|---|---|---|---|---|---|---|---|---|---|---|---|
| 1 | 32 | PRO | **P.Kujala** | Bonaldi Motorsport | Lamborghini Huracan | 21 | **51:50.643** | | 142,0 | 3 | 2:06.920 | 165,7 |
| 2 | 6 | PRO | A.Cerqui/**G.Barri** | Imperiale Racing | Lamborghini Huracan | 21 | **51:52.482** | 1.839 | 141,9 | 12 | 2:07.793 | 164,6 |
| 3 | 9 | PRO | E.Liberati/**P.Niederhauser** | Raton Racing | Lamborghini Huracan | 21 | **52:04.849** | 14.206 | 141,3 | 3 | 2:07.274 | 165,2 |
| 4 | 5 | PRO | **D.Zampieri**/R.Mavlanov | Antonelli Motorsport | Lamborghini Huracan | 21 | **52:19.938** | 29.295 | 140,7 | 3 | 2:06.058 | 166,8 |
| 5 | 10 | PAM | **A.Amstutz** | Konrad Motorsport | Lamborghini Huracan | 21 | **52:24.068** | 33.425 | 140,5 | 3 | 2:08.975 | 163,1 |
| 6 | 26 | PRO | **S.Campana**/F.Crestani | Team Lazarus | Lamborghini Huracan | 21 | **52:24.935** | 34.292 | 140,4 | 2 | 2:08.585 | 163,6 |
| 7 | 4 | PRO | I.Tutumlu/**J.Anttila** | Leipert Motorsport | Lamborghini Huracan | 21 | **52:31.531** | 40.888 | 140,1 | 2 | 2:08.378 | 163,8 |
| 8 | 16 | PRO | **S.Michimi**/K.Cozzolino | Vincenzo Sospiri Racing | Lamborghini Huracan | 21 | **52:33.517** | 42.874 | 140,1 | 14 | 2:08.446 | 163,7 |
| 9 | 2 | PAM | M.Eskelinen/**K.Snoeks** | Leipert Motorsport | Lamborghini Huracan | 21 | **52:35.985** | 45.342 | 139,9 | 5 | 2:08.960 | 163,1 |
| 10 | 13 | AM | **J.Krebs** | Sportech Motorsport | Lamborghini Huracan | 21 | **52:40.773** | 50.130 | 139,7 | 15 | 2:10.684 | 160,9 |
| 11 | 18 | PAM | **O.Rae**/J.Faccioni | Vincenzo Sospiri Racing | Lamborghini Huracan | 21 | **52:48.853** | 58.210 | 139,4 | 11 | 2:09.808 | 162,0 |
| 12 | 15 | PAM | L.Spinelli/**M.Moscato** | Antonelli Motorsport | Lamborghini Huracan | 21 | **52:51.729** | 1:01.086 | 139,2 | 3 | 2:08.855 | 163,2 |
| 13 | 96 | PAM | R.Giannoni/**M.Pavlovic** | Automobile Tricolore | Lamborghini Huracan | 21 | **53:02.534** | 1:11.891 | 138,8 | 2 | 2:08.941 | 163,1 |
| 14 | 63 | AM | **C.Leimer**/L.Jenny | X Bionic Racing Team | Lamborghini Huracan | 21 | **53:02.892** | 1:12.249 | 138,8 | 2 | 2:11.494 | 159,9 |
| 15 | 12 | AM | **A.Krenzia** | Konrad Motorsport | Lamborghini Huracan | 21 | **53:10.928** | 1:20.285 | 138,4 | 12 | 2:12.431 | 158,8 |
| 16 | 31 | PAM | **S.Pellegrinelli** | Imperiale Racing | Lamborghini Huracan | 21 | **53:11.264** | 1:20.621 | 138,4 | 3 | 2:09.450 | 162,5 |
| 17 | 99 | AM | **M.Spiridonov** | Kinetik Racing Team | Lamborghini Huracan | 21 | **53:11.308** | 1:20.665 | 138,4 | 9 | 2:11.316 | 160,2 |
| 18 | 11 | AM | **M.Ineichen** | Konrad Motorsport | Lamborghini Huracan | 21 | **53:11.592** | 1:20.949 | 138,4 | 2 | 2:11.704 | 159,7 |
| 19 | 22 | AM | **E.Montez**/S.Montez | Veloso Motorsport | Lamborghini Huracan | 21 | **53:13.613** | 1:22.970 | 138,3 | 3 | 2:11.469 | 160,0 |
| 20 | 33 | PRO | **F.Spengler** | Bonaldi Motorsport | Lamborghini Huracan | 21 | **53:29.507** | 1:38.864 | 137,6 | 10 | 2:09.888 | 161,9 |
| 21 | 88 | GAM | C.Lima/**A.Palma** | Imperiale Racing | Lamborghini Gallardo | 21 | **53:31.373** | 1:40.730 | 137,5 | 12 | 2:12.549 | 158,7 |
| 22 | 78 | AM | **S.Abkhazava** | Artline Team Georgia | Lamborghini Huracan | 21 | **53:33.051** | 1:42.408 | 137,5 | 2 | 2:12.020 | 159,3 |
| 23 | 87 | PAM | M.Stepanov/**H.Schlegelmilch** | Artline Team Georgia | Lamborghini Huracan | 21 | **53:40.053** | 1:49.410 | 137,2 | 2 | 2:08.890 | 163,2 |
| 24 | 19 | GAM | **C.Leimer** | X Bionic Racing Team | Lamborghini Gallardo | 21 | **53:52.288** | 2:01.645 | 136,6 | 11 | 2:15.446 | 155,3 |
| 25 | 14 | AM | R.Pampanini/**A.Hodel** | Sportech Motorsport | Lamborghini Huracan | 21 | **54:03.561** | 2:12.918 | 136,2 | 2 | 2:11.675 | 159,7 |
| 26 | 74 | GAM | **I.Benvenuti** | Imperiale Racing | Lamborghini Gallardo | 21 | **54:05.743** | 2:15.100 | 136,1 | 9 | 2:15.988 | 154,7 |
| 27 | 58 | AM | **C.Lenz** | Sportech Motorsport | Lamborghini Huracan | 21 | **54:47.782** | 2:57.139 | 134,3 | 14 | 2:14.843 | 156,0 |
| 28 | 44 | GAM | **N.Huggins** | Topcats Racing | Lamborghini Gallardo | 20 | **51:51.911** | 1 LAP | 135,2 | 3 | 2:15.545 | 155,2 |
| 29 | 28 | AM | **T.Richards** | Toro Loco | Lamborghini Huracan | 20 | **52:42.376** | 1 LAP | 133,0 | 11 | 2:16.466 | 154,1 |
| 30 | 69 | GAM | **P.Aronson** | Toro Loco | Lamborghini Gallardo | 20 | **53:43.583** | 1 LAP | 130,5 | 13 | 2:24.419 | 145,6 |
| 31 | 77 | AM | **M.Tullio** | Tullius Racing | Lamborghini Huracan | 16 | **45:12.834** | 5LAPS | 124,0 | 3 | 2:15.119 | 155,6 |
| **not classified** | | | | | | | | | | | | |
| | 90 | PRO | **A.Di Folco** | Raton Racing | Lamborghini Huracan | 3 | **6:33.319** | 18LAPS | 160,4 | 2 | 2:08.663 | 163,5 |
| | 34 | GAM | **A.Josephsohn**/R.Vera | Bonaldi Motorsport | Lamborghini Gallardo | 3 | **7:00.298** | 18LAPS | 150,1 | 2 | 2:14.923 | 155,9 |
| | 3 | PAM | **J.Palmer**/M.Bobbi | Bonaldi Motorsport | Lamborghini Huracan | 3 | **7:02.569** | 18LAPS | 149,3 | 3 | 2:15.193 | 155,6 |

***Fastest lap of the race. Car 5 driver Zampieri on lap 3. Time 2:06.058, average speed 166,8 km/h.***

**Following stewards decision no. 2 - 30s penalty for the car no. 31**

**Following stewards decision no. 3 - 30s penalty for the car no. 87**

**Following stewards decision no. 4 - 30s penalty for the car no. 16**

Steward: Steward: Steward:

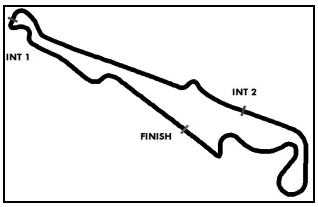


# Lamborghini Blancpain Super Trofeo

## Result List Race 2

**Official**

**Circuit Paul Ricard, Length: 5842 m**
**Air temperature: 27.2°C**
**Track temperature: 40.1°C**
**Weather condition: Dry**

**Sunday 21.6.2015 10:50**

**started : 32** **classified : 28** **not classified : 4**

| | | Cl. | Drivers | Team | Car | Laps | Total Time | Gap | Kph | Lap | Time | Kph |
|---|---|---|---|---|---|---|---|---|---|---|---|---|
| **1** | 5 | PRO | **D.Zampieri**/R.Mavlanov | Antonelli Motorsport | Lamborghini Huracan | 21 | **51:35.208** | | 142,7 | 6 | 2:06.910 | 165,7 |
| **2** | 16 | PRO | **S.Michimi**/K.Cozzolino | Vincenzo Sospiri Racing | Lamborghini Huracan | 21 | **51:51.131** | 15.923 | 142,0 | 7 | 2:07.057 | 165,5 |
| **3** | 26 | PRO | **S.Campana**/F.Crestani | Team Lazarus | Lamborghini Huracan | 21 | **51:59.167** | 23.959 | 141,6 | 6 | 2:08.330 | 163,9 |
| **4** | 96 | PAM | R.Giannoni/**M.Pavlovic** | Automobile Tricolore | Lamborghini Huracan | 21 | **52:05.759** | 30.551 | 141,3 | 11 | 2:08.004 | 164,3 |
| **5** | 2 | PAM | M.Eskelinen/**K.Snoeks** | Leipert Motorsport | Lamborghini Huracan | 21 | **52:07.226** | 32.018 | 141,2 | 14 | 2:07.319 | 165,2 |
| **6** | 33 | PRO | **F.Spengler** | Bonaldi Motorsport | Lamborghini Huracan | 21 | **52:12.041** | 36.833 | 141,0 | 17 | 2:08.120 | 164,2 |
| **7** | 15 | PAM | **L.Spinelli**/M.Moscato | Antonelli Motorsport | Lamborghini Huracan | 21 | **52:13.157** | 37.949 | 141,0 | 6 | 2:07.315 | 165,2 |
| **8** | 18 | PAM | **O.Rae**/J.Faccioni | Vincenzo Sospiri Racing | Lamborghini Huracan | 21 | **52:26.103** | 50.895 | 140,4 | 11 | 2:09.464 | 162,4 |
| **9** | 9 | PRO | E.Liberati/**P.Niederhauser** | Raton Racing | Lamborghini Huracan | 21 | **52:27.029** | 51.821 | 140,3 | 18 | 2:07.985 | 164,3 |
| **10** | 90 | PRO | **A.Di Folco** | Raton Racing | Lamborghini Huracan | 21 | **52:35.273** | 1:00.065 | 140,0 | 9 | 2:08.027 | 164,3 |
| **11** | 63 | AM | **C.Leimer**/L.Jenny | X Bionic Racing Team | Lamborghini Huracan | 21 | **52:50.135** | 1:14.927 | 139,3 | 4 | 2:09.671 | 162,2 |
| **12** | 11 | AM | **M.Ineichen** | Konrad Motorsport | Lamborghini Huracan | 21 | **52:56.396** | 1:21.188 | 139,0 | 5 | 2:10.776 | 160,8 |
| **13** | 13 | AM | **J.Krebs** | Sportech Motorsport | Lamborghini Huracan | 21 | **52:56.936** | 1:21.728 | 139,0 | 10 | 2:11.187 | 160,3 |
| **14** | 78 | AM | **S.Abkhazava** | Artline Team Georgia | Lamborghini Huracan | 21 | **53:12.591** | 1:37.383 | 138,3 | 4 | 2:10.494 | 161,2 |
| **15** | 14 | AM | R.Pampanini/**A.Hodel** | Sportech Motorsport | Lamborghini Huracan | 21 | **53:12.938** | 1:37.730 | 138,3 | 20 | 2:11.052 | 160,5 |
| **16** | 99 | AM | **M.Spiridonov** | Kinetik Racing Team | Lamborghini Huracan | 21 | **53:13.386** | 1:38.178 | 138,3 | 6 | 2:10.949 | 160,6 |
| **17** | 12 | AM | **A.Krenzia** | Konrad Motorsport | Lamborghini Huracan | 21 | **53:15.607** | 1:40.399 | 138,2 | 7 | 2:10.455 | 161,2 |
| **18** | 22 | AM | E.Montez/**S.Montez** | Veloso Motorsport | Lamborghini Huracan | 21 | **53:29.370** | 1:54.162 | 137,6 | 5 | 2:10.776 | 160,8 |
| **19** | 4 | PRO | **I.Tutumlu**/J.Anttila | Leipert Motorsport | Lamborghini Huracan | 20 | **49:47.401** | 1 LAP | 140,8 | 7 | 2:07.850 | 164,5 |
| **20** | 88 | GAM | C.Lima/**A.Palma** | Imperiale Racing | Lamborghini Gallardo | 20 | **51:50.208** | 1 LAP | 135,2 | 13 | 2:11.989 | 159,3 |
| **21** | 58 | AM | **C.Lenz** | Sportech Motorsport | Lamborghini Huracan | 20 | **51:57.456** | 1 LAP | 134,9 | 6 | 2:14.107 | 156,8 |
| **22** | 44 | GAM | **N.Huggins** | Topcats Racing | Lamborghini Gallardo | 20 | **52:03.946** | 1 LAP | 134,6 | 6 | 2:15.020 | 155,8 |
| **23** | 74 | GAM | **I.Benvenuti** | Imperiale Racing | Lamborghini Gallardo | 20 | **52:05.291** | 1 LAP | 134,6 | 15 | 2:14.554 | 156,3 |
| **24** | 32 | PRO | **P.Kujala** | Bonaldi Motorsport | Lamborghini Huracan | 20 | **52:16.621** | 1 LAP | 134,1 | 10 | 2:07.152 | 165,4 |
| **25** | 19 | GAM | **C.Leimer** | X Bionic Racing Team | Lamborghini Gallardo | 20 | **52:25.167** | 1 LAP | 133,7 | 9 | 2:14.644 | 156,2 |
| **26** | 77 | AM | **M.Tullio** | Tullius Racing | Lamborghini Huracan | 20 | **52:38.019** | 1 LAP | 133,2 | 9 | 2:11.653 | 159,7 |
| **27** | 69 | GAM | **P.Aronson** | Toro Loco | Lamborghini Gallardo | 19 | **52:18.023** | 2LAPS | 127,3 | 16 | 2:21.642 | 148,5 |
| **28** | 28 | AM | **T.Richards** | Toro Loco | Lamborghini Huracan | 19 | **52:41.755** | 2LAPS | 126,4 | 12 | 2:16.387 | 154,2 |
| **not classified** | | | | | | | | | | | | |
| | 10 | PAM | **A.Amstutz** | Konrad Motorsport | Lamborghini Huracan | 12 | **33:06.988** | 9LAPS | 127,0 | 6 | 2:08.756 | 163,3 |
| | 6 | PRO | A.Cerqui/G.Barri | Imperiale Racing | Lamborghini Huracan | 1 | **3:19.219** | 20LAPS | | | | |
| | 31 | PAM | S.Pellegrinelli | Imperiale Racing | Lamborghini Huracan | | | | | | | |
| | 87 | PAM | M.Stepanov/H.Schlegelmilch | Artline Team Georgia | Lamborghini Huracan | | | | | | | |

***Fastest lap of the race. Car 5 driver Zampieri on lap 6. Time 2:06.910, average speed 165,7 km/h.***

Steward: Steward: Steward:

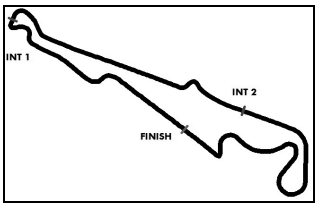


# GT Sports Club

## Result List Free Practice

**Provisional**

**Circuit Paul Ricard, Length: 5842 m**
**Air temperature: 26.8°C**
**Track temperature: 31.2°C**
**Weather condition: Dry**

PAUL RICARD 2015

**Saturday 20.6.2015 13:20**

**started : 20 classified : 20 not classified : 0**

| | | Cl. | Drivers | Team | Car | Lap | Best Time | Gap | Diff | Kph | Day Time |
|---|---|---|---|---|---|---|---|---|---|---|---|
| **1** | 35 | OVA | **S.Pezzuchi** | Krypton Motorsport | Porsche 997 GT3 R | 15 | **2:09.515** | | | 162,4 | 14:01:00 |
| **2** | 48 | IRO | **M.Lanting** | AF Corse | Ferrari 458 Italia GTE | 15 | **2:10.709** | 1.194 | 1.194 | 160,9 | 13:58:31 |
| **3** | 8 | OVA | **C.Mezard** | Scuderia Villorba Corse | Ferrari 458 Italia | 9 | **2:10.775** | 1.260 | 0.066 | 160,8 | 13:44:09 |
| **4** | 21 | OVA | C.Gosselin | TDS Racing | BMW Z4 | 8 | **2:11.625** | 2.110 | 0.850 | 159,8 | 13:38:34 |
| **5** | 52 | OVA | **M.Cordoni** | AF Corse | Ferrari 458 Italia | 6 | **2:11.713** | 2.198 | 0.088 | 159,7 | 13:38:32 |
| **6** | 34 | OVA | R.Berville | Pro GT by Almeras | Porsche 997 GT3 R | 10 | **2:11.815** | 2.300 | 0.102 | 159,6 | 13:57:35 |
| **7** | 56 | OVA | J.Häring | Attempto Racing | Porsche 997 GT3 R | 14 | **2:11.840** | 2.325 | 0.025 | 159,5 | 13:58:35 |
| **8** | 23 | OVA | M.Bianchi | Kessel Racing | Ferrari 458 Italia | 13 | **2:12.152** | 2.637 | 0.312 | 159,1 | 13:53:48 |
| **9** | 55 | OVA | N.Freidina | Attempto Racing | McLaren 650 S GT3 | 13 | **2:13.821** | 4.306 | 1.669 | 157,2 | 13:54:00 |
| **10** | 37 | OVA | **M.Blanchemain** | Sainteloc Racing | Audi R8 LMS Ultra | 12 | **2:13.979** | 4.464 | 0.158 | 157,0 | 13:54:53 |
| **11** | 9 | IRO | G.Balthazard | Akka ASP | Ferrari 458 Italia | 14 | **2:13.994** | 4.479 | 0.015 | 157,0 | 14:00:29 |
| **12** | 12 | OVA | **J.Baert** | WRT Racing | Audi R8 LMS Ultra | 9 | **2:14.157** | 4.642 | 0.163 | 156,8 | 13:43:21 |
| **13** | 42 | OVA | **P.van Glabeke** | AF Corse | Ferrari 458 Italia | 10 | **2:14.381** | 4.866 | 0.224 | 156,5 | 13:43:35 |
| **14** | 76 | OVA | N.Pronk | Kox Racing | McLaren 650 S GT3 | 5 | **2:14.586** | 5.071 | 0.205 | 156,3 | 13:34:55 |
| **15** | 95 | OVA | **T.Verstraete** | NSC Motorsports | Lamborghini Gallardo GT | 14 | **2:15.655** | 6.140 | 1.069 | 155,0 | 13:58:55 |
| **16** | 6 | OVA | S.Ratel | SRO Race Centre | Aston Martin GT3 | 4 | **2:16.206** | 6.691 | 0.551 | 154,4 | 13:30:01 |
| **17** | 57 | OVA | **W.de Pundert** | HTP Motorsport | Mercedes 197 SLS AMG | 13 | **2:16.914** | 7.399 | 0.708 | 153,6 | 13:57:30 |
| **18** | 53 | IRO | **L.Soenen** | AF Corse | Ferrari 458 Italia | 6 | **2:18.415** | 8.900 | 1.501 | 151,9 | 13:43:41 |
| **19** | 7 | OVA | M.Mhitarian | SRO Race Centre | Aston Martin GT3 | 7 | **2:19.108** | 9.593 | 0.693 | 151,2 | 13:40:19 |
| **20** | 54 | IRO | **M.Luzich** | AF Corse | Ferrari 458 Italia | 15 | **2:20.504** | 10.989 | 1.396 | 149,7 | 13:59:07 |

Publications Time: Race Director: Time Keeping:

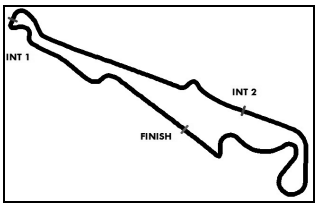


# GT Sports Club

## Result List Qualifying

**Official**

**Circuit Paul Ricard, Length: 5842 m**
**Air temperature: 26.7°C**
**Track temperature: 24.2°C**
**Weather condition: Dry**

PAUL RICARD 2015

**Sunday 21.6.2015 09:15**

**started : 22 classified : 22 not classified : 0**

| | | Cl. | Drivers | Team | Car | Lap | Best Time | Gap | Diff | Kph | Day Time |
|---|---|---|---|---|---|---|---|---|---|---|---|
| **1** | 35 | OVA | **S.Pezzuchi** | Krypton Motorsport | Porsche 997 GT3 R | 4 | **2:08.251** | | | 164,0 | 9:27:24 |
| **2** | 48 | IRO | **M.Lanting** | AF Corse | Ferrari 458 Italia GTE | 9 | **2:09.481** | 1.230 | 1.230 | 162,4 | 9:36:05 |
| **3** | 34 | OVA | R.Berville | Pro GT by Almeras | Porsche 997 GT3 R | 5 | **2:09.599** | 1.348 | 0.118 | 162,3 | 9:26:34 |
| **4** | 8 | OVA | **C.Mezard** | Scuderia Villorba Corse | Ferrari 458 Italia | 5 | **2:09.814** | 1.563 | 0.215 | 162,0 | 9:26:37 |
| **5** | 23 | OVA | M.Bianchi | Kessel Racing | Ferrari 458 Italia | 4 | **2:10.175** | 1.924 | 0.361 | 161,6 | 9:28:33 |
| **6** | 21 | OVA | C.Gosselin | TDS Racing | BMW Z4 | 6 | **2:10.358** | 2.107 | 0.183 | 161,3 | 9:31:12 |
| **7** | 52 | OVA | **M.Cordoni** | AF Corse | Ferrari 458 Italia | 7 | **2:10.445** | 2.194 | 0.087 | 161,2 | 9:32:03 |
| **8** | 56 | OVA | **J.Häring** | Attempto Racing | Porsche 997 GT3 R | 7 | **2:10.476** | 2.225 | 0.031 | 161,2 | 9:32:34 |
| **9** | 10 | OVA | M.Ricci | Akka ASP | Ferrari 458 Italia | 7 | **2:10.781** | 2.530 | 0.305 | 160,8 | 9:35:06 |
| **10** | 36 | IRO | M.Sourd | Sainteloc Racing | Audi R8 LMS Ultra | 8 | **2:10.996** | 2.745 | 0.215 | 160,5 | 9:33:22 |
| **11** | 42 | OVA | **P.van Glabeke** | AF Corse | Ferrari 458 Italia | 7 | **2:11.806** | 3.555 | 0.810 | 159,6 | 9:31:58 |
| **12** | 76 | OVA | N.Pronk | Kox Racing | McLaren 650 S GT3 | 5 | **2:12.031** | 3.780 | 0.225 | 159,3 | 9:27:52 |
| **13** | 37 | OVA | **M.Blanchemain** | Sainteloc Racing | Audi R8 LMS Ultra | 5 | **2:12.319** | 4.068 | 0.288 | 158,9 | 9:27:28 |
| **14** | 12 | OVA | **J.Baert** | WRT Racing | Audi R8 LMS Ultra | 9 | **2:12.575** | 4.324 | 0.256 | 158,6 | 9:36:53 |
| **15** | 9 | IRO | G.Balthazard | Akka ASP | Ferrari 458 Italia | 5 | **2:12.797** | 4.546 | 0.222 | 158,4 | 9:29:10 |
| **16** | 55 | OVA | N.Freidina | Attempto Racing | McLaren 650 S GT3 | 8 | **2:13.206** | 4.955 | 0.409 | 157,9 | 9:36:10 |
| **17** | 95 | OVA | **T.Verstraete** | NSC Motorsports | Lamborghini Gallardo GT | 6 | **2:14.262** | 6.011 | 1.056 | 156,6 | 9:29:40 |
| **18** | 7 | OVA | M.Mhitarian | SRO Race Centre | Aston Martin GT3 | 7 | **2:14.982** | 6.731 | 0.720 | 155,8 | 9:35:15 |
| **19** | 6 | OVA | S.Ratel | SRO Race Centre | Aston Martin GT3 | 7 | **2:15.154** | 6.903 | 0.172 | 155,6 | 9:36:16 |
| **20** | 53 | IRO | **L.Soenen** | AF Corse | Ferrari 458 Italia | 6 | **2:15.472** | 7.221 | 0.318 | 155,2 | 9:36:24 |
| **21** | 54 | IRO | **M.Luzich** | AF Corse | Ferrari 458 Italia | 4 | **2:17.451** | 9.200 | 1.979 | 153,0 | 9:26:10 |
| **22** | 57 | OVA | **W.de Pundert** | HTP Motorsport | Mercedes 197 SLS AMG | 8 | **2:18.445** | 10.194 | 0.994 | 151,9 | 9:34:57 |

Steward: Steward: Steward:

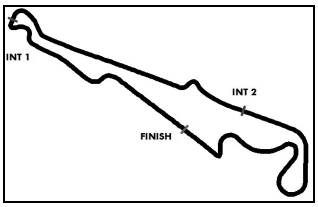


# GT Sports Club

## Result List Qualifying Race

**Provisional**

**Circuit Paul Ricard, Length: 5842 m**
**Air temperature: 26.9°C**
**Track temperature: 36.2°C**
**Weather condition: Dry**

PAUL RICARD 2015

**Sunday 21.6.2015 12:10**

**started : 22 classified : 22 not classified : 0**

| | | Cl. | Drivers | Team | Car | Laps | Total Time | Gap | Kph | Lap | Time | Kph |
|---|---|---|---|---|---|---|---|---|---|---|---|---|
| **1** | 35 | OVA | **S.Pezzuchi** | Krypton Motorsport | Porsche 997 GT3 R | 12 | **26:49.302** | | 156,8 | 3 | 2:09.106 | 162,9 |
| **2** | 8 | OVA | **C.Mezard** | Scuderia Villorba Corse | Ferrari 458 Italia | 12 | **26:57.930** | 8.628 | 156,0 | 6 | 2:10.638 | 161,0 |
| **3** | 34 | OVA | R.Berville | Pro GT by Almeras | Porsche 997 GT3 R | 12 | **27:04.542** | 15.240 | 155,4 | 7 | 2:10.771 | 160,8 |
| **4** | 48 | IRO | **M.Lanting** | AF Corse | Ferrari 458 Italia GTE | 12 | **27:04.908** | 15.606 | 155,3 | 5 | 2:10.765 | 160,8 |
| **5** | 10 | OVA | M.Ricci | Akka ASP | Ferrari 458 Italia | 12 | **27:12.953** | 23.651 | 154,6 | 7 | 2:11.103 | 160,4 |
| **6** | 42 | OVA | **P.van Glabeke** | AF Corse | Ferrari 458 Italia | 12 | **27:21.297** | 31.995 | 153,8 | 7 | 2:11.772 | 159,6 |
| **7** | 56 | OVA | **J.Häring** | Attempto Racing | Porsche 997 GT3 R | 12 | **27:33.668** | 44.366 | 152,6 | 3 | 2:12.078 | 159,2 |
| **8** | 21 | OVA | **C.Gosselin** | TDS Racing | BMW Z4 | 12 | **27:36.471** | 47.169 | 152,4 | 4 | 2:12.299 | 159,0 |
| **9** | 12 | OVA | **J.Baert** | WRT Racing | Audi R8 LMS Ultra | 12 | **27:36.731** | 47.429 | 152,3 | 10 | 2:13.512 | 157,5 |
| **10** | 36 | IRO | M.Sourd | Sainteloc Racing | Audi R8 LMS Ultra | 12 | **27:37.553** | 48.251 | 152,3 | 4 | 2:12.839 | 158,3 |
| **11** | 9 | IRO | G.Balthazard | Akka ASP | Ferrari 458 Italia | 12 | **27:38.250** | 48.948 | 152,2 | 7 | 2:12.325 | 158,9 |
| **12** | 23 | OVA | M.Bianchi | Kessel Racing | Ferrari 458 Italia | 12 | **27:38.475** | 49.173 | 152,2 | 4 | 2:10.910 | 160,7 |
| **13** | 53 | IRO | **L.Soenen** | AF Corse | Ferrari 458 Italia | 12 | **28:16.872** | 1:27.570 | 148,7 | 9 | 2:15.641 | 155,1 |
| **14** | 95 | OVA | **T.Verstraete** | NSC Motorsports | Lamborghini Gallardo GT | 12 | **28:17.541** | 1:28.239 | 148,7 | 11 | 2:15.858 | 154,8 |
| **15** | 7 | OVA | M.Mhitarian | SRO Race Centre | Aston Martin GT3 | 12 | **28:18.937** | 1:29.635 | 148,5 | 11 | 2:15.752 | 154,9 |
| **16** | 57 | OVA | **W.de Pundert** | HTP Motorsport | Mercedes 197 SLS AMG | 12 | **28:20.245** | 1:30.943 | 148,4 | 9 | 2:16.607 | 154,0 |
| **17** | 6 | OVA | S.Ratel | SRO Race Centre | Aston Martin GT3 | 12 | **28:30.899** | 1:41.597 | 147,5 | 9 | 2:17.052 | 153,5 |
| **18** | 54 | IRO | **M.Luzich** | AF Corse | Ferrari 458 Italia | 11 | **25:54.830** | 1 LAP | 148,8 | 10 | 2:16.221 | 154,4 |
| **19** | 55 | OVA | N.Freidina | Attempto Racing | McLaren 650 S GT3 | 11 | **25:55.483** | 1 LAP | 148,7 | 11 | 2:13.582 | 157,4 |
| **20** | 37 | OVA | **M.Blanchemain** | Sainteloc Racing | Audi R8 LMS Ultra | 11 | **26:54.765** | 1 LAP | 143,3 | 9 | 2:13.787 | 157,2 |
| **21** | 76 | OVA | N.Pronk | Kox Racing | McLaren 650 S GT3 | 11 | **27:10.518** | 1 LAP | 141,9 | 11 | 2:13.459 | 157,6 |
| **22** | 52 | OVA | **M.Cordoni** | AF Corse | Ferrari 458 Italia | 5 | **12:06.103** | 7LAPS | 144,8 | 4 | 2:11.678 | 159,7 |

***Fastest lap of the race. Car 35 driver Pezzuchi on lap 3. Time 2:09.106, average speed 162,9 km/h.***

Publications Time: Race Director: Time Keeping:

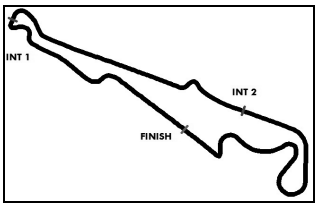


Circuit Paul Ricard, Length: 5842 m
Air temperature: 13.2°C
Track temperature: 25.2°C
Weather condition: Dry

# GT Sports Club

## Result List Main Race

**Official**

PAUL RICARD 2015

**Sunday 21.6.2015 15:05**

**started : 22 classified : 22 not classified : 0**

| | | Cl. | Drivers | Team | Car | Laps | Total Time | Gap | Kph | Lap | Time | Kph |
|---|---|---|---|---|---|---|---|---|---|---|---|---|
| 1 | 35 | OVA | **S.Pezzuchi** | Krypton Motorsport | Porsche 997 GT3 R | 19 | **41:17.335** | | 161.3 | 5 | 2:08.993 | 163.0 |
| 2 | 8 | OVA | **C.Mezard** | Scuderia Villorba Corse | Ferrari 458 Italia | 19 | **41:38.177** | 20.842 | 160.0 | 4 | 2:09.802 | 162.0 |
| 3 | 48 | IRO | **M.Lanting** | AF Corse | Ferrari 458 Italia GTE | 19 | **41:50.457** | 33.122 | 159.2 | 9 | 2:10.695 | 160.9 |
| 4 | 23 | OVA | M.Bianchi | Kessel Racing | Ferrari 458 Italia | 19 | **41:52.493** | 35.158 | 159.0 | 3 | 2:10.606 | 161.0 |
| 5 | 10 | OVA | M.Ricci | Akka ASP | Ferrari 458 Italia | 19 | **41:56.017** | 38.682 | 158.8 | 5 | 2:10.809 | 160.8 |
| 6 | 56 | OVA | **J.Häring** | Attempto Racing | Porsche 997 GT3 R | 19 | **41:56.517** | 39.182 | 158.8 | 2 | 2:11.324 | 160.1 |
| 7 | 34 | OVA | R.Berville | Pro GT by Almeras | Porsche 997 GT3 R | 19 | **41:57.370** | 40.035 | 158.7 | 3 | 2:11.131 | 160.4 |
| 8 | 52 | OVA | **M.Cordoni** | AF Corse | Ferrari 458 Italia | 19 | **41:58.638** | 41.303 | 158.7 | 6 | 2:10.723 | 160.9 |
| 9 | 42 | OVA | P.van Glabeke | AF Corse | Ferrari 458 Italia | 19 | **42:15.821** | 58.486 | 157.6 | 12 | 2:11.718 | 159.7 |
| 10 | 9 | OVA | J.Beaubelique | Akka ASP | Ferrari 458 Italia | 19 | **42:16.084** | 58.749 | 157.6 | 4 | 2:10.025 | 161.7 |
| 11 | 76 | OVA | N.Pronk | Kox Racing | McLaren 650 S GT3 | 19 | **42:28.359** | 1:11.024 | 156.8 | 8 | 2:12.334 | 158.9 |
| 12 | 21 | OVA | **C.Gosselin** | TDS Racing | BMW Z4 | 19 | **42:28.921** | 1:11.586 | 156.8 | 11 | 2:11.567 | 159.9 |
| 13 | 53 | IRO | **L.Soenen** | AF Corse | Ferrari 458 Italia | 19 | **42:41.750** | 1:24.415 | 156.0 | 12 | 2:13.322 | 157.7 |
| 14 | 36 | IRO | M.Sourd | Sainteloc Racing | Audi R8 LMS Ultra | 19 | **42:43.046** | 1:25.711 | 155.9 | 6 | 2:12.554 | 158.7 |
| 15 | 55 | OVA | N.Freidina | Attempto Racing | McLaren 650 S GT3 | 18 | **41:29.829** | 1 LAP | 152.0 | 7 | 2:15.079 | 155.7 |
| 16 | 7 | OVA | M.Mhitarian | SRO Race Centre | Aston Martin GT3 | 18 | **41:30.618** | 1 LAP | 152.0 | 5 | 2:15.876 | 154.8 |
| 17 | 57 | OVA | **W.de Pundert** | HTP Motorsport | Mercedes 197 SLS AMG | 18 | **41:35.079** | 1 LAP | 151.7 | 18 | 2:16.474 | 154.1 |
| 18 | 95 | OVA | **T.Verstraete** | NSC Motorsports | Lamborghini Gallardo GT | 18 | **41:44.634** | 1 LAP | 151.1 | 12 | 2:14.131 | 156.8 |
| 19 | 54 | IRO | **M.Luzich** | AF Corse | Ferrari 458 Italia | 18 | **43:01.494** | 1 LAP | 146.6 | 6 | 2:18.321 | 152.0 |
| 20 | 6 | OVA | S.Ratel | SRO Race Centre | Aston Martin GT3 | 16 | **44:00.459** | 3LAPS | 127.4 | 8 | 2:15.700 | 155.0 |
| 21 | 37 | OVA | **M.Blanchemain** | Sainteloc Racing | Audi R8 LMS Ultra | 7 | **42:06.904** | 12LAPS | 58.3 | 5 | 2:15.311 | 155.4 |
| 22 | 12 | OVA | J.Baert | WRT Racing | Audi R8 LMS Ultra | 1 | **3:03.760** | 18LAPS | | | | |

***Fastest lap of the race. Car 35 driver Pezzuchi on lap 5. Time 2:08.993, average speed 163.0 km/h.***

Steward: Steward: Steward: