JB 1735 BLANCPAIN 12
ENDURANCE SERIES

PAUL RICARD

SAMEDI 28 JUIN 2014
19h15 à 22h15

LE PLUS BEAU PLATEAU GT DE L'ANNÉE

AVEC LAMBORGHINI BLANCPAIN SUPERTROFEO & SUPERCAR RALLY

www.blancpain-gt-series.com

PAUL RICARD

www.CIRCUITPAULRICARD.com

JB 1735 BLANCPAIN 12 GT SERIES

JB 1735 BLANCPAIN MANUFACTURE DE HAUTE HORLOGERIE

PIRELLI

HEXIS ENERGY DRINK

elf A brand of TOTAL

SRO MOTORSPORTS GROUP

Follow on

Blancpain Endurance Series

Result List Bronze Test

Provisional

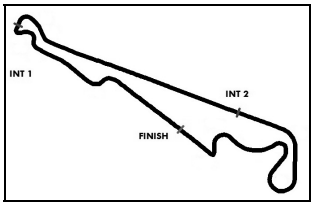

Circuit Paul Ricard Short, Length: 5791 m
Air temperature: 26.6°C
Track temperature: 29.4°C
Weather condition: Dry

Friday 27.6.2014 09:00

started : 31 **classified : 31** **not classified : 0**

	Nr. / Cl.	Drivers / Car	Team / Entrant	Lap	Best Time	Gap	Diff	Kph	Day Time
1	12	**Hassid**/Catsburg	**TDS Racing**	15	**1:59.428**			174,6	9:46:08
	PAM	BMW Z4	Thiriet by TDS Racing						
2	11	**Broniszewski**/Bonacini/Frezza	**Kessel Racing**	15	**1:59.709**	0.281	0.281	174,2	9:39:46
	PAM	Ferrari 458 Italia	Kessel Racing						
3	51	Mann/Barreiros/**Guedes**	**AF Corse**	5	**1:59.784**	0.356	0.075	174,0	9:15:12
	GTR	Ferrari 458 Italia	AF Corse						
4	85	Wolf/**Afanasiev**/Dusseldorp	**HTP Motorsport**	10	**2:00.195**	0.767	0.411	173,4	9:30:34
	PRO	Mercedes SLS AMG GT3	HTP Motorsport						
5	10	Clement/**Lariche**/Armindo	**TDS Racing**	24	**2:00.318**	0.890	0.123	173,3	10:01:14
	PAM	BMW Z4	Thiriet by TDS Racing						
6	55	**Zheng**/Cheng/Couto	**Brothers Racing Team**	23	**2:00.381**	0.953	0.063	173,2	10:01:01
	PRO	Audi R8 LMS Ultra	Brothers Racing Team						
7	70	Berville/**Trouillet**/Martins	**Graff Racing**	7	**2:00.446**	1.018	0.065	173,1	9:17:58
	PAM	Porsche 997 GT3 R	Eric Trouillet						
8	43	**Cerutti**/Amos/Comandini	**ROAL Motorsport**	5	**2:00.648**	1.220	0.202	172,8	9:15:10
	PAM	BMW Z4	ROAL Motorsport						
9	42	Albert/Lemeret/Vannelet	**Sport Garage**	10	**2:01.000**	1.572	0.352	172,3	9:56:10
	PAM	Ferrari 458 Italia	Gilles Vannelet						
10	91	**Mezard/Perrodo**	**Scuderia Villorba Corse**	16	**2:01.021**	1.593	0.021	172,3	9:50:39
	GTR	Ferrari 458 Italia	Scuderia Vilorba Corse SRL						
11	93	**Dermont**/Perera	**Pro GT by Almeras**	9	**2:01.101**	1.673	0.080	172,2	9:24:20
	PAM	Porsche 997 GT3 R	Pro GT by Almeras						
12	80	McMillen/**Strauss**/Buncombe	**Nissan GT Academy Team RJN**	6	**2:01.162**	1.734	0.061	172,1	9:27:06
	PAM	Nissan GT-R Nismo GT3	Nissan GT Academy Team RJN						
13	458	Ehret/**Mattschull**/Schmickler	**GT Corse by Rinaldi**	7	**2:01.175**	1.747	0.013	172,0	9:18:16
	GTR	Ferrari 458 Italia	GT Corse by Rinaldi						
14	35	Aksenov/Faisca/**Chiyo**	**Nissan GT Academy Team RJN**	4	**2:01.316**	1.888	0.141	171,8	9:25:09
	PAM	Nissan GT-R Nismo GT3	Nissan GT Academy Team RJN						
15	38	Abra/**Poole**/Osborne	**MP Motorsport AMR**	20	**2:01.583**	2.155	0.267	171,5	9:59:24
	PAM	Aston Martin Vantage GT3	Aston Martin Racing						
16	25	Gosselin/Lagniez/Sourd	**Sainteloc Racing**	19	**2:01.743**	2.315	0.160	171,2	9:52:44
	GTR	Audi R8 LMS Ultra	Sainteloc Junior Team						
17	50	Danyliw/Sonvico/Knap	**AF Corse**	13	**2:01.768**	2.340	0.025	171,2	9:39:12
	PAM	Ferrari 458 Italia	AF Corse						
18	333	**Solikhov**/Kogay/Seefried	**GT Corse by Rinaldi**	16	**2:01.866**	2.438	0.098	171,1	9:40:51
	PAM	Ferrari 458 Italia	GT Corse by Rinaldi						
19	49	Blank/Bachelier/**Mallegol**	**AF Corse**	6	**2:01.984**	2.556	0.118	170,9	9:25:41
	GTR	Ferrari 458 Italia	AF Corse						
20	22	Loggie/Jones/**Westwood**	**Team Parker Racing**	8	**2:01.990**	2.562	0.006	170,9	9:19:15
	GTR	Audi R8 LMS Ultra	Team Parker Racing LTD						
21	79	**Smith**/McCaig/Bryant	**Ecurie Ecosse**	20	**2:02.240**	2.812	0.250	170,5	9:54:59
	PAM	BMW Z4	Alasdair McCaig						
22	63	**Leimer/Cochet**	**Autovitesse Garage R. Affolter**	7	**2:02.397**	2.969	0.157	170,3	9:19:04
		Lamborghini Gallardo LP 560	Autovitesse Garage R. Affolter						
23	17	**Andersen**/Jensen	**Insightracing with Flex-Box**	12	**2:02.552**	3.124	0.155	170,1	9:37:50
	PAM	Ferrari 458 Italia	Insightracing dk						
24	350	Gorini/**Duqueine**/Lanchere	**Duqueine Engineering**	7	**2:02.950**	3.522	0.398	169,6	9:18:52
	GTR	Ferrari 458 Italia	Duqueine Engineering						
25	15	Ojjeh/**Grotz**/Vervisch	**Boutsen Ginion**	15	**2:03.067**	3.639	0.117	169,4	9:41:06
	PAM	McLaren MP4-12C	Boutsen Ginion Racing						

Blancpain Endurance Series

Result List Bronze Test

Provisional

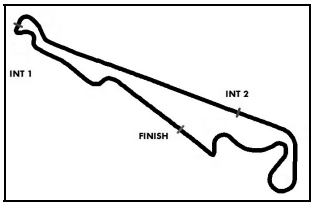

Circuit Paul Ricard Short, Length: 5791 m
Air temperature: 26.6°C
Track temperature: 29.4°C
Weather condition: Dry

Friday 27.6.2014 09:00

started : 31 **classified : 31** **not classified : 0**

	Nr.	Drivers	Team	Lap	Best Time	Gap	Diff	Kph	Day Time
	Cl.	Car	Entrant						
26	4	Blanchemain/Weerts/**Hirschi**	**Belgian Audi Club Team WRT**	7	**2:03.213**	3.785	0.146	169,2	9:18:14
	GTR	Audi R8 LMS Ultra	Belgian Audi Club Team WRT						
27	111	Kremer/Earle/**Caccia**	**Kessel Racing**	23	**2:03.329**	3.901	0.116	169,0	9:59:39
	GTR	Ferrari 458 Italia	Kessel Racing						
28	2	Pourquie/**Teneketzian**/Chaix	**Belgian Audi Club Team WRT**	4	**2:03.575**	4.147	0.246	168,7	9:12:45
	GTR	Audi R8 LMS Ultra	Belgian Audi Club Team WRT						
29	41	**Delhez**/Cabannes/Debs	**Sport Garage**	11	**2:03.776**	4.348	0.201	168,4	9:29:41
	GTR	Ferrari 458 Italia	Romain Brandela						
30	16	Demirdjan/**Sarkissian**/van der Drift	**Boutsen Ginion**	6	**2:03.810**	4.382	0.034	168,4	9:16:54
	PAM	McLaren MP4-12C	Boutsen Ginion Racing						
	14	Frey/Barth/Gardel	**Emil Frey Racing**	0					
	PAM	Emil Frey G3 Jaguar	Emil Frey Racing						

Subject to final scrutineering!

Publications Time: Clerk of the course: Time Keeping:

Blancpain Endurance Series

Result List - Class Bronze Test

Provisional

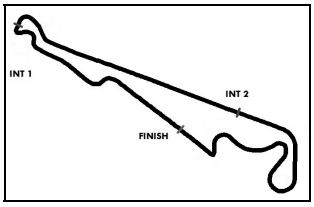

Circuit Paul Ricard Short, Length: 5791 m
Air temperature: 26.8°C
Track temperature: 29.5°C
Weather condition: Dry

Friday 27.6.2014 09:00

started : 30 **classified : 30** **not classified : 0**

	Nr.	Drivers / Car	Team / Competitor	Lap	Best Time	Gap	Diff	Kph	Day Time
CLASS: Gentlemen Trophy									
Started: 11		**Classified: 11**	**Not Classified: 0**						
1	51	Mann/Barreiros/**Guedes** Ferrari 458 Italia	**AF Corse** AF Corse	5	**1:59.784**			174,0	9:15:12
2	91	**Mezard/Perrodo** Ferrari 458 Italia	**Scuderia Villorba Corse** Scuderia Vilorba Corse SRL	16	**2:01.021**	1.237	1.237	172,3	9:50:39
3	458	Ehret/**Mattschull**/Schmickler Ferrari 458 Italia	**GT Corse by Rinaldi** GT Corse by Rinaldi	7	**2:01.175**	1.391	0.154	172,0	9:18:16
4	25	Gosselin/Lagniez/Sourd Audi R8 LMS Ultra	**Sainteloc Racing** Sainteloc Junior Team	19	**2:01.743**	1.959	0.568	171,2	9:52:44
5	49	Blank/Bachelier/**Mallegol** Ferrari 458 Italia	**AF Corse** AF Corse	6	**2:01.984**	2.200	0.241	170,9	9:25:41
6	22	Loggie/Jones/**Westwood** Audi R8 LMS Ultra	**Team Parker Racing** Team Parker Racing LTD	8	**2:01.990**	2.206	0.006	170,9	9:19:15
7	350	Gorini/**Duqueine**/Lanchere Ferrari 458 Italia	**Duqueine Engineering** Duqueine Engineering	7	**2:02.950**	3.166	0.960	169,6	9:18:52
8	4	Blanchemain/Weerts/**Hirschi** Audi R8 LMS Ultra	**Belgian Audi Club Team WRT** Belgian Audi Club Team WRT	7	**2:03.213**	3.429	0.263	169,2	9:18:14
9	111	Kremer/Earle/**Caccia** Ferrari 458 Italia	**Kessel Racing** Kessel Racing	23	**2:03.329**	3.545	0.116	169,0	9:59:39
10	2	Pourquie/**Teneketzian**/Chaix Audi R8 LMS Ultra	**Belgian Audi Club Team WRT** Belgian Audi Club Team WRT	4	**2:03.575**	3.791	0.246	168,7	9:12:45
11	41	**Delhez**/Cabannes/Debs Ferrari 458 Italia	**Sport Garage** Romain Brandela	11	**2:03.776**	3.992	0.201	168,4	9:29:41
CLASS: PRO-AM CUP									
Started: 17		**Classified: 17**	**Not Classified: 0**						
1	12	**Hassid**/Catsburg BMW Z4	**TDS Racing** Thiriet by TDS Racing	15	**1:59.428**			174,6	9:46:08
2	11	**Broniszewski**/Bonacini/Frezza Ferrari 458 Italia	**Kessel Racing** Kessel Racing	15	**1:59.709**	0.281	0.281	174,2	9:39:46
3	10	Clement/**Lariche**/Armindo BMW Z4	**TDS Racing** Thiriet by TDS Racing	24	**2:00.318**	0.890	0.609	173,3	10:01:14
4	70	Berville/**Trouillet**/Martins Porsche 997 GT3 R	**Graff Racing** Eric Trouillet	7	**2:00.446**	1.018	0.128	173,1	9:17:58
5	43	**Cerutti**/Amos/Comandini BMW Z4	**ROAL Motorsport** ROAL Motorsport	5	**2:00.648**	1.220	0.202	172,8	9:15:10
6	42	Albert/Lemeret/Vannelet Ferrari 458 Italia	**Sport Garage** Gilles Vannelet	10	**2:01.000**	1.572	0.352	172,3	9:56:10
7	93	**Dermont**/Perera Porsche 997 GT3 R	**Pro GT by Almeras** Pro GT by Almeras	9	**2:01.101**	1.673	0.101	172,2	9:24:20
8	80	McMillen/**Strauss**/Buncombe Nissan GT-R Nismo GT3	**Nissan GT Academy Team RJN** Nissan GT Academy Team RJN	6	**2:01.162**	1.734	0.061	172,1	9:27:06
9	35	Aksenov/Faisca/**Chiyo** Nissan GT-R Nismo GT3	**Nissan GT Academy Team RJN** Nissan GT Academy Team RJN	4	**2:01.316**	1.888	0.154	171,8	9:25:09
10	38	Abra/**Poole**/Osborne Aston Martin Vantage GT3	**MP Motorsport AMR** Aston Martin Racing	20	**2:01.583**	2.155	0.267	171,5	9:59:24
11	50	Danyliw/Sonvico/Knap Ferrari 458 Italia	**AF Corse** AF Corse	13	**2:01.768**	2.340	0.185	171,2	9:39:12
12	333	**Solikhov**/Kogay/Seefried Ferrari 458 Italia	**GT Corse by Rinaldi** GT Corse by Rinaldi	16	**2:01.866**	2.438	0.098	171,1	9:40:51

Blancpain Endurance Series

Result List - Class Bronze Test

Provisional

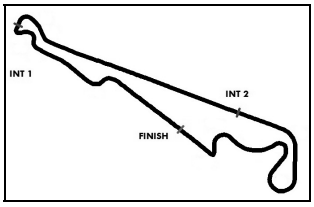

Circuit Paul Ricard Short, Length: 5791 m
Air temperature: 26.8°C
Track temperature: 29.5°C
Weather condition: Dry

Friday 27.6.2014 09:00

started : 30 **classified : 30** **not classified : 0**

	Nr.	Drivers / Car	Team / Competitor	Lap	Best Time	Gap	Diff	Kph	Day Time
13	79	**Smith**/McCaig/Bryant BMW Z4	**Ecurie Ecosse** Alasdair McCaig	20	**2:02.240**	2.812	0.374	170,5	9:54:59
14	17	**Andersen**/Jensen Ferrari 458 Italia	**Insightracing with Flex-Box** Insightracing dk	12	**2:02.552**	3.124	0.312	170,1	9:37:50
15	15	Ojjeh/**Grotz**/Vervisch McLaren MP4-12C	**Boutsen Ginion** Boutsen Ginion Racing	15	**2:03.067**	3.639	0.515	169,4	9:41:06
16	16	Demirdjan/**Sarkissian**/van der Drift McLaren MP4-12C	**Boutsen Ginion** Boutsen Ginion Racing	6	**2:03.810**	4.382	0.743	168,4	9:16:54
	14	Frey/Barth/Gardel Emil Frey G3 Jaguar	**Emil Frey Racing** Emil Frey Racing	0					

CLASS: PRO CUP

Started: 2 **Classified: 2** **Not Classified: 0**

1	85	Wolf/**Afanasiev**/Dusseldorp Mercedes SLS AMG GT3	**HTP Motorsport** HTP Motorsport	10	**2:00.195**			173,4	9:30:34
2	55	**Zheng**/Cheng/Couto Audi R8 LMS Ultra	**Brothers Racing Team** Brothers Racing Team	23	**2:00.381**	0.186	0.186	173,2	10:01:01

Subject to final scrutineering!

Publications Time: Clerk of the course: Time Keeping:

Blancpain Endurance Series

Lap analysis Bronze Test

Provisional

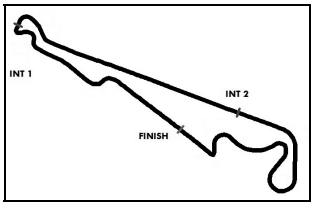

Circuit Paul Ricard Short, Length: 5791 m
Air temperature: 26.6°C
Track temperature: 29.4°C
Weather condition: Dry

Friday 27.6.2014 09:00

Lap analysis: Bronze Test

2 Pourquie, FRA/ Teneketzian, FRA/ Chaix, FRA , **theoretical besttime: 2:03.571**

Lap	Time	SE1	SP1	SE2	SP2	SE3	SP3	Lap	Time	SE1	SP1	SE2	SP2	SE3	SP3
1	4:07.101	2:21.578	93	32.560	271	1:12.963		13	2:07.054	37.917	80	31.932	268	57.205	190
2	4:28.550	3:01.131	98	32.185	269	55.234	188	14	2:06.064	38.354	92	31.768	269	55.942	191
3	2:06.229	38.578	***99***	31.428	273	56.223	188	15	2:23.190	38.513	92	32.220	267	1:12.457	
4	***2:03.575***	37.480	93	***31.259***	***273***	***54.836***	191	16	5:09.991	3:29.188	84	32.726	267	1:08.077	188
5	2:32.726	48.826	66	47.450	265	56.450	***192***	17	2:10.159	40.690	95	31.852	270	57.617	191
6	2:52.160	47.863	68	49.282	257	1:15.015		18	2:07.462	38.400	92	31.997	269	57.065	191
7	8:35.161	7:04.028	97	32.784	268	58.349	188	19	2:17.932	37.770	96	31.709	270	1:08.453	171
8	2:13.325	43.379	87	32.364	265	57.582	186	20	2:07.036	37.712	92	32.164	267	57.160	192
9	2:09.487	39.656	96	32.604	262	57.227	192	21	2:05.542	37.638	97	31.938	270	55.966	191
10	2:05.562	37.659	99	31.469	270	56.434	189	22	2:04.654	***37.476***	97	31.324	271	55.854	191
11	2:06.157	38.129	98	31.457	271	56.571	191	23		41.011	94				
12	2:04.269	37.566	99	31.278	271	55.425	191								

4 Blanchemain, FRA/ Weerts, BEL/ Hirschi, CHE , **theoretical besttime: 2:03.112**

Lap	Time	SE1	SP1	SE2	SP2	SE3	SP3	Lap	Time	SE1	SP1	SE2	SP2	SE3	SP3
1	3:01.733	1:29.080	88	33.014	266	59.639	190	13	2:04.378	37.437	96	***30.818***	273	56.123	193
2	2:18.176	38.786	***102***	32.333	269	1:07.057		14	2:04.632	37.720	89	30.966	270	55.946	193
3	4:33.729	3:03.874	85	32.335	270	57.520	191	15	2:36.056	56.362	96	31.622	269	1:08.072	
4	2:05.931	38.240	98	31.374	273	56.317	190	16	7:04.460	5:29.943	84	33.682	265	1:00.835	190
5	2:06.833	40.113	98	31.038	***274***	55.682	191	17	2:07.787	38.967	99	31.728	269	57.092	190
6	2:04.755	37.267	101	31.599	273	55.889	191	18	2:06.385	38.623	98	31.708	270	56.054	192
7	***2:03.213***	***37.093***	101	30.919	273	***55.201***	193	19	2:05.531	38.414	95	31.372	269	55.745	194
8	2:16.562	37.308	101	30.991	***274***	1:08.263		20	2:08.395	38.377	100	31.301	268	58.717	192
9	5:00.358	3:32.611	91	31.557	271	56.190	193	21	2:06.126	38.182	100	31.472	267	56.472	193
10	2:05.424	38.094	95	31.257	271	56.073	193	22	2:05.974	39.023	100	31.203	271	55.748	193
11	2:05.038	37.671	96	31.287	270	56.080	***194***	23	2:04.385	37.582	99	31.187	270	55.616	192
12	2:04.335	37.961	96	30.922	272	55.452	193	24	2:40.278	41.632	80	35.234	233	1:23.412	

10 Clement, FRA/ Lariche, FRA/ Armindo, FRA , **theoretical besttime: 2:00.308**

Lap	Time	SE1	SP1	SE2	SP2	SE3	SP3	Lap	Time	SE1	SP1	SE2	SP2	SE3	SP3
1	2:45.886							14	2:33.861	1:05.480	91	32.038	271	56.343	194
2	5:23.081	1:05.124	92	33.769	261	3:44.188		15	2:04.781	36.987	98	30.934	272	56.860	195
3	2:25.799	57.694	94	32.025	270	56.080	191	16	2:03.380	36.734	93	30.967	272	55.679	194
4	2:03.989	37.252	94	31.338	272	55.399	191	17	2:09.463	37.749	96	31.135	271	1:00.579	194
5	2:06.219	37.720	92	31.073	271	57.426	191	18	4:35.827	36.579	98	30.872	273	3:28.376	
6	2:03.277	37.159	97	31.110	271	55.008	192	19	2:27.185	1:00.526	86	32.242	269	54.417	194
7	4:01.358	37.122	97	30.793	271	2:53.443		20	2:01.121	36.669	97	30.711	271	53.741	***195***
8	2:21.393	56.424	92	30.939	271	54.030	193	21	2:08.589	37.015	97	***30.562***	273	1:01.012	194
9	2:00.795	36.497	***100***	30.622	271	53.676	192	22	2:01.130	36.443	97	30.782	271	53.905	193
10	2:02.453	37.499	90	30.929	273	54.025	193	23	2:07.262	36.651	95	30.577	***274***	1:00.034	194
11	2:01.270	36.757	98	30.640	273	53.873	193	24	***2:00.318***	***36.409***	98	30.572	273	***53.337***	193
12	2:01.078	36.579	96	30.769	271	53.730	193	25		39.683	95	32.060	270		
13	3:45.337	36.781	96	30.895	270	2:37.661									

11 Broniszewski, POL/ Bonacini, ITA/ Frezza, ITA , **theoretical besttime: 1:59.667**

Lap	Time	SE1	SP1	SE2	SP2	SE3	SP3	Lap	Time	SE1	SP1	SE2	SP2	SE3	SP3
1	2:27.977	59.369	91	32.165	278	56.443	195	13	4:33.327	3:08.799	100	30.353	280	54.175	196
2	2:03.511	37.743	99	30.672	280	55.096	193	14	1:59.825	36.048	***102***	***30.149***	***281***	53.628	195
3	2:03.095	37.636	93	30.556	279	54.903	193	15	***1:59.709***	***36.026***	101	30.191	***281***	***53.492***	193
4	2:02.119	37.140	94	30.530	280	54.449	194	16	2:08.836	36.083	100	30.248	280	1:02.505	194
5	2:01.729	37.019	99	30.335	280	54.375	194	17	2:00.116	36.238	99	30.247	***281***	53.631	195
6	2:02.279	36.926	94	30.247	***281***	55.106	193	18	2:12.976	36.259	99	30.216	279	1:06.501	
7	2:11.760	36.729	99	30.685	***281***	1:04.346		19	3:38.887	2:13.936	92	31.073	278	53.878	196
8	5:02.584	3:37.631	101	30.493	279	54.460	193	20	2:00.139	36.161	99	30.278	***281***	53.700	***197***
9	2:01.548	36.675	100	30.482	280	54.391	194	21	2:00.476	36.285	99	30.157	280	54.034	196
10	2:11.710	36.692	99	30.452	280	1:04.566		22	2:01.392	36.869	***102***	30.255	280	54.268	196
11	4:51.372	3:26.294	97	30.613	***281***	54.465	195	23	2:14.510	37.252	100	30.263	278	1:06.995	
12	2:13.833	37.850	101	30.597	***281***	1:05.386									

Blancpain Endurance Series

Lap analysis Bronze Test

Provisional

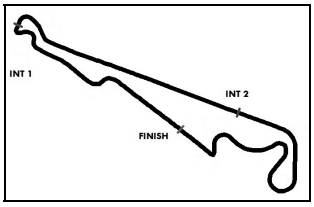

Circuit Paul Ricard Short, Length: 5791 m
Air temperature: 26.6°C
Track temperature: 29.4°C
Weather condition: Dry

Friday 27.6.2014 09:00

Lap analysis: Bronze Test

12 Hassid, FRA/ Catsburg, NLD , ,

theoretical besttime: 1:58.496

Lap	Time	SE1	SP1	SE2	SP2	SE3	SP3	Lap	Time	SE1	SP1	SE2	SP2	SE3	SP3
1	6:45.134	2:24.165	95	32.117	272	3:48.852		10	2:01.142	36.438	94	30.618	273	54.086	196
2	2:24.386	57.993	88	31.492	272	54.901	192	11	2:01.242	36.450	96	30.681	273	54.111	196
3	2:03.358	37.228	97	30.793	273	55.337	194	12	6:15.293	***35.600***	***103***	31.881	264	5:07.812	
4	2:02.617	36.809	90	30.533	***274***	55.275	194	13	2:19.341	56.057	97	30.627	272	***52.657***	197
5	2:01.892	36.749	93	30.516	272	54.627	195	14	1:59.567	35.809	96	30.550	273	53.208	196
6	2:01.616	36.746	93	30.468	272	54.402	194	15	***1:59.428***	35.843	94	30.344	***274***	53.241	***198***
7	2:01.712	36.311	97	30.369	***274***	55.032	195	16	2:00.552	36.233	96	***30.239***	***274***	54.080	196
8	7:49.706	36.902	101	31.227	273	6:41.577		17		36.220	97	32.334	271		
9	2:21.668	56.989	92	30.508	273	54.171	196								

14 Frey, CHE/ Barth, CHE/ Gardel, CHE ,

theoretical besttime: 1:43.897

Lap	Time	SE1	SP1	SE2	SP2	SE3	SP3	Lap	Time	SE1	SP1	SE2	SP2	SE3	SP3
1	3:12.529							3	16:03.624	***1:02.518***	***92***	49.740	128	14:11.366	
2	6:44.691	1:14.419	78	***41.379***	***197***	4:48.893		4		1:03.309	92	50.689	118		

15 Ojjeh, SAU/ Grotz, / Vervisch, BEL ,

theoretical besttime: 2:02.047

Lap	Time	SE1	SP1	SE2	SP2	SE3	SP3	Lap	Time	SE1	SP1	SE2	SP2	SE3	SP3
1	5:00.760	1:29.946	72	44.101	162	2:46.713		13	5:28.649	38.293	95	31.160	276	4:19.196	
2	2:27.581	58.166	96	31.466	276	57.949	193	14	2:23.321	57.629	98	31.095	274	***54.597***	194
3	2:05.437	38.223	100	30.913	278	56.301	193	15	***2:03.067***	37.572	100	30.649	276	54.846	194
4	2:04.645	37.760	100	30.537	***281***	56.348	193	16	2:20.597	52.366		33.536	274	54.695	194
5	2:03.990	37.345	101	30.682	278	55.963	193	17	2:05.973	37.934	***103***	31.219	275	56.820	194
6	2:03.180	37.158	99	30.691	279	55.331	193	18	4:38.691	38.478	98	31.322	274	3:28.891	
7	4:25.780	***37.130***	98	***30.320***	***281***	3:18.330		19	2:24.533	57.103	89	31.386	275	56.044	193
8	2:28.854	1:01.361	96	30.933	277	56.560	193	20	2:04.665	37.261	98	30.914	276	56.490	193
9	2:05.778	38.713	99	30.871	276	56.194	195	21	2:19.543	52.482	97	31.142	277	55.919	193
10	2:05.196	38.334	95	31.582	276	55.280	195	22	2:03.761	37.232	98	31.072	278	55.457	192
11	2:16.063	47.854	87	32.126	276	56.083	***195***	23	2:03.983	37.586	98	30.989	278	55.408	193
12	2:04.583	38.143	94	30.929	276	55.511	195	24		37.241	96	30.708	278		

16 Demirdjan, LIB/ Sarkissian, LIB/ van der Drift, NZL ,

theoretical besttime: 2:03.287

Lap	Time	SE1	SP1	SE2	SP2	SE3	SP3	Lap	Time	SE1	SP1	SE2	SP2	SE3	SP3
1	5:51.940	2:17.824	90	32.031	275	3:02.085		12	2:30.659	1:01.046	88	32.084	273	57.529	195
2	2:32.486	1:03.754	95	31.030	276	57.702	192	13	2:08.411	40.170	93	31.472	275	56.769	195
3	2:05.463	38.666	104	30.716	277	56.081	194	14	2:06.698	38.574	92	31.347	275	56.777	193
4	2:04.552	38.442	***105***	30.637	278	55.473	192	15	2:05.677	38.602	91	31.365	274	55.710	195
5	2:15.802	42.009	72	34.794	257	58.999	195	16	2:05.661	38.094	85	31.282	277	56.285	194
6	***2:03.810***	37.851	99	30.580	279	55.379	195	17	2:11.045	42.277	43	31.828	275	56.940	193
7	2:03.946	37.621	103	***30.458***	280	55.867	194	18	2:07.292	40.080	96	31.646	275	55.566	194
8	5:53.475	38.674	101	30.495	***281***	4:44.306		19	2:05.192	37.995	84	31.133	277	56.064	195
9	2:24.268	58.186	93	30.798	280	***55.284***	195	20	2:05.998	37.955	89	31.259	278	56.784	***196***
10	2:04.253	***37.545***	102	30.611	278	56.097	195	21		38.528	87	31.324	278		
11	4:42.001	37.555	95	30.670	277	3:33.776									

17 Andersen, DNK/ Jensen, DNK , ,

theoretical besttime: 2:02.469

Lap	Time	SE1	SP1	SE2	SP2	SE3	SP3	Lap	Time	SE1	SP1	SE2	SP2	SE3	SP3
1	5:31.101	3:46.467	82	41.107	231	1:03.527	195	12	***2:02.552***	***36.945***	96	30.783	281	***54.824***	193
2	2:13.217	41.095	93	33.190	276	58.932	195	13	2:05.335	38.068	96	31.149	280	56.118	197
3	2:07.759	39.918	92	31.494	280	56.347	196	14	2:04.675	37.275	96	31.211	***281***	56.189	197
4	2:04.545	37.868	97	30.712	***281***	55.965	196	15	2:03.678	37.351	96	30.998	***281***	55.329	192
5	2:05.354	37.300	***98***	31.399	278	56.655	196	16	2:04.134	37.278	97	31.113	281	55.743	197
6	2:03.751	37.516	97	30.871	257	55.364	197	17	2:17.817	38.040	97	31.154	281	1:08.623	
7	2:14.425	37.082	98	***30.700***	279	1:06.643		18	7:03.330	5:36.979	96	30.972	281	55.379	198
8	11:14.081	9:47.711	97	31.121	280	55.249	197	19	2:05.202	37.506	97	31.524	281	56.172	194
9	2:04.180	37.131	96	31.430	279	55.619	197	20	2:03.830	37.285	97	31.085	281	55.460	***198***
10	2:04.416	37.528	96	31.323	279	55.565	197	21	2:14.236	37.411	93	30.975	281	1:05.850	
11	2:04.815	37.088	96	31.123	***281***	56.604	198								

Blancpain Endurance Series

Lap analysis Bronze Test

Provisional

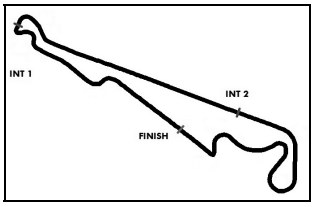

Circuit Paul Ricard Short, Length: 5791 m
Air temperature: 26.6°C
Track temperature: 29.4°C
Weather condition: Dry

Friday 27.6.2014 09:00

Lap analysis: Bronze Test

22 Loggie, GBR/ Jones, GBR/ Westwood, GBR , **theoretical besttime: 2:01.298**

Lap	Time	SE1	SP1	SE2	SP2	SE3	SP3	Lap	Time	SE1	SP1	SE2	SP2	SE3	SP3
1	4:49.397	3:20.962	94	31.719	269	56.716	193	12	2:03.043	37.017	97	30.648	***276***	55.378	190
2	2:06.638	39.596	95	30.902	273	56.140	191	13	2:05.030	39.216	97	30.997	274	54.817	193
3	2:04.005	37.550	97	30.859	273	55.596	189	14	2:37.758	1:09.212	87	32.614	271	55.932	193
4	2:04.271	37.321	97	30.945	273	56.005	191	15	2:02.530	37.280	99	30.764	273	54.486	***194***
5	2:03.350	37.741	***99***	30.681	274	54.928	191	16	2:20.697	36.813	98	30.751	274	1:13.133	
6	2:02.131	37.087	99	30.635	274	54.409	193	17	5:43.171	4:10.036	85	32.613	269	1:00.522	193
7	2:03.739	38.456	97	30.742	273	54.541	192	18	2:10.880	39.995	89	32.072	271	58.813	193
8	***2:01.990***	37.300	97	30.703	273	***53.987***	192	19	2:08.522	39.456	91	31.714	272	57.352	193
9	2:22.975	***36.790***	96	***30.521***	274	1:15.664		20	2:08.617	39.474	86	31.726	271	57.417	192
10	11:02.708	9:35.938	95	31.870	265	54.900	192	21	2:07.043	38.466	95	31.442	272	57.135	190
11	2:02.698	36.868	98	31.432	271	54.398	189	22	2:24.655	39.541	94	32.300	269	1:12.814	

25 Gosselin, FRA/ Lagniez, FRA/ Sourd, FRA , **theoretical besttime: 2:01.713**

Lap	Time	SE1	SP1	SE2	SP2	SE3	SP3	Lap	Time	SE1	SP1	SE2	SP2	SE3	SP3
1	5:56.345	1:58.941	81	35.393	260	3:22.011		13	2:06.148	38.224	92	31.168	273	56.756	191
2	2:34.395	1:03.126	90	32.914	271	58.355	190	14	2:06.234	37.737	93	31.593	273	56.904	191
3	2:05.431	38.262	96	31.358	277	55.811	189	15	6:11.593	37.932	90	31.237	274	5:02.424	
4	2:05.539	37.331	94	31.201	278	57.007	191	16	2:57.144	1:12.984	91	42.182	194	1:01.978	190
5	2:05.197	37.167	96	31.293	***280***	56.737	193	17	2:18.239	38.637	99	31.512	272	1:08.090	191
6	2:04.216	37.482	99	31.158	278	55.576	191	18	2:02.592	36.969	96	31.091	274	***54.532***	193
7	2:03.734	37.455	97	31.000	278	55.279	191	19	***2:01.743***	***36.361***	97	30.824	276	54.558	***193***
8	4:53.977	37.762	89	31.050	277	3:45.165		20	4:48.636	36.854	96	30.974	274	3:40.808	
9	2:47.305	1:15.131	92	31.700	273	1:00.474	190	21	2:27.361	1:00.418	***100***	31.280	276	55.663	191
10	2:07.242	39.025	90	31.346	273	56.871	189	22	2:04.319	37.349	98	***30.820***	278	56.150	190
11	2:06.458	38.148	95	31.333	271	56.977	191	23		39.026	87				
12	2:10.590	38.030	94	32.188	270	1:00.372	191								

35 Aksenov, RUS/ Faisca, PRT/ Chiyo, JPN , **theoretical besttime: 2:01.180**

Lap	Time	SE1	SP1	SE2	SP2	SE3	SP3	Lap	Time	SE1	SP1	SE2	SP2	SE3	SP3
1	11:00.788	9:17.523	76	31.356	281	1:11.909		9	2:04.210	37.725	87	30.759	277	55.726	198
2	10:05.511	8:40.253	80	30.718	280	54.540	198	10	2:05.669	39.428	91	30.841	278	55.400	198
3	2:02.122	36.789	91	30.392	281	54.941	198	11	2:17.738	38.667	93	31.154	278	1:07.917	
4	***2:01.316***	***36.759***	88	30.431	281	***54.126***	199	12	3:56.428	2:27.598	82	31.809	278	57.021	***199***
5	2:15.462	37.361	85	30.931	269	1:07.170		13	2:04.032	37.409	***94***	30.513	280	56.110	199
6	11:23.462	9:39.464	85	31.488	279	1:12.510		14	2:03.467	37.365	91	30.764	279	55.338	199
7	3:50.432	2:19.164	67	33.040	278	58.228	198	15	2:02.736	37.185	91	***30.295***	***282***	55.256	198
8	2:05.358	38.075	83	31.143	277	56.140	198	16		37.798	94	30.358	277		

38 Abra, GBR/ Poole, GBR/ Osborne, GBR , **theoretical besttime: 2:01.320**

Lap	Time	SE1	SP1	SE2	SP2	SE3	SP3	Lap	Time	SE1	SP1	SE2	SP2	SE3	SP3
1	3:16.789							12	2:03.575	37.587	101	31.014	271	54.974	194
2	2:39.343	1:06.798	83	32.879	271	59.666	190	13	2:03.444	37.366	100	30.816	271	55.262	193
3	2:09.153	39.454	97	31.735	257	57.964	191	14	2:03.544	37.090	99	30.793	271	55.661	***195***
4	2:05.100	38.052	100	31.089	272	55.959	193	15	6:23.739	37.231	100	30.734	271	5:15.774	
5	2:04.472	37.498	98	30.925	272	56.049	191	16	2:26.564	58.296	102	31.423	272	56.845	190
6	2:04.106	37.663	100	30.809	271	55.634	193	17	4:48.195	***36.631***	***104***	32.374	268	3:39.190	
7	2:03.624	37.597	102	30.807	272	55.220	193	18	2:22.757	57.725	98	30.868	271	***54.164***	194
8	2:04.145	37.376	103	30.978	***273***	55.791	192	19	2:02.378	37.145	102	30.918	271	54.315	194
9	2:03.751	37.427	103	30.789	271	55.535	193	20	***2:01.583***	36.711	99	30.562	271	54.310	195
10	10:10.605	40.355	103	30.931	271	8:59.319		21	2:02.032	37.342	102	***30.525***	271	54.165	192
11	2:27.141	1:00.131	102	31.115	271	55.895	193	22		45.633	90	37.439	212		

41 Delhez, BEL/ Cabannes, FRA/ Debs, FRA , **theoretical besttime: 2:03.578**

Lap	Time	SE1	SP1	SE2	SP2	SE3	SP3	Lap	Time	SE1	SP1	SE2	SP2	SE3	SP3
1	4:28.949							13	2:04.333	37.678	98	***30.347***	280	56.308	192
2	2:41.677	1:06.627	89	34.959	269	1:00.091	192	14	5:04.802	40.138	99	31.403	273	3:53.261	
3	2:09.335	39.573	83	31.706	280	58.056	192	15	2:32.682	58.352	73	33.229	277	1:01.101	194
4	2:06.454	38.461	95	31.263	280	56.730	191	16	2:10.907	41.291	86	31.587	279	58.029	193
5	2:06.144	38.365	96	31.155	280	56.624	192	17	2:22.271	40.155	93	31.323	279	1:10.793	***196***
6	2:05.959	38.822	99	30.963	279	56.174	193	18	2:18.899	39.458	84	31.380	***281***	1:08.061	196
7	5:19.016	38.263	75	32.306	277	4:08.447		19	2:08.353	39.163	91	31.200	280	57.990	196

Blancpain Endurance Series

Lap analysis Bronze Test

Provisional

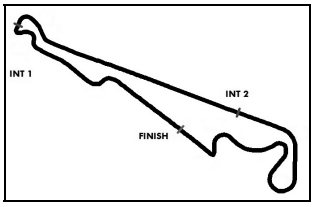

Circuit Paul Ricard Short, Length: 5791 m
Air temperature: 26.6°C
Track temperature: 29.4°C
Weather condition: Dry

Friday 27.6.2014 09:00

Lap analysis: Bronze Test

Lap	Time	SE1	SP1	SE2	SP2	SE3	SP3	Lap	Time	SE1	SP1	SE2	SP2	SE3	SP3
8	2:29.696	1:01.534	100	31.090	***281***	57.072	192	20	2:06.972	38.401	96	31.366	***281***	57.205	194
9	2:05.577	38.417	***101***	30.769	280	56.391	194	21	2:06.568	38.342	92	31.008	280	57.218	195
10	2:04.795	38.285	98	30.658	280	55.852	194	22	2:05.291	37.902	100	30.890	279	56.499	194
11	***2:03.776***	***37.522***	100	30.524	278	55.730	194	23		38.786	96	30.840	280		
12	2:03.779	37.571	98	30.499	280	***55.709***	196								

42 Albert, BEL/ Lemeret, BEL/ Vannelet, FRA , **theoretical besttime: 2:00.895**

1	34:05.908							8	2:24.796	59.514	99	30.791	280	54.491	***197***
2	2:33.061	1:02.135	93	31.523	***281***	59.403	197	9	2:01.341	36.509	102	30.414	***281***	54.418	194
3	2:03.210	37.341	101	30.836	280	55.033	196	10	***2:01.000***	***36.408***	***103***	30.247	279	54.345	195
4	2:03.526	37.758	97	30.959	278	54.809	196	11	2:02.026	37.125	94	30.554	280	54.347	196
5	2:02.176	36.648	98	30.379	***281***	55.149	192	12	2:01.245	36.671	100	30.307	280	***54.267***	197
6	2:01.744	36.762	102	30.414	280	54.568	195	13		40.719	92	34.218	246		
7	4:53.953	36.521	100	***30.220***	280	3:47.212									

43 Cerutti, ITA/ Amos, ITA/ Comandini, ITA , **theoretical besttime: 2:00.158**

1	4:05.421	2:16.072	83	34.991	264	1:14.358		11	2:01.555	36.556	97	30.769	271	54.230	194
2	5:01.002	3:34.215	92	31.685	269	55.102	192	12	2:12.658	37.670	90	31.036	272	1:03.952	
3	2:01.950	36.605	98	30.577	273	54.768	193	13	10:52.170	9:26.973	97	31.020	269	54.177	193
4	2:01.541	36.660	99	31.212	272	53.669	193	14	2:01.711	36.639	95	30.763	273	54.309	194
5	***2:00.648***	***36.257***	***99***	***30.441***	***273***	53.950	193	15	2:00.999	36.608	98	30.922	272	53.469	***195***
6	2:01.340	37.247	94	30.633	272	***53.460***	193	16	2:15.415	36.460	98	30.755	273	1:08.200	
7	2:00.922	36.394	94	30.599	273	53.929	193	17	4:02.143	2:37.177	95	30.913	269	54.053	192
8	2:13.411	36.495	93	30.547	***273***	1:06.369		18	2:00.851	36.422	96	30.719	271	53.710	193
9	10:56.100	9:30.744	95	31.011	268	54.345	192	19		36.270	97	30.647	272		
10	2:01.836	36.341	96	31.503	270	53.992	193								

49 Blank, USA/ Bachelier, FRA/ Mallegol, FRA , **theoretical besttime: 2:01.593**

1	9:05.562	7:12.591	85	34.539	258	1:18.432		10	2:14.974	***36.417***	101	***30.424***	280	1:08.133	
2	4:12.016	2:38.510	95	32.682	269	1:00.824	194	11	5:30.719	3:57.179	87	33.830	269	59.710	195
3	2:24.676	37.893	100	31.105	280	1:15.678		12	2:09.656	39.024	97	33.016	265	57.616	194
4	5:54.264	4:26.185	94	31.613	280	56.466	195	13	2:07.203	38.359	94	31.441	278	57.403	194
5	2:02.835	36.804	101	30.886	280	55.145	195	14	2:39.613	38.967		42.271	235	1:18.375	
6	***2:01.984***	36.621	100	30.568	***281***	54.795	196	15	4:32.809	3:03.017	81	32.092	279	57.700	195
7	2:18.695	37.627	100	30.819	280	1:10.249		16	2:23.028	38.365	98	32.366	262	1:12.297	
8	6:00.704	4:34.499	***101***	30.860	280	55.345	***197***	17	4:00.989	2:31.689	98	32.212	276	57.088	195
9	2:02.074	36.649	101	30.673	279	***54.752***	196	18		37.491	103	31.434	277		

50 Danyliw, CDN/ Sonvico, ITA/ Knap, NLD , **theoretical besttime: 2:01.198**

1	5:50.179	3:54.676	74	33.568	278	1:21.935		12	2:01.872	36.794	102	30.214	279	54.864	197
2	5:03.910	3:36.585	99	30.629	280	56.696	197	13	***2:01.768***	***36.502***	99	30.475	280	54.791	196
3	2:03.231	37.361	***104***	30.163	280	55.707	197	14	2:02.696	37.497	97	30.521	***281***	54.678	199
4	2:03.014	37.546	99	30.461	279	55.007	197	15	2:03.928	37.977	101	30.412	279	55.539	196
5	2:02.693	36.976	102	30.416	280	55.301	195	16	2:03.614	38.344	99	30.702	280	***54.568***	198
6	2:02.261	36.800	102	30.179	280	55.282	197	17	2:02.238	36.664	102	30.645	279	54.929	198
7	2:04.172	37.473	101	***30.128***	280	56.571	196	18	2:02.325	36.960	101	30.466	280	54.899	198
8	2:17.771	37.762	102	30.527	280	1:09.482		19	2:02.510	36.698	99	31.033	280	54.779	197
9	7:35.408	6:08.927	100	30.932	***281***	55.549	196	20	2:01.949	36.847	102	30.283	***281***	54.819	***199***
10	2:03.425	37.640	102	30.691	***281***	55.094	197	21	2:24.981	37.006	97	30.170	280	1:17.805	
11	2:02.796	36.807	100	30.291	280	55.698	193								

51 Mann, GBR/ Barreiros, PRT/ Guedes, PRT , **theoretical besttime: 1:59.739**

1	7:08.516	5:33.382	85	32.654	280	1:02.480	197	12	2:04.835	37.712	98	31.107	278	56.016	193
2	2:02.334	37.842	99	30.390	281	54.102	196	13	2:05.442	37.483	96	31.152	279	56.807	195
3	2:00.952	36.438	98	30.228	281	54.286	195	14	2:06.027	37.328	97	31.048	280	57.651	196
4	2:01.033	36.406	98	***29.984***	280	54.643	196	15	2:06.246	38.828	94	31.188	277	56.230	195
5	***1:59.784***	***36.191***	99	30.029	281	***53.564***	197	16	2:03.679	37.183	97	31.080	279	55.416	194
6	2:17.914	36.805	***102***	30.596	281	1:10.513		17	2:15.826	37.326	95	30.921	280	1:07.579	

Blancpain Endurance Series

Lap analysis Bronze Test

Provisional

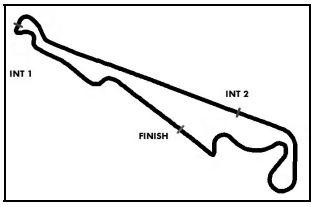

Circuit Paul Ricard Short, Length: 5791 m
Air temperature: 26.6°C
Track temperature: 29.4°C
Weather condition: Dry

Friday 27.6.2014 09:00

Lap analysis: Bronze Test

Lap	Time	SE1	SP1	SE2	SP2	SE3	SP3	Lap	Time	SE1	SP1	SE2	SP2	SE3	SP3
7	7:21.932	5:53.573	86	31.628	279	56.731	197	18	4:23.362	2:53.464	91	32.315	280	57.583	197
8	2:07.127	36.352	99	30.333	281	1:00.442	***198***	19	2:07.355	38.267	95	31.237	278	57.851	192
9	2:15.159	36.520	98	30.526	***283***	1:08.113		20	2:06.491	38.320	97	30.814	280	57.357	196
10	6:11.932	4:41.668	91	32.026	277	58.238	193	21	2:05.716	38.034	95	30.784	281	56.898	195
11	2:06.529	38.862	101	31.113	279	56.554	196	22		38.629	96	31.008	279		

55 Zheng, CHN/ Cheng, CHN/ Couto, MAC , **theoretical besttime: 2:00.228**

1	3:07.407	1:36.635	88	33.614	267	57.158	192	13	2:01.397	36.773	99	30.544	272	54.080	193
2	2:07.897	39.349	91	31.890	271	56.658	192	14	2:01.828	36.669	***102***	30.535	273	54.624	192
3	2:05.343	38.485	96	30.966	272	55.892	192	15	2:01.290	***36.425***	101	30.518	272	54.347	194
4	2:05.117	37.647	98	32.359	271	55.111	193	16	2:01.996	36.481	98	30.638	273	54.877	194
5	2:02.205	37.090	98	30.508	274	54.607	193	17	2:19.685	42.731	94	31.082	273	1:05.872	
6	2:04.830	37.335	97	31.249	***277***	56.246	194	18	5:06.998	3:41.961	101	30.663	273	54.374	194
7	2:13.199	37.314	97	30.584	274	1:05.301		19	2:22.586	38.217	97	30.597	274	1:13.772	
8	5:31.246	3:57.775	98	33.345	263	1:00.126	191	20	5:32.526	4:06.395	99	30.867	269	55.264	193
9	2:03.143	37.398	100	30.744	272	55.001	193	21	2:03.318	36.463	95	30.792	270	56.063	195
10	2:18.731	37.090	99	***30.451***	273	1:11.190		22	2:06.213	41.326	101	31.095	271	53.792	195
11	3:42.147	2:15.526	98	30.750	273	55.871	194	23	***2:00.381***	36.449	99	30.580	275	***53.352***	***196***
12	2:02.012	36.671	99	30.881	274	54.460	194	24		37.263	97	30.734	275		

63 Leimer, CHE/ Cochet, FRA , , **theoretical besttime: 2:02.377**

1	4:44.597	2:50.515	65	52.999	201	1:01.083	194	10	2:04.905	37.501	99	31.570	260	55.834	188
2	2:07.428	38.465	95	31.705	269	57.258	193	11	7:28.843	39.860	94	33.320	258	6:15.663	
3	2:04.666	37.622	100	31.052	271	55.992	194	12	2:24.777	57.857	99	31.429	269	55.491	188
4	3:39.099	40.816	44	32.866	***273***	2:25.417		13	2:03.160	36.995	99	31.055	268	55.110	190
5	2:21.527	54.713	99	31.429	271	55.385	193	14	2:03.069	36.946	***101***	31.104	268	55.019	
6	2:04.471	37.842	95	31.227	271	55.402	193	15	2:05.204	37.041	100	30.896	271	57.267	***197***
7	***2:02.397***	***36.671***	98	***30.769***	272	54.957	191	16	2:03.267	37.161	96	31.169	271	***54.937***	191
8	2:06.091	37.809	88	31.381	267	56.901	189	17	4:28.938	37.311	98	32.036	236	3:19.591	
9	2:05.288	38.005	97	31.634	264	55.649	183								

70 Berville, FRA/ Trouillet, FRA/ Martins, FRA , **theoretical besttime: 2:00.284**

1	3:07.504	1:30.920	77	35.020	256	1:01.564	176	14	2:04.709	37.574	92	31.057	279	56.078	196
2	2:18.594	41.804	96	36.046	236	1:00.744	193	15	2:05.011	37.643	94	31.367	278	56.001	196
3	3:58.797	41.072	90	35.975	213	2:41.750		16	2:05.263	37.484	89	31.140	278	56.639	195
4	2:28.970	59.574	94	31.041	282	58.355	195	17	5:21.402	37.440	93	31.197	277	4:12.765	
5	2:03.007	38.146	95	30.646	***284***	54.215	195	18	2:25.561	58.009	93	31.545	277	56.007	196
6	2:00.978	36.814	99	30.446	281	53.718	195	19	2:04.299	37.495	94	31.004	278	55.800	196
7	***2:00.446***	***36.452***	***101***	30.453	281	***53.541***	196	20	2:04.435	37.678	95	30.950	278	55.807	196
8	2:01.902	36.958	96	30.440	282	54.504	195	21	2:03.599	37.104	92	31.005	278	55.490	195
9	2:01.467	36.821	99	30.461	280	54.185	196	22	2:06.845	38.113	91	31.211	270	57.521	195
10	2:00.509	36.490	100	30.462	280	53.557	***197***	23	2:05.146	37.899	94	31.035	281	56.212	196
11	6:51.612	36.525	100	***30.291***	280	5:44.796		24	2:05.992	37.523	97	30.883	282	57.586	190
12	2:33.247	1:01.837	93	32.482	274	58.928	197	25		40.987	96				
13	2:06.125	38.338	98	31.201	277	56.586	195								

79 Smith, GBR/ McCaig, GBR/ Bryant, GBR , **theoretical besttime: 2:02.076**

1	2:43.187	1:00.092	79	38.319	216	1:04.776	189	13	2:03.700	37.594	96	31.129	267	54.977	192
2	2:15.156	41.721	92	33.148	267	1:00.287	190	14	2:03.546	37.268	97	31.219	268	55.059	***193***
3	2:07.936	38.721	95	31.981	269	57.234	190	15	2:05.344	38.297	90	31.566	268	55.481	191
4	2:28.669	42.725	85	31.776	252	1:14.168		16	2:16.514	37.979	95	31.393	268	1:07.142	
5	10:39.715	9:05.492	86	33.022	267	1:01.201	188	17	5:17.525	3:50.148	92	31.184	267	56.193	191
6	2:10.369	40.397	95	32.146	266	57.826	190	18	2:04.081	37.996	97	30.936	267	55.149	191
7	2:07.868	38.951	83	32.239	266	56.678	190	19	2:04.317	36.936	***98***	30.882	269	56.499	192
8	2:06.165	38.261	93	31.885	268	56.019	191	20	***2:02.240***	***36.817***	95	30.920	269	***54.503***	192
9	2:05.327	38.124	94	31.406	269	55.797	192	21	2:06.184	37.308	96	***30.756***	269	58.120	191
10	2:06.089	38.394	89	31.241	269	56.454	192	22	2:02.859	37.381	95	30.823	269	54.655	191
11	2:07.971	38.325	96	31.366	267	58.280	192	23	2:02.680	37.252	97	30.794	***271***	54.634	190
12	2:03.622	37.677	94	31.108	268	54.837	192	24		37.599	96	30.794	270		

Blancpain Endurance Series

Lap analysis Bronze Test

Provisional

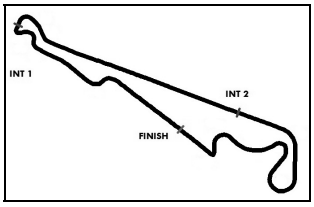

Circuit Paul Ricard Short, Length: 5791 m
Air temperature: 26.6°C
Track temperature: 29.4°C
Weather condition: Dry

Friday 27.6.2014 09:00

Lap analysis: Bronze Test

80 McMillen, GBR/ Strauss, DEU/ Buncombe, GBR , **theoretical besttime: 2:00.653**

Lap	Time	SE1	SP1	SE2	SP2	SE3	SP3	Lap	Time	SE1	SP1	SE2	SP2	SE3	SP3
1	7:58.025	6:28.435	88	31.490	281	58.100	198	10	2:05.052	38.771	93	30.731	281	55.550	200
2	2:20.437	38.869	96	30.650	282	1:10.918		11	2:03.519	38.273	93	30.536	279	54.710	200
3	10:43.377	9:15.108	97	31.120	245	57.149	199	12	2:02.721	37.385	93	30.414	280	54.922	200
4	2:01.751	37.103	97	30.257	281	54.391	198	13	2:19.543	37.096	94	30.415	280	1:12.032	
5	2:01.929	***36.486***	***97***	29.972	282	55.471	200	14	4:59.339	3:29.177	93	34.478	273	55.684	199
6	***2:01.162***	36.918	91	30.010	283	***54.234***	197	15	2:02.490	37.315	96	30.561	281	54.614	200
7	2:03.798	36.750	96	***29.933***	***287***	57.115	199	16	2:03.830	38.710	89	30.550	280	54.570	***200***
8	2:12.789	36.762	96	30.192	283	1:05.835		17	2:01.992	37.023	96	30.416	281	54.553	199
9	5:28.473	3:59.284	87	31.491	280	57.698	198	18	2:17.305	38.939	92	30.669	279	1:07.697	

85 Wolf, DEU/ Afanasiev, RUS/ Dusseldorp, NLD , **theoretical besttime: 2:00.109**

Lap	Time	SE1	SP1	SE2	SP2	SE3	SP3	Lap	Time	SE1	SP1	SE2	SP2	SE3	SP3
1	5:46.244	4:13.652	74	33.999	267	58.593	194	14	2:05.248	38.239	97	31.265	275	55.744	193
2	2:07.466	39.410	74	32.363	243	55.693	196	15	2:03.925	37.480	97	30.837	275	55.608	196
3	2:01.871	36.890	91	30.455	***281***	54.526	196	16	2:02.931	37.334	99	31.237	274	54.360	194
4	2:04.362	37.478	87	30.796	278	56.088	196	17	2:02.161	36.968	97	30.635	277	54.558	195
5	2:03.616	38.767	91	30.480	281	54.369	196	18	2:02.709	38.230	98	30.563	277	53.916	194
6	2:01.055	36.514	91	30.264	***281***	54.277	195	19	2:01.425	37.099	***101***	30.328	278	53.998	195
7	2:12.678	36.848	96	30.410	278	1:05.420		20	2:01.790	37.053	99	30.360	277	54.377	195
8	8:15.312	6:48.882	96	30.979	278	55.451	196	21	2:00.572	36.667	99	30.362	277	53.543	195
9	2:01.397	36.562	94	30.539	277	54.296	196	22	2:01.442	37.245	97	30.320	278	53.877	195
10	***2:00.195***	***36.356***	98	30.335	273	53.504	196	23	2:02.790	37.644	99	30.361	277	54.785	195
11	2:00.757	36.475	96	30.719	276	53.563	***197***	24	2:00.641	36.888	99	***30.252***	278	***53.501***	195
12	2:11.680	37.449	94	30.575	276	1:03.656		25		37.477	97	30.897	277		
13	3:48.164	2:19.318	95	31.823	277	57.023	195								

91 Mezard, FRA/ Perrodo, FRA , , **theoretical besttime: 2:01.016**

Lap	Time	SE1	SP1	SE2	SP2	SE3	SP3	Lap	Time	SE1	SP1	SE2	SP2	SE3	SP3
1	6:52.090							11	2:02.776	36.963	92	30.901	279	54.912	196
2	2:38.455	1:04.551	86	34.311	258	59.593	196	12	2:03.508	37.710	92	31.309	278	54.489	197
3	2:06.774	38.911	99	31.181	280	56.682	196	13	2:02.258	36.746	93	31.015	280	54.497	197
4	2:05.600	37.823	***103***	30.879	***282***	56.898	198	14	2:01.249	36.618	89	30.668	279	***53.963***	197
5	2:03.475	37.415	99	30.477	277	55.583	195	15	2:01.320	36.655	93	30.467	280	54.198	197
6	2:02.825	37.259	97	30.611	280	54.955	197	16	***2:01.021***	***36.599***	94	***30.454***	279	53.968	198
7	14:00.615	38.961	99	32.039	245	12:49.615		17	4:13.557	36.650	97	30.725	279	3:06.182	
8	2:28.481	59.583	89	31.584	278	57.314	196	18	2:21.757	56.889	95	30.685	280	54.183	198
9	2:04.808	37.119	94	30.965	279	56.724	197	19	2:01.633	36.709	100	30.605	278	54.319	***198***
10	2:03.979	38.027	94	30.914	279	55.038	197	20		37.414	100	30.824	279		

93 Dermont, FRA/ Perera, FRA , , **theoretical besttime: 2:00.915**

Lap	Time	SE1	SP1	SE2	SP2	SE3	SP3	Lap	Time	SE1	SP1	SE2	SP2	SE3	SP3
1	3:43.119	2:14.848	84	32.244	273	56.027	193	12	5:43.094	4:17.741	95	30.959	274	54.394	195
2	2:05.210	39.683	91	30.982	278	54.545	194	13	2:03.239	37.412	92	30.651	278	55.176	195
3	2:03.559	38.018	95	31.301	277	54.240	194	14	2:01.507	37.234	94	30.581	277	***53.692***	195
4	2:02.709	37.980	94	30.566	279	54.163	194	15	2:01.634	***36.808***	96	30.515	276	54.311	***196***
5	2:02.810	37.834	96	30.661	278	54.315	195	16	2:11.912	38.006	95	30.598	276	1:03.308	
6	2:15.093	36.948	95	30.570	***281***	1:07.575		17	11:07.501	9:40.823	93	30.973	277	55.705	194
7	6:03.054	4:37.094	94	30.773	278	55.187	192	18	2:04.444	37.946	***97***	30.823	277	55.675	193
8	2:03.811	38.273	96	31.381	276	54.157	193	19	2:02.959	37.195	95	30.644	278	55.120	194
9	***2:01.101***	36.914	95	30.416	277	53.771	193	20	2:02.480	37.282	95	30.580	278	54.618	195
10	2:02.167	36.986	94	30.463	277	54.718	194	21	2:01.834	37.042	94	***30.415***	278	54.377	194
11	2:12.961	37.788	94	30.416	278	1:04.757		22		37.272	92				

111 Kremer, DEU/ Earle, USA/ Caccia, ITA , **theoretical besttime: 2:03.329**

Lap	Time	SE1	SP1	SE2	SP2	SE3	SP3	Lap	Time	SE1	SP1	SE2	SP2	SE3	SP3
1	3:04.743	1:17.016	77	35.247	256	1:12.480		14	2:21.120	37.866	100	32.855	251	1:10.399	
2	4:32.223	3:01.823	84	32.209	265	58.191	193	15	5:08.749	3:26.734	82	34.575	228	1:07.440	185
3	2:08.286	38.902	97	31.177	268	58.207	194	16	2:08.879	38.734	98	31.816	260	58.329	194
4	2:08.120	38.801	94	31.146	265	58.173	193	17	2:07.905	38.233	92	31.502	264	58.170	194
5	2:17.878	38.292	94	31.068	265	1:08.518		18	2:05.897	37.922	92	31.390	266	56.585	194

Blancpain Endurance Series

Lap analysis Bronze Test

Provisional

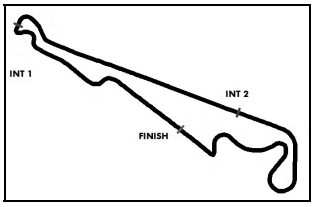

Circuit Paul Ricard Short, Length: 5791 m
Air temperature: 26.6°C
Track temperature: 29.4°C
Weather condition: Dry

Friday 27.6.2014 09:00

Lap analysis: Bronze Test

Lap	Time	SE1	SP1	SE2	SP2	SE3	SP3	Lap	Time	SE1	SP1	SE2	SP2	SE3	SP3
6	6:18.627	4:45.594	86	33.576	263	59.457	193	19	2:07.575	38.664	96	31.636	265	57.275	195
7	2:11.755	41.861	100	32.152	248	57.742	195	20	2:07.411	37.762	93	31.276	264	58.373	195
8	2:07.224	38.535	102	31.591	265	57.098	195	21	2:05.630	38.311	97	31.025	267	56.294	194
9	2:06.153	37.687	102	31.501	265	56.965	195	22	2:04.457	37.247	94	30.888	266	56.322	195
10	2:07.252	38.547	97	31.882	244	56.823	195	23	***2:03.329***	***36.968***	94	***30.799***	***274***	***55.562***	195
11	2:04.770	37.500	102	31.204	269	56.066	195	24	2:04.178	37.211	93	30.837	265	56.130	194
12	2:05.936	37.684	102	31.391	263	56.861	195	25		37.260	94	31.768	251		
13	2:05.925	38.115	***104***	31.533	264	56.277	***196***								

333 Solikhov, RUS/ Kogay, RUS/ Seefried, DEU , **theoretical besttime: 2:01.866**

1	5:16.761							14	2:04.148	38.045	99	30.382	281	55.721	197
2	2:50.424	1:14.166	73	36.005	276	1:00.253	194	15	2:02.782	37.146	***101***	30.516	280	55.120	196
3	2:10.891	39.974	84	31.100	280	59.817	193	16	***2:01.866***	***36.691***	99	***30.307***	281	***54.868***	***198***
4	2:08.412	40.254	89	30.907	280	57.251	194	17	2:02.902	37.173	99	30.355	280	55.374	198
5	2:06.586	38.525	96	30.678	281	57.383	190	18	2:04.575	37.933	93	30.729	280	55.913	196
6	2:06.693	38.079	90	30.896	280	57.718	191	19	4:52.253	47.947	12	33.052	280	3:31.254	
7	2:04.462	37.704	95	30.458	280	56.300	192	20	2:26.793	59.185	94	30.930	280	56.678	196
8	2:04.512	37.813	96	30.494	279	56.205	195	21	2:18.768	51.319	97	31.154	280	56.295	196
9	2:05.409	38.162	95	30.518	280	56.729	196	22	2:06.005	37.817	93	31.173	279	57.015	190
10	2:05.509	38.254	98	30.558	280	56.697	194	23	2:06.867	37.983	97	30.689	279	58.195	194
11	2:05.039	37.664	92	30.320	279	57.055	194	24	2:05.506	38.076	95	30.869	280	56.561	193
12	5:09.296	37.837	95	30.422	***281***	4:01.037		25		37.699	93	31.183	279		
13	2:28.200	1:00.751	99	30.837	279	56.612	196								

350 Gorini, FRA/ Duqueine, FRA/ Lanchere, FRA , **theoretical besttime: 2:02.863**

1	3:46.773							7	***2:02.950***	37.309	102	30.526	***279***	***55.115***	195
2	4:25.742	1:23.015	98	32.005	275	2:30.722		8	2:03.660	***37.224***	96	30.575	278	55.861	***196***
3	2:24.527	58.098	101	30.765	***279***	55.664	195	9	4:10.391	37.432	103	30.549	***279***	3:02.410	
4	2:05.206	38.602	102	30.686	278	55.918	192	10	2:24.970	57.163	99	30.663	***279***	57.144	194
5	2:04.091	37.494	***103***	***30.524***	278	56.073	194	11		37.257	101	30.663	***279***		
6	2:03.598	37.323	102	30.808	278	55.467	194								

458 Ehret, FRA/ Mattschull, DEU/ Schmickler, DEU , **theoretical besttime: 2:01.005**

1	5:30.040							14	2:03.686	37.362	93	30.689	280	55.635	195
2	2:33.213	1:01.686	86	33.901	***281***	57.626	194	15	2:03.057	37.185	94	30.704	280	55.168	196
3	2:05.687	38.718	87	31.244	279	55.725	194	16	2:03.099	37.361	97	30.501	280	55.237	193
4	2:01.918	37.233	***99***	30.262	281	***54.423***	195	17	4:50.192	40.876	97	31.189	279	3:38.127	
5	2:02.207	37.203	94	30.158	278	54.846	195	18	3:11.949	1:00.806	94	31.975	271	1:39.168	
6	2:01.787	36.812	97	30.530	274	54.445	***196***	19	2:26.977	58.781	98	31.248	279	56.948	195
7	***2:01.175***	***36.545***	98	30.040	280	54.590	194	20	2:07.388	39.803	94	30.994	280	56.591	195
8	2:03.306	37.570	98	***30.037***	281	55.699	195	21	2:04.514	37.745	97	31.111	280	55.658	195
9	5:17.667	37.425	93	33.364	252	4:06.878		22	2:04.899	37.392	92	30.989	280	56.518	196
10	2:45.965	1:13.594	80	33.055	281	59.316	193	23	2:03.537	37.161	97	31.002	281	55.374	195
11	2:07.156	39.033	96	31.091	280	57.032	194	24	2:03.965	37.106	98	30.690	281	56.169	195
12	2:04.286	37.372	97	30.992	280	55.922	194	25		37.557	91	30.793	278		
13	2:05.252	39.249	97	30.772	281	55.231	195								

BLANCPAIN ENDURANCE SERIES
PAUL RICARD 2014

Blancpain Endurance Series

Result List Free Practice

Provisional

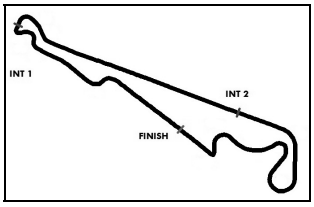

Circuit Paul Ricard Short, Length: 5791 m
Air temperature: 28.3°C
Track temperature: 34.8°C
Weather condition: Dry

Friday 27.6.2014 11:20

started : 42 **classified : 42** **not classified : 0**

	Nr. / Cl.	Drivers / Car	Team / Entrant	Lap	Best Time	Gap	Diff	Kph	Day Time
1	93	Dermont/**Perera**	**Pro GT by Almeras**	16	**1:57.957**			176,7	12:04:36
	PAM	Porsche 997 GT3 R	Pro GT by Almeras						
2	35	Aksenov/Faisca/**Chiyo**	**Nissan GT Academy Team RJN**	2	**1:58.663**	0.706	0.706	175,7	11:28:04
	PAM	Nissan GT-R Nismo GT3	Nissan GT Academy Team RJN						
3	3	Nash/Stippler/**Mies**	**Belgian Audi Club Team WRT**	7	**1:58.850**	0.893	0.187	175,4	11:40:34
	PRO	Audi R8 LMS Ultra	Belgian Audi Club Team WRT						
4	44	Al Harthy/Jelley/**Caine**	**Oman Racing Team**	33	**1:58.895**	0.938	0.045	175,3	12:44:36
	PRO	Aston Martin Vantage GT3	Oman Racing Team						
5	80	McMillen/Strauss/**Buncombe**	**Nissan GT Academy Team RJN**	4	**1:59.027**	1.070	0.132	175,2	11:33:04
	PAM	Nissan GT-R Nismo GT3	Nissan GT Academy Team RJN						
6	333	Solikhov/Kogay/**Seefried**	**GT Corse by Rinaldi**	5	**1:59.096**	1.139	0.069	175,0	11:31:21
	PAM	Ferrari 458 Italia	GT Corse by Rinaldi						
7	10	Clement/Lariche/**Armindo**	**TDS Racing**	22	**1:59.154**	1.197	0.058	175,0	12:19:53
	PAM	BMW Z4	Thiriet by TDS Racing						
8	26	Ortelli/Sandstroem/**Guilvert**	**Sainteloc Racing**	28	**1:59.219**	1.262	0.065	174,9	12:46:17
	PRO	Audi R8 LMS Ultra	Sainteloc Junior Team						
9	7	Smith/Meyrick/**Kane**	**M-Sport Bentley**	18	**1:59.316**	1.359	0.097	174,7	12:13:54
	PRO	Bentley Continental GT3	M-Sport Bentley						
10	85	Wolf/Afanasiev/**Dusseldorp**	**HTP Motorsport**	13	**1:59.321**	1.364	0.005	174,7	11:57:09
	PRO	Mercedes SLS AMG GT3	HTP Motorsport						
11	17	Andersen/**Jensen**	**Insightracing with Flex-Box**	14	**1:59.344**	1.387	0.023	174,7	12:14:10
	PAM	Ferrari 458 Italia	Insightracing dk						
12	99	Soucek/Korjus/Estre	**ART Grand Prix**	3	**1:59.395**	1.438	0.051	174,6	11:29:03
	PRO	McLaren MP4-12C	ART Grand Prix						
13	38	Poole/Abra/**Osborne**	**MP Motorsport AMR**	17	**1:59.601**	1.644	0.206	174,3	12:02:25
	PAM	Aston Martin Vantage GT3	Aston Martin Racing						
14	12	Hassid/**Catsburg**	**TDS Racing**	8	**1:59.619**	1.662	0.018	174,3	11:44:07
	PAM	BMW Z4	Thiriet by TDS Racing						
15	90	**Rizzoli**/Gai/Castellacci	**Scuderia Villorba Corse**	7	**1:59.645**	1.688	0.026	174,2	11:39:27
	PAM	Ferrari 458 Italia	Scuderia Vilorba Corse SRL						
16	98	Demoustier/Lapierre/**Parente**	**ART Grand Prix**	6	**1:59.665**	1.708	0.020	174,2	11:43:21
	PRO	McLaren MP4-12C	ART Grand Prix						
17	50	Danyliw/Knap/Sonvico	**AF Corse**	7	**1:59.666**	1.709	0.001	174,2	11:57:43
	PAM	Ferrari 458 Italia	AF Corse						
18	84	Primat/**Verdonck**/Buhk	**HTP Motorsport**	29	**1:59.669**	1.712	0.003	174,2	12:43:36
	PRO	Mercedes SLS AMG GT3	HTP Motorsport						
19	11	Broniszewski/Bonacini/**Frezza**	**Kessel Racing**	24	**1:59.733**	1.776	0.064	174,1	12:26:30
	PAM	Ferrari 458 Italia	Kessel Racing						
20	79	Smith/McCaig/**Bryant**	**Ecurie Ecosse**	12	**1:59.764**	1.807	0.031	174,1	11:50:47
	PAM	BMW Z4	Alasdair McCaig						
21	70	Martins/Trouillet/**Berville**	**Graff Racing**	8	**1:59.851**	1.894	0.087	173,9	11:40:26
	PAM	Porsche 997 GT3 R	Eric Trouillet						
22	43	Comandini/Amos/**Colombo**	**ROAL Motorsport**	24	**2:00.051**	2.094	0.200	173,7	12:26:04
	PAM	BMW Z4	ROAL Motorsport						
23	1	Ramos/Basseng/**Vanthoor**	**Belgian Audi Club Team WRT**	30	**2:00.201**	2.244	0.150	173,4	12:43:41
	PRO	Audi R8 LMS Ultra	Belgian Audi Club Team WRT						
24	91	**Mezard/Perrodo**	**Scuderia Villorba Corse**	10	**2:00.303**	2.346	0.102	173,3	11:52:05
	GTR	Ferrari 458 Italia	Scuderia Vilorba Corse SRL						
25	49	Blank/Bachelier/**Mallegol**	**AF Corse**	4	**2:00.361**	2.404	0.058	173,2	11:31:12
	GTR	Ferrari 458 Italia	AF Corse						

BLANCPAIN MANUFACTURE DE HAUTE HORLOGERIE · PIRELLI · HEXIS ENERGY DRINK · elf A brand of TOTAL · SRO MOTORSPORTS GROUP · CIRCUIT PAUL RICARD · BLANCPAIN GT SERIES

Blancpain Endurance Series

Result List Free Practice

Provisional

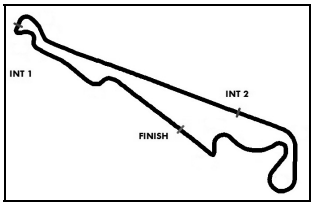

Circuit Paul Ricard Short, Length: 5791 m
Air temperature: 28.3°C
Track temperature: 34.8°C
Weather condition: Dry

Friday 27.6.2014 11:20

started : 42 **classified : 42** **not classified : 0**

	Nr. / Cl.	Drivers / Car	Team / Entrant	Lap	Best Time	Gap	Diff	Kph	Day Time
26	55	Zheng/**Cheng**/Couto	**Brothers Racing Team**	27	**2:00.548**	2.591	0.187	172,9	12:32:16
	PRO	Audi R8 LMS Ultra	Brothers Racing Team						
27	19	Haupt/Al Faisal/**Simonsen**	**Black Falcon**	12	**2:00.552**	2.595	0.004	172,9	11:58:47
	PRO	Mercedes SLS AMG GT3	Black Falcon						
28	458	Ehret/**Mattschull**/Schmickler	**GT Corse by Rinaldi**	23	**2:00.568**	2.611	0.016	172,9	12:23:49
	GTR	Ferrari 458 Italia	GT Corse by Rinaldi						
29	8	**D Ambrosio**/Tappy/Leclerc	**M-Sport Bentley**	11	**2:00.616**	2.659	0.048	172,8	11:49:54
	PRO	Bentley Continental GT3	M-Sport Bentley						
30	350	Duqueine/Gorini/**Lanchere**	**Duqueine Engineering**	4	**2:00.669**	2.712	0.053	172,8	11:39:25
	GTR	Ferrari 458 Italia	Duqueine Engineering						
31	16	Demirdjan/van der Drift/Sarkissian	**Boutsen Ginion**	9	**2:00.779**	2.822	0.110	172,6	12:01:16
	PAM	McLaren MP4-12C	Boutsen Ginion Racing						
32	42	Vannelet/Albert/Lemeret	**Sport Garage**	22	**2:00.923**	2.966	0.144	172,4	12:23:52
	PAM	Ferrari 458 Italia	Gilles Vannelet						
33	15	Ojjeh/Grotz/**Vervisch**	**Boutsen Ginion**	4	**2:01.130**	3.173	0.207	172,1	11:49:29
	PAM	McLaren MP4-12C	Boutsen Ginion Racing						
34	22	Loggie/Jones/**Westwood**	**Team Parker Racing**	3	**2:01.505**	3.548	0.375	171,6	11:26:46
	GTR	Audi R8 LMS Ultra	Team Parker Racing LTD						
35	51	Barreiros/**Mann**/Guedes	**AF Corse**	12	**2:02.273**	4.316	0.768	170,5	11:59:51
	GTR	Ferrari 458 Italia	AF Corse						
36	4	Weerts/Blanchemain/**Hirschi**	**Belgian Audi Club Team WRT**	35	**2:02.333**	4.376	0.060	170,4	12:51:15
	GTR	Audi R8 LMS Ultra	Belgian Audi Club Team WRT						
37	14	Frey/**Gardel**/Barth	**Emil Frey Racing**	6	**2:02.558**	4.601	0.225	170,1	11:55:04
	PAM	Emil Frey G3 Jaguar	Emil Frey Racing						
38	111	Earle/**Kremer**/Caccia	**Kessel Racing**	21	**2:02.689**	4.732	0.131	169,9	12:12:45
	GTR	Ferrari 458 Italia	Kessel Racing						
39	2	Teneketzian/Pourquie/**Chaix**	**Belgian Audi Club Team WRT**	21	**2:02.708**	4.751	0.019	169,9	12:23:31
	GTR	Audi R8 LMS Ultra	Belgian Audi Club Team WRT						
40	41	Debs/Cabannes/**Delhez**	**Sport Garage**	23	**2:02.920**	4.963	0.212	169,6	12:17:25
	GTR	Ferrari 458 Italia	Romain Brandela						
41	18	Loboda/Loboda/**Lunkin**	**Black Falcon**	13	**2:03.379**	5.422	0.459	169,0	12:26:36
	PAM	Mercedes SLS AMG GT3	Black Falcon						
42	25	Gosselin/Lagniez/Sourd	**Sainteloc Racing**	8	**2:03.809**	5.852	0.430	168,4	11:43:08
	GTR	Audi R8 LMS Ultra	Sainteloc Junior Team						

Subject to final scrutineering!

Publications Time: Clerk of the course: Time Keeping:

Blancpain Endurance Series

Result List - Class Free Practice

Provisional

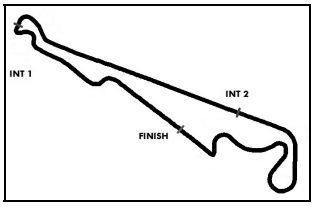

Circuit Paul Ricard Short, Length: 5791 m
Air temperature: 28.3°C
Track temperature: 35.2°C
Weather condition: Dry

Friday 27.6.2014 11:20

started : 42 **classified : 42** **not classified : 0**

CLASS: Gentlemen Trophy

Started: 11 **Classified: 11** **Not Classified: 0**

	Nr.	Drivers / Car	Team / Competitor	Lap	Best Time	Gap	Diff	Kph	Day Time
1	91	**Mezard/Perrodo** Ferrari 458 Italia	**Scuderia Villorba Corse** Scuderia Vilorba Corse SRL	10	**2:00.303**			173,3	11:52:05
2	49	Blank/Bachelier/**Mallegol** Ferrari 458 Italia	**AF Corse** AF Corse	4	**2:00.361**	0.058	0.058	173,2	11:31:12
3	458	Ehret/**Mattschull**/Schmickler Ferrari 458 Italia	**GT Corse by Rinaldi** GT Corse by Rinaldi	23	**2:00.568**	0.265	0.207	172,9	12:23:49
4	350	Duqueine/Gorini/**Lanchere** Ferrari 458 Italia	**Duqueine Engineering** Duqueine Engineering	4	**2:00.669**	0.366	0.101	172,8	11:39:25
5	22	Loggie/Jones/**Westwood** Audi R8 LMS Ultra	**Team Parker Racing** Team Parker Racing LTD	3	**2:01.505**	1.202	0.836	171,6	11:26:46
6	51	Barreiros/**Mann**/Guedes Ferrari 458 Italia	**AF Corse** AF Corse	12	**2:02.273**	1.970	0.768	170,5	11:59:51
7	4	Weerts/Blanchemain/**Hirschi** Audi R8 LMS Ultra	**Belgian Audi Club Team WRT** Belgian Audi Club Team WRT	35	**2:02.333**	2.030	0.060	170,4	12:51:15
8	111	Earle/**Kremer**/Caccia Ferrari 458 Italia	**Kessel Racing** Kessel Racing	21	**2:02.689**	2.386	0.356	169,9	12:12:45
9	2	Teneketzian/Pourquie/**Chaix** Audi R8 LMS Ultra	**Belgian Audi Club Team WRT** Belgian Audi Club Team WRT	21	**2:02.708**	2.405	0.019	169,9	12:23:31
10	41	Debs/Cabannes/**Delhez** Ferrari 458 Italia	**Sport Garage** Romain Brandela	23	**2:02.920**	2.617	0.212	169,6	12:17:25
11	25	Gosselin/Lagniez/Sourd Audi R8 LMS Ultra	**Sainteloc Racing** Sainteloc Junior Team	8	**2:03.809**	3.506	0.889	168,4	11:43:08

CLASS: PRO-AM CUP

Started: 19 **Classified: 19** **Not Classified: 0**

	Nr.	Drivers / Car	Team / Competitor	Lap	Best Time	Gap	Diff	Kph	Day Time
1	93	Dermont/**Perera** Porsche 997 GT3 R	**Pro GT by Almeras** Pro GT by Almeras	16	**1:57.957**			176,7	12:04:36
2	35	Aksenov/Faisca/**Chiyo** Nissan GT-R Nismo GT3	**Nissan GT Academy Team RJN** Nissan GT Academy Team RJN	2	**1:58.663**	0.706	0.706	175,7	11:28:04
3	80	McMillen/Strauss/**Buncombe** Nissan GT-R Nismo GT3	**Nissan GT Academy Team RJN** Nissan GT Academy Team RJN	4	**1:59.027**	1.070	0.364	175,2	11:33:04
4	333	Solikhov/Kogay/**Seefried** Ferrari 458 Italia	**GT Corse by Rinaldi** GT Corse by Rinaldi	5	**1:59.096**	1.139	0.069	175,0	11:31:21
5	10	Clement/Lariche/**Armindo** BMW Z4	**TDS Racing** Thiriet by TDS Racing	22	**1:59.154**	1.197	0.058	175,0	12:19:53
6	17	Andersen/**Jensen** Ferrari 458 Italia	**Insightracing with Flex-Box** Insightracing dk	14	**1:59.344**	1.387	0.190	174,7	12:14:10
7	38	Poole/Abra/**Osborne** Aston Martin Vantage GT3	**MP Motorsport AMR** Aston Martin Racing	17	**1:59.601**	1.644	0.257	174,3	12:02:25
8	12	Hassid/**Catsburg** BMW Z4	**TDS Racing** Thiriet by TDS Racing	8	**1:59.619**	1.662	0.018	174,3	11:44:07
9	90	**Rizzoli**/Gai/Castellacci Ferrari 458 Italia	**Scuderia Villorba Corse** Scuderia Vilorba Corse SRL	7	**1:59.645**	1.688	0.026	174,2	11:39:27
10	50	Danyliw/Knap/Sonvico Ferrari 458 Italia	**AF Corse** AF Corse	7	**1:59.666**	1.709	0.021	174,2	11:57:43
11	11	Broniszewski/Bonacini/**Frezza** Ferrari 458 Italia	**Kessel Racing** Kessel Racing	24	**1:59.733**	1.776	0.067	174,1	12:26:30
12	79	Smith/McCaig/**Bryant** BMW Z4	**Ecurie Ecosse** Alasdair McCaig	12	**1:59.764**	1.807	0.031	174,1	11:50:47

Blancpain Endurance Series

Result List - Class Free Practice

Provisional

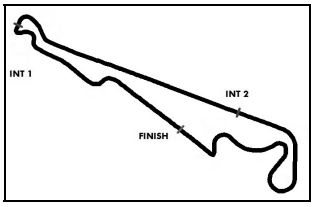

Circuit Paul Ricard Short, Length: 5791 m
Air temperature: 28.3°C
Track temperature: 35.2°C
Weather condition: Dry

Friday 27.6.2014 11:20

started : 42 classified : 42 not classified : 0

	Nr.	Drivers Car	Team Competitor	Lap	Best Time	Gap	Diff	Kph	Day Time
13	70	Martins/Trouillet/**Berville** Porsche 997 GT3 R	**Graff Racing** Eric Trouillet	8	**1:59.851**	1.894	0.087	173,9	11:40:26
14	43	Comandini/Amos/**Colombo** BMW Z4	**ROAL Motorsport** ROAL Motorsport	24	**2:00.051**	2.094	0.200	173,7	12:26:04
15	16	Demirdjan/van der Drift/Sarkissian McLaren MP4-12C	**Boutsen Ginion** Boutsen Ginion Racing	9	**2:00.779**	2.822	0.728	172,6	12:01:16
16	42	Vannelet/Albert/Lemeret Ferrari 458 Italia	**Sport Garage** Gilles Vannelet	22	**2:00.923**	2.966	0.144	172,4	12:23:52
17	15	Ojjeh/Grotz/**Vervisch** McLaren MP4-12C	**Boutsen Ginion** Boutsen Ginion Racing	4	**2:01.130**	3.173	0.207	172,1	11:49:29
18	14	Frey/**Gardel**/Barth Emil Frey G3 Jaguar	**Emil Frey Racing** Emil Frey Racing	6	**2:02.558**	4.601	1.428	170,1	11:55:04
19	18	Loboda/Loboda/**Lunkin** Mercedes SLS AMG GT3	**Black Falcon** Black Falcon	13	**2:03.379**	5.422	0.821	169,0	12:26:36

CLASS: PRO CUP

Started: 12 Classified: 12 Not Classified: 0

1	3	Nash/Stippler/**Mies** Audi R8 LMS Ultra	**Belgian Audi Club Team WRT** Belgian Audi Club Team WRT	7	**1:58.850**			175,4	11:40:34
2	44	Al Harthy/Jelley/**Caine** Aston Martin Vantage GT3	**Oman Racing Team** Oman Racing Team	33	**1:58.895**	0.045	0.045	175,3	12:44:36
3	26	Ortelli/Sandstroem/**Guilvert** Audi R8 LMS Ultra	**Sainteloc Racing** Sainteloc Junior Team	28	**1:59.219**	0.369	0.324	174,9	12:46:17
4	7	Smith/Meyrick/**Kane** Bentley Continental GT3	**M-Sport Bentley** M-Sport Bentley	18	**1:59.316**	0.466	0.097	174,7	12:13:54
5	85	Wolf/Afanasiev/**Dusseldorp** Mercedes SLS AMG GT3	**HTP Motorsport** HTP Motorsport	13	**1:59.321**	0.471	0.005	174,7	11:57:09
6	99	Soucek/Korjus/Estre McLaren MP4-12C	**ART Grand Prix** ART Grand Prix	3	**1:59.395**	0.545	0.074	174,6	11:29:03
7	98	Demoustier/Lapierre/**Parente** McLaren MP4-12C	**ART Grand Prix** ART Grand Prix	6	**1:59.665**	0.815	0.270	174,2	11:43:21
8	84	Primat/**Verdonck**/Buhk Mercedes SLS AMG GT3	**HTP Motorsport** HTP Motorsport	29	**1:59.669**	0.819	0.004	174,2	12:43:36
9	1	Ramos/Basseng/**Vanthoor** Audi R8 LMS Ultra	**Belgian Audi Club Team WRT** Belgian Audi Club Team WRT	30	**2:00.201**	1.351	0.532	173,4	12:43:41
10	55	Zheng/**Cheng**/Couto Audi R8 LMS Ultra	**Brothers Racing Team** Brothers Racing Team	27	**2:00.548**	1.698	0.347	172,9	12:32:16
11	19	Haupt/Al Faisal/**Simonsen** Mercedes SLS AMG GT3	**Black Falcon** Black Falcon	12	**2:00.552**	1.702	0.004	172,9	11:58:47
12	8	**D Ambrosio**/Tappy/Leclerc Bentley Continental GT3	**M-Sport Bentley** M-Sport Bentley	11	**2:00.616**	1.766	0.064	172,8	11:49:54

Subject to final scrutineering!

Publications Time: Clerk of the course: Time Keeping:

Blancpain Endurance Series

Lap analysis Free Practice

Provisional

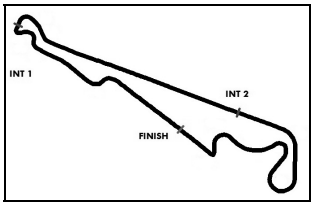

Circuit Paul Ricard Short, Length: 5791 m
Air temperature: 28.3°C
Track temperature: 34.8°C
Weather condition: Dry

Friday 27.6.2014 11:20

Lap analysis: Free Practice

1 Ramos, BRA/ Basseng, DEU/ Vanthoor, BEL , **theoretical besttime: 2:00.033**

Lap	Time	SE1	SP1	SE2	SP2	SE3	SP3	TSP	Lap	Time	SE1	SP1	SE2	SP2	SE3	SP3	TSP
1	5:51.038	4:18.059	93	34.231	252	58.748	188	252	19	2:02.266	36.651	98	31.725	270	53.890	191	270
2	2:02.623	37.090	96	30.850	268	54.683	187	268	20	2:00.722	36.298	100	30.746	271	53.678	189	271
3	2:01.272	36.481	100	30.765	269	54.026	189	269	21	2:01.653	36.953	99	30.736	272	53.964	190	272
4	2:01.955	36.249	97	30.781	271	54.925	189	271	22	2:34.840	41.772	82	43.916	176	1:09.152	189	176
5	2:01.055	36.359	97	30.850	270	53.846	191	270	23	2:01.292	36.631	94	31.093	270	53.568	190	270
6	2:01.613	36.335	98	30.736	***275***	54.542	189	***275***	24	2:03.479	36.317	98	30.708	***275***	56.454	190	***275***
7	2:00.953	36.329	97	30.582	271	54.042	190	271	25	2:16.999	38.231	86	31.264	272	1:07.504		272
8	2:11.413	37.021	100	***30.570***	***275***	1:03.822		***275***	26	10:31.761	9:04.621	91	31.635	265	55.505	189	265
9	5:44.782	4:16.426	98	31.687	257	56.669	188	257	27	2:01.795	36.905	100	30.888	268	54.002	189	268
10	2:13.753	37.718	94	30.854	272	1:05.181		272	28	2:00.671	36.345	98	30.735	271	53.591	189	271
11	4:16.108	2:51.081	97	30.931	270	54.096	189	270	29	2:00.887	36.461	101	30.831	270	53.595	190	270
12	2:01.797	36.888	100	30.736	272	54.173	189	272	30	***2:00.201***	***36.091***	***101***	30.623	272	53.487	191	272
13	2:01.437	36.857	97	30.741	273	53.839	191	273	31	2:01.032	36.706	100	30.918	271	53.408	189	271
14	2:11.871	36.502	98	30.765	273	1:04.604		273	32	2:00.246	36.098	100	30.776	271	***53.372***	190	271
15	5:03.216	3:35.422	91	32.139	266	55.655	189	266	33	2:00.465	36.200	101	30.729	273	53.536	***191***	273
16	2:02.382	36.961	97	31.338	267	54.083	190	267	34	2:01.820	36.810	95	30.995	273	54.015	189	273
17	2:04.468	36.525	99	30.871	272	57.072	123	272	35	2:11.898	36.175	99	30.887	269	1:04.836		269
18	2:13.523	43.417	95	32.504	265	57.602	190	265									

2 Teneketzian, FRA/ Pourquie, FRA/ Chaix, FRA , **theoretical besttime: 2:02.703**

Lap	Time	SE1	SP1	SE2	SP2	SE3	SP3	TSP	Lap	Time	SE1	SP1	SE2	SP2	SE3	SP3	TSP
1	8:59.648	7:27.503	86	32.904	258	59.241	181	258	17	2:04.832	37.408	92	31.684	273	55.740	188	273
2	2:10.542	39.604	88	32.765	261	58.173	180	261	18	2:38.945	51.706	9	37.493	270	1:09.746		270
3	2:08.624	38.969	88	32.375	262	57.280	180	262	19	4:04.794	2:37.714	92	31.520	272	55.560	189	272
4	2:08.643	38.629	83	32.583	264	57.431	182	264	20	2:03.840	37.218	95	31.496	271	55.126	190	271
5	2:08.741	38.628	83	32.047	260	58.066	178	260	21	***2:02.708***	***37.138***	94	30.930	271	***54.640***	191	271
6	2:08.293	38.936	92	32.087	262	57.270	180	262	22	2:18.439	38.599	89	31.203	272	1:08.637		272
7	2:23.468	38.541	82	32.558	265	1:12.369		265	23	5:30.196	4:01.764	94	31.593	272	56.839	191	272
8	7:41.236	6:12.489	94	31.809	273	56.938	189	273	24	2:06.528	38.225	92	31.454	273	56.849	190	273
9	2:06.766	38.455	96	31.973	271	56.338	190	271	25	2:04.779	37.938	96	31.312	273	55.529	***191***	273
10	2:04.999	38.239	95	31.282	274	55.478	188	274	26	2:16.221	37.334	97	31.007	273	1:07.880		273
11	2:06.261	38.359	96	31.713	274	56.189	188	274	27	4:35.156	3:07.461	92	31.330	273	56.365	190	273
12	2:06.044	38.047	92	31.232	274	56.765	188	274	28	2:04.909	37.611	91	31.082	273	56.216	190	273
13	2:05.251	37.969	***98***	31.400	272	55.882	190	272	29	2:04.181	37.196	95	***30.925***	274	56.060	189	274
14	2:16.951	38.057	94	31.636	270	1:07.258		270	30	2:05.957	37.784	93	31.412	***276***	56.761	191	***276***
15	5:54.791	4:25.380	96	31.640	273	57.771	190	273	31	2:19.258	37.836	87	31.359	275	1:10.063		275
16	2:06.126	37.668	***98***	31.449	274	57.009	191	274									

3 Nash, GBR/ Stippler, DEU/ Mies, DEU , **theoretical besttime: 1:58.736**

Lap	Time	SE1	SP1	SE2	SP2	SE3	SP3	TSP	Lap	Time	SE1	SP1	SE2	SP2	SE3	SP3	TSP
1	5:25.827	3:55.086	90	31.570	270	59.171	190	270	18	2:11.469	36.637	101	30.718	273	1:04.114		273
2	2:10.673	36.540	99	30.536	274	1:03.597		274	19	4:26.959	2:55.350	91	32.777	232	58.832	191	232
3	4:57.915	3:33.527	97	30.693	271	53.695	192	271	20	2:01.675	36.833	99	30.750	274	54.092	191	274
4	2:00.998	36.259	97	30.407	274	54.332	189	274	21	2:01.407	36.714	100	30.776	274	53.917	194	274
5	1:59.701	36.178	100	30.392	276	53.131	192	276	22	2:01.331	36.836	100	30.822	275	53.673	193	275
6	2:00.445	36.858	96	30.233	276	53.354	***194***	276	23	2:01.707	36.614	100	30.779	273	54.314	193	273
7	***1:58.850***	35.872	101	30.216	274	***52.762***	192	274	24	2:13.086	36.802	98	30.599	276	1:05.685		276
8	1:58.899	***35.845***	99	30.202	275	52.852	193	275	25	5:41.764	4:09.926	96	33.739	185	58.099	189	185
9	2:10.096	36.072	101	30.325	276	1:03.699		276	26	2:00.561	36.510	95	30.810	274	53.241	191	274
10	5:34.811	4:10.775	95	30.647	273	53.389	192	273	27	1:59.994	36.241	99	***30.129***	***281***	53.624	192	***281***
11	1:59.361	36.095	***102***	30.428	274	52.838	192	274	28	1:59.346	36.217	101	30.326	273	52.803	191	273
12	2:11.592	36.187	102	30.295	276	1:05.110		276	29	2:01.341	36.142	100	30.660	276	54.539	192	276
13	5:37.976	4:08.328	98	31.718	269	57.930	190	269	30	2:11.517	35.996	99	30.480	275	1:05.041		275
14	2:03.236	37.543	100	31.414	270	54.279	190	270	31	6:01.631	4:36.237	94	30.649	276	54.745	191	276
15	2:02.390	36.786	98	30.833	272	54.771	191	272	32	2:00.372	36.009	101	30.287	278	54.076	193	278
16	2:04.335	38.030	98	31.902	269	54.403	191	269	33	2:00.053	36.237	100	30.406	278	53.410	192	278
17	2:01.361	36.697	102	30.756	272	53.908	194	272	34		35.783	101	30.469	275			275

Blancpain Endurance Series

Lap analysis Free Practice

Provisional

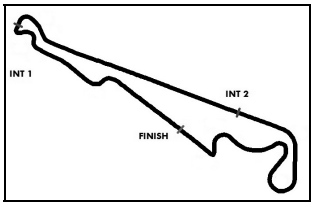

Circuit Paul Ricard Short, Length: 5791 m
Air temperature: 28.3°C
Track temperature: 34.8°C
Weather condition: Dry

Friday 27.6.2014 11:20

Lap analysis: Free Practice

4 Weerts, BEL/ Blanchemain, FRA/ Hirschi, CHE , **theoretical besttime: 2:02.156**

Lap	Time	SE1	SP1	SE2	SP2	SE3	SP3	TSP	Lap	Time	SE1	SP1	SE2	SP2	SE3	SP3	TSP
1	5:27.423	3:55.917	92	32.159	271	59.347	189	271	19	2:03.298	37.460	98	***30.512***	278	55.326	193	278
2	2:05.347	37.683	97	31.090	272	56.574	187	272	20	2:07.129	37.669	97	33.173	272	56.287	192	272
3	2:05.366	37.975	98	31.174	270	56.217	189	270	21	2:04.786	37.765	98	31.317	274	55.704	190	274
4	2:04.322	37.824	97	31.288	270	55.210	187	270	22	2:06.735	39.259	78	31.250	276	56.226	191	276
5	2:04.757	37.667	95	31.051	270	56.039	189	270	23	2:04.153	38.249	96	30.718	277	55.186	192	277
6	2:06.748	39.458	93	31.073	275	56.217	191	275	24	2:17.904	37.542	95	30.672	***280***	1:09.690		***280***
7	2:05.124	38.469	98	30.972	276	55.683	190	276	25	6:10.298	4:39.986	95	31.788	271	58.524	190	271
8	2:21.334	37.949	98	30.965	274	1:12.420		274	26	2:04.220	37.825	***101***	31.218	272	55.177	191	272
9	4:56.051	3:27.575	93	31.616	275	56.860	188	275	27	2:02.754	37.014	97	31.064	275	***54.676***	***195***	275
10	2:04.356	37.701	97	31.056	273	55.599	191	273	28	2:02.678	37.166	95	30.751	276	54.761	191	276
11	2:03.566	37.575	98	30.768	276	55.223	191	276	29	2:04.197	37.827	99	31.255	276	55.115	191	276
12	2:29.094	37.701	98	30.797	276	1:20.596		276	30	2:03.459	37.349	99	30.666	278	55.444	193	278
13	4:42.891	3:15.092	97	31.065	273	56.734	190	273	31	2:21.350	37.728	100	31.176	275	1:12.446	188	275
14	2:05.237	38.047	97	30.986	276	56.204	189	276	32	2:15.039	37.857	96	30.913	277	1:06.269		277
15	2:04.946	37.965	96	30.775	273	56.206	188	273	33	6:22.454	4:54.578	98	31.055	274	56.821	192	274
16	2:04.120	38.071	95	30.773	276	55.276	192	276	34	2:04.688	37.189	99	30.823	275	56.676	192	275
17	2:03.361	37.451	99	30.625	276	55.285	191	276	35	***2:02.333***	***36.968***	99	30.604	276	54.761	193	276
18	2:04.261	37.723	100	30.626	276	55.912	191	276	36	2:27.870	39.856	85	32.560	271	1:15.454		271

7 Smith, GBR/ Meyrick, GBR/ Kane, GBR , **theoretical besttime: 1:59.022**

Lap	Time	SE1	SP1	SE2	SP2	SE3	SP3	TSP	Lap	Time	SE1	SP1	SE2	SP2	SE3	SP3	TSP
1	4:05.907	2:28.881	85	34.120	234	1:02.906	174	234	17	2:01.078	***35.774***	95	31.054	275	54.250	192	275
2	2:28.968	40.668	89	34.459	235	1:13.841		235	18	***1:59.316***	35.928	97	30.383	273	53.005	192	273
3	5:14.675	3:45.560	86	34.076	266	55.039	188	266	19	2:09.632	36.056	97	***30.314***	275	1:03.262		275
4	2:01.878	36.851	96	30.807	267	54.220	189	267	20	9:12.733	7:48.754	98	30.612	271	53.367	193	271
5	2:14.277	36.654	96	30.695	267	1:06.928		267	21	2:01.176	36.842	93	30.652	272	53.682	193	272
6	7:32.042	6:06.400	95	31.099	265	54.543	188	265	22	1:59.537	36.168	95	30.435	271	***52.934***	192	271
7	2:01.325	36.744	97	30.751	268	53.830	189	268	23	1:59.577	35.799	97	30.422	***276***	53.356	193	***276***
8	2:15.030	36.798	93	31.279	267	1:06.953		267	24	2:02.289	36.794	96	30.855	***276***	54.640	193	***276***
9	3:39.514	2:11.660	99	30.949	269	56.905	189	269	25	2:02.018	37.016	96	30.622	274	54.380	193	274
10	2:01.366	36.787	98	30.780	267	53.799	190	267	26	1:59.843	36.142	***99***	30.375	271	53.326	192	271
11	2:00.967	36.867	97	30.662	266	53.438	193	266	27	2:12.930	36.260	98	30.430	274	1:06.240		274
12	1:59.709	36.138	97	***30.314***	273	53.257	193	273	28	7:57.904	6:32.552	98	30.629	273	54.723	193	273
13	1:59.996	36.145	97	30.581	273	53.270	193	273	29	2:00.359	36.290	97	30.511	275	53.558	***194***	275
14	2:11.239	36.187	98	30.479	271	1:04.573		271	30	2:03.441	36.338	95	30.853	275	56.250	191	275
15	6:07.174	4:41.614	94	30.896	271	54.664	192	271	31	2:20.203	37.590	93	32.173	260	1:10.440		260
16	2:00.207	36.374	96	30.553	272	53.280	192	272									

8 D Ambrosio, BEL/ Tappy, GBR/ Leclerc, FRA , **theoretical besttime: 2:00.041**

Lap	Time	SE1	SP1	SE2	SP2	SE3	SP3	TSP	Lap	Time	SE1	SP1	SE2	SP2	SE3	SP3	TSP
1	3:47.339	2:02.182	88	40.133	177	1:05.024	166	177	20	2:00.860	36.255	97	30.803	267	53.802	190	267
2	2:20.226	40.872	95	38.092	186	1:01.262	179	186	21	2:01.125	36.426	96	30.986	266	53.713	189	266
3	2:30.078	40.153	97	38.532	183	1:11.393		183	22	2:04.075	36.889	93	30.985	268	56.201	190	268
4	7:10.260	5:43.995	98	31.525	263	54.740	189	263	23	2:01.593	36.625	94	30.918	267	54.050	191	267
5	2:01.406	36.712	98	30.761	266	53.933	189	266	24	2:01.048	36.429	94	31.107	267	53.512	191	267
6	2:00.857	36.497	100	30.783	267	53.577	189	267	25	2:11.621	36.443	95	30.990	267	1:04.188		267
7	2:01.212	36.411	***101***	30.816	267	53.985	187	267	26	8:31.648	7:02.682	86	31.518	273	57.448	193	273
8	2:00.779	36.354	95	30.594	269	53.831	188	269	27	2:03.875	37.937	87	31.015	274	54.923	193	274
9	2:01.305	36.904	97	30.838	268	53.563	189	268	28	2:01.977	37.034	92	30.700	275	54.243	194	275
10	2:00.699	***36.245***	99	30.573	268	53.881	190	268	29	2:02.732	36.637	85	***30.346***	275	55.749	194	275
11	***2:00.616***	36.459	97	30.707	269	***53.450***	189	269	30	2:01.427	36.646	87	30.417	273	54.364	194	273
12	2:01.786	37.007	93	30.749	268	54.030	189	268	31	2:01.266	36.760	90	30.403	***276***	54.103	193	***276***
13	2:01.365	36.891	99	30.678	267	53.796	189	267	32	2:01.153	36.440	92	30.415	274	54.298	193	274
14	2:11.356	36.788	100	30.679	271	1:03.889		271	33	2:00.960	36.747	92	30.398	275	53.815	194	275
15	4:34.075	3:07.989	98	31.319	265	54.767	189	265	34	2:01.275	36.656	89	30.402	***276***	54.217	193	***276***
16	2:01.654	36.894	96	30.943	267	53.817	190	267	35	2:04.420	36.425	90	30.367	***276***	57.628	195	***276***
17	2:01.166	36.418	96	30.940	268	53.808	190	268	36	2:02.967	36.694	94	30.790	275	55.483	***195***	275
18	2:01.260	36.476	95	30.884	267	53.900	191	267	37	2:14.313	37.213	89	30.533	274	1:06.567		274
19	2:01.597	36.776	91	31.011	266	53.810	191	266									

Blancpain Endurance Series

Lap analysis Free Practice

Provisional

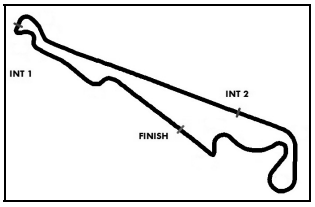

Circuit Paul Ricard Short, Length: 5791 m
Air temperature: 28.3°C
Track temperature: 34.8°C
Weather condition: Dry

Friday 27.6.2014 11:20

Lap analysis: Free Practice

10 Clement, FRA/ Lariche, FRA/ Armindo, FRA , **theoretical besttime: 1:59.070**

Lap	Time	SE1	SP1	SE2	SP2	SE3	SP3	TSP	Lap	Time	SE1	SP1	SE2	SP2	SE3	SP3	TSP
1	2:51.316								19	2:03.518	37.727	***100***	30.778	260	55.013	192	260
2	2:23.035	57.211	93	31.285	273	54.539	193	273	20	6:42.552	37.001	92	30.727	***274***	5:34.824		***274***
3	2:01.704	36.964	97	30.702	***274***	54.038	192	***274***	21	2:20.736	56.207	91	30.448	273	54.081	191	273
4	2:00.525	36.342	97	30.473	273	53.710	193	273	22	***1:59.154***	35.939	96	30.317	273	***52.898***	193	273
5	2:00.580	36.516	95	30.473	273	53.591	193	273	23	1:59.231	***35.894***	97	30.321	271	53.016	***195***	271
6	2:01.616	36.376	96	30.473	***274***	54.767	191	***274***	24	2:08.839	36.148	97	30.381	269	1:02.310	193	269
7	2:00.214	36.336	97	30.406	273	53.472	192	273	25	4:12.505	39.115	79	32.327	258	3:01.063		258
8	1:59.949	35.937	95	30.443	272	53.569	192	272	26	2:52.712	1:15.459	87	33.828	269	1:03.425	193	269
9	7:13.891	36.124	94	30.303	273	6:07.464		273	27	2:01.087	36.941	97	30.657	***274***	53.489	193	***274***
10	2:21.567	56.256	96	30.998	268	54.313	193	268	28	2:01.611	36.612	99	30.549	273	54.450	193	273
11	2:00.595	36.316	92	30.439	271	53.840	194	271	29	2:00.677	36.465	99	***30.278***	273	53.934	194	273
12	5:12.487	36.399	91	30.710	270	4:05.378		270	30	2:02.906	36.835	94	30.947	273	55.124	193	273
13	2:25.271	58.584	94	31.378	273	55.309	192	273	31	2:00.155	36.405	97	30.535	272	53.215	194	272
14	2:03.120	37.200	94	30.797	273	55.123	191	273	32	2:00.895	36.360	96	30.328	273	54.207	194	273
15	2:03.045	37.149	97	30.966	265	54.930	192	265	33	2:02.973	37.114	98	31.329	273	54.530	193	273
16	2:02.093	36.649	97	30.655	272	54.789	193	272	34	2:01.438	36.895	94	30.560	271	53.983	194	271
17	2:02.708	36.932	96	30.829	273	54.947	191	273	35	2:00.134	36.451	97	30.346	273	53.337	194	273
18	2:03.236	37.050	92	30.829	273	55.357	192	273	36		37.343	92	31.575	248			248

11 Broniszewski, POL/ Bonacini, ITA/ Frezza, ITA , **theoretical besttime: 1:59.407**

Lap	Time	SE1	SP1	SE2	SP2	SE3	SP3	TSP	Lap	Time	SE1	SP1	SE2	SP2	SE3	SP3	TSP
1	4:27.340	2:53.435	98	31.039	***281***	1:02.866	192	***281***	19	7:12.460	5:40.339	89	31.884	276	1:00.237	194	276
2	2:00.533	36.481	93	30.331	281	53.721	192	281	20	2:02.604	37.189	101	30.576	281	54.839	194	281
3	2:00.508	36.318	94	30.119	281	54.071	193	281	21	2:01.697	37.530	101	30.430	278	53.737	196	278
4	2:00.819	36.406	92	30.271	280	54.142	192	280	22	2:01.322	36.290	102	30.357	281	54.675	196	281
5	2:14.017	36.205	93	30.253	281	1:07.559		281	23	2:00.089	36.452	102	30.217	280	***53.420***	196	280
6	4:59.775	3:34.365	94	30.580	281	54.830	192	281	24	***1:59.733***	***35.969***	***103***	30.293	273	53.471	195	273
7	2:01.321	36.233	94	***30.018***	281	55.070	193	281	25	1:59.975	36.022	103	30.198	276	53.755	***197***	276
8	2:00.395	36.145	96	30.205	279	54.045	192	279	26	2:06.860	37.619	94	31.418	273	57.823	196	273
9	2:01.635	36.432	90	30.194	281	55.009	192	281	27	2:02.884	37.186	94	30.527	278	55.171	196	278
10	2:04.433	36.651	95	30.473	281	57.309	192	281	28	2:00.037	36.237	102	30.224	278	53.576	196	278
11	2:01.308	36.558	93	30.471	280	54.279	192	280	29	2:12.016	36.493	102	30.450	276	1:05.073		276
12	2:14.293	36.701	94	30.254	280	1:07.338		280	30	3:56.931	2:30.707	98	30.731	280	55.493	195	280
13	5:54.035	4:27.514	89	30.479	280	56.042	192	280	31	2:01.338	36.606	98	30.142	280	54.590	194	280
14	2:02.284	36.522	92	30.355	281	55.407	192	281	32	2:02.026	36.763	98	30.308	281	54.955	196	281
15	2:13.150	37.369	88	30.411	281	1:05.370		281	33	2:00.695	36.727	98	30.124	280	53.844	194	280
16	4:36.253	3:08.219	94	31.286	277	56.748	193	277	34	2:01.536	36.732	98	30.357	280	54.447	194	280
17	2:05.378	38.246	94	31.071	281	56.061	193	281	35	2:01.841	36.582	96	30.630	280	54.629	194	280
18	2:14.769	37.102	94	30.729	278	1:06.938		278	36	2:13.291	36.791	100	30.417	280	1:06.083		280

12 Hassid, FRA/ Catsburg, NLD , , **theoretical besttime: 1:59.615**

Lap	Time	SE1	SP1	SE2	SP2	SE3	SP3	TSP	Lap	Time	SE1	SP1	SE2	SP2	SE3	SP3	TSP
1	3:28.974	2:00.342	96	30.576	273	58.056	194	273	16	2:08.222	36.816	96	30.131	273	1:01.275	195	273
2	2:09.171	36.796	96	30.361	***274***	1:02.014	194	***274***	17	3:45.578	37.394	94	30.334	273	2:37.850		273
3	8:01.152	36.538	99	30.133	273	6:54.481		273	18	2:23.464	57.278	96	31.011	***274***	55.175	195	***274***
4	2:26.421	56.546	96	30.355	***274***	59.520	194	***274***	19	2:02.538	36.984	90	30.771	271	54.783	195	271
5	2:00.213	36.415	***99***	30.069	***274***	53.729	195	***274***	20	2:02.046	36.449	91	30.726	271	54.871	195	271
6	2:01.660	37.159	97	30.802	273	53.699	195	273	21	4:57.585	36.810	93	30.857	263	3:49.918		263
7	2:00.086	36.206	98	30.125	273	53.755	195	273	22	2:23.124	56.855	***99***	31.087	273	55.182	191	273
8	***1:59.619***	36.093	96	***30.067***	***274***	***53.459***	194	***274***	23	2:01.275	37.023	98	30.551	***274***	53.701	195	***274***
9	1:59.945	36.256	98	30.172	273	53.517	195	273	24	2:00.456	***36.089***	92	30.234	267	54.133	195	267
10	1:59.777	36.168	98	30.138	273	53.471	195	273	25	2:00.194	36.159	98	30.332	273	53.703	195	273
11	10:09.429	38.591	97	30.629	271	9:00.209		271	26	2:03.011	36.753	97	32.535	273	53.723	195	273
12	2:21.489	57.119	99	30.271	273	54.099	195	273	27	2:00.427	36.311	93	30.259	***274***	53.857	196	***274***
13	2:00.744	36.545	96	30.100	273	54.099	***196***	273	28	2:00.423	36.274	95	30.336	***274***	53.813	196	***274***
14	8:53.192	36.650	94	30.384	273	7:46.158		273	29		36.973	93	30.330	273			273
15	2:26.413	1:00.193	96	30.874	***274***	55.346	194	***274***									

Blancpain Endurance Series

Lap analysis Free Practice

Provisional

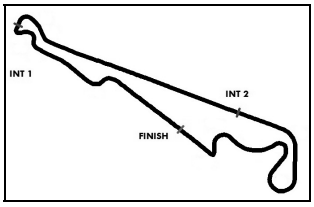

Circuit Paul Ricard Short, Length: 5791 m
Air temperature: 28.3°C
Track temperature: 34.8°C
Weather condition: Dry

Friday 27.6.2014 11:20

Lap analysis: Free Practice

14 Frey, CHE/ Gardel, CHE/ Barth, CHE , **theoretical besttime: 2:02.140**

Lap	Time	SE1	SP1	SE2	SP2	SE3	SP3	TSP	Lap	Time	SE1	SP1	SE2	SP2	SE3	SP3	TSP
1	21:07.620								11	2:05.577	37.091	86	32.741	281	55.745	194	281
2	5:12.542	1:09.462	84	32.430	278	3:30.650		278	12	5:34.433	37.837	94	32.234	283	4:24.362		283
3	2:31.407	1:02.708	82	31.698	283	57.001	185	283	13	2:31.783	1:00.544	***96***	32.567	281	58.672	194	281
4	2:07.042	39.161	85	31.631	272	56.250	193	272	14	2:10.152	39.228	94	33.062	280	57.862	194	280
5	2:03.179	37.385	95	30.761	284	55.033	193	284	15	2:10.244	39.839	91	33.373	281	57.032	193	281
6	***2:02.558***	37.344	91	***30.595***	***286***	***54.619***	195	***286***	16	2:08.705	38.276	94	33.012	279	57.417	195	279
7	2:03.618	37.074	93	31.498	284	55.046	195	284	17	2:06.115	37.968	96	32.548	281	55.599	***195***	281
8	15:40.568	***36.926***	93	31.686	283	14:31.956		283	18	2:06.744	37.780	94	32.510	283	56.454	194	283
9	2:28.768	1:01.021	90	32.517	278	55.230	193	278	19		38.265	95	32.776	284			284
10	2:05.049	37.195	90	32.393	280	55.461	195	280									

15 Ojjeh, SAU/ Grotz, / Vervisch, BEL , **theoretical besttime: 2:00.059**

Lap	Time	SE1	SP1	SE2	SP2	SE3	SP3	TSP	Lap	Time	SE1	SP1	SE2	SP2	SE3	SP3	TSP
1	23:04.172								10	6:10.272	***36.410***	95	***30.101***	281	5:03.761		281
2	2:22.449	57.257	96	30.552	281	54.640	193	281	11	4:18.436	56.093	***101***	30.390	280	2:51.953		280
3	2:01.960	36.648	100	30.354	***283***	54.958	192	***283***	12	2:24.671	57.768	96	31.301	280	55.602	192	280
4	***2:01.130***	36.738	96	30.284	283	54.108	193	283	13	4:16.087	36.719	100	30.502	281	3:08.866		281
5	2:01.514	36.777	97	30.240	282	54.497	193	282	14	2:25.682	58.175	93	30.872	278	56.635	191	278
6	5:56.277	36.528	99	30.288	282	4:49.461		282	15	2:04.376	37.994	99	30.626	279	55.756	192	279
7	2:20.849	55.893	98	30.578	280	54.378	193	280	16	7:00.753	39.271	90	31.185	280	5:50.297		280
8	5:36.105	36.515	99	30.239	278	4:29.351		278	17		58.937	97	30.868	278			278
9	2:19.370	55.542	99	30.280	278	***53.548***	***194***	278									

16 Demirdjan, LIB/ van der Drift, NZL/ Sarkissian, LIB , **theoretical besttime: 2:00.631**

Lap	Time	SE1	SP1	SE2	SP2	SE3	SP3	TSP	Lap	Time	SE1	SP1	SE2	SP2	SE3	SP3	TSP
1	11:57.581								16	2:04.898	38.148	98	31.401	278	55.349	193	278
2	2:47.336	1:08.519	83	36.157	264	1:02.660	190	264	17	2:04.667	37.985	97	31.225	278	55.457	191	278
3	2:07.767	41.399	98	30.991	275	55.377	194	275	18	2:05.037	38.333	97	31.256	277	55.448	194	277
4	2:01.946	37.003	102	30.297	279	54.646	194	279	19	4:53.620	38.139	96	30.959	280	3:44.522		280
5	2:01.163	36.677	102	30.186	279	54.300	195	279	20	2:28.203	59.420	97	30.817	281	57.966	194	281
6	13:51.436	36.752	101	***30.116***	283	12:44.568		283	21	2:04.183	38.084	96	30.640	***284***	55.459	194	***284***
7	2:26.867	59.242	98	30.796	279	56.829	194	279	22	2:04.116	37.720	100	30.528	281	55.868	194	281
8	2:01.441	36.952	***103***	30.568	280	53.921	194	280	23	2:04.023	37.609	101	30.583	281	55.831	194	281
9	***2:00.779***	***36.600***	101	30.264	280	***53.915***	195	280	24	2:03.496	37.285	93	30.705	282	55.506	194	282
10	5:51.304	37.582	100	30.575	280	4:43.147		280	25	2:03.566	37.317	102	30.747	281	55.502	195	281
11	2:30.235	1:02.483	93	31.881	278	55.871	193	278	26	2:04.589	37.903	98	31.250	281	55.436	195	281
12	2:05.856	38.013	94	32.383	275	55.460	193	275	27	2:03.912	37.048	95	30.699	282	56.165	191	282
13	2:05.896	38.579	96	31.177	270	56.140	193	270	28	2:04.060	37.729	98	30.779	279	55.552	193	279
14	2:05.100	37.957	97	31.592	276	55.551	193	276	29	2:03.889	37.579	101	30.798	280	55.512	***196***	280
15	2:26.004	37.660	99	31.051	280	1:17.293	192	280	30		41.075	99	30.706	280			280

17 Andersen, DNK/ Jensen, DNK , , **theoretical besttime: 1:59.265**

Lap	Time	SE1	SP1	SE2	SP2	SE3	SP3	TSP	Lap	Time	SE1	SP1	SE2	SP2	SE3	SP3	TSP
1	5:12.717	3:46.240	99	31.275	278	55.202	197	278	15	2:07.214	38.770	99	31.805	275	56.639	193	275
2	2:00.106	36.276	***101***	30.395	280	53.435	193	280	16	2:11.208	36.175	95	30.741	279	1:04.292		279
3	2:14.714	***35.926***	97	30.194	280	1:08.594		280	17	5:53.845	4:22.158	87	33.505	263	58.182	199	263
4	8:24.693	6:59.108	98	31.132	278	54.453	198	278	18	1:59.578	36.111	95	30.277	279	***53.190***	198	279
5	2:00.047	36.557	99	30.260	280	53.230	198	280	19	2:10.289	36.034	100	***30.149***	279	1:04.106		279
6	1:59.762	36.098	98	30.306	280	53.358	199	280	20	6:12.659	4:24.002	97	38.399	193	1:10.258		193
7	2:02.306	36.199	101	30.273	***281***	55.834	192	***281***	21	4:17.117	2:47.867	99	32.063	264	57.187	196	264
8	2:13.418	36.143	97	30.273	278	1:07.002		278	22	2:06.254	37.902	96	31.914	280	56.438	195	280
9	8:29.523	7:03.839	100	30.924	278	54.760	197	278	23	2:04.455	37.480	96	31.138	278	55.837	196	278
10	2:00.171	36.375	99	30.296	278	53.500	198	278	24	2:05.322	37.260	96	31.172	280	56.890	192	280
11	2:16.920	36.372	98	30.150	281	1:10.398		281	25	2:06.309	37.490	99	31.025	279	57.794	197	279
12	11:16.012	9:45.006	96	32.189	277	58.817	***200***	277	26	2:04.478	37.772	99	31.253	***281***	55.453	197	***281***
13	2:00.775	36.465	100	30.721	278	53.589	197	278	27	2:03.371	36.983	97	30.930	281	55.458	196	281
14	***1:59.344***	35.939	95	***30.149***	279	53.256	197	279	28	2:15.566	37.584	98	31.028	279	1:06.954		279

Blancpain Endurance Series

Lap analysis Free Practice

Provisional

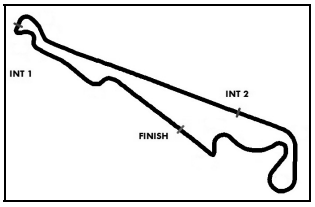

Circuit Paul Ricard Short, Length: 5791 m
Air temperature: 28.3°C
Track temperature: 34.8°C
Weather condition: Dry

Friday 27.6.2014 11:20

Lap analysis: Free Practice

18 Loboda, RUS/ Loboda, RUS/ Lunkin, RUS , **theoretical besttime: 2:03.047**

Lap	Time	SE1	SP1	SE2	SP2	SE3	SP3	TSP	Lap	Time	SE1	SP1	SE2	SP2	SE3	SP3	TSP
1	29:06.532	27:16.136	88	35.268	271	1:15.128		271	12	2:04.374	37.683	95	31.142	276	55.549	***192***	276
2	6:05.519	4:35.761	93	31.949	275	57.809	190	275	13	***2:03.379***	37.277	94	30.951	277	***55.151***	191	277
3	2:07.263	38.524	95	31.759	275	56.980	190	275	14	2:06.844	37.365	90	31.155	276	58.324	191	276
4	2:04.739	37.774	94	31.024	277	55.941	191	277	15	2:15.393	37.429	95	30.988	277	1:06.976		277
5	2:04.891	37.723	92	31.283	275	55.885	191	275	16	5:00.628	3:30.786	88	31.977	275	57.865	192	275
6	2:04.412	37.512	94	31.164	276	55.736	190	276	17	2:03.442	37.362	94	30.895	280	55.185	191	280
7	2:06.220	38.503	93	31.458	276	56.259	191	276	18	2:03.836	37.465	***96***	30.990	***281***	55.381	190	***281***
8	2:19.689	38.254	91	33.436	273	1:07.999		273	19	2:03.543	37.460	92	30.921	278	55.162	191	278
9	10:18.425	8:50.511	92	31.622	275	56.292	191	275	20	2:03.386	***37.198***	92	***30.698***	***281***	55.490	192	***281***
10	2:05.359	37.740	83	31.551	277	56.068	191	277	21	2:26.925	38.402	92	35.536	216	1:12.987		216
11	2:05.248	37.836	92	31.281	276	56.131	191	276									

19 Haupt, DEU/ Al Faisal, SAU/ Simonsen, SWE , **theoretical besttime: 2:00.384**

Lap	Time	SE1	SP1	SE2	SP2	SE3	SP3	TSP	Lap	Time	SE1	SP1	SE2	SP2	SE3	SP3	TSP
1	2:13.087	45.539	93	31.066	278	56.482	193	278	15	2:03.388	37.625	93	31.131	276	54.632	192	276
2	2:05.650	39.163	98	31.195	278	55.292	194	278	16	2:02.879	37.889	96	30.511	281	54.479	192	281
3	2:17.898	38.583	95	30.599	280	1:08.716		280	17	2:02.697	37.305	95	30.531	281	54.861	192	281
4	8:15.674	6:45.377	97	30.618	276	59.679	194	276	18	2:01.499	36.805	97	30.341	281	54.353	194	281
5	2:00.950	36.558	98	30.349	278	54.043	194	278	19	2:14.368	37.969	98	30.652	281	1:05.747		281
6	2:02.016	37.051	98	30.257	281	54.708	193	281	20	5:48.906	4:23.620	98	30.448	280	54.838	193	280
7	2:17.896	37.188	99	37.907	193	1:02.801	193	193	21	2:01.597	36.794	97	30.362	280	54.441	193	280
8	2:10.254	36.598	99	***30.161***	281	1:03.495		281	22	2:11.358	36.841	96	30.355	281	1:04.162		281
9	9:16.778	7:52.092	***100***	30.353	278	54.333	193	278	23	7:02.404	5:34.127	98	30.409	282	57.868	191	282
10	2:01.213	37.124	98	30.210	282	53.879	***195***	282	24	2:11.848	37.102	93	30.417	280	1:04.329		280
11	2:04.978	38.051	98	30.660	***283***	56.267	194	***283***	25	4:23.837	2:58.776	96	30.619	278	54.442	192	278
12	***2:00.552***	***36.377***	97	30.329	281	***53.846***	193	281	26	2:03.004	36.911	97	30.373	279	55.720	193	279
13	2:11.205	36.557	97	30.232	280	1:04.416		280	27	2:01.336	36.882	97	30.243	281	54.211	193	281
14	11:04.776	9:30.794	94	31.381	276	1:02.601	192	276	28	2:20.748	38.288	87	33.247	258	1:09.213		258

22 Loggie, GBR/ Jones, GBR/ Westwood, GBR , **theoretical besttime: 2:01.317**

Lap	Time	SE1	SP1	SE2	SP2	SE3	SP3	TSP	Lap	Time	SE1	SP1	SE2	SP2	SE3	SP3	TSP
1	2:42.318	1:16.437	98	31.048	273	54.833	192	273	19	2:04.608	37.996	90	30.809	278	55.803	194	278
2	2:02.007	37.017	96	30.754	274	54.236	191	274	20	2:22.303	44.964	77	36.445	243	1:00.894	191	243
3	***2:01.505***	***36.609***	97	30.690	274	***54.206***	190	274	21	2:04.919	37.855	94	30.895	276	56.169	192	276
4	2:02.340	37.108	96	***30.502***	276	54.730	190	276	22	2:03.205	37.260	97	30.582	277	55.363	193	277
5	2:22.277	39.071	95	30.594	277	1:12.612		277	23	2:21.935	42.038	99	30.897	277	1:09.000		277
6	5:16.384	3:45.545	94	31.730	271	59.109	189	271	24	7:08.894	5:38.960	71	31.530	277	58.404	192	277
7	2:08.577	39.189	93	31.952	271	57.436	192	271	25	2:04.781	37.926	96	30.993	276	55.862	189	276
8	2:10.162	40.550	85	32.483	270	57.129	193	270	26	2:07.003	37.779	95	31.837	272	57.387	192	272
9	2:08.168	39.229	94	32.182	273	56.757	190	273	27	2:03.806	37.331	91	30.744	***279***	55.731	192	***279***
10	2:32.129	42.030	75	33.736	258	1:16.363		258	28	2:03.355	37.318	91	30.582	278	55.455	190	278
11	4:27.050	2:50.530	88	35.798	212	1:00.722	192	212	29	2:03.955	37.553	99	30.686	***279***	55.716	192	***279***
12	2:10.454	39.735	96	32.134	273	58.585	190	273	30	2:03.496	37.408	98	30.865	276	55.223	193	276
13	5:05.493	2:00.891	25	1:40.840	243	1:23.762		243	31	2:06.992	37.005	99	31.464	277	58.523	***195***	277
14	6:06.309	4:36.438	84	32.356	269	57.515	191	269	32	2:12.049	37.251	***99***	33.610	271	1:01.188	162	271
15	2:06.231	38.315	92	31.605	273	56.311	191	273	33	2:12.495	40.433	67	36.000	276	56.062	194	276
16	2:05.447	37.894	93	30.847	275	56.706	194	275	34	2:05.577	37.762	97	31.023	278	56.792	***195***	278
17	2:05.561	38.216	90	30.841	275	56.504	191	275	35	2:31.327	41.887	96	33.837	229	1:15.603		229
18	2:04.227	37.527	94	30.776	278	55.924	193	278									

25 Gosselin, FRA/ Lagniez, FRA/ Sourd, FRA , **theoretical besttime: 2:03.296**

Lap	Time	SE1	SP1	SE2	SP2	SE3	SP3	TSP	Lap	Time	SE1	SP1	SE2	SP2	SE3	SP3	TSP
1	2:43.815	1:06.206	92	35.174	228	1:02.435	190	228	18	2:06.991	37.966	92	31.557	278	57.468	188	278
2	2:04.275	38.026	99	30.923	276	55.326	190	276	19	2:04.706	37.639	95	31.201	277	55.866	189	277
3	2:04.537	38.054	98	***30.823***	276	55.660	188	276	20	2:04.645	37.407	95	31.196	278	56.042	189	278
4	2:04.683	37.307	97	30.892	278	56.484	190	278	21	2:06.492	37.416	94	31.641	278	57.435	190	278
5	2:04.036	***37.189***	93	31.305	271	55.542	189	271	22	2:04.616	37.362	92	31.253	276	56.001	189	276
6	7:34.180	39.559	98	34.080	275	6:20.541		275	23	5:14.250	37.746	93	31.383	273	4:05.121		273
7	2:28.501	59.767	94	31.519	271	57.215	187	271	24	2:36.566	1:04.884	90	32.242	273	59.440	188	273
8	***2:03.809***	37.544	98	30.981	276	***55.284***	188	276	25	2:06.803	38.332	91	31.568	265	56.903	189	265
9	2:04.506	37.359	97	31.014	278	56.133	187	278	26	2:08.485	39.408	89	31.776	275	57.301	***191***	275

Blancpain Endurance Series

Lap analysis Free Practice

Provisional

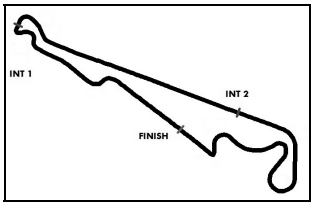

Circuit Paul Ricard Short, Length: 5791 m
Air temperature: 28.3°C
Track temperature: 34.8°C
Weather condition: Dry

Friday 27.6.2014 11:20

Lap analysis: Free Practice

Lap	Time	SE1	SP1	SE2	SP2	SE3	SP3	TSP	Lap	Time	SE1	SP1	SE2	SP2	SE3	SP3	TSP
10	2:04.706	37.258	***101***	31.361	278	56.087	189	278	27	2:11.903	38.478	92	33.716	275	59.709	191	275
11	2:04.287	37.566	100	30.965	278	55.756	190	278	28	2:05.649	38.209	92	30.907	***280***	56.533	190	***280***
12	6:05.632	38.338	99	31.708	277	4:55.586		277	29	2:07.137	37.918	95	31.509	275	57.710	190	275
13	2:36.513	1:04.424	92	32.789	272	59.300	188	272	30	2:07.319	38.264	91	31.395	278	57.660	190	278
14	8:24.321	38.072	96	31.710	274	7:14.539		274	31	2:06.625	37.888	93	31.417	278	57.320	188	278
15	2:32.168	1:00.657	90	32.946	269	58.565	188	269	32	2:08.909	38.803	95	31.523	277	58.583	189	277
16	2:10.972	39.076	91	34.589	271	57.307	189	271	33		38.679	90	31.554	278			278
17	2:06.676	37.914	95	31.921	276	56.841	189	276									

26 Ortelli, MCO/ Sandstroem, SWE/ Guilvert, FRA , **theoretical besttime: 1:58.704**

1	3:34.189	2:04.143	96	30.993	275	59.053	192	275	16	2:00.128	36.645	103	30.474	276	53.009	192	276
2	1:59.783	36.359	100	30.390	277	53.034	194	277	17	1:59.472	36.048	105	30.339	276	53.085	193	276
3	2:01.822	36.207	101	30.236	281	55.379	190	281	18	9:37.237	36.341	104	30.354	275	8:30.542		275
4	2:01.381	36.410	99	30.417	277	54.554	192	277	19	2:22.782	56.898	97	31.114	252	54.770	192	252
5	6:55.235	36.343	100	30.382	274	5:48.510		274	20	2:03.018	36.480	103	30.387	277	56.151	192	277
6	2:20.440	56.224	99	30.721	272	53.495	191	272	21	1:59.567	36.129	***105***	30.307	277	53.131	192	277
7	2:00.730	36.519	99	30.242	280	53.969	192	280	22	4:24.645	36.662	94	30.434	276	3:17.549		276
8	2:02.039	37.158	99	30.199	***282***	54.682	193	***282***	23	2:26.327	1:01.643	98	30.948	274	53.736	192	274
9	2:03.274	38.098	91	30.641	278	54.535	192	278	24	2:00.591	35.879	96	30.330	278	54.382	193	278
10	5:23.913	36.358	99	30.379	278	4:17.176		278	25	1:59.675	36.315	101	30.500	277	52.860	193	277
11	2:26.909	59.281	100	31.651	267	55.977	192	267	26	2:00.889	37.340	101	30.412	276	53.137	194	276
12	2:00.053	36.449	104	30.416	278	53.188	192	278	27	2:00.664	36.920	100	30.758	278	52.986	194	278
13	2:01.203	36.318	104	***30.095***	***282***	54.790	193	***282***	28	***1:59.219***	36.114	96	30.366	276	***52.739***	193	276
14	10:10.482	35.917	105	30.378	277	9:04.187		277	29	1:59.658	***35.870***	100	30.203	278	53.585	***194***	278
15	2:21.904	57.667	103	30.743	272	53.494	192	272	30	2:16.324	37.953	91	30.665	279	1:07.706		279

35 Aksenov, RUS/ Faisca, PRT/ Chiyo, JPN , **theoretical besttime: 1:58.513**

1	6:05.319	4:41.726	90	30.040	283	53.553	198	283	12	7:06.111	5:34.861	81	32.462	282	58.788	197	282
2	***1:58.663***	35.998	***97***	29.752	281	***52.913***	198	281	13	2:06.229	38.757	92	30.798	286	56.674	196	286
3	2:00.352	***35.862***	96	***29.738***	286	54.752	198	286	14	2:05.531	37.365	92	32.771	280	55.395	198	280
4	2:11.900	35.965	92	30.175	283	1:05.760		283	15	2:03.243	37.877	85	30.608	282	54.758	198	282
5	4:18.360	2:53.486	93	30.031	283	54.843	198	283	16	2:02.267	37.082	95	30.380	283	54.805	197	283
6	2:02.673	36.871	91	30.885	267	54.917	198	267	17	2:02.781	37.301	92	30.561	281	54.919	199	281
7	2:02.608	37.827	92	30.203	283	54.578	197	283	18	2:03.304	37.752	95	30.522	283	55.030	198	283
8	2:00.927	36.697	92	29.855	285	54.375	198	285	19	2:14.278	37.505	93	30.553	285	1:06.220		285
9	2:00.188	36.543	91	29.818	***286***	53.827	198	***286***	20	14:51.122	13:25.351	84	30.454	281	55.317	198	281
10	2:00.588	36.294	94	30.198	286	54.096	198	286	21	2:00.823	36.434	92	30.168	284	54.221	***199***	284
11	2:14.434	36.952	90	31.469	283	1:06.013		283	22	2:16.318	40.052	77	30.459	285	1:05.807		285

38 Poole, GBR/ Abra, GBR/ Osborne, GBR , **theoretical besttime: 1:59.367**

1	2:12.451	44.187	94	31.638	270	56.626	189	270	20	2:05.013	37.841	96	31.129	270	56.043	190	270
2	2:05.770	39.263	100	30.857	271	55.650	191	271	21	2:04.379	37.798	100	30.786	271	55.795	192	271
3	2:02.590	37.318	96	30.632	***271***	54.640	192	***271***	22	2:02.961	37.100	99	30.648	270	55.213	192	270
4	2:03.165	37.205	96	30.573	271	55.387	191	271	23	2:06.345	39.981	100	30.789	271	55.575	192	271
5	2:01.563	36.685	97	30.685	***271***	54.193	192	***271***	24	2:03.258	37.396	104	30.821	***271***	55.041	193	***271***
6	2:01.965	36.895	96	30.576	270	54.494	191	270	25	2:02.496	37.142	102	30.574	***271***	54.780	***194***	***271***
7	3:52.744	37.508	95	31.173	271	2:44.063		271	26	2:03.138	37.297	97	30.584	271	55.257	193	271
8	2:22.312	56.522	95	30.749	***271***	55.041	192	***271***	27	4:58.941	37.454	101	30.731	***271***	3:50.756		***271***
9	2:03.159	36.927	96	30.848	270	55.384	192	270	28	2:36.387	1:01.576	98	33.805	212	1:01.006	190	212
10	2:01.760	36.932	97	30.517	269	54.311	191	269	29	2:02.147	37.230	98	30.531	***271***	54.386	192	***271***
11	4:09.206	37.161	98	30.889	271	3:01.156		271	30	2:01.374	36.447	96	30.385	***271***	54.542	192	***271***
12	2:20.820	55.515	100	30.579	***271***	54.726	193	***271***	31	2:02.244	36.978	96	30.418	***271***	54.848	193	***271***
13	2:00.306	36.377	102	30.389	270	53.540	192	270	32	2:04.190	37.264	96	31.087	271	55.839	192	271
14	1:59.750	36.178	***105***	30.370	271	***53.202***	193	271	33	2:05.804	38.425	97	30.990	271	56.389	192	271
15	4:43.260	38.267	71	31.075	***271***	3:33.918		***271***	34	2:02.327	37.380	94	30.852	269	54.095	192	269
16	2:24.949	1:00.690	100	30.518	271	53.741	193	271	35	2:03.797	36.514	95	31.666	***271***	55.617	191	***271***
17	***1:59.601***	***35.803***	103	***30.362***	***271***	53.436	193	***271***	36	2:02.394	37.211	95	30.657	269	54.526	192	269
18	7:21.267	36.345	102	30.413	***271***	6:14.509		***271***	37		38.468	93	30.732	270			270
19	2:27.484	59.826	93	31.173	270	56.485	191	270									

Blancpain Endurance Series

Lap analysis Free Practice

Provisional

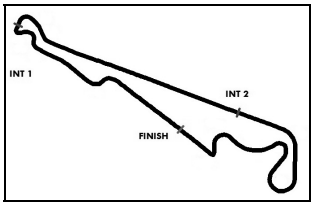

Circuit Paul Ricard Short, Length: 5791 m
Air temperature: 28.3°C
Track temperature: 34.8°C
Weather condition: Dry

Friday 27.6.2014 11:20

Lap analysis: Free Practice

41 Debs, FRA/ Cabannes, FRA/ Delhez, BEL , **theoretical besttime: 2:02.920**

Lap	Time	SE1	SP1	SE2	SP2	SE3	SP3	TSP	Lap	Time	SE1	SP1	SE2	SP2	SE3	SP3	TSP
1	4:08.095								19	3:45.086	37.776	100	30.383	280	2:36.927		280
2	2:33.881	1:05.422	91	32.036	***281***	56.423	190	***281***	20	2:26.125	58.460	99	30.633	280	57.032	193	280
3	2:06.079	37.829	100	31.207	279	57.043	187	279	21	2:05.491	38.807	90	30.750	280	55.934	190	280
4	2:04.994	38.042	94	30.988	***281***	55.964	191	***281***	22	2:03.754	37.592	94	30.580	280	55.582	193	280
5	2:04.742	37.563	95	31.132	280	56.047	192	280	23	***2:02.920***	***37.348***	99	***30.158***	***281***	***55.414***	195	***281***
6	2:05.274	37.844	100	31.102	280	56.328	193	280	24	2:04.278	37.416	97	30.240	280	56.622	194	280
7	2:04.791	38.001	98	30.904	***281***	55.886	193	***281***	25	5:27.967	38.327	99	32.488	254	4:17.152		254
8	3:37.562	37.785	99	31.178	***281***	2:28.599		***281***	26	2:30.106	59.359	93	31.957	278	58.790	192	278
9	2:31.722	58.984	99	31.124	***281***	1:01.614	193	***281***	27	2:53.966	38.359	93	31.108	***281***	1:44.499	192	***281***
10	2:06.339	37.974	100	31.029	***281***	57.336	192	***281***	28	2:29.553	39.140	89	30.874	***281***	1:19.539	175	***281***
11	2:07.055	38.061	101	31.111	280	57.883	192	280	29	2:07.953	38.911	86	31.848	280	57.194	192	280
12	4:43.322	38.384	95	31.484	280	3:33.454		280	30	2:07.040	38.199	94	30.983	280	57.858	193	280
13	2:27.126	58.827	95	30.802	***281***	57.497	193	***281***	31	2:07.112	38.012	94	30.920	***281***	58.180	195	***281***
14	2:06.080	38.085	98	30.698	***281***	57.297	192	***281***	32	2:05.315	38.442	96	30.793	***281***	56.080	188	***281***
15	2:03.478	37.618	97	30.356	280	55.504	193	280	33	2:07.367	39.339	97	30.979	266	57.049	***195***	266
16	2:03.331	37.545	101	30.336	280	55.450	192	280	34	2:06.062	38.371	94	30.759	***281***	56.932	193	***281***
17	2:04.009	37.558	***102***	30.329	280	56.122	194	280	35	2:07.672	38.409	93	30.677	***281***	58.586	194	***281***
18	2:03.904	37.590	100	30.508	280	55.806	195	280	36		38.832	97	1:51.333	279			279

42 Vannelet, FRA/ Albert, BEL/ Lemeret, BEL , **theoretical besttime: 2:00.591**

Lap	Time	SE1	SP1	SE2	SP2	SE3	SP3	TSP	Lap	Time	SE1	SP1	SE2	SP2	SE3	SP3	TSP
1	4:45.373								18	2:01.359	36.557	98	***30.065***	280	54.737	192	280
2	2:52.924	1:09.032	85	38.059	230	1:05.833	192	230	19	6:52.618	36.661	94	30.298	281	5:45.659		281
3	2:10.295	39.866	99	32.470	278	57.959	***195***	278	20	2:21.928	57.147	99	30.578	281	54.203	193	281
4	2:04.335	37.804	100	31.105	281	55.426	194	281	21	2:01.293	***36.415***	101	30.220	281	54.658	192	281
5	2:03.863	37.621	95	31.039	281	55.203	195	281	22	***2:00.923***	36.514	96	30.298	280	***54.111***	195	280
6	2:03.562	37.113	98	30.671	281	55.778	194	281	23	6:39.837	38.299	83	31.183	279	5:30.355		279
7	2:02.806	36.969	96	30.537	281	55.300	194	281	24	2:33.149	1:02.911	96	31.334	279	58.904	192	279
8	4:24.017	37.217	97	31.018	281	3:15.782		281	25	2:05.862	37.676	***101***	31.268	280	56.918	194	280
9	2:26.273	59.203	90	31.558	281	55.512	194	281	26	2:02.885	37.270	100	30.943	***281***	54.672	194	***281***
10	2:07.015	37.539	92	31.621	281	57.855	193	281	27	2:02.098	37.097	98	30.456	280	54.545	193	280
11	2:03.290	37.451	100	30.735	280	55.104	195	280	28	2:02.686	36.797	99	30.484	281	55.405	194	281
12	2:04.092	38.066	95	30.746	280	55.280	194	280	29	2:01.730	36.771	96	30.454	280	54.505	194	280
13	2:03.205	37.389	98	30.457	280	55.359	195	280	30	2:01.552	36.711	99	30.373	281	54.468	195	281
14	8:55.471	37.405	95	30.374	281	7:47.692		281	31	2:05.209	36.718	100	31.024	280	57.467	191	280
15	2:24.804	58.205	96	30.551	281	56.048	191	281	32	2:03.214	37.414	101	30.550	281	55.250	193	281
16	2:01.795	37.017	95	30.657	280	54.121	194	280	33	2:02.553	36.784	99	30.598	281	55.171	192	281
17	2:01.077	36.496	98	30.141	281	54.440	193	281	34		39.503	95	31.368	278			278

43 Comandini, ITA/ Amos, ITA/ Colombo, ITA , **theoretical besttime: 1:59.711**

Lap	Time	SE1	SP1	SE2	SP2	SE3	SP3	TSP	Lap	Time	SE1	SP1	SE2	SP2	SE3	SP3	TSP
1	4:15.524	2:47.555	93	31.593	271	56.376	193	271	18	2:00.745	36.214	***101***	30.314	***274***	54.217	***195***	***274***
2	2:02.684	37.001	98	31.070	273	54.613	192	273	19	2:17.751	39.600	95	30.781	***274***	1:07.370		***274***
3	2:03.143	37.811	98	30.750	273	54.582	192	273	20	5:07.621	3:42.231	97	30.640	273	54.750	191	273
4	2:01.567	36.610	97	30.547	272	54.410	193	272	21	2:01.568	36.383	98	30.655	***274***	54.530	193	***274***
5	2:01.471	36.390	97	30.544	273	54.537	190	273	22	2:00.552	36.143	97	30.664	273	53.745	193	273
6	2:15.325	37.961	95	30.780	273	1:06.584		273	23	2:00.127	36.228	97	30.456	273	***53.443***	194	273
7	5:39.792	4:13.692	96	30.778	273	55.322	193	273	24	***2:00.051***	***36.021***	95	30.508	273	53.522	193	273
8	2:13.590	36.914	97	31.056	272	1:05.620		272	25	2:11.544	36.475	96	30.570	273	1:04.499		273
9	5:56.433	4:29.804	95	31.099	273	55.530	192	273	26	5:35.495	4:09.650	96	31.278	273	54.567	192	273
10	2:03.257	36.949	96	30.696	273	55.612	192	273	27	2:00.885	36.370	98	30.453	273	54.062	193	273
11	2:02.540	36.993	94	30.805	273	54.742	192	273	28	2:01.534	36.902	95	30.475	273	54.157	193	273
12	2:15.198	38.117	99	30.737	273	1:06.344		273	29	2:15.142	36.252	97	30.476	***274***	1:08.414		***274***
13	5:36.504	4:11.740	101	30.738	***274***	54.026	193	***274***	30	5:36.902	4:11.205	99	30.954	273	54.743	192	273
14	2:04.998	36.880	99	30.583	273	57.535	194	273	31	2:01.533	36.728	98	30.651	273	54.154	192	273
15	2:02.107	36.827	97	30.748	272	54.532	193	272	32	2:01.244	36.335	98	30.615	***274***	54.294	192	***274***
16	2:01.315	36.669	100	30.400	273	54.246	194	273	33	2:01.364	36.527	95	30.622	***274***	54.215	191	***274***
17	2:00.335	36.389	99	***30.247***	273	53.699	194	273	34	2:22.484	37.605	100	30.714	273	1:14.165		273

Blancpain Endurance Series

Lap analysis Free Practice

Provisional

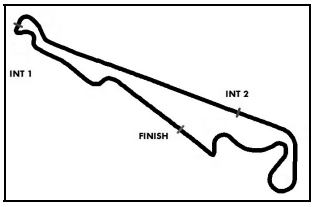

Circuit Paul Ricard Short, Length: 5791 m
Air temperature: 28.3°C
Track temperature: 34.8°C
Weather condition: Dry

Friday 27.6.2014 11:20

Lap analysis: Free Practice

44 Al Harthy, OMA/ Jelley, GBR/ Caine, GBR , **theoretical besttime: 1:58.327**

Lap	Time	SE1	SP1	SE2	SP2	SE3	SP3	TSP	Lap	Time	SE1	SP1	SE2	SP2	SE3	SP3	TSP
1	2:29.345	51.977	97	31.120	270	1:06.248		270	18	2:02.250	37.014	99	30.563	269	54.673	193	269
2	3:14.989	1:50.559	100	30.705	271	53.725	191	271	19	2:01.921	36.811	101	30.386	271	54.724	***194***	271
3	2:00.668	36.219	101	30.412	***272***	54.037	191	***272***	20	2:01.389	36.918	100	30.409	267	54.062	192	267
4	2:00.627	36.371	98	30.427	271	53.829	192	271	21	2:01.878	36.716	98	30.838	265	54.324	193	265
5	1:59.811	36.059	99	30.369	271	53.383	192	271	22	2:01.753	37.186	97	30.616	270	53.951	192	270
6	2:13.072	36.752	94	30.734	271	1:05.586		271	23	2:01.734	36.758	97	30.505	269	54.471	193	269
7	4:53.643	3:26.358	95	31.018	269	56.267	191	269	24	2:02.151	36.759	97	30.548	267	54.844	193	267
8	2:01.271	36.414	98	30.423	271	54.434	192	271	25	2:03.337	37.352	***102***	31.172	265	54.813	***194***	265
9	2:01.830	36.775	98	30.399	271	54.656	193	271	26	2:16.224	36.953	101	32.074	269	1:07.197		269
10	2:16.156	38.735	85	30.676	270	1:06.745		270	27	7:27.964	5:59.679	92	31.401	270	56.884	192	270
11	4:15.169	2:48.789	93	31.611	271	54.769	192	271	28	2:02.851	36.930	90	30.966	262	54.955	191	262
12	2:01.917	36.756	96	30.440	266	54.721	191	266	29	2:01.517	36.588	92	30.768	263	54.161	191	263
13	2:12.850	36.162	100	30.377	270	1:06.311		270	30	2:01.052	36.277	94	30.722	266	54.053	192	266
14	4:34.355	3:06.398	92	31.290	265	56.667	193	265	31	2:11.632	36.325	94	30.972	271	1:04.335		271
15	2:03.924	37.794	97	31.092	270	55.038	190	270	32	3:55.409	2:25.700	93	33.763	235	55.946	193	235
16	2:02.882	37.450	100	30.897	270	54.535	194	270	33	***1:58.895***	35.687	94	30.480	270	***52.728***	193	270
17	2:02.157	37.046	98	30.692	263	54.419	192	263	34	2:28.618	***35.415***	99	***30.184***	267	1:23.019		267

49 Blank, USA/ Bachelier, FRA/ Mallegol, FRA , **theoretical besttime: 2:00.332**

Lap	Time	SE1	SP1	SE2	SP2	SE3	SP3	TSP	Lap	Time	SE1	SP1	SE2	SP2	SE3	SP3	TSP
1	5:07.806	3:40.932	95	31.588	280	55.286	195	280	17	2:03.970	37.075	102	30.823	279	56.072	***196***	279
2	2:02.711	37.507	101	30.320	278	54.884	194	278	18	2:07.210	38.833	96	32.478	279	55.899	195	279
3	2:01.380	36.734	101	30.248	280	54.398	195	280	19	2:03.260	37.151	102	30.814	280	55.295	194	280
4	***2:00.361***	***36.110***	101	30.105	279	***54.146***	195	279	20	2:03.016	37.062	101	30.822	279	55.132	196	279
5	2:24.945	38.502	97	30.302	280	1:16.141		280	21	2:24.012	40.101	89	32.797	264	1:11.114		264
6	4:28.283	3:03.430	101	30.214	279	54.639	194	279	22	6:45.784	5:09.684	94	35.155	255	1:00.945	193	255
7	2:03.970	37.185	100	31.947	273	54.838	195	273	23	2:15.614	42.367	88	32.654	277	1:00.593	194	277
8	2:01.107	36.591	100	***30.076***	280	54.440	195	280	24	2:09.413	38.815	94	32.895	276	57.703	192	276
9	2:17.499	36.571	99	30.197	278	1:10.731		278	25	2:10.149	41.002	96	31.671	279	57.476	193	279
10	8:29.662	7:00.907	96	31.849	280	56.906	194	280	26	2:06.237	38.133	97	31.146	278	56.958	194	278
11	2:04.806	37.396	101	31.667	279	55.743	195	279	27	2:06.330	37.738	94	31.305	280	57.287	192	280
12	2:04.033	36.993	101	30.986	279	56.054	195	279	28	2:09.350	40.292	92	31.020	278	58.038	196	278
13	2:03.530	37.059	102	30.843	279	55.628	196	279	29	2:06.724	38.157	91	31.925	262	56.642	194	262
14	2:03.739	37.002	***102***	31.050	***281***	55.687	196	***281***	30	2:04.209	37.496	95	30.752	277	55.961	194	277
15	2:07.353	37.378	101	31.032	278	58.943	194	278	31	2:05.361	37.522	88	30.886	280	56.953	194	280
16	2:04.410	37.270	101	31.179	279	55.961	195	279	32	2:22.674	38.088	73	33.159	252	1:11.427		252

50 Danyliw, CDN/ Knap, NLD/ Sonvico, ITA , **theoretical besttime: 1:59.356**

Lap	Time	SE1	SP1	SE2	SP2	SE3	SP3	TSP	Lap	Time	SE1	SP1	SE2	SP2	SE3	SP3	TSP
1	25:41.571	24:16.538	99	30.268	280	54.765	196	280	16	6:39.686	5:11.070	98	30.946	***281***	57.670	196	***281***
2	2:01.313	36.619	102	31.004	280	53.690	195	280	17	2:03.523	37.154	100	30.680	280	55.689	196	280
3	2:00.090	36.633	101	29.873	***281***	***53.584***	196	***281***	18	2:04.662	37.233	99	30.756	***281***	56.673	197	***281***
4	1:59.951	36.332	99	***29.751***	***281***	53.868	196	***281***	19	2:04.640	37.165	100	30.436	280	57.039	196	280
5	1:59.750	***36.021***	99	29.838	280	53.891	196	280	20	2:03.277	37.213	96	30.505	280	55.559	196	280
6	2:01.101	37.115	97	30.004	280	53.982	197	280	21	2:04.388	38.067	97	30.478	280	55.843	197	280
7	***1:59.666***	36.111	102	29.816	280	53.739	197	280	22	2:03.222	37.369	98	30.209	280	55.644	194	280
8	2:11.929	36.994	101	30.068	***281***	1:04.867		***281***	23	2:03.078	37.473	99	30.371	***281***	55.234	197	***281***
9	5:50.025	4:21.094	88	32.099	279	56.832	195	279	24	2:02.473	36.886	99	30.619	***281***	54.968	198	***281***
10	2:03.532	37.308	98	30.933	280	55.291	196	280	25	2:02.727	36.839	91	30.481	280	55.407	193	280
11	2:01.467	36.692	98	30.417	280	54.358	197	280	26	2:03.001	37.088	99	30.412	***281***	55.501	197	***281***
12	2:15.173	39.169	94	35.784	211	1:00.220	196	211	27	2:02.766	37.050	***102***	30.311	***281***	55.405	197	***281***
13	2:01.085	36.618	97	30.215	280	54.252	198	280	28	2:03.339	37.210	97	30.555	***281***	55.574	***198***	***281***
14	2:01.122	36.678	93	30.288	280	54.156	196	280	29	2:03.701	37.055	94	30.422	***281***	56.224	196	***281***
15	2:14.514	36.401	97	30.309	278	1:07.804		278	30	2:24.238	39.708	99	31.289	279	1:13.241		279

51 Barreiros, PRT/ Mann, GBR/ Guedes, PRT , **theoretical besttime: 2:02.035**

Lap	Time	SE1	SP1	SE2	SP2	SE3	SP3	TSP	Lap	Time	SE1	SP1	SE2	SP2	SE3	SP3	TSP
1	14:39.897	13:07.201	92	34.286	256	58.410	195	256	18	2:05.155	38.293	96	30.741	280	56.121	193	280
2	2:05.067	38.121	97	31.317	***281***	55.629	194	***281***	19	2:09.984	37.489	89	31.216	258	1:01.279	192	258
3	2:04.002	37.673	97	30.325	280	56.004	195	280	20	2:04.999	37.779	98	30.967	278	56.253	195	278
4	2:04.279	37.700	99	30.406	280	56.173	193	280	21	2:05.925	37.678	87	30.844	278	57.403	193	278

Blancpain Endurance Series

Lap analysis Free Practice

Provisional

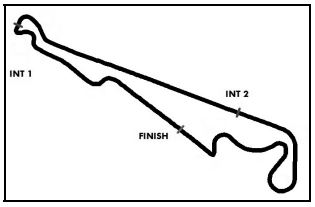

Circuit Paul Ricard Short, Length: 5791 m
Air temperature: 28.3°C
Track temperature: 34.8°C
Weather condition: Dry

Friday 27.6.2014 11:20

Lap analysis: Free Practice

Lap	Time	SE1	SP1	SE2	SP2	SE3	SP3	TSP	Lap	Time	SE1	SP1	SE2	SP2	SE3	SP3	TSP
5	2:05.111	38.958	97	30.321	281	55.832	194	281	22	2:15.803	37.864	94	30.667	281	1:07.272		281
6	2:05.407	37.971	98	31.680	280	55.756	195	280	23	4:39.660	3:10.985	92	30.761	274	57.914	***197***	274
7	2:03.365	37.462	97	30.371	281	55.532	195	281	24	2:04.950	38.308	93	30.926	280	55.716	193	280
8	2:15.501	37.471	99	30.657	255	1:07.373		255	25	2:03.751	37.353	94	30.572	281	55.826	193	281
9	4:19.740	2:51.824	95	31.009	280	56.907	194	280	26	2:03.781	37.714	88	30.465	281	55.602	193	281
10	2:04.148	38.347	96	30.703	280	55.098	195	280	27	2:03.473	37.477	82	30.629	281	55.367	193	281
11	2:02.589	37.194	99	***30.312***	280	55.083	194	280	28	2:03.506	37.719	81	30.638	281	55.149	194	281
12	***2:02.273***	37.093	98	30.519	279	***54.661***	195	279	29	2:02.811	37.112	99	30.523	280	55.176	194	280
13	2:02.737	***37.062***	96	30.604	280	55.071	196	280	30	2:03.493	37.774	98	30.541	280	55.178	193	280
14	2:18.264	38.161	99	30.805	279	1:09.298		279	31	2:03.126	37.488	98	30.502	281	55.136	193	281
15	6:00.414	4:31.351	98	31.595	280	57.468	195	280	32	2:03.429	37.270	99	30.615	281	55.544	195	281
16	2:06.297	37.927	***100***	30.952	279	57.418	195	279	33	2:17.622	37.367	96	30.671	281	1:09.584		281
17	2:04.110	37.817	99	30.951	280	55.342	194	280									

55 Zheng, CHN/ Cheng, CHN/ Couto, MAC , **theoretical besttime: 2:00.294**

1	2:22.922	52.930	90	32.332	270	57.660	190	270	17	2:06.102	38.319	95	31.208	274	56.575	190	274
2	2:05.924	38.596	97	31.186	273	56.142	192	273	18	2:03.219	37.480	91	30.638	276	55.101	192	276
3	2:03.390	37.459	97	31.059	274	54.872	191	274	19	2:01.681	36.786	100	30.526	277	54.369	191	277
4	2:03.175	36.694	97	30.619	271	55.862	190	271	20	2:05.118	37.295	97	30.472	278	57.351	191	278
5	2:00.980	36.585	95	30.519	274	53.876	193	274	21	2:02.029	36.829	97	30.731	276	54.469	192	276
6	2:01.187	36.446	100	***30.447***	276	54.294	191	276	22	2:03.071	37.070	92	30.971	***279***	55.030	***194***	***279***
7	2:01.929	36.442	99	30.647	275	54.840	190	275	23	2:01.493	36.839	98	30.705	273	53.949	192	273
8	2:01.158	36.647	98	30.607	276	53.904	191	276	24	2:01.081	36.797	96	30.662	275	53.622	192	275
9	2:14.731	37.759	94	30.888	273	1:06.084		273	25	2:01.471	36.851	95	30.759	277	53.861	193	277
10	9:28.145	8:02.228	93	31.477	273	54.440	191	273	26	2:01.099	36.602	95	30.630	275	53.867	193	275
11	2:02.486	36.991	95	31.249	274	54.246	192	274	27	***2:00.548***	36.421	95	30.597	276	***53.530***	191	276
12	2:13.462	37.119	94	30.449	277	1:05.894		277	28	2:12.990	36.541	97	30.687	275	1:05.762		275
13	6:35.274	5:08.780	94	31.054	275	55.440	191	275	29	11:42.332	10:13.723	84	32.509	276	56.100	191	276
14	2:00.768	36.525	***101***	30.684	273	53.559	193	273	30	2:06.527	39.565	96	30.930	276	56.032	191	276
15	2:13.218	***36.317***	99	30.606	274	1:06.295		274	31	2:07.253	37.067	94	30.732	278	59.454	190	278
16	6:21.089	4:52.097	94	31.670	272	57.322	189	272	32	2:15.083	36.708	97	30.936	274	1:07.439		274

70 Martins, FRA/ Trouillet, FRA/ Berville, FRA , **theoretical besttime: 1:59.673**

1	5:59.116								13	2:00.343	36.506	100	30.281	280	53.556	195	280
2	2:22.535	57.976	93	30.571	281	53.988	196	281	14	2:00.462	36.533	94	30.325	281	53.604	196	281
3	2:01.643	36.714	***102***	30.151	282	54.778	***196***	282	15	2:00.636	36.426	99	30.403	282	53.807	194	282
4	2:01.157	36.658	95	30.084	283	54.415	196	283	16	2:01.847	36.647	88	30.692	284	54.508	195	284
5	2:00.899	37.013	95	30.416	281	53.470	195	281	17	6:53.970	36.812	99	30.140	***286***	5:47.018		***286***
6	2:00.491	***36.321***	99	30.153	281	54.017	194	281	18	2:28.177	1:02.421	96	30.889	282	54.867	195	282
7	2:00.156	36.324	98	30.290	280	53.542	195	280	19	2:02.717	37.521	98	30.356	284	54.840	195	284
8	***1:59.851***	36.466	102	30.046	282	***53.339***	195	282	20	2:04.944	36.923	98	30.285	284	57.736	195	284
9	11:38.735	36.617	101	30.389	282	10:31.729		282	21	5:36.264	37.603	95	30.804	282	4:27.857		282
10	2:28.347	1:04.035	94	30.685	282	53.627	194	282	22	2:27.321	59.293	88	31.518	278	56.510	193	278
11	2:00.320	36.663	98	***30.013***	283	53.644	196	283	23		37.423	93	30.928	281			281
12	2:00.932	37.061	97	30.314	283	53.557	194	283									

79 Smith, GBR/ McCaig, GBR/ Bryant, GBR , **theoretical besttime: 1:59.336**

1	2:11.651	44.833	96	31.016	271	55.802	190	271	18	2:00.284	36.329	98	30.507	273	53.448	192	273
2	2:09.089	38.267	97	31.238	267	59.584	192	267	19	2:11.447	36.490	98	30.487	273	1:04.470		273
3	2:03.804	37.759	96	30.689	273	55.356	191	273	20	5:38.195	4:06.136	88	32.701	260	59.358	190	260
4	2:03.770	37.226	97	30.757	273	55.787	191	273	21	2:03.549	37.741	94	31.052	273	54.756	190	273
5	2:03.814	37.709	96	30.626	273	55.479	192	273	22	2:24.173	37.346	97	30.820	273	1:16.007		273
6	2:16.619	37.404	96	31.536	261	1:07.679		261	23	6:17.448	4:49.402	92	32.173	268	55.873	191	268
7	7:02.227	5:18.304	98	30.842	273	1:13.081		273	24	2:04.028	37.649	95	31.069	273	55.310	191	273
8	2:54.581	1:28.771	98	30.578	273	55.232	192	273	25	2:06.746	39.602	97	31.169	273	55.975	191	273
9	2:00.724	36.685	96	***30.212***	270	53.827	193	270	26	2:03.608	37.504	96	31.550	273	54.554	191	273
10	2:00.396	36.384	***99***	30.423	273	53.589	194	273	27	2:02.604	37.207	96	30.682	273	54.715	192	273
11	2:00.867	36.404	94	30.642	273	53.821	***194***	273	28	2:02.676	36.998	95	30.649	273	55.029	193	273
12	***1:59.764***	36.260	95	30.262	273	53.242	193	273	29	2:15.662	38.065	94	30.792	273	1:06.805		273

Blancpain Endurance Series

Lap analysis Free Practice

Provisional

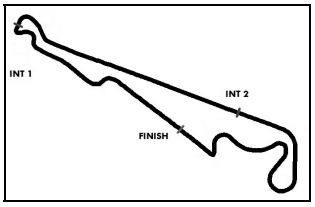

Circuit Paul Ricard Short, Length: 5791 m
Air temperature: 28.3°C
Track temperature: 34.8°C
Weather condition: Dry

Friday 27.6.2014 11:20

Lap analysis: Free Practice

Lap	Time	SE1	SP1	SE2	SP2	SE3	SP3	TSP	Lap	Time	SE1	SP1	SE2	SP2	SE3	SP3	TSP
13	1:59.858	***35.935***	96	30.354	273	53.569	193	273	30	3:45.763	2:18.726	97	31.194	271	55.843	191	271
14	1:59.809	36.350	98	30.270	273	***53.189***	193	273	31	2:03.973	37.985	95	30.858	***274***	55.130	190	***274***
15	2:12.869	37.348	94	31.218	273	1:04.303		273	32	2:04.933	37.266	96	30.764	273	56.903	191	273
16	8:09.718	6:44.722	97	30.711	273	54.285	191	273	33	2:03.766	37.443	95	31.042	273	55.281	192	273
17	2:00.555	36.431	97	30.571	273	53.553	191	273	34	2:17.683	37.480	96	31.524	271	1:08.679		271

80 McMillen, GBR/ Strauss, DEU/ Buncombe, GBR , **theoretical besttime: 1:58.507**

1	7:07.113	5:30.916	90	30.620	285	1:05.577	198	285	16	2:00.960	36.831	95	29.868	288	54.261	199	288
2	1:59.242	36.404	97	29.768	285	***53.070***	199	285	17	2:00.778	36.503	94	29.895	288	54.380	199	288
3	1:59.316	36.165	98	***29.614***	289	53.537	197	289	18	2:01.648	36.742	93	29.945	288	54.961	199	288
4	***1:59.027***	36.118	99	29.795	287	53.114	197	287	19	2:12.143	37.321	90	29.887	***291***	1:04.935		***291***
5	2:12.510	***35.823***	94	29.685	286	1:07.002		286	20	6:54.667	5:28.796	91	30.632	286	55.239	198	286
6	4:56.324	3:25.306	91	32.837	247	58.181	197	247	21	2:04.879	37.096	95	30.401	289	57.382	199	289
7	2:01.707	37.116	95	29.927	286	54.664	198	286	22	2:02.999	37.511	94	30.557	288	54.931	198	288
8	2:00.838	37.084	95	29.761	288	53.993	198	288	23	2:02.886	37.151	94	30.981	286	54.754	199	286
9	2:01.801	37.014	97	30.507	286	54.280	198	286	24	2:04.506	38.007	91	30.456	285	56.043	***199***	285
10	2:01.330	37.017	98	30.111	286	54.202	199	286	25	2:14.681	37.311	94	30.452	286	1:06.918		286
11	2:01.498	36.905	***100***	29.952	288	54.641	199	288	26	9:20.798	7:52.122	53	31.840	286	56.836	197	286
12	2:01.818	37.157	96	30.065	289	54.596	198	289	27	2:01.229	36.696	91	30.095	287	54.438	197	287
13	2:15.734	38.372	87	30.265	287	1:07.097		287	28	2:18.853	39.873	85	31.204	289	1:07.776		289
14	4:42.934	3:14.299	96	30.444	280	58.191	199	280	29	7:19.927	5:45.481	61	35.403	274	59.043	199	274
15	2:00.942	36.859	94	29.785	286	54.298	199	286	30	2:17.817	36.505	94	29.933	288	1:11.379		288

84 Primat, CHE/ Verdonck, BEL/ Buhk, DEU , **theoretical besttime: 1:59.132**

1	5:16.244	3:44.589	92	31.871	273	59.784	193	273	18	2:12.226	37.768	93	30.071	282	1:04.387		282
2	2:24.090	40.721	100	32.662	252	1:10.707		252	19	5:23.997	3:52.794	95	31.422	277	59.781	194	277
3	10:17.616	8:51.208	98	31.171	273	55.237	194	273	20	2:04.863	37.742	97	31.437	276	55.684	194	276
4	2:01.596	37.023	***100***	30.543	277	54.030	193	277	21	2:02.642	36.958	97	30.957	278	54.727	194	278
5	2:00.285	36.648	100	30.090	280	53.547	194	280	22	2:02.939	37.432	92	30.905	280	54.602	193	280
6	1:59.733	36.280	100	30.004	280	53.449	194	280	23	2:01.772	36.837	95	30.781	278	54.154	194	278
7	2:00.327	36.471	100	30.183	281	53.673	195	281	24	2:02.755	36.813	96	30.547	279	55.395	193	279
8	2:00.061	36.403	99	***29.975***	281	53.683	194	281	25	2:04.715	36.948	94	30.558	279	57.209	194	279
9	2:00.074	36.343	98	30.280	280	53.451	194	280	26	2:01.884	36.838	94	30.678	281	54.368	194	281
10	2:10.106	36.486	100	30.000	282	1:03.620		282	27	2:14.037	37.121	94	30.655	280	1:06.261		280
11	6:57.316	5:29.180	98	30.828	278	57.308	194	278	28	6:11.173	4:46.609	98	30.457	***283***	54.107	195	***283***
12	2:02.873	37.263	99	30.667	277	54.943	195	277	29	***1:59.669***	36.351	98	30.169	279	***53.149***	195	279
13	2:01.611	36.742	99	30.365	280	54.504	195	280	30	1:59.725	36.095	95	30.086	282	53.544	194	282
14	2:02.204	37.774	97	30.491	278	53.939	195	278	31	2:01.606	***36.008***	98	30.127	281	55.471	195	281
15	1:59.935	36.198	98	30.142	280	53.595	196	280	32	1:59.711	36.168	99	30.043	281	53.500	195	281
16	1:59.763	36.322	99	30.212	280	53.229	***197***	280	33	2:00.030	36.153	97	30.184	283	53.693	194	283
17	1:59.670	36.114	99	30.068	281	53.488	195	281	34	2:40.630	36.869	95	30.461	278	1:33.300		278

85 Wolf, DEU/ Afanasiev, RUS/ Dusseldorp, NLD , **theoretical besttime: 1:59.168**

1	4:55.413	3:25.702	99	31.703	265	58.008	192	265	20	2:00.262	36.465	97	30.335	281	53.462	194	281
2	2:05.836	39.034	***102***	30.892	276	55.910	193	276	21	2:00.129	***36.285***	96	30.205	283	53.639	195	283
3	2:03.256	37.382	98	30.504	278	55.370	195	278	22	2:00.930	36.622	98	30.336	283	53.972	195	283
4	2:00.399	36.431	99	30.156	281	53.812	195	281	23	2:01.353	36.312	96	30.190	283	54.851	195	283
5	2:15.071	36.557	96	30.361	281	1:08.153		281	24	2:10.376	36.432	93	30.306	281	1:03.638		281
6	9:37.407	8:09.150	95	30.367	281	57.890	194	281	25	4:58.288	3:29.650	97	32.119	271	56.519	193	271
7	2:09.607	38.572	90	33.801	283	57.234	195	283	26	2:13.695	38.237	97	30.353	280	1:05.105	194	280
8	2:01.786	36.370	99	30.080	285	55.336	194	285	27	2:03.014	37.179	99	30.463	283	55.372	193	283
9	1:59.707	36.317	98	30.085	285	53.305	***197***	285	28	2:02.854	37.141	98	30.346	282	55.367	192	282
10	1:59.598	36.451	97	30.005	285	53.142	196	285	29	2:02.007	37.150	96	30.385	281	54.472	194	281
11	2:01.033	37.636	99	***29.971***	283	53.426	194	283	30	2:05.046	37.388	95	32.355	276	55.303	194	276
12	2:00.405	36.677	98	29.996	***286***	53.732	195	***286***	31	2:07.344	38.372	93	32.404	243	56.568	194	243
13	***1:59.321***	36.369	101	30.040	284	***52.912***	195	284	32	2:02.981	37.039	97	30.411	282	55.531	194	282
14	2:19.154	38.169	97	29.979	***286***	1:11.006		***286***	33	2:03.161	37.241	97	30.576	281	55.344	193	281
15	5:58.511	4:32.722	98	30.841	278	54.948	195	278	34	2:03.984	37.525	92	30.489	281	55.970	193	281
16	2:01.625	36.835	98	30.334	283	54.456	196	283	35	2:04.017	37.835	96	30.788	283	55.394	193	283
17	2:02.155	37.264	94	30.463	283	54.428	195	283	36	2:03.422	37.310	94	30.971	257	55.141	194	257

Blancpain Endurance Series

Lap analysis Free Practice

Provisional

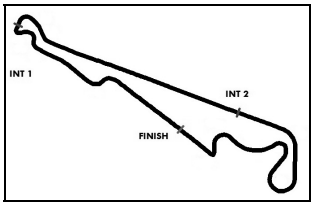

Circuit Paul Ricard Short, Length: 5791 m
Air temperature: 28.3°C
Track temperature: 34.8°C
Weather condition: Dry

Friday 27.6.2014 11:20

Lap analysis: Free Practice

Lap	Time	SE1	SP1	SE2	SP2	SE3	SP3	TSP	Lap	Time	SE1	SP1	SE2	SP2	SE3	SP3	TSP
18	2:04.574	36.549	99	32.488	280	55.537	194	280	37	2:22.626	38.131	91	32.065	249	1:12.430		249
19	2:01.042	37.211	96	30.266	280	53.565	194	280									

90 Rizzoli, ITA/ Gai, ITA/ Castellacci, MCO , **theoretical besttime: 1:59.319**

1	5:07.136								18	2:01.491	***36.045***	100	29.944	***281***	55.502	196	***281***
2	2:28.831	1:01.239	97	31.171	***281***	56.421	198	***281***	19	2:03.094	37.723	99	30.224	280	55.147	195	280
3	3:30.851	37.489	97	30.574	***281***	2:22.788		***281***	20	4:08.563	37.076	95	30.271	280	3:01.216		280
4	2:20.046	55.365	100	30.341	279	54.340	195	279	21	2:26.980	1:01.249	99	30.189	***281***	55.542	196	***281***
5	2:00.612	36.706	***103***	30.132	280	53.774	196	280	22	1:59.980	36.199	99	29.936	280	53.845	195	280
6	2:00.053	36.309	102	30.048	***281***	53.696	196	***281***	23	2:00.417	36.167	100	***29.892***	280	54.358	***198***	280
7	***1:59.645***	36.160	99	30.103	280	***53.382***	197	280	24	4:50.375	37.493	96	30.632	277	3:42.250		277
8	2:00.254	36.413	101	30.260	280	53.581	196	280	25	2:26.504	59.266	99	32.130	257	55.108	196	257
9	6:10.955	36.446	98	29.996	280	5:04.513		280	26	2:00.378	36.421	98	30.067	***281***	53.890	195	***281***
10	2:22.374	57.230	100	31.294	279	53.850	195	279	27	2:01.172	36.308	95	30.128	280	54.736	196	280
11	2:01.199	36.661	99	29.986	278	54.552	196	278	28	2:00.763	36.167	97	30.242	279	54.354	195	279
12	1:59.798	36.258	98	29.926	280	53.614	196	280	29	2:04.171	37.463	91	30.531	278	56.177	195	278
13	2:00.928	36.572	100	30.037	***281***	54.319	196	***281***	30	2:00.348	36.120	94	30.063	***281***	54.165	197	***281***
14	11:50.706	36.909	98	30.265	280	10:43.532		280	31	2:03.091	37.255	97	30.833	***281***	55.003	196	***281***
15	2:31.468	1:04.199	96	31.682	***281***	55.587	194	***281***	32	1:59.948	36.186	96	30.075	280	53.687	197	280
16	2:01.763	36.494	99	30.542	278	54.727	195	278	33		38.469	93	30.696	254			254
17	2:00.802	36.284	96	30.220	280	54.298	195	280									

91 Mezard, FRA/ Perrodo, FRA , , **theoretical besttime: 1:59.841**

1	6:12.203								7	2:01.350	***36.408***	101	31.071	278	53.871	195	278
2	5:07.511	1:03.751	94	32.791	273	3:30.969		273	8	5:55.722	36.995	97	***30.162***	277	4:48.565		277
3	2:23.363	57.755	101	31.189	279	54.419	195	279	9	2:20.873	56.989	98	30.613	278	***53.271***	196	278
4	2:01.677	36.696	***102***	30.526	280	54.455	196	280	10	***2:00.303***	36.566	95	30.269	***281***	53.468	***197***	***281***
5	2:01.344	36.720	98	30.469	***281***	54.155	195	***281***	11		39.258	73	33.879	253			253
6	2:01.014	36.615	102	30.313	280	54.086	196	280									

93 Dermont, FRA/ Perera, FRA , , **theoretical besttime: 1:57.896**

1	4:28.256	2:55.650	92	30.798	281	1:01.808	194	281	18	2:12.532	36.001	97	30.034	281	1:06.497		281
2	2:00.121	36.629	97	30.138	281	53.354	195	281	19	6:39.490	5:15.679	93	30.516	280	53.295	191	280
3	2:06.251	36.179	98	30.077	***284***	59.995	***195***	***284***	20	2:00.245	36.264	95	30.257	281	53.724	192	281
4	1:59.445	36.281	95	30.099	280	53.065	195	280	21	1:59.748	36.306	98	30.308	281	53.134	192	281
5	2:17.139	36.970	96	30.742	280	1:09.427		280	22	2:01.461	36.394	96	31.030	281	54.037	192	281
6	5:04.836	3:38.834	94	30.476	278	55.526	194	278	23	1:59.867	36.220	97	30.316	278	53.331	193	278
7	1:59.705	36.319	95	29.938	283	53.448	194	283	24	2:09.690	36.041	97	30.095	281	1:03.554		281
8	1:59.935	36.331	98	29.928	283	53.676	194	283	25	4:46.544	3:19.777	91	31.047	277	55.720	190	277
9	1:59.312	36.027	97	***29.924***	283	53.361	194	283	26	2:02.398	37.101	91	30.767	281	54.530	191	281
10	2:14.252	37.079	91	30.492	283	1:06.681		283	27	2:03.291	37.556	93	30.713	279	55.022	191	279
11	5:31.106	3:59.529	81	31.799	279	59.778	193	279	28	2:02.711	37.372	94	30.598	278	54.741	192	278
12	2:01.496	36.364	98	30.163	281	54.969	192	281	29	2:02.105	37.142	95	30.455	280	54.508	191	280
13	1:59.559	36.237	97	30.145	281	53.177	194	281	30	2:02.504	37.338	92	30.613	281	54.553	191	281
14	2:09.602	36.235	97	30.144	280	1:03.223		280	31	2:02.576	37.247	93	30.575	280	54.754	192	280
15	4:47.268	3:21.581	97	30.200	281	55.487	194	281	32	2:03.582	37.571	89	30.883	279	55.128	193	279
16	***1:57.957***	***35.688***	***98***	29.985	281	***52.284***	194	281	33	2:15.071	37.809	90	30.553	281	1:06.709		281
17	2:07.108	36.280	94	30.332	283	1:00.496	194	283									

98 Demoustier, FRA/ Lapierre, FRA/ Parente, PRT , **theoretical besttime: 1:59.665**

1	3:48.731	2:22.776	91	30.892	274	55.063	***195***	274	14	2:01.082	36.455	99	30.434	281	54.193	193	281
2	2:00.638	36.814	***102***	30.257	283	53.567	193	283	15	2:11.016	36.897	99	30.215	283	1:03.904		283
3	1:59.816	36.173	100	30.205	279	53.438	193	279	16	6:46.002	5:18.265	94	31.433	280	56.304	194	280
4	2:10.383	36.203	101	30.301	279	1:03.879		279	17	2:03.764	37.653	98	30.937	281	55.174	194	281
5	11:21.963	9:55.949	96	31.031	278	54.983	194	278	18	2:02.605	36.793	98	30.949	278	54.863	194	278
6	***1:59.665***	***36.136***	96	***30.170***	281	***53.359***	193	281	19	2:02.994	36.714	95	30.799	281	55.481	195	281
7	2:10.065	36.556	96	30.187	283	1:03.322		283	20	2:03.183	36.788	98	30.693	***284***	55.702	194	***284***
8	9:26.659	8:01.468	98	30.830	280	54.361	194	280	21	2:16.130	37.169	98	30.765	281	1:08.196		281
9	2:01.746	36.802	101	30.335	281	54.609	193	281	22	6:29.173	5:00.367	94	33.253	278	55.553	194	278

Blancpain Endurance Series

Lap analysis Free Practice

Provisional

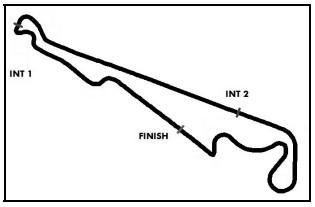

Circuit Paul Ricard Short, Length: 5791 m
Air temperature: 28.3°C
Track temperature: 34.8°C
Weather condition: Dry

Friday 27.6.2014 11:20

Lap analysis: Free Practice

Lap	Time	SE1	SP1	SE2	SP2	SE3	SP3	TSP	Lap	Time	SE1	SP1	SE2	SP2	SE3	SP3	TSP
10	2:01.581	36.777	99	30.430	281	54.374	192	281	23	2:01.959	36.636	98	30.697	281	54.626	194	281
11	2:13.046	36.711	99	30.885	281	1:05.450		281	24	2:02.019	36.561	98	30.684	283	54.774	194	283
12	10:36.998	9:12.200	100	30.611	281	54.187	193	281	25	2:02.761	36.798	95	30.586	282	55.377	195	282
13	2:00.761	36.534	97	30.264	282	53.963	193	282	26	2:12.746	36.775	100	30.695	282	1:05.276		282

99 Soucek, ESP/ Korjus, EST/ Estre, FRA , **theoretical besttime: 1:59.395**

1	5:03.828	3:39.544	97	30.607	277	53.677	193	277	12	10:29.965	9:03.938	97	30.640	278	55.387	193	278
2	2:00.135	36.312	***103***	30.357	280	53.466	192	280	13	2:01.147	36.384	98	30.800	279	53.963	192	279
3	***1:59.395***	***35.952***	100	***30.220***	280	***53.223***	193	280	14	2:11.867	36.402	98	30.315	282	1:05.150		282
4	2:10.955	36.190	100	31.302	276	1:03.463		276	15	8:36.940	7:09.630	91	30.539	281	56.771	***193***	281
5	11:50.972	10:21.270	101	30.355	281	59.347	193	281	16	2:02.963	36.705	96	31.786	276	54.472	192	276
6	2:00.040	36.322	103	30.229	***283***	53.489	192	***283***	17	2:01.631	36.606	99	30.404	281	54.621	192	281
7	2:14.917	36.182	99	31.527	239	1:07.208		239	18	2:12.119	36.822	100	30.434	282	1:04.863		282
8	9:45.560	8:20.289	99	30.521	280	54.750	192	280	19	10:05.462	8:32.875	96	30.718	280	1:01.869	193	280
9	2:00.593	36.546	98	30.481	281	53.566	191	281	20	2:01.123	36.427	98	30.470	281	54.226	193	281
10	2:00.063	36.196	99	30.369	278	53.498	192	278	21	2:04.154	36.558	98	30.377	282	57.219	193	282
11	2:12.367	36.953	94	30.476	279	1:04.938		279	22	2:10.023	36.318	99	30.379	281	1:03.326		281

111 Earle, USA/ Kremer, DEU/ Caccia, ITA , **theoretical besttime: 2:02.343**

1	5:56.347	4:23.146	94	32.836	249	1:00.365	195	249	18	2:04.547	37.537	101	30.666	280	56.344	196	280
2	2:05.122	37.598	87	31.181	***283***	56.343	193	***283***	19	2:03.482	37.188	102	30.545	281	55.749	196	281
3	2:03.834	37.142	91	30.534	279	56.158	196	279	20	2:02.715	37.061	***103***	30.368	281	55.286	196	281
4	2:03.869	37.281	93	30.632	280	55.956	194	280	21	***2:02.689***	***36.936***	103	30.609	280	***55.144***	196	280
5	2:03.209	36.980	91	30.398	281	55.831	195	281	22	2:15.283	37.845	97	31.002	281	1:06.436		281
6	2:16.653	37.260	95	30.673	273	1:08.720		273	23	5:42.025	4:09.550	92	32.965	278	59.510	195	278
7	4:21.176	2:49.499	92	32.172	273	59.505	195	273	24	2:06.045	37.826	95	31.212	279	57.007	195	279
8	2:04.571	38.082	99	30.507	281	55.982	195	281	25	2:05.353	38.000	93	30.714	281	56.639	196	281
9	2:04.988	37.875	97	30.624	281	56.489	195	281	26	2:04.936	37.497	93	30.813	278	56.626	196	278
10	2:04.745	37.791	98	30.737	280	56.217	194	280	27	2:06.010	38.009	95	30.827	280	57.174	195	280
11	2:03.598	37.216	93	30.366	280	56.016	196	280	28	2:10.952	41.093	95	31.342	281	58.517	***197***	281
12	2:03.417	37.344	98	30.439	281	55.634	195	281	29	2:17.374	37.826	94	30.904	279	1:08.644		279
13	2:03.992	37.205	93	***30.263***	281	56.524	194	281	30	4:44.097	3:16.210	95	31.039	277	56.848	196	277
14	2:22.494	39.452	90	31.828	233	1:11.214		233	31	2:04.782	38.118	98	30.887	281	55.777	196	281
15	4:39.762	3:06.707	84	35.066	275	57.989	194	275	32	2:04.399	37.573	94	30.821	279	56.005	196	279
16	2:08.284	37.952	99	32.808	269	57.524	194	269	33	2:05.825	38.578	95	30.812	280	56.435	196	280
17	2:05.741	37.824	100	31.156	279	56.761	195	279	34		37.497	93	30.774	273			273

333 Solikhov, RUS/ Kogay, RUS/ Seefried, DEU , **theoretical besttime: 1:58.884**

1	3:23.302	1:54.153	85	33.724	274	55.425	194	274	19	2:06.127	39.397	94	30.549	280	56.181	194	280
2	2:00.446	36.305	101	30.331	279	53.810	195	279	20	2:05.990	37.888	93	31.020	***281***	57.082	194	***281***
3	1:59.318	***35.833***	***103***	***29.890***	279	53.595	193	279	21	2:07.316	37.912	89	30.951	280	58.453	192	280
4	1:59.253	35.868	99	30.005	278	53.380	196	278	22	5:45.064	37.928	95	30.987	280	4:36.149		280
5	***1:59.096***	35.853	99	30.082	280	***53.161***	195	280	23	2:33.077	1:01.890	89	31.090	278	1:00.097	193	278
6	6:11.425	36.197	99	30.098	278	5:05.130		278	24	2:17.650	37.662	89	31.018	***281***	1:08.970	194	***281***
7	2:22.231	58.250	100	30.233	280	53.748	194	280	25	2:08.424	41.441	95	30.701	280	56.282	194	280
8	6:47.660	36.329	99	30.017	***281***	5:41.314		***281***	26	2:03.834	37.480	95	30.563	280	55.791	194	280
9	2:21.426	56.427	100	30.110	280	54.889	196	280	27	2:05.091	37.819	92	30.700	280	56.572	193	280
10	5:19.805	36.934	99	30.267	280	4:12.604		280	28	2:06.404	37.967	93	30.836	280	57.601	195	280
11	2:29.679	59.929	97	31.964	274	57.786	194	274	29	2:05.899	38.109	93	30.624	279	57.166	196	279
12	2:05.938	37.431	94	31.071	280	57.436	194	280	30	2:05.579	37.958	94	30.785	280	56.836	195	280
13	2:06.913	37.968	96	30.914	280	58.031	182	280	31	2:05.235	37.992	89	30.776	280	56.467	196	280
14	2:05.212	38.139	95	30.561	280	56.512	193	280	32	2:04.989	37.740	92	30.778	280	56.471	194	280
15	2:06.743	38.735	93	31.053	280	56.955	193	280	33	2:09.038	38.963	98	31.252	***281***	58.823	196	***281***
16	2:05.220	37.860	98	31.175	279	56.185	***197***	279	34	2:07.552	39.107	96	30.880	280	57.565	196	280
17	2:05.184	37.782	90	30.930	280	56.472	193	280	35		38.183	89	30.656	279			279
18	2:05.730	37.491	94	31.518	280	56.721	194	280									

Blancpain Endurance Series

Lap analysis Free Practice

Provisional

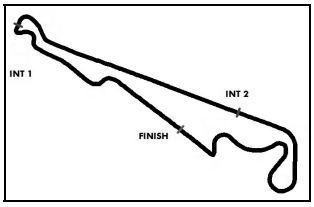

Circuit Paul Ricard Short, Length: 5791 m
Air temperature: 28.3°C
Track temperature: 34.8°C
Weather condition: Dry

Friday 27.6.2014 11:20

Lap analysis: Free Practice

350 Duqueine, FRA/ Gorini, FRA/ Lanchere, FRA , **theoretical besttime: 2:00.470**

Lap	Time	SE1	SP1	SE2	SP2	SE3	SP3	TSP	Lap	Time	SE1	SP1	SE2	SP2	SE3	SP3	TSP
1	12:55.984								17	2:03.596	37.555	98	31.126	279	54.915	195	279
2	2:26.912	1:02.595	101	30.456	279	53.861	***197***	279	18	2:02.954	37.357	96	30.631	277	54.966	195	277
3	2:01.513	36.741	***102***	30.267	279	54.505	195	279	19	2:03.178	37.317	96	30.607	280	55.254	196	280
4	***2:00.669***	36.594	101	30.094	281	53.981	194	281	20	2:02.099	36.855	98	30.566	280	54.678	194	280
5	2:00.683	36.684	101	***30.071***	280	53.928	194	280	21	2:03.285	37.162	94	30.584	281	55.539	196	281
6	2:02.894	36.729	102	30.143	281	56.022	193	281	22	5:30.401	38.263	91	31.010	281	4:21.128		281
7	2:01.084	36.926	99	30.108	280	54.050	195	280	23	2:29.662	1:02.631	99	30.942	279	56.089	194	279
8	4:30.727	36.668	100	30.303	281	3:23.756		281	24	2:03.710	37.930	98	30.569	280	55.211	194	280
9	2:22.528	56.242	98	30.562	280	55.724	195	280	25	6:17.749	38.340	94	30.659	280	5:08.750		280
10	2:03.319	38.329	90	30.737	280	54.253	195	280	26	2:25.045	57.602	96	31.250	278	56.193	193	278
11	2:00.877	36.838	99	30.200	280	***53.839***	195	280	27	2:03.065	37.418	98	30.671	281	54.976	194	281
12	7:22.412	***36.560***	102	30.223	280	6:15.629		280	28	2:03.771	37.871	99	30.983	280	54.917	193	280
13	2:30.991	1:00.682	86	32.665	269	57.644	191	269	29	2:05.034	38.633	97	30.825	280	55.576	194	280
14	2:06.442	38.606	97	31.420	279	56.416	195	279	30	2:02.830	37.124	101	30.579	279	55.127	194	279
15	2:05.915	37.904	98	31.158	251	56.853	194	251	31	2:02.641	37.034	99	30.772	***281***	54.835	195	***281***
16	2:03.804	37.824	95	30.733	279	55.247	195	279	32		38.530	99	30.736	279			279

458 Ehret, FRA/ Mattschull, DEU/ Schmickler, DEU , **theoretical besttime: 2:00.039**

Lap	Time	SE1	SP1	SE2	SP2	SE3	SP3	TSP	Lap	Time	SE1	SP1	SE2	SP2	SE3	SP3	TSP
1	3:25.341	1:54.748	89	34.037	271	56.556	189	271	16	2:06.603	39.774	90	31.587	280	55.242	197	280
2	2:06.276	38.030	97	31.667	281	56.579	194	281	17	9:02.184	37.640	91	31.256	280	7:53.288		280
3	2:05.413	37.683	98	30.730	280	57.000	194	280	18	2:32.265	1:04.417	91	31.574	280	56.274	196	280
4	2:03.692	37.146	97	30.593	281	55.953	194	281	19	2:00.726	36.716	92	30.099	280	***53.911***	195	280
5	2:03.351	37.290	97	30.479	280	55.582	194	280	20	2:00.784	36.627	94	***29.913***	280	54.244	195	280
6	2:03.523	37.130	91	30.324	278	56.069	194	278	21	2:12.772	42.133	89	33.333	275	57.306	196	275
7	2:05.165	38.555	97	30.470	281	56.140	194	281	22	2:00.685	36.298	100	30.182	281	54.205	196	281
8	9:14.753	38.207	95	30.679	281	8:05.867		281	23	***2:00.568***	***36.215***	***102***	30.116	280	54.237	196	280
9	2:29.146	1:02.875	97	30.889	281	55.382	195	281	24	5:21.654	36.541	101	30.017	280	4:15.096		280
10	2:03.217	37.541	95	30.532	280	55.144	194	280	25	2:29.789	1:01.867	88	31.790	281	56.132	195	281
11	2:02.687	37.255	95	30.542	280	54.890	197	280	26	2:02.277	36.992	101	30.241	280	55.044	193	280
12	2:03.040	37.699	97	30.285	***281***	55.056	195	***281***	27	2:01.305	37.180	97	30.157	281	53.968	***197***	281
13	2:02.263	36.837	99	30.366	280	55.060	194	280	28	2:00.802	36.672	100	29.986	281	54.144	197	281
14	2:02.286	36.950	96	30.273	279	55.063	194	279	29		37.731	97	30.415	280			280
15	2:02.236	36.955	95	30.351	279	54.930	196	279									

Blancpain Endurance Series

Vmax list Free Practice

Provisional

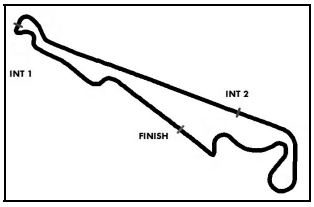

Circuit Paul Ricard Short, Length: 5791 m
Air temperature: 28.4°C
Track temperature: 35.2°C
Weather condition: Dry

Friday 27.6.2014 11:20

Nr	Team, Car, Driver, Nat	Top speed
80	**Nissan GT Academy Team RJN, Nissan GT-R Nismo GT3**	
	McMillen Nick , GBR	291,11 km/h
	Strauss Florian , DEU	
	Buncombe Alex , GBR	
35	**Nissan GT Academy Team RJN, Nissan GT-R Nismo GT3**	
	Aksenov Stanislav , RUS	286,47 km/h
	Faisca Miguel , PRT	
	Chiyo Katsumasa , JPN	
70	**Graff Racing, Porsche 997 GT3 R**	
	Martins Lonni , FRA	286,47 km/h
	Trouillet Eric , FRA	
	Berville Roland , FRA	
14	**Emil Frey Racing, Emil Frey G3 Jaguar**	
	Frey Lorenz , CHE	286,47 km/h
	Gardel Gabriele , CHE	
	Barth Fredy , CHE	
85	**HTP Motorsport, Mercedes SLS AMG GT3**	
	Wolf Luca , DEU	285,71 km/h
	Afanasiev Sergei , RUS	
	Dusseldorp Stef , NLD	
93	**Pro GT by Almeras, Porsche 997 GT3 R**	
	Dermont Eric , FRA	284,21 km/h
	Perera Franck , FRA	
98	**ART Grand Prix, McLaren MP4-12C**	
	Demoustier Gregoire , FRA	284,21 km/h
	Lapierre Nicolas , FRA	
	Parente Alvaro , PRT	
16	**Boutsen Ginion, McLaren MP4-12C**	
	Demirdjan Alex , LIB	284,21 km/h
	van der Drift Chris , NZL	
	Sarkissian Shahan , LIB	
99	**ART Grand Prix, McLaren MP4-12C**	
	Soucek Andy , ESP	283,46 km/h
	Korjus Kevin , EST	
	Estre Kevin , FRA	
84	**HTP Motorsport, Mercedes SLS AMG GT3**	
	Primat Harold , CHE	283,46 km/h
	Verdonck Nico , BEL	
	Buhk Maximilian , DEU	
19	**Black Falcon, Mercedes SLS AMG GT3**	
	Haupt Hubert , DEU	283,46 km/h
	Al Faisal Abdulaziz , SAU	
	Simonsen Andreas , SWE	

Blancpain Endurance Series

Vmax list Free Practice

Provisional

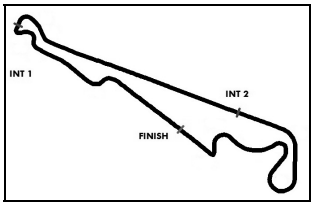

Circuit Paul Ricard Short, Length: 5791 m
Air temperature: 28.4°C
Track temperature: 35.2°C
Weather condition: Dry

Friday 27.6.2014 11:20

Nr	Team, Car, Driver, Nat	Top speed
15	**Boutsen Ginion, McLaren MP4-12C**	
	Ojjeh Karim A. , SAU	283,46 km/h
	Grotz Oliver ,	
	Vervisch Frederic , BEL	
111	**Kessel Racing, Ferrari 458 Italia**	
	Earle Stephen , USA	282,72 km/h
	Kremer Freddy , DEU	
	Caccia Beniamino , ITA	
26	**Sainteloc Racing, Audi R8 LMS Ultra**	
	Ortelli Stephane , MCO	281,98 km/h
	Sandstroem Edward , SWE	
	Guilvert Gregory , FRA	
3	**Belgian Audi Club Team WRT, Audi R8 LMS Ultra**	
	Nash James , GBR	281,25 km/h
	Stippler Frank , DEU	
	Mies Christopher , DEU	
17	**Insightracing with Flex-Box, Ferrari 458 Italia**	
	Andersen Dennis , DNK	281,25 km/h
	Jensen Martin , DNK	
11	**Kessel Racing, Ferrari 458 Italia**	
	Broniszewski Michael , POL	281,25 km/h
	Bonacini Alessandro , ITA	
	Frezza Marco , ITA	
458	**GT Corse by Rinaldi, Ferrari 458 Italia**	
	Ehret Pierre , FRA	281,25 km/h
	Mattschull Alexander , DEU	
	Schmickler Frank , DEU	
350	**Duqueine Engineering, Ferrari 458 Italia**	
	Duqueine Gilles , FRA	281,25 km/h
	Gorini Leonardo , FRA	
	Lanchere Paul , FRA	
42	**Sport Garage, Ferrari 458 Italia**	
	Vannelet Gilles , FRA	281,25 km/h
	Albert Michael , BEL	
	Lemeret Stephane , BEL	
51	**AF Corse, Ferrari 458 Italia**	
	Barreiros Filipe , PRT	281,25 km/h
	Mann Peter , GBR	
	Guedes Francisco , PRT	
333	**GT Corse by Rinaldi, Ferrari 458 Italia**	
	Solikhov Rinat , RUS	280,52 km/h
	Kogay Vadim , RUS	
	Seefried Marco , DEU	

Blancpain Endurance Series

Vmax list Free Practice

Provisional

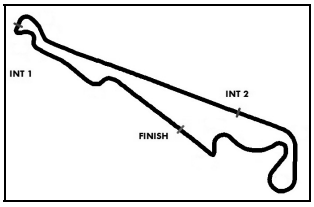

Circuit Paul Ricard Short, Length: 5791 m
Air temperature: 28.4°C
Track temperature: 35.2°C
Weather condition: Dry

Friday 27.6.2014 11:20

Nr	Team, Car, Driver, Nat	Top speed
90	**Scuderia Villorba Corse, Ferrari 458 Italia**	
	Rizzoli Andrea , ITA	280,52 km/h
	Gai Stefano , ITA	
	Castellacci Francesco , MCO	
50	**AF Corse, Ferrari 458 Italia**	
	Danyliw Andrew , CDN	280,52 km/h
	Knap Simon , NLD	
	Sonvico Andrea , ITA	
91	**Scuderia Villorba Corse, Ferrari 458 Italia**	
	Mezard Cedric , FRA	280,52 km/h
	Perrodo Francois , FRA	
49	**AF Corse, Ferrari 458 Italia**	
	Blank Howard , USA	280,52 km/h
	Bachelier Jan Marc , FRA	
	Mallegol Yannick , FRA	
41	**Sport Garage, Ferrari 458 Italia**	
	Debs Sylvain , FRA	280,52 km/h
	Cabannes George , FRA	
	Delhez Bernard , BEL	
18	**Black Falcon, Mercedes SLS AMG GT3**	
	Loboda Yuri , RUS	280,52 km/h
	Loboda Mikail , RUS	
	Lunkin Vladimir , RUS	
4	**Belgian Audi Club Team WRT, Audi R8 LMS Ultra**	
	Weerts Yves , BEL	279,79 km/h
	Blanchemain Jean Luc , FRA	
	Hirschi Pierre , CHE	
25	**Sainteloc Racing, Audi R8 LMS Ultra**	
	Gosselin Claude - Yves , FRA	279,79 km/h
	Lagniez Jean - Claude , FRA	
	Sourd Marc , FRA	
55	**Brothers Racing Team, Audi R8 LMS Ultra**	
	Zheng Sun , CHN	279,07 km/h
	Cheng Congfu , CHN	
	Couto Andre , MAC	
22	**Team Parker Racing, Audi R8 LMS Ultra**	
	Loggie Ian , GBR	279,07 km/h
	Jones Chris , GBR	
	Westwood Julian , GBR	
7	**M-Sport Bentley, Bentley Continental GT3**	
	Smith Guy , GBR	275,51 km/h
	Meyrick Andy , GBR	
	Kane Steven , GBR	

Blancpain Endurance Series

Vmax list Free Practice

Provisional

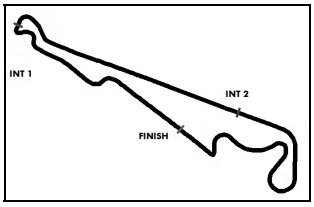

Circuit Paul Ricard Short, Length: 5791 m
Air temperature: 28.4°C
Track temperature: 35.2°C
Weather condition: Dry

Friday 27.6.2014 11:20

Nr	Team, Car, Driver, Nat	Top speed
8	**M-Sport Bentley, Bentley Continental GT3**	
	D Ambrosio Jerome , BEL	275,51 km/h
	Tappy Duncan , GBR	
	Leclerc Antoine , FRA	
2	**Belgian Audi Club Team WRT, Audi R8 LMS Ultra**	
	Teneketzian Harry , FRA	275,51 km/h
	Pourquie Stephane , FRA	
	Chaix Gregoire , FRA	
1	**Belgian Audi Club Team WRT, Audi R8 LMS Ultra**	
	Ramos Cesar , BRA	274,81 km/h
	Basseng Marc , DEU	
	Vanthoor Laurens , BEL	
10	**TDS Racing, BMW Z4**	
	Clement Eric , FRA	274,11 km/h
	Lariche Benjamin , FRA	
	Armindo Nicolas , FRA	
12	**TDS Racing, BMW Z4**	
	Hassid Henry , FRA	274,11 km/h
	Catsburg Nick , NLD	
79	**Ecurie Ecosse, BMW Z4**	
	Smith Andrew , GBR	274,11 km/h
	McCaig Alasdair , GBR	
	Bryant Oliver , GBR	
43	**ROAL Motorsport, BMW Z4**	
	Comandini Stephane , ITA	274,11 km/h
	Amos Eugenio , ITA	
	Colombo Stefano , ITA	
44	**Oman Racing Team, Aston Martin Vantage GT3**	
	Al Harthy Ahmad , OMA	272,04 km/h
	Jelley Stephen , GBR	
	Caine Michael , GBR	
38	**MP Motorsport AMR, Aston Martin Vantage GT3**	
	Poole Mark , GBR	271,36 km/h
	Abra Richard , GBR	
	Osborne Joe , GBR	

Blancpain Endurance Series

Result List Pre Qualifying Practice

Provisional

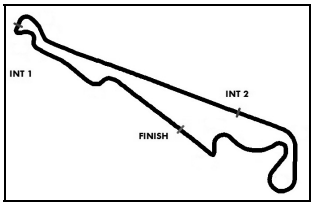

Circuit Paul Ricard Short, Length: 5791 m
Air temperature: 27.4°C
Track temperature: 37.5°C
Weather condition: Dry

Friday 27.6.2014 15:00

started : 41 **classified : 41** **not classified : 0**

	Nr.	Drivers	Team	Lap	Best Time	Gap	Diff	Kph	Day Time
	Cl.	Car	Entrant						
1	11	Broniszewski/Bonacini/**Frezza**	**Kessel Racing**	12	**1:58.158**			176,4	15:31:02
	PAM	Ferrari 458 Italia	Kessel Racing						
2	93	Dermont/**Perera**	**Pro GT by Almeras**	13	**1:58.202**	0.044	0.044	176,4	15:43:10
	PAM	Porsche 997 GT3 R	Pro GT by Almeras						
3	80	McMillen/Strauss/**Buncombe**	**Nissan GT Academy Team RJN**	24	**1:58.275**	0.117	0.073	176,3	16:23:20
	PAM	Nissan GT-R Nismo GT3	Nissan GT Academy Team RJN						
4	85	Wolf/Afanasiev/**Dusseldorp**	**HTP Motorsport**	22	**1:58.296**	0.138	0.021	176,2	16:03:48
	PRO	Mercedes SLS AMG GT3	HTP Motorsport						
5	3	Nash/Stippler/**Mies**	**Belgian Audi Club Team WRT**	21	**1:58.422**	0.264	0.126	176,0	15:56:40
	PRO	Audi R8 LMS Ultra	Belgian Audi Club Team WRT						
6	12	Hassid/**Catsburg**	**TDS Racing**	8	**1:58.455**	0.297	0.033	176,0	16:01:02
	PAM	BMW Z4	Thiriet by TDS Racing						
7	19	Haupt/Al Faisal/**Simonsen**	**Black Falcon**	8	**1:58.478**	0.320	0.023	176,0	15:22:51
	PRO	Mercedes SLS AMG GT3	Black Falcon						
8	79	Smith/McCaig/**Bryant**	**Ecurie Ecosse**	8	**1:58.503**	0.345	0.025	175,9	15:23:31
	PAM	BMW Z4	Alasdair McCaig						
9	84	Primat/Verdonck/**Buhk**	**HTP Motorsport**	24	**1:58.588**	0.430	0.085	175,8	16:06:26
	PRO	Mercedes SLS AMG GT3	HTP Motorsport						
10	10	Clement/Lariche/**Armindo**	**TDS Racing**	15	**1:58.649**	0.491	0.061	175,7	15:41:50
	PAM	BMW Z4	Thiriet by TDS Racing						
11	38	Poole/Abra/**Osborne**	**MP Motorsport AMR**	13	**1:58.744**	0.586	0.095	175,6	15:39:08
	PAM	Aston Martin Vantage GT3	Aston Martin Racing						
12	17	Andersen/**Jensen**	**Insightracing with Flex-Box**	5	**1:58.815**	0.657	0.071	175,5	15:16:22
	PAM	Ferrari 458 Italia	Insightracing dk						
13	98	Demoustier/Lapierre/**Parente**	**ART Grand Prix**	4	**1:58.883**	0.725	0.068	175,4	15:14:45
	PRO	McLaren MP4-12C	ART Grand Prix						
14	7	Smith/Meyrick/**Kane**	**M-Sport Bentley**	19	**1:58.979**	0.821	0.096	175,2	16:22:04
	PRO	Bentley Continental GT3	M-Sport Bentley						
15	35	Aksenov/Faisca/**Chiyo**	**Nissan GT Academy Team RJN**	2	**1:58.989**	0.831	0.010	175,2	15:10:36
	PAM	Nissan GT-R Nismo GT3	Nissan GT Academy Team RJN						
16	8	**D Ambrosio**/Tappy/Leclerc	**M-Sport Bentley**	27	**1:59.051**	0.893	0.062	175,1	16:13:01
	PRO	Bentley Continental GT3	M-Sport Bentley						
17	99	Korjus/Soucek/**Estre**	**ART Grand Prix**	4	**1:59.066**	0.908	0.015	175,1	15:15:50
	PRO	McLaren MP4-12C	ART Grand Prix						
18	90	Rizzoli/Gai/**Castellacci**	**Scuderia Villorba Corse**	20	**1:59.120**	0.962	0.054	175,0	15:59:18
	PAM	Ferrari 458 Italia	Scuderia Vilorba Corse SRL						
19	50	Danyliw/**Knap**/Sonvico	**AF Corse**	9	**1:59.146**	0.988	0.026	175,0	15:28:37
	PAM	Ferrari 458 Italia	AF Corse						
20	44	Al Harthy/**Jelley**/Caine	**Oman Racing Team**	6	**1:59.176**	1.018	0.030	174,9	15:20:14
	PRO	Aston Martin Vantage GT3	Oman Racing Team						
21	43	Comandini/Amos/**Colombo**	**ROAL Motorsport**	8	**1:59.218**	1.060	0.042	174,9	15:30:30
	PAM	BMW Z4	ROAL Motorsport						
22	70	**Martins**/Trouillet/Berville	**Graff Racing**	6	**1:59.232**	1.074	0.014	174,8	15:19:42
	PAM	Porsche 997 GT3 R	Eric Trouillet						
23	333	Solikhov/Kogay/**Seefried**	**GT Corse by Rinaldi**	6	**1:59.265**	1.107	0.033	174,8	15:17:33
	PAM	Ferrari 458 Italia	GT Corse by Rinaldi						
24	1	Ramos/Basseng/**Vanthoor**	**Belgian Audi Club Team WRT**	3	**1:59.300**	1.142	0.035	174,7	15:12:42
	PRO	Audi R8 LMS Ultra	Belgian Audi Club Team WRT						
25	55	Zheng/Cheng/**Couto**	**Brothers Racing Team**	17	**1:59.527**	1.369	0.227	174,4	15:46:35
	PRO	Audi R8 LMS Ultra	Brothers Racing Team						

Blancpain Endurance Series

Result List Pre Qualifying Practice

Provisional

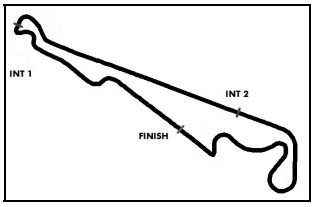

Circuit Paul Ricard Short, Length: 5791 m
Air temperature: 27.4°C
Track temperature: 37.5°C
Weather condition: Dry

Friday 27.6.2014 15:00

started : 41 **classified : 41** **not classified : 0**

	Nr. / Cl.	Drivers / Car	Team / Entrant	Lap	Best Time	Gap	Diff	Kph	Day Time
26	42	Vannelet/Albert/**Lemeret**	**Sport Garage**	13	**1:59.626**	1.468	0.099	174,3	15:40:05
	PAM	Ferrari 458 Italia	Gilles Vannelet						
27	26	Ortelli/**Sandstroem**/Guilvert	**Sainteloc Racing**	14	**1:59.769**	1.611	0.143	174,1	15:41:03
	PRO	Audi R8 LMS Ultra	Sainteloc Junior Team						
28	51	Barreiros/Mann/**Guedes**	**AF Corse**	8	**1:59.823**	1.665	0.054	174,0	15:23:47
	GTR	Ferrari 458 Italia	AF Corse						
29	16	Demirdjan/**van der Drift**/Sarkissian	**Boutsen Ginion**	10	**1:59.895**	1.737	0.072	173,9	15:34:46
	PAM	McLaren MP4-12C	Boutsen Ginion Racing						
30	15	Ojjeh/Grotz/**Vervisch**	**Boutsen Ginion**	12	**2:00.084**	1.926	0.189	173,6	15:40:28
	PAM	McLaren MP4-12C	Boutsen Ginion Racing						
31	350	Duqueine/**Gorini**/Lanchere	**Duqueine Engineering**	21	**2:00.604**	2.446	0.520	172,9	16:03:32
	GTR	Ferrari 458 Italia	Duqueine Engineering						
32	458	Ehret/Mattschull/**Schmickler**	**GT Corse by Rinaldi**	15	**2:01.014**	2.856	0.410	172,3	15:39:56
	GTR	Ferrari 458 Italia	GT Corse by Rinaldi						
33	4	Weerts/Blanchemain/**Hirschi**	**Belgian Audi Club Team WRT**	7	**2:01.167**	3.009	0.153	172,1	15:21:17
	GTR	Audi R8 LMS Ultra	Belgian Audi Club Team WRT						
34	91	**Mezard/Perrodo**	**Scuderia Villorba Corse**	30	**2:01.438**	3.280	0.271	171,7	16:22:54
	GTR	Ferrari 458 Italia	Scuderia Vilorba Corse SRL						
35	22	**Loggie**/Jones/Westwood	**Team Parker Racing**	22	**2:01.459**	3.301	0.021	171,6	16:02:04
	GTR	Audi R8 LMS Ultra	Team Parker Racing LTD						
36	49	Blank/Bachelier/**Mallegol**	**AF Corse**	25	**2:01.825**	3.667	0.366	171,1	16:11:55
	GTR	Ferrari 458 Italia	AF Corse						
37	2	Teneketzian/Pourquie/**Chaix**	**Belgian Audi Club Team WRT**	15	**2:03.066**	4.908	1.241	169,4	15:41:37
	GTR	Audi R8 LMS Ultra	Belgian Audi Club Team WRT						
38	25	Gosselin/Lagniez/**Sourd**	**Sainteloc Racing**	25	**2:03.306**	5.148	0.240	169,1	16:21:36
	GTR	Audi R8 LMS Ultra	Sainteloc Junior Team						
39	18	**Loboda**/Loboda/Lunkin	**Black Falcon**	13	**2:03.451**	5.293	0.145	168,9	15:52:35
	PAM	Mercedes SLS AMG GT3	Black Falcon						
40	41	Debs/Cabannes/**Delhez**	**Sport Garage**	15	**2:03.606**	5.448	0.155	168,7	15:40:42
	GTR	Ferrari 458 Italia	Romain Brandela						
	14	Frey/Gardel/Barth	**Emil Frey Racing**	0					
	PAM	Emil Frey G3 Jaguar	Emil Frey Racing						

Subject to final scrutineering!

Publications Time: Clerk of the course: Time Keeping:

Blancpain Endurance Series

Result List - Class Pre Qualifying Practice

Provisional

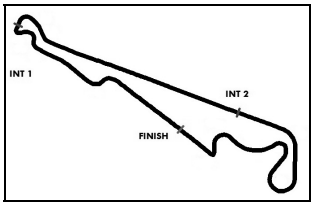

Circuit Paul Ricard Short, Length: 5791 m
Air temperature: 27.4°C
Track temperature: 37.6°C
Weather condition: Dry

Friday 27.6.2014 15:00

started : 41 **classified : 41** **not classified : 0**

CLASS: Gentlemen Trophy

Started: 10 **Classified: 10** **Not Classified: 0**

	Nr.	Drivers / Car	Team / Competitor	Lap	Best Time	Gap	Diff	Kph	Day Time
1	51	Barreiros/Mann/**Guedes** Ferrari 458 Italia	**AF Corse** AF Corse	8	**1:59.823**			174,0	15:23:47
2	350	Duqueine/**Gorini**/Lanchere Ferrari 458 Italia	**Duqueine Engineering** Duqueine Engineering	21	**2:00.604**	0.781	0.781	172,9	16:03:32
3	458	Ehret/Mattschull/**Schmickler** Ferrari 458 Italia	**GT Corse by Rinaldi** GT Corse by Rinaldi	15	**2:01.014**	1.191	0.410	172,3	15:39:56
4	4	Weerts/Blanchemain/**Hirschi** Audi R8 LMS Ultra	**Belgian Audi Club Team WRT** Belgian Audi Club Team WRT	7	**2:01.167**	1.344	0.153	172,1	15:21:17
5	91	**Mezard/Perrodo** Ferrari 458 Italia	**Scuderia Villorba Corse** Scuderia Vilorba Corse SRL	30	**2:01.438**	1.615	0.271	171,7	16:22:54
6	22	**Loggie**/Jones/Westwood Audi R8 LMS Ultra	**Team Parker Racing** Team Parker Racing LTD	22	**2:01.459**	1.636	0.021	171,6	16:02:04
7	49	Blank/Bachelier/**Mallegol** Ferrari 458 Italia	**AF Corse** AF Corse	25	**2:01.825**	2.002	0.366	171,1	16:11:55
8	2	Teneketzian/Pourquie/**Chaix** Audi R8 LMS Ultra	**Belgian Audi Club Team WRT** Belgian Audi Club Team WRT	15	**2:03.066**	3.243	1.241	169,4	15:41:37
9	25	Gosselin/Lagniez/**Sourd** Audi R8 LMS Ultra	**Sainteloc Racing** Sainteloc Junior Team	25	**2:03.306**	3.483	0.240	169,1	16:21:36
10	41	Debs/Cabannes/**Delhez** Ferrari 458 Italia	**Sport Garage** Romain Brandela	15	**2:03.606**	3.783	0.300	168,7	15:40:42

CLASS: PRO-AM CUP

Started: 19 **Classified: 19** **Not Classified: 0**

	Nr.	Drivers / Car	Team / Competitor	Lap	Best Time	Gap	Diff	Kph	Day Time
1	11	Broniszewski/Bonacini/**Frezza** Ferrari 458 Italia	**Kessel Racing** Kessel Racing	12	**1:58.158**			176,4	15:31:02
2	93	Dermont/**Perera** Porsche 997 GT3 R	**Pro GT by Almeras** Pro GT by Almeras	13	**1:58.202**	0.044	0.044	176,4	15:43:10
3	80	McMillen/Strauss/**Buncombe** Nissan GT-R Nismo GT3	**Nissan GT Academy Team RJN** Nissan GT Academy Team RJN	24	**1:58.275**	0.117	0.073	176,3	16:23:20
4	12	Hassid/**Catsburg** BMW Z4	**TDS Racing** Thiriet by TDS Racing	8	**1:58.455**	0.297	0.180	176,0	16:01:02
5	79	Smith/McCaig/**Bryant** BMW Z4	**Ecurie Ecosse** Alasdair McCaig	8	**1:58.503**	0.345	0.048	175,9	15:23:31
6	10	Clement/Lariche/**Armindo** BMW Z4	**TDS Racing** Thiriet by TDS Racing	15	**1:58.649**	0.491	0.146	175,7	15:41:50
7	38	Poole/Abra/**Osborne** Aston Martin Vantage GT3	**MP Motorsport AMR** Aston Martin Racing	13	**1:58.744**	0.586	0.095	175,6	15:39:08
8	17	Andersen/**Jensen** Ferrari 458 Italia	**Insightracing with Flex-Box** Insightracing dk	5	**1:58.815**	0.657	0.071	175,5	15:16:22
9	35	Aksenov/Faisca/**Chiyo** Nissan GT-R Nismo GT3	**Nissan GT Academy Team RJN** Nissan GT Academy Team RJN	2	**1:58.989**	0.831	0.174	175,2	15:10:36
10	90	Rizzoli/Gai/**Castellacci** Ferrari 458 Italia	**Scuderia Villorba Corse** Scuderia Vilorba Corse SRL	20	**1:59.120**	0.962	0.131	175,0	15:59:18
11	50	Danyliw/**Knap**/Sonvico Ferrari 458 Italia	**AF Corse** AF Corse	9	**1:59.146**	0.988	0.026	175,0	15:28:37
12	43	Comandini/Amos/**Colombo** BMW Z4	**ROAL Motorsport** ROAL Motorsport	8	**1:59.218**	1.060	0.072	174,9	15:30:30
13	70	**Martins**/Trouillet/Berville Porsche 997 GT3 R	**Graff Racing** Eric Trouillet	6	**1:59.232**	1.074	0.014	174,8	15:19:42

Blancpain Endurance Series

Result List - Class Pre Qualifying Practice

Provisional

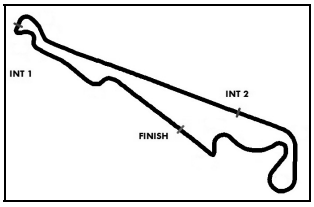

Circuit Paul Ricard Short, Length: 5791 m
Air temperature: 27.4°C
Track temperature: 37.6°C
Weather condition: Dry

Friday 27.6.2014 15:00

started : 41 classified : 41 not classified : 0

	Nr.	Drivers / Car	Team / Competitor	Lap	Best Time	Gap	Diff	Kph	Day Time
14	333	Solikhov/Kogay/**Seefried** Ferrari 458 Italia	**GT Corse by Rinaldi** GT Corse by Rinaldi	6	**1:59.265**	1.107	0.033	174,8	15:17:33
15	42	Vannelet/Albert/**Lemeret** Ferrari 458 Italia	**Sport Garage** Gilles Vannelet	13	**1:59.626**	1.468	0.361	174,3	15:40:05
16	16	Demirdjan/**van der Drift**/Sarkissian McLaren MP4-12C	**Boutsen Ginion** Boutsen Ginion Racing	10	**1:59.895**	1.737	0.269	173,9	15:34:46
17	15	Ojjeh/Grotz/**Vervisch** McLaren MP4-12C	**Boutsen Ginion** Boutsen Ginion Racing	12	**2:00.084**	1.926	0.189	173,6	15:40:28
18	18	**Loboda**/Loboda/Lunkin Mercedes SLS AMG GT3	**Black Falcon** Black Falcon	13	**2:03.451**	5.293	3.367	168,9	15:52:35
	14	Frey/Gardel/Barth Emil Frey G3 Jaguar	**Emil Frey Racing** Emil Frey Racing	0					

CLASS: PRO CUP

Started: 12 Classified: 12 Not Classified: 0

1	85	Wolf/Afanasiev/**Dusseldorp** Mercedes SLS AMG GT3	**HTP Motorsport** HTP Motorsport	22	**1:58.296**			176,2	16:03:48
2	3	Nash/Stippler/**Mies** Audi R8 LMS Ultra	**Belgian Audi Club Team WRT** Belgian Audi Club Team WRT	21	**1:58.422**	0.126	0.126	176,0	15:56:40
3	19	Haupt/Al Faisal/**Simonsen** Mercedes SLS AMG GT3	**Black Falcon** Black Falcon	8	**1:58.478**	0.182	0.056	176,0	15:22:51
4	84	Primat/Verdonck/**Buhk** Mercedes SLS AMG GT3	**HTP Motorsport** HTP Motorsport	24	**1:58.588**	0.292	0.110	175,8	16:06:26
5	98	Demoustier/Lapierre/**Parente** McLaren MP4-12C	**ART Grand Prix** ART Grand Prix	4	**1:58.883**	0.587	0.295	175,4	15:14:45
6	7	Smith/Meyrick/**Kane** Bentley Continental GT3	**M-Sport Bentley** M-Sport Bentley	19	**1:58.979**	0.683	0.096	175,2	16:22:04
7	8	**D Ambrosio**/Tappy/Leclerc Bentley Continental GT3	**M-Sport Bentley** M-Sport Bentley	27	**1:59.051**	0.755	0.072	175,1	16:13:01
8	99	Korjus/Soucek/**Estre** McLaren MP4-12C	**ART Grand Prix** ART Grand Prix	4	**1:59.066**	0.770	0.015	175,1	15:15:50
9	44	Al Harthy/**Jelley**/Caine Aston Martin Vantage GT3	**Oman Racing Team** Oman Racing Team	6	**1:59.176**	0.880	0.110	174,9	15:20:14
10	1	Ramos/Basseng/**Vanthoor** Audi R8 LMS Ultra	**Belgian Audi Club Team WRT** Belgian Audi Club Team WRT	3	**1:59.300**	1.004	0.124	174,7	15:12:42
11	55	Zheng/Cheng/**Couto** Audi R8 LMS Ultra	**Brothers Racing Team** Brothers Racing Team	17	**1:59.527**	1.231	0.227	174,4	15:46:35
12	26	Ortelli/**Sandstroem**/Guilvert Audi R8 LMS Ultra	**Sainteloc Racing** Sainteloc Junior Team	14	**1:59.769**	1.473	0.242	174,1	15:41:03

Subject to final scrutineering!

Publications Time: Clerk of the course: Time Keeping:

Blancpain Endurance Series

Lap analysis Pre Qualifying Practice

Provisional

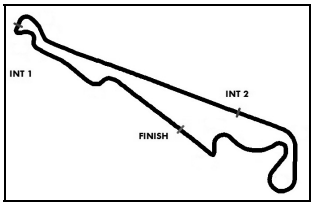

Circuit Paul Ricard Short, Length: 5791 m
Air temperature: 27.4°C
Track temperature: 37.5°C
Weather condition: Dry

Friday 27.6.2014 15:00

Lap analysis: Pre Qualifying Practice

1 Ramos, BRA/ Basseng, DEU/ Vanthoor, BEL , **theoretical besttime: 1:59.186**

Lap	Time	SE1	SP1	SE2	SP2	SE3	SP3	TSP	Lap	Time	SE1	SP1	SE2	SP2	SE3	SP3	TSP
1	3:43.706	2:12.657	91	32.393	269	58.656	188	269	15	6:51.987	5:22.881	89	33.618	264	55.488	190	264
2	1:59.573	36.078	99	30.662	269	***52.833***	191	269	16	2:02.379	36.759	98	31.606	267	54.014	190	267
3	***1:59.300***	***35.819***	98	30.613	271	52.868	190	271	17	2:01.201	36.348	98	31.050	268	53.803	190	268
4	1:59.448	35.891	100	***30.534***	***273***	53.023	191	***273***	18	2:01.361	36.423	98	30.974	268	53.964	191	268
5	2:10.101	35.883	99	30.553	271	1:03.665		271	19	2:00.843	36.189	99	30.929	268	53.725	192	268
6	7:36.909	6:09.883	93	31.866	265	55.160	189	265	20	2:12.756	37.342	98	31.153	268	1:04.261		268
7	2:01.751	36.538	99	31.198	267	54.015	189	267	21	10:15.459	8:49.725	89	31.652	265	54.082	188	265
8	2:00.869	36.307	98	30.781	271	53.781	189	271	22	2:02.117	36.859	97	31.194	267	54.064	190	267
9	2:08.213	37.767	98	31.138	269	59.308	189	269	23	2:10.793	36.468	97	31.039	267	1:03.286		267
10	2:11.741	36.380	100	31.080	269	1:04.281		269	24	6:25.148	4:42.297	99	31.368	267	1:11.483		267
11	6:52.235	5:22.927	34	33.885	217	55.423	188	217	25	8:14.578	6:44.420	92	31.497	265	58.661	190	265
12	2:00.977	36.473	***101***	30.934	267	53.570	190	267	26	2:00.586	36.275	101	31.004	267	53.307	***193***	267
13	2:00.751	36.239	99	30.855	267	53.657	190	267	27	2:00.674	36.068	96	31.024	267	53.582	191	267
14	2:12.288	37.013	98	30.793	271	1:04.482		271	28		36.484	98	31.510	278			278

2 Teneketzian, FRA/ Pourquie, FRA/ Chaix, FRA , **theoretical besttime: 2:02.964**

Lap	Time	SE1	SP1	SE2	SP2	SE3	SP3	TSP	Lap	Time	SE1	SP1	SE2	SP2	SE3	SP3	TSP
1	3:06.651	1:32.287	83	33.290	269	1:01.074	188	269	17	2:08.269	37.999	93	31.297	272	58.973	191	272
2	2:07.491	38.866	***99***	31.571	***275***	57.054	185	***275***	18	2:20.310	37.102	97	31.427	273	1:11.781		273
3	2:07.233	38.847	***99***	31.640	271	56.746	188	271	19	4:34.032	3:03.935	94	31.923	270	58.174	190	270
4	2:07.760	38.037	95	31.494	272	58.229	189	272	20	2:12.187	40.209	89	33.949	255	58.029	190	255
5	2:07.788	38.935	93	31.557	272	57.296	189	272	21	2:05.948	38.278	95	31.554	270	56.116	191	270
6	2:06.038	38.109	93	31.361	271	56.568	190	271	22	2:04.848	37.780	97	31.391	271	55.677	190	271
7	3:12.358	39.934	93	1:32.712	264	59.712	187	264	23	2:05.655	37.555	92	31.436	270	56.664	191	270
8	2:08.006	38.550	92	32.030	266	57.426	188	266	24	2:04.577	37.461	97	31.300	271	55.816	191	271
9	2:09.798	38.819	89	32.879	259	58.100	189	259	25	2:07.511	38.022	97	31.249	271	58.240	190	271
10	2:28.580	40.785	82	32.844	271	1:14.951		271	26	2:16.089	37.690	98	31.389	271	1:07.010		271
11	4:40.169	3:11.254	96	31.831	269	57.084	189	269	27	8:28.298	6:43.863	77	36.827	211	1:07.608	168	211
12	2:05.469	37.670	94	32.041	269	55.758	***192***	269	28	2:25.351	47.211	73	35.746	263	1:02.394	169	263
13	2:04.013	37.343	97	30.974	270	55.696	192	270	29	2:20.078	43.433	86	34.841	265	1:01.804	188	265
14	2:03.110	36.864	98	***30.972***	271	55.274	189	271	30	2:09.963	38.672	98	31.732	267	59.559	189	267
15	***2:03.066***	36.946	96	30.986	270	***55.134***	190	270	31	3:05.916	45.133	80	42.260	200	1:38.523		200
16	2:05.927	***36.858***	97	31.619	269	57.450	189	269									

3 Nash, GBR/ Stippler, DEU/ Mies, DEU , **theoretical besttime: 1:58.422**

Lap	Time	SE1	SP1	SE2	SP2	SE3	SP3	TSP	Lap	Time	SE1	SP1	SE2	SP2	SE3	SP3	TSP
1	3:55.539	2:28.721	92	31.826	267	54.992	189	267	19	2:00.126	36.158	101	30.562	273	53.406	193	273
2	2:00.062	36.372	101	30.661	272	53.029	191	272	20	1:59.437	35.703	98	30.452	276	53.282	193	276
3	2:00.085	36.298	97	30.506	275	53.281	191	275	21	***1:58.422***	***35.614***	100	***30.142***	***276***	***52.666***	***194***	***276***
4	2:00.835	36.154	101	30.940	273	53.741	192	273	22	2:15.465	37.450	87	32.726	267	1:05.289		267
5	2:06.179	36.640	99	30.577	273	58.962	189	273	23	4:09.127	2:38.557	95	32.959	209	57.611	192	209
6	2:00.510	36.356	100	30.548	273	53.606	192	273	24	2:01.643	36.869	100	30.764	271	54.010	193	271
7	2:14.671	36.277	101	31.674	264	1:06.720		264	25	2:04.113	37.638	97	31.118	271	55.357	190	271
8	5:00.720	3:32.803	89	31.697	269	56.220	189	269	26	2:02.423	36.378	99	30.794	271	55.251	193	271
9	2:01.890	36.583	98	30.673	273	54.634	192	273	27	2:08.941	37.633	97	31.756	249	59.552	191	249
10	2:03.476	36.103	99	30.670	273	56.703	173	273	28	2:03.672	36.886	101	30.660	273	56.126	190	273
11	2:03.716	37.925	96	31.076	270	54.715	191	270	29	2:01.012	36.164	101	30.789	273	54.059	192	273
12	2:13.272	36.267	98	30.785	271	1:06.220		271	30	2:15.180	36.462	***101***	30.648	271	1:08.070		271
13	4:40.476	3:14.959	97	30.988	271	54.529	189	271	31	4:29.421	3:02.422	99	31.231	271	55.768	192	271
14	2:01.737	36.452	99	30.780	273	54.505	190	273	32	2:28.293	36.663	99	31.163	257	1:20.467		257
15	2:11.773	36.628	96	30.775	273	1:04.370		273	33	6:37.510	5:07.980	99	31.221	267	58.309	190	267
16	2:53.281	1:27.965	94	31.157	267	54.159	192	267	34	2:05.361	36.851	98	30.907	271	57.603	191	271
17	2:00.811	36.188	99	31.857	265	52.766	193	265	35	2:00.790	36.569	100	30.755	271	53.466	191	271
18	2:14.014	37.276	89	31.572	271	1:05.166	190	271	36		36.313	99	30.846	271			271

Blancpain Endurance Series

Lap analysis Pre Qualifying Practice

Provisional

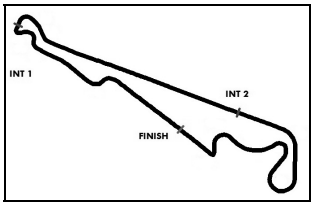

Circuit Paul Ricard Short, Length: 5791 m
Air temperature: 27.4°C
Track temperature: 37.5°C
Weather condition: Dry

Friday 27.6.2014 15:00

Lap analysis: Pre Qualifying Practice

4 Weerts, BEL/ Blanchemain, FRA/ Hirschi, CHE , **theoretical besttime: 2:00.857**

Lap	Time	SE1	SP1	SE2	SP2	SE3	SP3	TSP	Lap	Time	SE1	SP1	SE2	SP2	SE3	SP3	TSP
1	4:05.462	2:35.734	93	32.860	269	56.868	190	269	17	4:26.864	2:52.993	83	35.680	269	58.191	191	269
2	2:03.285	36.931	97	30.713	273	55.641	192	273	18	2:07.679	38.488	97	31.634	269	57.557	191	269
3	2:02.402	37.070	100	30.650	274	54.682	193	274	19	2:06.785	39.608	96	31.157	272	56.020	191	272
4	2:01.462	36.735	102	***30.324***	274	54.403	192	274	20	2:04.968	37.779	97	31.459	272	55.730	193	272
5	2:02.403	36.559	***104***	30.933	277	54.911	191	277	21	2:04.283	37.330	95	31.305	272	55.648	192	272
6	2:01.827	36.772	98	30.390	***280***	54.665	193	***280***	22	2:05.023	38.035	98	31.010	272	55.978	192	272
7	***2:01.167***	***36.481***	103	30.634	274	***54.052***	***196***	274	23	2:04.127	37.833	95	30.986	271	55.308	194	271
8	2:13.782	37.371	102	30.967	274	1:05.444		274	24	2:16.230	37.311	96	30.840	273	1:08.079		273
9	4:49.363	3:20.658	96	31.226	271	57.479	191	271	25	4:52.724	3:24.513	92	31.234	272	56.977	193	272
10	2:04.927	38.376	99	30.903	274	55.648	191	274	26	2:04.679	37.346	101	30.836	278	56.497	191	278
11	2:05.940	38.132	99	30.722	274	57.086	193	274	27	2:03.281	36.837	99	30.730	275	55.714	194	275
12	2:05.861	39.576	97	31.047	277	55.238	192	277	28	2:20.280	37.593	99	30.880	275	1:11.807		275
13	2:03.555	37.165	97	30.813	273	55.577	194	273	29	5:06.558	3:38.611	97	31.634	272	56.313	192	272
14	2:04.026	37.199	98	30.528	275	56.299	194	275	30	2:04.450	38.118	100	30.849	274	55.483	192	274
15	2:04.455	37.814	94	30.873	272	55.768	193	272	31		42.592	45					
16	2:16.911	37.927	100	30.690	271	1:08.294		271									

7 Smith, GBR/ Meyrick, GBR/ Kane, GBR , **theoretical besttime: 1:58.416**

1	3:34.415	2:06.189	96	31.723	266	56.503	189	266	13	2:00.749	36.340	96	30.524	269	53.885	193	269
2	2:02.541	36.911	95	31.079	272	54.551	189	272	14	2:00.404	36.163	94	30.564	270	53.677	193	270
3	2:02.192	37.174	97	30.983	270	54.035	190	270	15	2:13.820	36.027	96	30.558	271	1:07.235		271
4	2:14.590	37.127	95	30.750	269	1:06.713		269	16	20:55.045	19:29.809	70	32.080	265	53.156	193	265
5	4:47.387	3:21.738	95	31.224	267	54.425	190	267	17	1:59.732	36.812	96	***30.508***	270	***52.412***	194	270
6	2:14.702	36.359	95	30.815	269	1:07.528		269	18	1:59.209	35.916	97	30.619	271	52.674	***194***	271
7	7:14.298	5:45.499	97	34.555	264	54.244	191	264	19	***1:58.979***	***35.496***	***102***	30.529	270	52.954	156	270
8	2:01.700	36.507	96	30.822	269	54.371	191	269	20	2:31.733	37.863	93	31.462	255	1:22.408		255
9	2:15.722	37.258	91	31.512	255	1:06.952		255	21	7:53.534	6:27.728	97	30.955	267	54.851	193	267
10	11:21.507	9:54.501	89	32.293	265	54.713	192	265	22	2:00.111	36.135	98	30.667	269	53.309	194	269
11	2:00.717	36.062	94	30.671	269	53.984	193	269	23	2:20.937	35.976	98	30.579	269	1:14.382		269
12	2:06.922	36.313	95	30.511	***273***	1:00.098	193	***273***									

8 D Ambrosio, BEL/ Tappy, GBR/ Leclerc, FRA , **theoretical besttime: 1:58.554**

1	2:21.163	53.077	97	31.458	263	56.628	193	263	18	2:01.685	36.398	98	30.482	272	54.805	194	272
2	1:59.314	36.113	102	30.301	273	52.900	193	273	19	2:01.618	36.225	95	30.595	273	54.798	193	273
3	1:59.369	35.924	102	30.143	274	53.302	191	274	20	2:00.865	36.793	95	30.670	271	53.402	193	271
4	2:09.465	36.072	98	30.392	273	1:03.001		273	21	2:00.645	36.146	92	30.446	272	54.053	194	272
5	5:38.915	4:12.171	91	30.840	271	55.904	194	271	22	2:00.443	35.976	96	30.484	273	53.983	194	273
6	2:01.877	36.532	96	30.446	272	54.899	194	272	23	2:10.396	36.275	94	30.695	270	1:03.426		270
7	1:59.481	36.292	95	30.169	272	53.020	194	272	24	6:04.299	4:36.971	99	31.680	268	55.648	194	268
8	1:59.561	36.142	94	***30.117***	***275***	53.302	194	***275***	25	1:59.795	36.083	***102***	30.432	270	53.280	194	270
9	2:06.229	36.134	95	30.256	273	59.839	195	273	26	1:59.184	36.006	99	30.234	272	52.944	194	272
10	1:59.601	36.264	96	30.291	272	53.046	194	272	27	***1:59.051***	***35.616***	99	30.303	272	53.132	194	272
11	1:59.474	35.944	98	30.305	273	53.225	193	273	28	2:09.431	35.860	100	30.342	272	1:03.229		272
12	1:59.263	36.163	96	30.279	***275***	***52.821***	195	***275***	29	7:54.546	6:27.986	94	31.403	267	55.157	193	267
13	2:03.709	37.650	92	31.031	271	55.028	***196***	271	30	2:43.533	37.793	94	34.548	187	1:31.192		187
14	1:59.145	35.980	94	30.168	273	52.997	194	273	31	5:17.937	3:52.945	96	30.976	267	54.016	193	267
15	2:10.293	35.925	95	30.192	***275***	1:04.176		***275***	32	2:00.414	36.069	94	30.748	270	53.597	193	270
16	7:16.009	5:48.733	98	30.738	270	56.538	194	270	33	2:00.601	36.032	93	30.764	271	53.805	192	271
17	2:00.416	36.119	93	30.592	273	53.705	194	273	34	2:11.659	36.191	98	30.854	271	1:04.614		271

10 Clement, FRA/ Lariche, FRA/ Armindo, FRA , **theoretical besttime: 1:58.649**

1	3:04.820								11	2:00.927	36.410	94	30.456	273	54.061	194	273
2	2:24.794	57.888	96	31.587	269	55.319	190	269	12	4:40.522	36.622	96	30.805	271	3:33.095		271
3	2:02.911	37.094	95	31.065	272	54.752	190	272	13	2:25.839	58.588	94	32.458	269	54.793	192	269
4	2:05.117	36.921	91	30.963	273	57.233	192	273	14	1:59.200	35.896	97	30.330	***274***	52.974	194	***274***
5	2:02.943	37.161	95	31.110	273	54.672	191	273	15	***1:58.649***	***35.503***	***99***	***30.292***	273	***52.854***	193	273
6	2:02.686	36.795	97	30.603	***274***	55.288	191	***274***	16	47:43.659							
7	2:03.642	38.462	97	30.830	271	54.350	191	271	17	2:28.347	58.910	92	32.061	267	57.376	192	267

Blancpain Endurance Series

Lap analysis Pre Qualifying Practice

Provisional

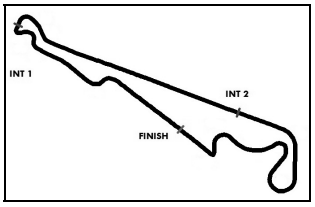

Circuit Paul Ricard Short, Length: 5791 m
Air temperature: 27.4°C
Track temperature: 37.5°C
Weather condition: Dry

Friday 27.6.2014 15:00

Lap analysis: Pre Qualifying Practice

Lap	Time	SE1	SP1	SE2	SP2	SE3	SP3	TSP	Lap	Time	SE1	SP1	SE2	SP2	SE3	SP3	TSP
8	2:01.959	36.838	97	30.706	272	54.415	192	272	18	2:03.298	36.181	98	30.813	273	56.304	***194***	273
9	3:35.755	37.388	96	30.566	273	2:27.801		273	19	2:01.747	36.200	99	30.521	***274***	55.026	192	***274***
10	2:21.074	56.181	96	30.590	273	54.303	193	273	20		36.215	99	31.568	213			213

11 Broniszewski, POL/ Bonacini, ITA/ Frezza, ITA , **theoretical besttime: 1:57.999**

1	2:23.705	56.603	98	31.214	281	55.888	195	281	20	1:59.121	35.688	99	30.053	279	53.380	195	279
2	2:01.539	36.922	***103***	30.298	281	54.319	194	281	21	2:14.789	39.134	94	30.750	280	1:04.905		280
3	1:59.950	36.140	103	30.091	280	53.719	196	280	22	3:53.749	2:28.908	94	30.397	280	54.444	191	280
4	2:00.033	36.080	103	30.099	280	53.854	197	280	23	2:05.438	39.823	83	31.307	280	54.308	192	280
5	2:07.371	36.294	102	30.489	238	1:00.588	196	238	24	2:00.445	36.214	98	30.410	280	53.821	194	280
6	1:59.932	36.339	101	29.970	279	53.623	196	279	25	2:14.434	37.032	95	30.185	279	1:07.217		279
7	2:00.235	36.224	102	30.220	280	53.791	196	280	26	3:20.691	1:54.820	95	30.783	279	55.088	193	279
8	2:13.287	36.266	99	30.452	279	1:06.569		279	27	2:02.351	36.883	98	30.495	281	54.973	193	281
9	3:14.054	1:48.765	100	30.380	279	54.909	196	279	28	2:01.881	36.826	99	30.463	***281***	54.592	194	***281***
10	1:58.487	35.823	103	***29.763***	280	52.901	197	280	29	2:02.028	36.702	96	30.603	***281***	54.723	194	***281***
11	2:05.553	35.818	103	31.562	218	58.173	***197***	218	30	2:04.924	37.688	96	31.058	281	56.178	195	281
12	***1:58.158***	35.668	103	29.899	280	***52.591***	197	280	31	2:02.221	36.789	100	30.418	280	55.014	194	280
13	2:09.934	35.816	99	30.106	279	1:04.012		279	32	2:12.439	36.835	98	30.600	281	1:05.004		281
14	4:37.371	3:08.992	90	32.339	261	56.040	195	261	33	3:46.212	2:16.187	99	30.718	281	59.307	194	281
15	2:04.852	36.520	97	30.013	280	58.319	196	280	34	2:22.861	36.642	102	30.820	278	1:15.399		278
16	2:00.505	35.913	98	29.983	280	54.609	195	280	35	7:15.067	5:47.103	99	30.576	281	57.388	195	281
17	2:00.019	35.943	96	29.925	281	54.151	196	281	36	2:00.892	36.340	102	30.403	***281***	54.149	196	***281***
18	2:01.124	36.783	97	30.531	280	53.810	194	280	37	2:00.766	36.283	101	30.433	279	54.050	196	279
19	1:59.589	***35.645***	96	30.009	280	53.935	195	280	38		40.025	95	31.657	277			277

12 Hassid, FRA/ Catsburg, NLD , , **theoretical besttime: 1:58.155**

1	35:38.468								12	2:01.360	36.272	96	30.433	***274***	54.655	195	***274***
2	2:30.626	58.720	94	31.012	269	1:00.894	194	269	13	2:00.742	36.561	97	30.354	273	53.827	196	273
3	2:00.755	36.651	99	30.425	273	53.679	194	273	14	2:01.931	36.388	98	30.523	273	55.020	***196***	273
4	1:59.940	36.120	98	30.189	273	53.631	195	273	15	2:01.471	36.208	96	30.436	273	54.827	195	273
5	1:59.914	36.036	100	30.344	273	53.534	195	273	16	2:00.036	36.134	95	30.322	***274***	53.580	196	***274***
6	7:04.611	36.097	99	30.277	273	5:58.237		273	17	10:09.733	37.987	91	32.055	272	8:59.691		272
7	2:49.465	1:02.451	85	39.296	216	1:07.718	195	216	18	2:21.213	56.094	96	30.534	273	54.585	195	273
8	***1:58.455***	35.915	100	***30.063***	273	***52.477***	195	273	19	1:59.730	35.965	97	30.425	273	53.340	196	273
9	1:58.518	***35.615***	***103***	30.079	273	52.824	195	273	20	2:00.040	36.120	96	30.310	273	53.610	195	273
10	3:27.557	40.032	91	31.531	260	2:15.994		260	21		38.284	97	30.879	257			257
11	2:21.228	56.710	97	30.803	273	53.715	194	273									

14 Frey, CHE/ Gardel, CHE/ Barth, CHE , **theoretical besttime: 1:43.016**

1	45:02.393								2		***1:03.572***	***87***	***39.444***	***200***			***200***

15 Ojjeh, SAU/ Grotz, / Vervisch, BEL , **theoretical besttime: 1:59.658**

1	4:51.443								15	2:24.772	58.077	99	30.671	274	56.024	192	274
2	2:36.303	1:04.046	56	35.849	233	56.408	193	233	16	2:04.199	37.792	100	30.961	276	55.446	193	276
3	2:02.190	36.840	99	30.385	280	54.965	192	280	17	6:28.418	37.681	99	30.947	275	5:19.790		275
4	2:02.107	37.150	98	30.393	279	54.564	193	279	18	2:22.962	56.903	***102***	30.910	275	55.149	191	275
5	4:07.560	37.002	100	30.336	281	3:00.222		281	19	2:03.185	37.405	101	30.612	276	55.168	192	276
6	2:21.509	56.136	96	30.445	277	54.928	193	277	20	2:02.725	37.513	102	30.634	276	54.578	193	276
7	2:01.488	36.680	98	***30.208***	***282***	54.600	193	***282***	21	2:04.078	37.824	99	30.813	276	55.441	193	276
8	4:10.351	36.820	98	30.495	278	3:03.036		278	22	6:13.320	37.456	100	31.086	278	5:04.778		278
9	2:20.871	55.431	101	30.685	277	54.755	192	277	23	2:35.310	58.608	98	31.551	272	1:05.151	188	272
10	4:21.904	36.848	97	30.513	281	3:14.543		281	24	12:25.109	40.199	95	32.132	258	11:12.778		258
11	2:33.258	1:04.875	76	31.280	275	57.103	193	275	25	2:28.712	59.983	99	31.629	271	57.100	191	271
12	***2:00.084***	36.169	100	30.546	278	***53.369***	193	278	26	2:05.677	38.348	90	31.499	275	55.830	190	275
13	2:01.470	***36.081***	98	30.307	278	55.082	***194***	278	27	2:04.449	37.429	98	31.091	275	55.929	190	275
14	6:12.278	36.148	99	30.420	277	5:05.710		277	28		37.863	95	31.023	276			276

Blancpain Endurance Series

Lap analysis Pre Qualifying Practice

Provisional

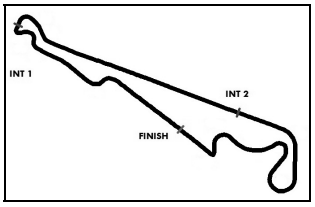

Circuit Paul Ricard Short, Length: 5791 m
Air temperature: 27.4°C
Track temperature: 37.5°C
Weather condition: Dry

Friday 27.6.2014 15:00

Lap analysis: Pre Qualifying Practice

16 Demirdjan, LIB/ van der Drift, NZL/ Sarkissian, LIB , **theoretical besttime: 1:59.632**

Lap	Time	SE1	SP1	SE2	SP2	SE3	SP3	TSP	Lap	Time	SE1	SP1	SE2	SP2	SE3	SP3	TSP
1	3:05.202	1:31.405	84	33.764	269	1:00.033	192	269	18	2:05.330	38.724	101	30.672	***279***	55.934	194	***279***
2	2:07.203	39.731	96	31.886	273	55.586	194	273	19	2:04.100	37.300	100	31.001	269	55.799	193	269
3	2:02.702	36.607	100	31.507	275	54.588	194	275	20	2:03.793	37.390	99	30.787	278	55.616	194	278
4	2:01.451	36.691	101	30.615	277	54.145	195	277	21	2:04.915	38.234	100	31.217	275	55.464	193	275
5	2:01.161	36.611	101	***30.393***	***279***	54.157	194	***279***	22	5:48.380	37.217	98	30.955	277	4:40.208		277
6	9:32.983	38.719	92	31.778	276	8:22.486		276	23	2:32.063	59.224	92	34.191	245	58.648	193	245
7	2:49.348	1:10.414	77	35.794	231	1:03.140	192	231	24	2:06.179	38.575	99	31.343	274	56.261	193	274
8	2:06.107	39.345	98	31.697	271	55.065	194	271	25	2:07.218	38.647	76	31.592	275	56.979	192	275
9	2:00.161	36.316	101	30.513	277	***53.332***	195	277	26	2:05.432	37.941	100	31.618	274	55.873	193	274
10	***1:59.895***	***35.907***	***103***	30.453	275	53.535	***195***	275	27	2:05.805	38.313	89	31.391	274	56.101	192	274
11	5:01.471	38.355	96	30.785	276	3:52.331		276	28	2:05.365	37.934	94	31.268	275	56.163	195	275
12	2:29.435	57.952	98	30.999	255	1:00.484	192	255	29	2:06.226	38.500	79	31.491	275	56.235	193	275
13	2:03.792	37.262	101	31.009	275	55.521	194	275	30	7:39.553	37.571	95	31.504	273	6:30.478		273
14	2:03.245	37.406	100	30.454	278	55.385	194	278	31	2:27.596	59.510	73	32.032	276	56.054	194	276
15	2:03.302	37.217	102	30.789	***279***	55.296	194	***279***	32	2:06.630	38.035	96	32.697	274	55.898	195	274
16	2:03.646	37.442	98	30.864	276	55.340	194	276	33	2:04.734	37.412	99	31.096	276	56.226	195	276
17	2:03.837	37.385	95	31.026	275	55.426	193	275	34		38.558	95	31.071	276			276

17 Andersen, DNK/ Jensen, DNK , , **theoretical besttime: 1:58.815**

Lap	Time	SE1	SP1	SE2	SP2	SE3	SP3	TSP	Lap	Time	SE1	SP1	SE2	SP2	SE3	SP3	TSP
1	3:17.739	1:39.229	83	41.028	199	57.482	199	199	19	2:03.676	37.801	97	30.536	279	55.339	195	279
2	1:59.877	36.113	99	30.273	279	53.491	196	279	20	2:03.351	37.022	98	30.661	***282***	55.668	200	***282***
3	2:07.045	37.647	58	33.717	280	55.681	196	280	21	2:14.280	36.834	98	30.793	280	1:06.653		280
4	1:59.077	35.783	***101***	30.187	280	53.107	196	280	22	8:38.987	7:12.125	99	31.296	276	55.566	196	276
5	***1:58.815***	***35.728***	100	***30.104***	279	***52.983***	197	279	23	2:03.021	37.005	97	30.969	278	55.047	194	278
6	2:10.333	36.264	101	30.141	280	1:03.928		280	24	2:04.423	37.495	99	30.954	277	55.974	199	277
7	9:28.728	8:01.872	99	31.244	278	55.612	196	278	25	2:03.550	37.121	100	30.825	276	55.604	196	276
8	2:03.993	37.299	97	31.212	278	55.482	194	278	26	2:04.265	37.695	95	30.852	267	55.718	194	267
9	2:03.355	36.957	99	30.832	279	55.566	195	279	27	2:02.541	37.104	98	30.731	279	54.706	197	279
10	2:03.609	37.308	98	30.774	279	55.527	196	279	28	2:02.662	36.896	98	30.752	279	55.014	197	279
11	2:02.986	36.934	97	30.658	280	55.394	198	280	29	2:01.894	36.723	100	30.655	***282***	54.516	196	***282***
12	2:05.133	38.409	94	30.981	281	55.743	195	281	30	2:02.707	36.761	98	30.622	281	55.324	197	281
13	2:02.503	36.987	100	30.592	279	54.924	197	279	31	2:29.301	37.053	99	30.971	270	1:21.277		270
14	2:03.041	36.939	98	30.676	281	55.426	197	281	32	8:08.090	6:41.558	97	31.190	276	55.342	198	276
15	2:02.545	37.011	99	30.618	279	54.916	199	279	33	2:03.859	37.166	98	30.926	279	55.767	194	279
16	2:01.981	36.838	99	30.391	280	54.752	197	280	34	2:02.496	37.256	98	30.617	279	54.623	195	279
17	2:04.041	37.214	95	31.378	281	55.449	***200***	281	35		37.196	102					
18	2:02.678	36.639	99	30.542	281	55.497	197	281									

18 Loboda, RUS/ Loboda, RUS/ Lunkin, RUS , **theoretical besttime: 2:02.933**

Lap	Time	SE1	SP1	SE2	SP2	SE3	SP3	TSP	Lap	Time	SE1	SP1	SE2	SP2	SE3	SP3	TSP
1	3:57.611	2:29.490	92	32.066	271	56.055	190	271	9	2:05.481	38.416	94	31.331	275	55.734	190	275
2	2:04.459	37.821	***98***	31.102	275	55.536	191	275	10	2:18.910	38.187	92	***30.859***	276	1:09.864		276
3	2:03.496	37.269	95	30.868	274	55.359	190	274	11	15:43.257	14:15.463	93	31.962	271	55.832	191	271
4	2:04.490	37.999	94	30.875	275	55.616	191	275	12	2:05.390	38.903	94	31.055	275	55.432	192	275
5	2:03.968	37.873	95	30.987	***277***	55.108	191	***277***	13	***2:03.451***	***37.109***	94	31.377	276	***54.965***	191	276
6	2:17.596	39.910	91	31.400	275	1:06.286		275	14	2:03.900	37.427	94	31.097	276	55.376	***192***	276
7	6:39.169	5:10.836	88	32.402	271	55.931	191	271	15	2:17.835	37.277	94	31.126	274	1:09.432		274
8	2:08.157	38.013	89	31.402	274	58.742	191	274									

19 Haupt, DEU/ Al Faisal, SAU/ Simonsen, SWE , **theoretical besttime: 1:58.111**

Lap	Time	SE1	SP1	SE2	SP2	SE3	SP3	TSP	Lap	Time	SE1	SP1	SE2	SP2	SE3	SP3	TSP
1	2:06.056	39.938	97	31.279	271	54.839	193	271	19	2:01.734	37.125	96	30.443	279	54.166	195	279
2	2:01.223	36.997	98	30.378	278	53.848	193	278	20	2:03.796	37.362	99	30.400	***282***	56.034	193	***282***
3	2:01.036	36.248	97	30.288	281	54.500	193	281	21	2:01.215	36.405	99	30.477	278	54.333	194	278
4	2:11.262	36.705	98	30.268	279	1:04.289		279	22	2:01.375	36.544	95	30.411	278	54.420	195	278
5	3:35.864	2:06.057	88	34.115	252	55.692	194	252	23	2:13.063	36.667	96	30.821	276	1:05.575		276
6	1:58.591	35.848	100	30.056	278	***52.687***	195	278	24	5:05.573	3:40.166	97	30.901	277	54.506	195	277
7	1:59.405	***35.464***	***100***	30.019	280	53.922	194	280	25	2:06.016	36.682	97	30.407	279	58.927	194	279
8	***1:58.478***	35.769	100	***29.960***	280	52.749	195	280	26	2:02.404	37.404	98	30.517	278	54.483	194	278
9	2:13.212	36.393	99	30.010	281	1:06.809		281	27	2:01.618	36.497	97	30.486	278	54.635	196	278

Blancpain Endurance Series

Lap analysis Pre Qualifying Practice

Provisional

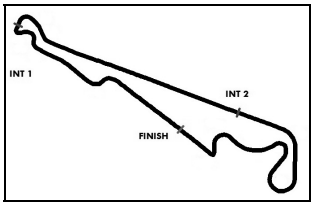

Circuit Paul Ricard Short, Length: 5791 m
Air temperature: 27.4°C
Track temperature: 37.5°C
Weather condition: Dry

Friday 27.6.2014 15:00

Lap analysis: Pre Qualifying Practice

Lap	Time	SE1	SP1	SE2	SP2	SE3	SP3	TSP	Lap	Time	SE1	SP1	SE2	SP2	SE3	SP3	TSP
10	5:44.405	4:18.024	98	31.867	266	54.514	194	266	28	2:01.282	36.544	98	30.502	277	54.236	***196***	277
11	2:00.984	36.479	96	30.323	279	54.182	195	279	29	2:13.165	36.581	97	30.420	277	1:06.164		277
12	2:00.885	36.787	96	30.349	278	53.749	195	278	30	3:53.124	2:27.919	97	30.589	278	54.616	193	278
13	2:00.644	36.242	99	30.239	278	54.163	195	278	31	2:01.905	36.959	95	30.653	277	54.293	193	277
14	2:00.332	36.341	99	30.326	278	53.665	195	278	32	2:31.293	37.594	96	36.730	253	1:16.969		253
15	2:00.389	36.292	98	30.254	279	53.843	196	279	33	6:21.106	4:54.571	91	30.733	276	55.802	194	276
16	2:15.952	36.397	100	30.175	280	1:09.380		280	34	2:01.944	36.745	97	30.533	278	54.666	194	278
17	5:40.227	4:11.567	95	33.620	263	55.040	195	263	35	2:03.222	37.192	98	30.661	279	55.369	194	279
18	2:01.892	36.827	98	30.452	278	54.613	194	278	36		38.484	92	30.783	278			278

22 Loggie, GBR/ Jones, GBR/ Westwood, GBR , **theoretical besttime: 2:01.046**

1	2:46.856	1:19.578	91	31.378	271	55.900	189	271	19	2:02.763	36.814	97	30.679	274	55.270	192	274
2	2:04.222	37.469	98	31.056	274	55.697	191	274	20	2:18.698	36.802	97	31.826	273	1:10.070		273
3	2:03.034	36.981	97	31.074	274	54.979	191	274	21	4:52.937	3:24.379	96	31.312	272	57.246	193	272
4	2:02.964	36.926	98	31.044	274	54.994	190	274	22	***2:01.459***	***36.586***	99	30.763	274	***54.110***	192	274
5	2:03.931	38.231	94	31.016	276	54.684	190	276	23	2:03.272	36.883	98	30.721	254	55.668	***195***	254
6	2:02.563	37.009	***100***	30.789	276	54.765	190	276	24	2:02.157	36.984	97	30.758	276	54.415	194	276
7	2:16.910	36.916	97	30.874	273	1:09.120		273	25	2:09.994	37.858	91	30.869	276	1:01.267	193	276
8	5:21.738	3:47.473	93	32.915	254	1:01.350	189	254	26	2:01.935	36.598	99	30.718	274	54.619	192	274
9	2:05.576	38.031	95	31.422	272	56.123	191	272	27	2:22.246	36.859	97	32.474	248	1:12.913		248
10	2:03.985	37.662	91	30.871	273	55.452	191	273	28	5:45.636	4:12.359	89	32.190	271	1:01.087	192	271
11	2:05.600	38.748	92	30.975	274	55.877	191	274	29	2:09.406	38.751	96	32.376	269	58.279	192	269
12	2:10.933	39.602	89	32.042	271	59.289	191	271	30	2:05.385	38.135	96	31.279	273	55.971	194	273
13	2:06.453	38.340	93	31.415	273	56.698	192	273	31	2:44.649	39.182	88	39.930	205	1:25.537		205
14	2:23.747	38.872	83	31.191	273	1:13.684		273	32	6:12.467	4:44.418	94	31.776	269	56.273	193	269
15	6:03.649	4:37.703	96	30.871	271	55.075	191	271	33	2:04.687	37.813	91	31.046	273	55.828	194	273
16	2:02.474	37.395	97	30.636	273	54.443	193	273	34	2:04.790	37.651	86	30.727	274	56.412	194	274
17	2:01.783	36.972	97	30.604	273	54.207	193	273	35		37.195	94	30.744	275			275
18	2:02.018	36.865	97	***30.350***	***277***	54.803	192	***277***									

25 Gosselin, FRA/ Lagniez, FRA/ Sourd, FRA , **theoretical besttime: 2:02.670**

1	3:08.599	1:27.326	82	37.296	233	1:03.977	181	233	16	2:10.038	38.029	88	33.605	268	58.404	190	268
2	2:14.952	39.753	88	33.858	269	1:01.341	186	269	17	2:04.882	37.443	92	31.542	273	55.897	189	273
3	2:06.917	38.658	95	31.635	273	56.624	190	273	18	2:05.179	38.539	96	31.290	273	55.350	189	273
4	2:05.956	37.836	92	31.312	274	56.808	189	274	19	2:06.371	38.455	97	31.635	272	56.281	190	272
5	2:07.963	38.011	95	31.449	265	58.503	189	265	20	2:06.047	38.071	92	31.571	261	56.405	189	261
6	2:06.050	38.242	96	31.574	273	56.234	190	273	21	2:04.901	37.222	97	31.246	274	56.433	191	274
7	2:05.006	37.219	93	31.442	272	56.345	190	272	22	5:30.463	37.602	92	32.850	245	4:20.011		245
8	2:04.367	37.238	91	31.023	273	56.106	189	273	23	2:38.147	1:06.043	92	32.572	267	59.532	189	267
9	2:04.222	37.320	93	***30.834***	***276***	56.068	189	***276***	24	2:07.678	38.990	93	32.581	269	56.107	190	269
10	6:07.488	37.462	93	31.187	274	4:58.839		274	25	***2:03.306***	37.246	100	31.276	273	***54.784***	***192***	273
11	16:34.336	1:03.829	76	38.449	212	14:52.058		212	26	8:02.649	37.624	99	32.506	250	6:52.519		250
12	2:37.754	1:07.342	89	32.643	267	57.769	188	267	27	2:26.823	58.088	99	32.325	267	56.410	192	267
13	2:07.501	38.574	94	31.732	270	57.195	187	270	28	2:04.022	37.272	101	31.495	273	55.255	192	273
14	2:04.862	37.716	93	31.653	273	55.493	188	273	29	2:04.354	***37.052***	***101***	31.275	275	56.027	191	275
15	2:04.022	37.371	97	31.284	272	55.367	189	272	30		38.992	97	31.804	273			273

26 Ortelli, MCO/ Sandstroem, SWE/ Guilvert, FRA , **theoretical besttime: 1:59.224**

1	3:05.647	1:38.689	94	31.624	272	55.334	193	272	16	1:59.790	35.926	96	30.463	273	53.401	192	273
2	2:01.721	37.510	101	30.504	273	53.707	193	273	17	6:12.149	36.036	99	30.387	274	5:05.726		274
3	2:00.041	36.313	***101***	30.455	273	53.273	193	273	18	2:22.941	57.368	97	30.793	275	54.780	192	275
4	2:00.211	36.414	101	30.643	273	***53.154***	193	273	19	2:00.394	36.059	99	30.732	271	53.603	192	271
5	5:27.246	36.231	99	***30.203***	***277***	4:20.812		***277***	20	2:00.782	36.053	96	30.576	273	54.153	193	273
6	2:23.180	57.165	96	31.203	269	54.812	193	269	21	6:50.317	36.202	98	30.528	273	5:43.587		273
7	2:01.033	36.246	98	31.410	273	53.377	194	273	22	2:23.840	56.861	101	30.996	270	55.983	191	270
8	2:01.504	37.147	98	30.578	274	53.779	193	274	23	2:02.411	36.639	99	30.712	273	55.060	192	273
9	2:00.134	36.415	100	30.280	***277***	53.439	193	***277***	24	2:01.390	36.584	99	30.763	273	54.043	192	273
10	4:35.156	36.534	98	30.432	273	3:28.190		273	25	8:12.286	37.883	95	31.002	271	7:03.401		271
11	2:27.653	1:00.132	100	31.064	271	56.457	191	271	26	2:25.951	57.900	98	32.229	241	55.822	191	241

Blancpain Endurance Series

Lap analysis Pre Qualifying Practice

Provisional

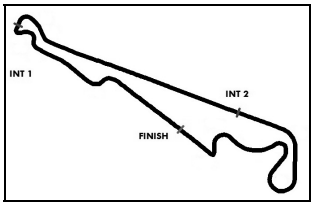

Circuit Paul Ricard Short, Length: 5791 m
Air temperature: 27.4°C
Track temperature: 37.5°C
Weather condition: Dry

Friday 27.6.2014 15:00

Lap analysis: Pre Qualifying Practice

Lap	Time	SE1	SP1	SE2	SP2	SE3	SP3	TSP	Lap	Time	SE1	SP1	SE2	SP2	SE3	SP3	TSP
12	2:00.307	36.284	99	30.438	273	53.585	193	273	27	9:46.318	36.484	101	30.735	271	8:39.099		271
13	2:00.337	***35.867***	99	30.533	274	53.937	193	274	28	2:30.423	59.999	79	33.143	267	57.281	191	267
14	***1:59.769***	35.966	97	30.515	273	53.288	193	273	29		37.627	96	31.368	269			269
15	1:59.788	35.983	97	30.432	273	53.373	***194***	273									

35 Aksenov, RUS/ Faisca, PRT/ Chiyo, JPN , **theoretical besttime: 1:58.765**

1	3:38.096	2:10.207	80	30.709	278	57.180	200	278	17	2:01.509	36.426	94	30.283	280	54.800	199	280
2	***1:58.989***	***35.767***	***97***	***29.438***	***286***	53.784	199	***286***	18	2:01.829	36.505	92	30.078	283	55.246	200	283
3	1:59.548	36.098	89	29.890	283	***53.560***	199	283	19	2:01.808	37.120	93	30.383	281	54.305	198	281
4	2:10.836	35.923	96	29.571	***286***	1:05.342		***286***	20	2:11.749	36.485	92	30.425	282	1:04.839		282
5	8:32.688	7:03.957	90	31.794	276	56.937	198	276	21	4:47.265	3:20.843	91	30.992	268	55.430	199	268
6	2:01.387	37.060	94	30.195	283	54.132	198	283	22	1:59.879	35.880	94	30.112	282	53.887	200	282
7	2:05.134	39.244	90	30.670	280	55.220	198	280	23	1:59.887	36.068	93	30.085	283	53.734	199	283
8	2:02.102	37.119	94	30.687	280	54.296	197	280	24	2:16.395	36.551	92	30.167	283	1:09.677		283
9	2:02.044	36.672	97	30.444	281	54.928	197	281	25	6:33.589	4:56.155	90	30.617	281	1:06.817	199	281
10	2:01.812	36.820	96	30.526	280	54.466	198	280	26	2:01.798	36.419	95	31.510	279	53.869	***200***	279
11	2:01.590	36.632	90	30.494	279	54.464	197	279	27	2:00.941	36.423	90	30.308	282	54.210	200	282
12	2:02.123	37.391	94	30.194	281	54.538	198	281	28	2:13.630	37.881	83	30.444	282	1:05.305		282
13	2:14.623	36.964	91	30.703	282	1:06.956		282	29	10:38.326	9:10.212	92	31.369	278	56.745	197	278
14	5:56.239	4:30.107	90	30.568	281	55.564	198	281	30	2:03.062	37.568	91	30.823	280	54.671	198	280
15	2:02.553	37.268	93	30.282	283	55.003	197	283	31	2:02.618	37.281	93	30.711	281	54.626	198	281
16	2:01.055	36.683	93	30.224	283	54.148	199	283	32		40.321	83					

38 Poole, GBR/ Abra, GBR/ Osborne, GBR , **theoretical besttime: 1:58.612**

1	2:09.048	42.448	97	31.335	268	55.265	190	268	17	2:04.146	37.793	100	30.958	271	55.395	192	271
2	2:03.037	37.574	95	30.980	271	54.483	190	271	18	2:03.583	37.339	102	30.824	272	55.420	192	272
3	2:03.844	36.619	93	32.223	271	55.002	191	271	19	2:02.855	37.014	100	30.870	271	54.971	193	271
4	2:02.906	36.763	99	31.119	271	55.024	190	271	20	2:03.422	37.097	100	30.787	272	55.538	192	272
5	2:02.567	36.809	96	30.913	271	54.845	191	271	21	2:02.585	37.041	102	30.734	271	54.810	193	271
6	5:58.773	37.908	85	31.162	274	4:49.703		274	22	2:05.042	38.877	98	31.039	273	55.126	192	273
7	2:25.319	56.518	97	30.742	273	58.059	192	273	23	2:02.864	37.367	98	30.762	273	54.735	191	273
8	2:02.776	37.021	93	30.939	274	54.816	192	274	24	2:02.599	37.134	100	30.807	272	54.658	193	272
9	4:55.818	37.609	92	31.357	273	3:46.852		273	25	2:03.826	38.310	101	30.743	271	54.773	193	271
10	2:26.901	1:00.063	101	31.662	271	55.176	***194***	271	26	2:03.101	36.886	101	30.823	273	55.392	192	273
11	1:59.737	35.816	104	30.557	271	53.364	194	271	27	2:03.429	36.771	102	31.736	271	54.922	193	271
12	1:58.959	35.755	***104***	30.326	273	***52.878***	193	273	28	10:55.620	37.429	101	30.815	271	9:47.376		271
13	***1:58.744***	***35.419***	103	30.319	274	53.006	193	274	29	2:30.193	1:00.775	100	30.915	273	58.503	191	273
14	12:04.564	35.619	101	***30.315***	275	10:58.630		275	30	2:02.891	36.475	100	30.684	274	55.732	193	274
15	2:30.727	1:01.102	79	32.015	269	57.610	191	269	31	2:04.364	38.015	101	30.906	***276***	55.443	191	***276***
16	2:06.876	38.026	99	31.091	270	57.759	192	270	32		36.426	98	31.877	272			272

41 Debs, FRA/ Cabannes, FRA/ Delhez, BEL , **theoretical besttime: 2:03.142**

1	3:45.458	2:12.350	89	32.085	281	1:01.023	192	281	18	2:08.093	39.248	101	31.174	278	57.671	193	278
2	2:08.161	38.905	96	31.206	280	58.050	193	280	19	2:06.230	37.804	99	31.242	281	57.184	191	281
3	2:06.384	37.938	96	31.052	270	57.394	191	270	20	2:05.177	37.593	98	30.753	281	56.831	193	281
4	2:07.072	38.110	92	31.229	281	57.733	192	281	21	2:05.220	37.977	100	30.975	281	56.268	194	281
5	2:06.375	38.864	93	30.880	280	56.631	192	280	22	5:35.824	38.302	98	31.060	279	4:26.462		279
6	2:06.025	37.822	93	30.716	280	57.487	193	280	23	2:27.706	1:00.036	99	30.835	278	56.835	195	278
7	2:05.560	38.434	81	30.790	***281***	56.336	192	***281***	24	2:07.054	38.282	92	30.771	***281***	58.001	191	***281***
8	2:05.130	38.225	98	30.386	281	56.519	193	281	25	2:08.075	39.363	96	31.306	280	57.406	195	280
9	2:05.686	38.545	92	30.658	281	56.483	193	281	26	2:05.310	***37.374***	100	***30.253***	280	57.683	***195***	280
10	4:23.581	37.921	88	30.751	280	3:14.909		280	27	2:04.270	37.866	99	30.451	280	55.953	193	280
11	2:24.369	58.232	98	30.575	281	55.562	192	281	28	6:23.360	40.802	90	33.581	278	5:08.977		278
12	2:06.911	38.269	98	30.531	281	58.111	185	281	29	2:33.955	1:03.252	96	32.516	274	58.187	193	274
13	2:04.115	38.251	***103***	30.349	280	***55.515***	194	280	30	9:01.488	38.043	100	36.068	191	7:47.377		191
14	2:04.396	37.756	98	30.331	280	56.309	191	280	31	2:37.653	1:05.181	91	33.629	267	58.843	192	267
15	***2:03.606***	37.414	98	30.421	280	55.771	194	280	32	2:06.352	38.142	102	31.551	277	56.659	194	277
16	5:20.204	38.451	99	31.308	279	4:10.445		279	33		37.848	93	31.760	280			280
17	2:34.512	1:03.895	93	32.768	268	57.849	193	268									

Blancpain Endurance Series

Lap analysis Pre Qualifying Practice

Provisional

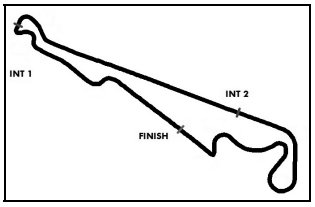

Circuit Paul Ricard Short, Length: 5791 m
Air temperature: 27.4°C
Track temperature: 37.5°C
Weather condition: Dry

Friday 27.6.2014 15:00

Lap analysis: Pre Qualifying Practice

42 Vannelet, FRA/ Albert, BEL/ Lemeret, BEL , **theoretical besttime: 1:59.302**

Lap	Time	SE1	SP1	SE2	SP2	SE3	SP3	TSP	Lap	Time	SE1	SP1	SE2	SP2	SE3	SP3	TSP
1	2:53.777	1:11.319	91	37.834	211	1:04.624	192	211	17	2:02.701	37.050	100	30.497	***281***	55.154	194	***281***
2	2:04.927	39.458	101	30.698	280	54.771	194	280	18	2:02.313	36.798	102	30.425	280	55.090	195	280
3	2:02.559	36.796	97	30.299	***281***	55.464	194	***281***	19	2:02.345	36.822	101	30.545	280	54.978	195	280
4	5:57.873	36.780	97	31.234	***281***	4:49.859		***281***	20	2:03.686	37.311	100	30.854	279	55.521	194	279
5	2:23.358	58.671	95	30.527	279	54.160	194	279	21	2:02.050	36.788	102	30.477	280	54.785	195	280
6	2:00.092	36.035	102	30.148	***281***	53.909	195	***281***	22	4:50.765	37.754	101	30.564	280	3:42.447		280
7	1:59.660	***35.952***	101	***29.795***	279	53.913	194	279	23	2:25.103	58.076	98	31.180	***281***	55.847	195	***281***
8	1:59.804	36.159	101	30.013	280	53.632	196	280	24	2:02.761	37.133	101	30.680	280	54.948	196	280
9	5:23.007	36.299	97	30.120	280	4:16.588		280	25	5:49.276	37.048	101	30.533	279	4:41.695		279
10	2:21.617	56.348	101	30.682	280	54.587	195	280	26	2:22.469	56.928	99	30.880	***281***	54.661	193	***281***
11	1:59.999	36.149	100	30.036	279	53.814	195	279	27	2:00.888	36.272	103	30.201	***281***	54.415	194	***281***
12	1:59.684	35.969	***103***	29.971	***281***	53.744	195	***281***	28	6:44.367	37.058	100	40.712	205	5:26.597		205
13	***1:59.626***	36.008	103	30.063	280	***53.555***	195	280	29	2:23.183	57.393	94	30.917	280	54.873	***197***	280
14	8:29.961	36.195	100	30.099	***281***	7:23.667		***281***	30	2:02.428	36.421	100	30.255	***281***	55.752	196	***281***
15	2:23.951	57.920	98	30.869	***281***	55.162	195	***281***	31	2:02.454	37.414	98	30.371	***281***	54.669	192	***281***
16	2:02.758	37.266	95	30.563	280	54.929	196	280	32		37.025	98	30.262	***281***			***281***

43 Comandini, ITA/ Amos, ITA/ Colombo, ITA , **theoretical besttime: 1:58.832**

Lap	Time	SE1	SP1	SE2	SP2	SE3	SP3	TSP	Lap	Time	SE1	SP1	SE2	SP2	SE3	SP3	TSP
1	4:56.276	3:27.595	99	31.098	269	57.583	193	269	13	1:59.763	36.038	103	***30.332***	***274***	53.393	193	***274***
2	2:00.911	36.356	99	30.708	272	53.847	192	272	14	2:00.938	36.106	100	30.373	***274***	54.459	195	***274***
3	2:01.011	36.200	99	30.718	273	54.093	192	273	15	2:00.661	36.798	***103***	30.366	273	53.497	194	273
4	2:01.486	36.722	94	30.591	273	54.173	193	273	16	2:13.641	36.261	100	30.606	273	1:06.774		273
5	2:11.071	36.396	98	30.545	273	1:04.130		273	17	16:16.834	14:30.635	83	42.048	180	1:04.151	165	180
6	8:15.994	6:45.950	97	32.250	242	57.794	194	242	18	2:27.413	42.139	96	36.829	205	1:08.445	192	205
7	2:05.055	37.610	100	30.900	271	56.545	***196***	271	19	2:01.440	36.883	95	30.769	269	53.788	193	269
8	***1:59.218***	35.914	101	30.409	272	***52.895***	193	272	20	2:00.734	36.294	98	30.864	271	53.576	193	271
9	2:01.233	***35.605***	101	30.401	273	55.227	195	273	21	2:01.077	35.962	95	30.561	273	54.554	193	273
10	2:12.156	37.023	99	30.494	273	1:04.639		273	22	2:00.245	36.133	96	30.661	270	53.451	193	270
11	7:49.479	6:09.339	83	36.579	247	1:03.561	192	247	23	2:00.523	36.534	96	30.551	272	53.438	193	272
12	2:00.568	36.523	97	30.534	273	53.511	192	273	24	2:22.817	42.209	92	31.134	272	1:09.474		272

44 Al Harthy, OMA/ Jelley, GBR/ Caine, GBR , **theoretical besttime: 1:59.098**

Lap	Time	SE1	SP1	SE2	SP2	SE3	SP3	TSP	Lap	Time	SE1	SP1	SE2	SP2	SE3	SP3	TSP
1	2:49.950	1:07.155	88	40.368	199	1:02.427	166	199	19	2:03.675	38.118	97	31.172	267	54.385	194	267
2	2:29.405	40.602	94	36.432	206	1:12.371		206	20	2:00.944	36.354	99	30.678	267	53.912	194	267
3	3:55.978	2:28.051	96	31.162	270	56.765	192	270	21	2:03.018	36.774	99	30.627	265	55.617	***195***	265
4	2:00.602	36.490	98	30.478	271	53.634	192	271	22	2:00.646	36.092	97	30.587	267	53.967	194	267
5	1:59.545	***35.696***	100	30.508	271	53.341	191	271	23	2:02.618	36.254	99	30.512	268	55.852	195	268
6	***1:59.176***	35.768	99	30.361	271	***53.047***	191	271	24	2:00.919	36.512	***101***	30.517	267	53.890	194	267
7	1:59.680	35.852	98	30.391	271	53.437	193	271	25	2:00.568	36.194	99	30.469	266	53.905	195	266
8	2:11.556	36.572	99	***30.355***	266	1:04.629		266	26	2:14.264	36.694	98	31.700	251	1:05.870		251
9	4:34.341	3:03.868	93	30.916	269	59.557	193	269	27	9:39.428	8:08.050	96	33.505	250	57.873	190	250
10	2:00.338	36.141	97	30.725	267	53.472	192	267	28	2:07.601	38.779	95	31.592	264	57.230	189	264
11	2:00.591	36.296	94	30.704	268	53.591	193	268	29	2:02.156	36.855	96	31.017	267	54.284	191	267
12	2:09.204	35.921	96	30.662	266	1:02.621		266	30	2:01.300	36.458	95	30.797	270	54.045	191	270
13	4:26.661	3:00.751	100	30.775	263	55.135	195	263	31	2:23.786	36.999	98	30.898	271	1:15.889		271
14	2:01.009	36.279	97	30.738	267	53.992	194	267	32	7:48.296	6:13.710	89	37.942	237	56.644	192	237
15	2:01.640	36.916	99	30.685	266	54.039	194	266	33	2:01.429	36.328	98	30.974	***272***	54.127	193	***272***
16	2:00.364	36.045	97	30.559	268	53.760	194	268	34	2:01.353	36.170	95	30.701	271	54.482	191	271
17	2:00.672	36.241	101	30.503	269	53.928	193	269	35		38.948	94	31.596	269			269
18	2:01.089	36.243	98	30.540	267	54.306	194	267									

49 Blank, USA/ Bachelier, FRA/ Mallegol, FRA , **theoretical besttime: 2:01.433**

Lap	Time	SE1	SP1	SE2	SP2	SE3	SP3	TSP	Lap	Time	SE1	SP1	SE2	SP2	SE3	SP3	TSP
1	3:27.779	1:52.465	89	33.582	244	1:01.732	192	244	18	2:21.349	37.251	101	31.495	261	1:12.603		261
2	2:10.876	38.978	95	32.374	269	59.524	189	269	19	6:27.993	5:01.906	98	30.970	276	55.117	195	276
3	2:09.486	38.887	93	32.510	247	58.089	192	247	20	2:02.900	37.090	102	30.629	***281***	55.181	195	***281***
4	2:07.093	38.532	86	31.679	279	56.882	191	279	21	2:02.527	36.603	100	30.559	280	55.365	195	280
5	2:09.095	40.266	97	30.994	280	57.835	192	280	22	2:02.132	36.615	101	***30.451***	280	55.066	***197***	280

Blancpain Endurance Series

Lap analysis Pre Qualifying Practice

Provisional

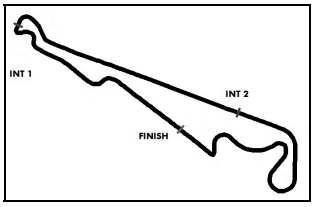

Circuit Paul Ricard Short, Length: 5791 m
Air temperature: 27.4°C
Track temperature: 37.5°C
Weather condition: Dry

Friday 27.6.2014 15:00

Lap analysis: Pre Qualifying Practice

Lap	Time	SE1	SP1	SE2	SP2	SE3	SP3	TSP	Lap	Time	SE1	SP1	SE2	SP2	SE3	SP3	TSP
6	2:05.938	38.097	97	31.162	280	56.679	193	280	23	2:03.767	37.603	99	30.555	***281***	55.609	191	***281***
7	2:06.917	38.105	93	32.281	279	56.531	192	279	24	2:02.860	37.561	102	30.622	***281***	***54.677***	194	***281***
8	2:06.852	39.355	97	30.833	279	56.664	194	279	25	***2:01.825***	36.543	99	30.584	277	54.698	195	277
9	2:04.814	37.550	96	31.060	280	56.204	191	280	26	2:01.885	***36.305***	101	30.642	279	54.938	194	279
10	2:07.464	38.221	82	31.664	277	57.579	194	277	27	2:14.933	36.451	99	30.506	280	1:07.976		280
11	2:07.668	37.769	90	32.730	267	57.169	192	267	28	4:55.900	3:22.386	96	33.088	272	1:00.426	193	272
12	2:05.301	37.647	95	31.184	278	56.470	190	278	29	2:09.005	37.568	***102***	31.487	276	59.950	81	276
13	2:05.887	37.787	92	31.259	273	56.841	193	273	30	2:57.855	53.808	86	41.433	190	1:22.614		190
14	2:19.336	38.864	90	31.707	278	1:08.765		278	31	6:04.281	4:32.435	79	33.952	275	57.894	194	275
15	5:31.833	3:41.685	98	31.618	277	1:18.530		277	32	2:04.690	37.632	101	31.436	276	55.622	195	276
16	6:58.828	5:26.837	97	33.518	255	58.473	194	255	33	2:04.143	37.234	100	31.321	276	55.588	195	276
17	2:05.070	37.224	100	30.874	280	56.972	194	280	34		39.454	98					

50 Danyliw, CDN/ Knap, NLD/ Sonvico, ITA , **theoretical besttime: 1:58.837**

1	2:55.689	1:20.669	81	34.675	253	1:00.345	194	253	19	2:09.022	35.968	95	30.054	279	1:03.000		279
2	2:08.738	39.552	94	31.758	276	57.428	196	276	20	7:59.378	6:32.848	98	30.945	***281***	55.585	196	***281***
3	2:01.201	36.778	99	30.310	280	54.113	197	280	21	2:02.364	36.817	101	30.429	280	55.118	196	280
4	2:00.528	36.183	96	30.027	280	54.318	196	280	22	2:02.730	36.989	99	30.703	280	55.038	196	280
5	2:00.567	36.345	95	30.131	279	54.091	195	279	23	2:02.779	36.881	101	30.271	279	55.627	196	279
6	2:10.552	36.170	97	29.890	280	1:04.492		280	24	2:05.808	37.483	98	30.580	280	57.745	195	280
7	6:21.360	4:49.593	94	33.416	227	58.351	197	227	25	2:03.256	37.146	101	30.474	***281***	55.636	195	***281***
8	1:59.331	36.118	100	29.868	280	***53.345***	197	280	26	2:04.429	37.704	101	30.633	280	56.092	197	280
9	***1:59.146***	***35.630***	100	29.893	280	53.623	197	280	27	2:03.366	37.242	101	30.618	280	55.506	194	280
10	1:59.693	36.064	100	***29.862***	279	53.767	196	279	28	2:04.055	37.652	99	30.347	***281***	56.056	195	***281***
11	1:59.428	35.930	100	29.912	280	53.586	198	280	29	2:04.080	37.399	100	30.694	279	55.987	195	279
12	1:59.935	35.828	***102***	30.176	280	53.931	197	280	30	2:03.934	37.124	99	30.597	***281***	56.213	196	***281***
13	2:13.211	36.802	101	30.085	280	1:06.324		280	31	2:19.143	38.029	100	31.103	279	1:10.011		279
14	5:32.157	4:07.209	98	30.656	280	54.292	197	280	32	8:20.525	6:55.404	98	30.583	280	54.538	195	280
15	1:59.754	35.692	98	30.061	280	54.001	***199***	280	33	2:01.379	36.759	96	30.186	***281***	54.434	197	***281***
16	1:59.879	36.016	98	29.969	280	53.894	197	280	34	2:02.607	37.600	93	30.437	280	54.570	196	280
17	1:59.267	35.715	99	30.025	***281***	53.527	196	***281***	35		37.470	97	30.715	280			280
18	1:59.805	35.806	98	29.989	280	54.010	197	280									

51 Barreiros, PRT/ Mann, GBR/ Guedes, PRT , **theoretical besttime: 1:59.823**

1	4:29.424	2:50.991	64	37.670	252	1:00.763	193	252	19	2:03.960	37.481	97	30.534	279	55.945	193	279
2	2:13.660	39.604	99	33.717	224	1:00.339	194	224	20	2:03.332	37.458	99	30.533	280	55.341	195	280
3	2:01.870	37.256	100	30.431	280	54.183	196	280	21	2:03.146	37.311	98	30.470	280	55.365	194	280
4	2:00.864	36.550	100	30.235	***281***	54.079	195	***281***	22	2:03.559	37.438	95	30.393	280	55.728	195	280
5	2:00.597	36.391	100	30.206	280	54.000	196	280	23	2:02.964	37.073	94	30.498	280	55.393	194	280
6	2:00.672	36.388	98	30.204	281	54.080	195	281	24	2:03.065	37.428	95	30.354	280	55.283	194	280
7	2:00.701	36.252	98	30.465	279	53.984	196	279	25	2:13.598	37.489	92	30.503	281	1:05.606		281
8	***1:59.823***	***36.202***	***101***	***29.968***	281	***53.653***	***196***	281	26	4:02.267	2:34.983	96	31.158	278	56.126	195	278
9	2:13.276	36.219	100	29.990	280	1:07.067		280	27	2:03.929	37.659	97	30.572	281	55.698	195	281
10	5:30.870	4:02.654	94	30.965	279	57.251	194	279	28	2:03.619	37.322	97	30.797	280	55.500	195	280
11	2:04.295	38.089	99	30.650	281	55.556	195	281	29	2:03.847	37.803	97	30.851	***281***	55.193	196	***281***
12	2:03.565	37.495	96	30.409	281	55.661	195	281	30	2:02.253	37.003	98	30.369	280	54.881	196	280
13	2:03.283	37.294	95	30.504	279	55.485	195	279	31	2:03.191	37.435	99	30.549	280	55.207	196	280
14	2:03.646	37.558	98	30.448	280	55.640	196	280	32	2:27.752	37.206	100	30.949	226	1:19.597		226
15	2:15.926	37.390	101	30.577	279	1:07.959		279	33	6:39.857	5:12.575	96	30.904	280	56.378	196	280
16	7:15.798	5:47.895	95	30.929	279	56.974	194	279	34	2:03.693	37.451	99	30.565	281	55.677	195	281
17	2:04.725	38.039	99	30.876	281	55.810	192	281	35	2:03.448	37.379	96	30.582	279	55.487	193	279
18	2:03.858	37.507	97	30.714	281	55.637	195	281	36		37.382	97	30.715	281			281

55 Zheng, CHN/ Cheng, CHN/ Couto, MAC , **theoretical besttime: 1:59.317**

1	2:15.340	45.392	95	31.091	273	58.857	190	273	19	4:33.076	3:05.452	91	31.906	269	55.718	191	269
2	2:02.079	37.281	98	30.836	273	53.962	192	273	20	2:01.569	36.627	97	30.923	271	54.019	195	271
3	2:01.249	36.501	97	30.431	276	54.317	192	276	21	2:01.265	36.560	95	30.751	272	53.954	192	272
4	2:05.791	37.438	79	31.321	276	57.032	192	276	22	2:01.160	36.332	97	30.783	271	54.045	194	271
5	2:01.224	36.680	96	30.448	276	54.096	193	276	23	2:01.620	36.833	96	30.755	272	54.032	193	272

Blancpain Endurance Series

Lap analysis Pre Qualifying Practice

Provisional

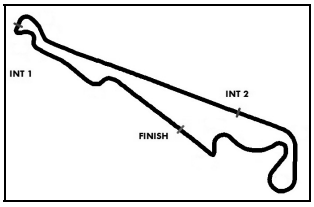

Circuit Paul Ricard Short, Length: 5791 m
Air temperature: 27.4°C
Track temperature: 37.5°C
Weather condition: Dry

Friday 27.6.2014 15:00

Lap analysis: Pre Qualifying Practice

Lap	Time	SE1	SP1	SE2	SP2	SE3	SP3	TSP	Lap	Time	SE1	SP1	SE2	SP2	SE3	SP3	TSP
6	2:01.436	36.522	98	***30.284***	***278***	54.630	192	***278***	24	2:11.034	36.480	97	30.675	271	1:03.879		271
7	2:12.424	36.558	98	30.557	273	1:05.309		273	25	4:31.907	3:06.116	96	31.058	271	54.733	192	271
8	5:54.061	4:26.555	89	31.883	260	55.623	191	260	26	2:01.911	36.889	98	30.849	271	54.173	194	271
9	2:03.082	37.346	96	30.976	273	54.760	191	273	27	2:01.188	36.598	95	30.761	271	53.829	191	271
10	2:04.414	37.712	96	32.098	270	54.604	191	270	28	2:09.156	43.978	97	30.863	274	54.315	193	274
11	2:13.122	36.615	100	30.861	274	1:05.646		274	29	2:13.164	36.716	97	30.676	275	1:05.772	192	275
12	4:19.109	2:45.654	83	36.824	253	56.631	192	253	30	2:14.062	37.690	96	30.890	272	1:05.482		272
13	2:00.200	36.261	102	30.584	271	53.355	191	271	31	5:06.122	3:24.748	97	31.590	266	1:09.784		266
14	2:00.080	36.086	100	30.485	276	53.509	194	276	32	7:34.091	6:08.449	99	31.015	271	54.627	194	271
15	2:23.152	35.906	101	30.436	273	1:16.810	193	273	33	2:02.140	36.491	98	31.218	273	54.431	193	273
16	1:59.643	36.123	***104***	30.389	274	***53.131***	194	274	34	2:02.353	36.677	97	31.016	273	54.660	193	273
17	***1:59.527***	***35.902***	102	30.391	274	53.234	***195***	274	35		40.072	90	31.832	269			269
18	2:13.658	37.764	95	31.095	274	1:04.799		274									

70 Martins, FRA/ Trouillet, FRA/ Berville, FRA , **theoretical besttime: 1:58.758**

1	4:35.643	3:12.667	94	30.145	282	52.831	196	282	16	2:02.918	37.299	97	30.786	277	54.833	194	277
2	1:59.917	37.012	99	29.931	***284***	***52.974***	***196***	***284***	17	2:01.870	36.645	100	30.525	281	54.700	196	281
3	1:59.406	36.042	***101***	***29.906***	283	53.458	196	283	18	2:03.508	36.677	101	30.418	282	56.413	196	282
4	2:08.552	40.258	88	32.711	257	55.583	195	257	19	2:02.580	37.208	99	30.469	279	54.903	196	279
5	1:59.574	36.158	101	29.926	282	53.490	196	282	20	10:00.959	36.742	99	31.080	278	8:53.137		278
6	***1:59.232***	***35.878***	99	29.991	281	53.363	196	281	21	2:24.682	59.151	97	30.895	278	54.636	195	278
7	6:22.259	36.101	101	30.042	283	5:16.116		283	22	2:02.250	36.689	100	30.676	278	54.885	196	278
8	2:32.032	59.922	81	33.599	243	58.511	194	243	23	2:01.431	36.401	99	30.572	278	54.458	196	278
9	2:07.656	38.825	98	31.353	278	57.478	194	278	24	2:02.167	36.494	***101***	30.531	279	55.142	196	279
10	2:05.670	37.474	93	31.427	275	56.769	193	275	25	12:18.367	36.413	99	30.553	279	11:11.401		279
11	2:06.365	38.173	97	30.984	279	57.208	196	279	26	2:30.159	1:03.812	95	31.092	278	55.255	195	278
12	2:03.982	37.413	95	30.836	278	55.733	195	278	27	2:02.128	36.643	101	30.420	281	55.065	196	281
13	2:03.712	37.114	95	30.898	278	55.700	195	278	28	2:02.433	36.951	90	30.943	279	54.539	195	279
14	8:36.146	37.986	95	30.945	278	7:27.215		278	29		37.752	91	31.742	277			277
15	2:38.150	1:10.844	92	31.830	275	55.476	195	275									

79 Smith, GBR/ McCaig, GBR/ Bryant, GBR , **theoretical besttime: 1:58.503**

1	2:37.384	1:08.479	96	32.287	268	56.618	191	268	17	2:01.556	36.759	98	30.702	272	54.095	191	272
2	2:03.000	37.606	97	30.961	271	54.433	192	271	18	2:01.033	36.488	98	30.693	270	53.852	192	270
3	2:11.530	36.650	94	30.598	272	1:04.282		272	19	2:01.492	36.556	99	30.720	271	54.216	190	271
4	3:32.855	2:06.809	92	31.443	270	54.603	193	270	20	2:01.719	36.825	99	30.899	271	53.995	191	271
5	2:03.633	36.254	96	30.517	***273***	56.862	193	***273***	21	2:01.792	36.773	96	30.746	271	54.273	191	271
6	2:00.564	36.149	99	30.267	273	54.148	193	273	22	2:02.064	36.594	99	30.904	270	54.566	191	270
7	2:03.922	36.261	99	30.648	***273***	57.013	194	***273***	23	2:01.924	36.816	98	30.841	270	54.267	191	270
8	***1:58.503***	***35.793***	99	***30.131***	272	***52.579***	***195***	272	24	2:16.443	36.812	96	30.999	271	1:08.632		271
9	2:08.456	37.843	87	30.931	273	59.682	194	273	25	4:02.935	2:33.870	93	31.663	267	57.402	191	267
10	2:09.146	35.884	100	30.232	273	1:03.030		273	26	2:03.634	37.358	94	31.077	270	55.199	192	270
11	5:31.125	4:06.150	100	30.728	272	54.247	192	272	27	2:03.062	37.072	97	30.970	269	55.020	193	269
12	2:00.061	36.187	***100***	30.685	269	53.189	193	269	28	2:02.606	36.876	93	30.936	269	54.794	192	269
13	2:09.792	36.204	99	30.490	270	1:03.098		270	29	2:02.779	37.081	91	30.974	269	54.724	193	269
14	4:23.017	2:57.368	97	30.794	269	54.855	191	269	30	2:02.404	37.026	95	30.849	269	54.529	192	269
15	2:01.666	36.819	97	30.769	270	54.078	191	270	31	2:06.589	38.512	81	31.041	270	57.036	192	270
16	2:02.662	36.561	98	31.461	270	54.640	192	270	32	2:19.017	36.904	95	30.977	269	1:11.136		269

80 McMillen, GBR/ Strauss, DEU/ Buncombe, GBR , **theoretical besttime: 1:58.275**

1	3:35.809	1:49.859	80	37.623	199	1:08.327	199	199	14	2:01.963	36.713	94	30.076	***289***	55.174	199	***289***
2	1:59.421	36.201	***99***	29.743	287	53.477	198	287	15	2:11.188	36.697	92	30.230	283	1:04.261		283
3	2:05.986	37.515	86	30.584	266	57.887	199	266	16	22:23.127	20:54.772	95	30.104	281	58.251	200	281
4	1:59.123	36.035	97	29.828	288	53.260	199	288	17	2:01.189	36.786	96	30.022	283	54.381	199	283
5	2:13.060	39.896	95	29.654	288	1:03.510		288	18	2:00.763	36.487	91	29.967	286	54.309	199	286
6	5:20.291	3:53.547	90	30.919	281	55.825	198	281	19	2:02.108	36.553	97	30.086	285	55.469	199	285
7	2:04.209	38.690	95	30.269	285	55.250	199	285	20	2:00.572	36.380	93	29.939	286	54.253	198	286
8	2:02.217	37.366	98	30.148	284	54.703	200	284	21	2:01.542	36.611	94	30.324	283	54.607	199	283
9	2:04.391	37.342	94	30.139	286	56.910	198	286	22	2:11.370	36.515	93	30.262	283	1:04.593		283

Blancpain Endurance Series

Lap analysis Pre Qualifying Practice

Provisional

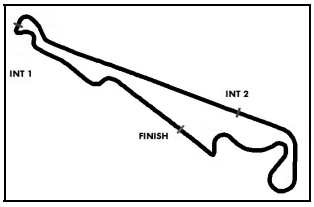

Circuit Paul Ricard Short, Length: 5791 m
Air temperature: 27.4°C
Track temperature: 37.5°C
Weather condition: Dry

Friday 27.6.2014 15:00

Lap analysis: Pre Qualifying Practice

Lap	Time	SE1	SP1	SE2	SP2	SE3	SP3	TSP	Lap	Time	SE1	SP1	SE2	SP2	SE3	SP3	TSP
10	2:01.859	37.016	97	29.916	286	54.927	198	286	23	5:52.257	4:10.566	73	34.561	227	1:07.130	199	227
11	2:04.027	36.908	97	30.133	284	56.986	199	284	24	***1:58.275***	***35.885***	97	***29.633***	283	***52.757***	199	283
12	2:04.839	40.037	95	30.346	284	54.456	200	284	25	3:09.016	58.226	65	42.342	187	1:28.448		187
13	2:01.361	36.879	93	29.985	284	54.497	***200***	284									

84 Primat, CHE/ Verdonck, BEL/ Buhk, DEU , **theoretical besttime: 1:58.331**

1	2:13.668	44.826	96	31.317	273	57.525	192	273	18	2:01.408	36.566	99	30.525	278	54.317	195	278
2	2:02.131	37.249	98	30.716	277	54.166	192	277	19	2:00.630	36.367	98	30.465	275	53.798	195	275
3	2:01.781	36.909	96	30.808	278	54.064	193	278	20	2:01.146	36.323	98	30.405	278	54.418	195	278
4	2:01.729	36.468	98	30.546	278	54.715	193	278	21	2:00.611	36.186	97	30.379	277	54.046	195	277
5	2:04.351	37.413	98	30.610	278	56.328	193	278	22	2:10.355	36.467	98	30.301	276	1:03.587		276
6	2:02.144	36.907	93	30.571	***281***	54.666	193	***281***	23	6:35.309	5:09.311	95	30.904	270	55.094	195	270
7	2:02.074	36.721	94	30.567	278	54.786	193	278	24	***1:58.588***	35.748	***100***	30.103	276	52.737	196	276
8	2:17.076	36.806	92	30.635	278	1:09.635		278	25	1:58.745	***35.610***	99	***30.020***	279	53.115	196	279
9	5:07.226	3:41.629	98	30.803	275	54.794	193	275	26	2:24.357	42.583	87	42.454	200	59.320	195	200
10	2:00.942	36.560	97	30.384	276	53.998	193	276	27	2:00.444	35.859	99	30.206	276	54.379	195	276
11	2:00.748	36.434	95	30.506	278	53.808	193	278	28	1:58.674	35.757	99	30.216	275	***52.701***	***196***	275
12	2:00.601	36.243	96	30.463	276	53.895	194	276	29	2:08.928	35.996	98	30.137	275	1:02.795		275
13	2:01.047	36.221	98	30.429	277	54.397	195	277	30	7:29.410	5:40.728	97	31.476	273	1:17.206		273
14	2:00.491	36.373	97	30.340	276	53.778	196	276	31	6:57.123	5:30.280	96	31.617	271	55.226	194	271
15	2:00.658	36.453	97	30.329	277	53.876	194	277	32	2:00.818	36.475	97	30.562	276	53.781	194	276
16	2:10.932	36.738	96	30.447	276	1:03.747		276	33	2:00.342	36.340	98	30.520	276	53.482	194	276
17	6:30.568	5:06.059	98	30.508	275	54.001	195	275	34		36.355	98	30.694	277			277

85 Wolf, DEU/ Afanasiev, RUS/ Dusseldorp, NLD , **theoretical besttime: 1:58.120**

1	2:28.779	1:01.714	96	31.399	274	55.666	194	274	18	8:17.963	6:51.333	94	31.261	276	55.369	196	276
2	2:01.735	37.510	101	30.343	278	53.882	195	278	19	1:59.043	35.922	102	30.234	278	52.887	196	278
3	2:00.169	36.741	***104***	30.201	278	53.227	194	278	20	1:59.774	***35.587***	101	30.068	280	54.119	196	280
4	1:59.672	36.130	102	30.281	278	53.261	195	278	21	1:58.486	35.665	102	30.192	277	52.629	195	277
5	2:00.000	36.324	102	30.142	278	53.534	195	278	22	***1:58.296***	35.664	101	30.096	277	***52.536***	196	277
6	1:59.885	36.475	103	***29.997***	***281***	53.413	194	***281***	23	2:09.543	35.954	98	30.729	278	1:02.860		278
7	2:11.093	36.617	100	30.182	278	1:04.294		278	24	6:21.495	4:55.394	102	30.530	276	55.571	***196***	276
8	6:40.545	5:15.759	103	30.721	276	54.065	193	276	25	2:02.872	38.234	98	30.535	277	54.103	196	277
9	2:06.453	37.393	100	30.268	280	58.792	194	280	26	1:59.927	36.490	101	30.200	276	53.237	195	276
10	1:59.824	36.329	99	30.208	279	53.287	194	279	27	2:02.322	36.585	94	30.902	276	54.835	196	276
11	2:02.564	36.650	100	30.123	278	55.791	195	278	28	1:59.854	36.341	99	30.300	277	53.213	195	277
12	2:12.505	37.630	100	30.323	276	1:04.552		276	29	1:59.644	35.984	100	30.419	279	53.241	196	279
13	4:40.311	3:12.228	97	33.225	236	54.858	196	236	30	2:27.798	36.023	97	30.563	277	1:21.212		277
14	2:00.508	36.173	101	30.277	277	54.058	196	277	31	6:45.145	5:16.235	97	30.539	277	58.371	196	277
15	2:00.130	36.359	99	30.231	278	53.540	195	278	32	2:00.383	36.668	98	30.245	278	53.470	195	278
16	1:59.792	36.018	98	30.219	277	53.555	194	277	33	1:59.629	36.115	99	30.229	280	53.285	194	280
17	2:11.002	36.237	97	30.755	278	1:04.010		278	34		40.005	91	34.405	235			235

90 Rizzoli, ITA/ Gai, ITA/ Castellacci, MCO , **theoretical besttime: 1:58.862**

1	4:37.395	3:09.813	98	30.748	***281***	56.834	195	***281***	18	2:00.253	36.249	96	30.240	281	53.764	195	281
2	2:00.437	36.453	97	30.167	281	53.817	197	281	19	1:59.755	***35.682***	96	30.298	281	53.775	195	281
3	1:59.829	35.892	93	30.060	280	53.877	196	280	20	***1:59.120***	35.798	96	29.932	280	53.390	196	280
4	2:00.051	36.184	96	30.141	276	53.726	195	276	21	4:07.525	35.944	95	30.162	281	3:01.419		281
5	1:59.661	35.952	97	29.948	280	53.761	195	280	22	2:24.363	57.558	99	30.706	281	56.099	196	281
6	4:50.195	36.206	97	30.264	281	3:43.725		281	23	2:00.728	36.026	101	29.900	280	54.802	***198***	280
7	2:28.855	1:02.088	101	31.460	249	55.307	196	249	24	2:00.119	36.336	***102***	***29.868***	280	53.915	196	280
8	2:00.597	36.139	95	30.164	279	54.294	196	279	25	1:59.744	35.758	98	30.043	280	53.943	197	280
9	2:00.507	36.262	92	30.021	280	54.224	196	280	26	4:24.189	36.379	98	30.022	280	3:17.788		280
10	2:02.329	36.152	98	31.368	279	54.809	195	279	27	2:20.906	56.366	100	30.267	280	54.273	193	280
11	6:17.838	36.499	96	32.070	239	5:09.269		239	28	2:02.086	36.141	101	30.116	279	55.829	197	279
12	2:22.362	56.899	99	30.547	281	54.916	193	281	29	1:59.253	35.976	100	29.965	280	***53.312***	196	280
13	2:01.087	36.516	99	30.251	280	54.320	195	280	30	6:36.826	36.406	99	36.921	250	5:23.499		250
14	2:00.976	36.453	101	30.108	280	54.415	196	280	31	2:29.285	1:04.634	97	30.545	280	54.106	197	280
15	2:00.581	36.371	98	30.081	279	54.129	197	279	32	2:00.497	36.350	98	30.183	280	53.964	197	280

Blancpain Endurance Series

Lap analysis Pre Qualifying Practice

Provisional

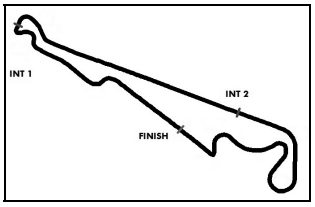

Circuit Paul Ricard Short, Length: 5791 m
Air temperature: 27.4°C
Track temperature: 37.5°C
Weather condition: Dry

Friday 27.6.2014 15:00

Lap analysis: Pre Qualifying Practice

Lap	Time	SE1	SP1	SE2	SP2	SE3	SP3	TSP	Lap	Time	SE1	SP1	SE2	SP2	SE3	SP3	TSP
16	5:09.690	36.262	99	30.008	280	4:03.420		280	33	1:59.592	35.890	97	30.193	280	53.509	196	280
17	2:26.914	58.539	97	30.932	279	57.443	195	279	34		35.726	98	33.193	280			280

91 Mezard, FRA/ Perrodo, FRA , , **theoretical besttime: 2:01.114**

1	4:32.532								17	2:02.525	37.132	102	30.481	280	54.912	195	280
2	5:08.819	1:13.644	76	40.761	168	3:14.414		168	18	2:04.095	37.423	94	30.818	***281***	55.854	196	***281***
3	2:39.217	1:06.651	75	34.257	280	58.309	194	280	19	2:02.233	36.692	99	30.605	279	54.936	196	279
4	2:07.532	38.003	102	31.751	279	57.778	195	279	20	2:04.590	37.413	99	31.884	279	55.293	***197***	279
5	2:07.733	39.406	97	32.144	267	56.183	196	267	21	6:12.390	37.414	101	30.354	279	5:04.622		279
6	2:04.668	37.779	101	30.686	***281***	56.203	195	***281***	22	2:24.932	58.362	99	31.404	279	55.166	195	279
7	2:03.976	37.429	100	30.637	278	55.910	196	278	23	2:02.897	37.157	99	30.722	280	55.018	195	280
8	2:03.808	37.544	98	30.455	279	55.809	196	279	24	2:06.022	38.995	100	30.852	273	56.175	195	273
9	2:03.842	37.641	100	30.491	279	55.710	195	279	25	2:03.066	37.320	100	30.602	***281***	55.144	195	***281***
10	2:05.545	38.819	99	30.621	***281***	56.105	196	***281***	26	2:02.259	37.081	101	30.571	280	54.607	196	280
11	2:03.951	37.633	100	30.569	280	55.749	196	280	27	2:03.638	37.197	101	30.742	270	55.699	196	270
12	2:05.811	38.245	95	31.123	280	56.443	195	280	28	2:06.492	38.221	***103***	30.627	278	57.644	195	278
13	2:02.400	37.008	99	***30.319***	***281***	55.073	196	***281***	29	2:05.326	36.934	100	31.473	221	56.919	196	221
14	6:53.295	38.387	99	30.678	273	5:44.230		273	30	***2:01.438***	***36.657***	95	30.643	280	***54.138***	195	280
15	2:26.352	58.292	96	32.405	278	55.655	195	278	31		37.792	91	44.587	170			170
16	2:03.118	37.313	101	30.617	280	55.188	196	280									

93 Dermont, FRA/ Perera, FRA , , **theoretical besttime: 1:57.883**

1	3:03.839	1:37.342	95	30.864	279	55.633	195	279	17	2:02.298	37.117	92	30.738	276	54.443	192	276
2	2:00.304	36.250	97	30.216	281	53.838	194	281	18	2:02.339	37.168	94	30.566	276	54.605	192	276
3	1:59.614	35.964	98	30.325	280	53.325	194	280	19	2:02.705	37.107	93	30.564	278	55.034	192	278
4	2:10.715	36.100	***98***	30.176	***281***	1:04.439		***281***	20	2:02.455	36.997	94	30.869	276	54.589	192	276
5	6:16.529	4:51.690	92	30.608	276	54.231	193	276	21	2:02.221	36.828	92	30.648	277	54.745	192	277
6	2:00.157	36.192	96	30.178	278	53.787	194	278	22	2:02.616	37.272	93	30.551	278	54.793	192	278
7	2:12.012	36.351	96	30.191	279	1:05.470		279	23	2:02.542	36.916	93	30.993	277	54.633	193	277
8	6:00.109	4:34.726	95	30.872	277	54.511	194	277	24	2:15.260	36.898	94	30.642	276	1:07.720		276
9	2:09.464	***35.421***	94	30.478	279	1:03.565		279	25	5:12.915	3:46.896	94	31.279	274	54.740	193	274
10	4:22.646	2:59.146	97	30.266	277	53.234	195	277	26	2:01.161	36.523	95	30.471	276	54.167	194	276
11	1:58.220	35.604	96	30.215	279	***52.401***	195	279	27	2:00.249	36.242	97	30.381	278	53.626	194	278
12	1:58.473	35.631	98	***30.061***	278	52.781	195	278	28	2:27.581	36.306	97	30.291	278	1:20.984		278
13	***1:58.202***	35.710	97	30.081	278	52.411	***195***	278	29	7:04.884	5:35.707	93	30.748	276	58.429	195	276
14	2:29.030	36.042	96	35.731	152	1:17.257		152	30	2:00.792	36.552	97	30.463	277	53.777	194	277
15	8:37.825	7:10.793	92	32.096	273	54.936	190	273	31	1:59.929	36.205	97	30.364	278	53.360	193	278
16	2:03.132	37.281	93	30.759	276	55.092	191	276	32		37.525	94	30.862	279			279

98 Demoustier, FRA/ Lapierre, FRA/ Parente, PRT , **theoretical besttime: 1:58.815**

1	3:32.487	2:02.652	93	31.514	233	58.321	194	233	16	2:01.491	36.152	99	30.483	279	54.856	193	279
2	1:59.326	36.115	100	30.177	281	53.034	192	281	17	2:11.250	36.428	***102***	30.497	279	1:04.325		279
3	2:14.720	41.312	88	32.297	213	1:01.111	194	213	18	8:45.510	7:19.710	96	30.717	276	55.083	195	276
4	***1:58.883***	35.992	100	***30.066***	281	***52.825***	193	281	19	2:00.079	36.317	97	30.274	278	53.488	193	278
5	2:12.024	37.705	94	31.049	279	1:03.270		279	20	2:00.211	36.182	101	30.213	281	53.816	193	281
6	6:19.479	4:52.862	95	31.468	276	55.149	194	276	21	2:00.576	36.060	97	30.331	280	54.185	193	280
7	2:00.817	36.565	100	30.133	279	54.119	193	279	22	2:00.312	36.251	95	30.328	279	53.733	194	279
8	2:16.192	39.746	86	37.833	231	58.613	193	231	23	2:12.404	36.364	98	30.438	278	1:05.602		278
9	2:00.409	36.264	100	30.284	278	53.861	193	278	24	6:08.523	4:41.877	100	30.993	276	55.653	193	276
10	2:17.606	36.085	100	36.691	268	1:04.830		268	25	2:01.819	36.593	99	30.506	279	54.720	194	279
11	9:55.754	8:30.048	99	30.917	276	54.789	195	276	26	2:11.232	36.323	99	30.764	278	1:04.145		278
12	2:01.089	36.235	100	30.356	278	54.498	194	278	27	7:51.462	6:25.934	98	30.673	277	54.855	***195***	277
13	2:01.418	36.242	100	30.294	281	54.882	194	281	28	2:01.427	36.772	100	30.407	279	54.248	194	279
14	1:59.965	***35.924***	100	30.261	***282***	53.780	194	***282***	29	2:00.903	36.406	97	30.517	279	53.980	194	279
15	2:03.250	36.779	99	30.542	281	55.929	194	281	30		36.366	99	30.548	278			278

Blancpain Endurance Series

Lap analysis Pre Qualifying Practice

Provisional

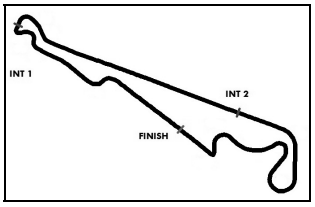

Circuit Paul Ricard Short, Length: 5791 m
Air temperature: 27.4°C
Track temperature: 37.5°C
Weather condition: Dry

Friday 27.6.2014 15:00

Lap analysis: Pre Qualifying Practice

99 Korjus, EST/ Soucek, ESP/ Estre, FRA , **theoretical besttime: 1:58.934**

Lap	Time	SE1	SP1	SE2	SP2	SE3	SP3	TSP	Lap	Time	SE1	SP1	SE2	SP2	SE3	SP3	TSP
1	4:33.810	3:07.131	98	30.546	278	56.133	193	278	16	2:00.469	36.287	100	30.473	278	53.709	194	278
2	1:59.675	***35.959***	104	30.683	278	53.033	192	278	17	2:05.978	36.357	98	30.302	281	59.319	194	281
3	2:18.051	42.938	89	32.883	262	1:02.230	193	262	18	2:00.335	36.194	97	30.383	280	53.758	***194***	280
4	***1:59.066***	36.091	104	***30.238***	279	***52.737***	193	279	19	2:11.030	36.289	100	35.369	211	59.372	194	211
5	2:18.278	39.688	93	32.487	249	1:06.103		249	20	2:00.669	36.095	99	30.464	279	54.110	193	279
6	8:46.777	7:20.804	96	30.873	276	55.100	193	276	21	2:00.212	36.115	101	30.450	277	53.647	194	277
7	1:59.725	35.999	101	30.315	280	53.411	192	280	22	2:10.402	36.362	99	30.632	278	1:03.408		278
8	2:22.056	41.002	67	34.905	262	1:06.149		262	23	3:46.546	2:17.214	98	33.167	265	56.165	194	265
9	9:15.846	7:50.876	***104***	30.975	276	53.995	193	276	24	2:00.700	36.391	99	30.613	277	53.696	193	277
10	1:59.845	35.964	102	30.350	278	53.531	193	278	25	2:01.840	36.315	98	31.638	276	53.887	193	276
11	2:00.328	36.196	103	30.419	278	53.713	193	278	26	2:26.357	36.173	97	30.560	269	1:19.624		269
12	1:59.783	35.991	102	30.309	279	53.483	193	279	27	6:31.357	5:06.525	96	30.699	276	54.133	194	276
13	2:00.638	36.317	102	30.386	***283***	53.935	193	***283***	28	2:00.634	36.183	98	30.432	279	54.019	194	279
14	2:09.773	36.179	101	30.424	279	1:03.170		279	29	2:09.649	36.155	99	30.450	279	1:03.044		279
15	9:21.371	7:51.758	95	32.390	274	57.223	193	274									

333 Solikhov, RUS/ Kogay, RUS/ Seefried, DEU , **theoretical besttime: 1:59.178**

Lap	Time	SE1	SP1	SE2	SP2	SE3	SP3	TSP	Lap	Time	SE1	SP1	SE2	SP2	SE3	SP3	TSP
1	2:34.887	1:08.030	96	31.748	280	55.109	196	280	18	2:04.851	37.588	99	30.779	280	56.484	194	280
2	2:00.473	36.463	100	29.812	280	54.198	195	280	19	2:05.005	38.639	101	30.532	280	55.834	195	280
3	1:59.470	***35.882***	100	30.061	281	***53.527***	196	281	20	2:04.510	37.924	99	30.635	280	55.951	195	280
4	1:59.440	35.891	***103***	29.924	280	53.625	197	280	21	2:03.990	37.366	97	30.494	280	56.130	192	280
5	1:59.636	35.961	99	30.073	280	53.602	196	280	22	2:03.769	37.406	95	30.341	279	56.022	194	279
6	***1:59.265***	35.942	100	***29.769***	280	53.554	***198***	280	23	2:04.700	37.278	99	30.600	279	56.822	193	279
7	6:41.281	36.471	96	29.883	280	5:34.927		280	24	7:28.544	37.893	97	30.494	280	6:20.157		280
8	2:20.212	55.974	99	30.188	280	54.050	195	280	25	2:24.051	57.451	96	30.898	278	55.702	196	278
9	2:00.510	36.184	100	30.036	281	54.290	198	281	26	2:03.896	38.067	98	30.469	279	55.360	197	279
10	7:13.537	36.218	99	30.115	281	6:07.204		281	27	2:04.401	37.132	101	31.950	281	55.319	195	281
11	2:21.670	57.209	97	30.310	281	54.151	196	281	28	2:02.989	37.184	99	30.426	280	55.379	195	280
12	2:00.820	36.538	97	30.228	280	54.054	196	280	29	6:29.317	38.992	84	43.061	193	5:07.264		193
13	5:26.255	36.438	99	30.131	280	4:19.686		280	30	2:29.396	1:02.340	94	30.628	279	56.428	196	279
14	2:28.482	1:00.266	93	31.491	***281***	56.725	195	***281***	31	2:04.509	38.306	94	30.838	***281***	55.365	196	***281***
15	2:05.215	37.893	98	30.768	280	56.554	195	280	32	2:02.952	37.088	97	30.423	280	55.441	197	280
16	2:05.475	37.607	97	30.660	281	57.208	194	281	33		41.078	94	31.714	279			279
17	2:04.818	37.628	95	30.672	279	56.518	195	279									

350 Duqueine, FRA/ Gorini, FRA/ Lanchere, FRA , **theoretical besttime: 2:00.220**

Lap	Time	SE1	SP1	SE2	SP2	SE3	SP3	TSP	Lap	Time	SE1	SP1	SE2	SP2	SE3	SP3	TSP
1	3:19.320	1:50.248	90	33.270	267	55.802	193	267	18	2:01.417	36.748	***104***	30.525	276	54.144	196	276
2	2:03.281	37.329	100	30.490	***280***	55.462	190	***280***	19	2:00.623	36.656	102	30.385	276	***53.582***	192	276
3	2:03.204	37.080	97	30.409	***280***	55.715	194	***280***	20	2:00.829	36.690	102	***30.238***	278	53.901	195	278
4	2:02.381	36.990	99	30.596	***280***	54.795	193	***280***	21	***2:00.604***	36.454	104	30.406	278	53.744	193	278
5	2:03.193	37.180	97	30.426	***280***	55.587	195	***280***	22	2:06.267	36.835	103	31.009	276	58.423	195	276
6	2:02.298	37.104	100	30.386	***280***	54.808	194	***280***	23	5:41.956	36.741	102	30.563	278	4:34.652		278
7	2:02.246	37.001	100	30.395	279	54.850	193	279	24	2:37.041	1:02.887	89	32.267	273	1:01.887	194	273
8	2:02.502	37.084	100	30.372	279	55.046	193	279	25	2:08.107	37.717	97	33.345	223	57.045	194	223
9	5:02.627	37.484	97	30.608	***280***	3:54.535		***280***	26	2:04.843	38.475	97	31.328	276	55.040	***197***	276
10	6:25.739	59.169	97	30.943	278	4:55.627		278	27	2:03.099	37.136	98	30.874	278	55.089	196	278
11	2:31.408	1:03.554	100	31.878	271	55.976	193	271	28	2:02.277	***36.400***	94	31.292	276	54.585	195	276
12	5:42.168	38.085	97	30.959	278	4:33.124		278	29	7:00.675	37.112	93	32.512	220	5:51.051		220
13	2:24.117	56.884	93	31.191	276	56.042	194	276	30	2:33.083	1:05.091	95	31.711	273	56.281	194	273
14	2:03.267	37.256	98	30.934	278	55.077	194	278	31	2:06.119	38.442	94	31.461	275	56.216	195	275
15	2:03.139	37.292	97	30.841	279	55.006	194	279	32	2:08.213	37.387	97	31.267	279	59.559	195	279
16	4:02.623	37.249	99	31.116	277	2:54.258		277	33		37.011	96	30.795	278			278
17	2:36.036	1:10.006	95	31.084	275	54.946	191	275									

Blancpain Endurance Series

Lap analysis Pre Qualifying Practice

Provisional

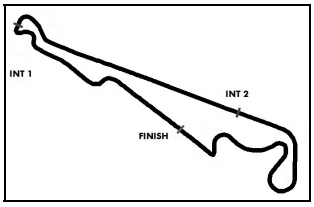

Circuit Paul Ricard Short, Length: 5791 m
Air temperature: 27.4°C
Track temperature: 37.5°C
Weather condition: Dry

Friday 27.6.2014 15:00

Lap analysis: Pre Qualifying Practice

458 Ehret, FRA/ Mattschull, DEU/ Schmickler, DEU , **theoretical besttime: 2:00.714**

Lap	Time	SE1	SP1	SE2	SP2	SE3	SP3	TSP	Lap	Time	SE1	SP1	SE2	SP2	SE3	SP3	TSP
1	2:39.364	1:12.200	94	31.089	***281***	56.075	194	***281***	15	***2:01.014***	***36.296***	99	30.299	***281***	***54.419***	196	***281***
2	2:06.432	37.543	101	30.512	280	58.377	194	280	16	2:01.351	36.373	101	30.249	279	54.729	196	279
3	2:03.804	37.419	99	30.591	280	55.794	195	280	17	6:12.379	38.055	85	31.326	279	5:02.998		279
4	2:03.402	37.130	97	30.369	280	55.903	195	280	18	2:54.249	1:16.084	53	40.228	211	57.937	194	211
5	2:02.428	37.063	***103***	30.244	***281***	55.121	195	***281***	19	2:02.803	37.295	100	30.573	***281***	54.935	195	***281***
6	2:02.607	36.859	98	30.126	***281***	55.622	196	***281***	20	2:02.026	36.810	100	30.267	***281***	54.949	196	***281***
7	2:04.272	36.880	99	30.564	***281***	56.828	196	***281***	21	2:01.423	36.674	100	30.118	280	54.631	195	280
8	2:03.107	37.114	97	30.440	***281***	55.553	194	***281***	22	2:02.786	36.792	98	30.014	280	55.980	192	280
9	4:58.984	37.524	80	31.704	***281***	3:49.756		***281***	23	2:34.282	42.613	80	42.855	179	1:08.814	195	179
10	2:44.686	1:08.733	82	35.461	258	1:00.492	194	258	24	2:25.121	36.625	98	34.543	204	1:13.953	197	204
11	2:01.980	36.819	98	30.431	280	54.730	196	280	25	2:01.564	36.597	99	30.331	280	54.636	195	280
12	2:01.669	36.626	97	30.308	280	54.735	196	280	26	2:01.778	36.769	101	***29.999***	***281***	55.010	196	***281***
13	2:01.298	36.553	98	30.299	280	54.446	***197***	280	27	2:08.612	37.809	100	30.454	280	1:00.349	197	280
14	2:01.268	36.375	100	30.242	279	54.651	194	279	28		36.492	100	30.355	279			279

Blancpain Endurance Series

Vmax list Pre Qualifying Practice

Provisional

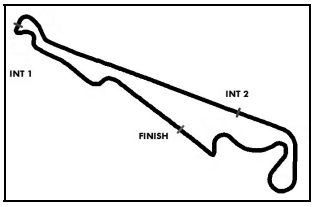

Circuit Paul Ricard Short, Length: 5791 m
Air temperature: 27.0°C
Track temperature: 38.1°C
Weather condition: Dry

Friday 27.6.2014 15:00

Nr	Team, Car, Driver, Nat	Top speed
80	**Nissan GT Academy Team RJN, Nissan GT-R Nismo GT3**	
	McMillen Nick , GBR	288,77 km/h
	Strauss Florian , DEU	
	Buncombe Alex , GBR	
35	**Nissan GT Academy Team RJN, Nissan GT-R Nismo GT3**	
	Aksenov Stanislav , RUS	286,47 km/h
	Faisca Miguel , PRT	
	Chiyo Katsumasa , JPN	
70	**Graff Racing, Porsche 997 GT3 R**	
	Martins Lonni , FRA	284,21 km/h
	Trouillet Eric , FRA	
	Berville Roland , FRA	
99	**ART Grand Prix, McLaren MP4-12C**	
	Korjus Kevin , EST	282,72 km/h
	Soucek Andy , ESP	
	Estre Kevin , FRA	
19	**Black Falcon, Mercedes SLS AMG GT3**	
	Haupt Hubert , DEU	281,98 km/h
	Al Faisal Abdulaziz , SAU	
	Simonsen Andreas , SWE	
17	**Insightracing with Flex-Box, Ferrari 458 Italia**	
	Andersen Dennis , DNK	281,98 km/h
	Jensen Martin , DNK	
98	**ART Grand Prix, McLaren MP4-12C**	
	Demoustier Gregoire , FRA	281,98 km/h
	Lapierre Nicolas , FRA	
	Parente Alvaro , PRT	
15	**Boutsen Ginion, McLaren MP4-12C**	
	Ojjeh Karim A. , SAU	281,98 km/h
	Grotz Oliver ,	
	Vervisch Frederic , BEL	
11	**Kessel Racing, Ferrari 458 Italia**	
	Broniszewski Michael , POL	281,25 km/h
	Bonacini Alessandro , ITA	
	Frezza Marco , ITA	
93	**Pro GT by Almeras, Porsche 997 GT3 R**	
	Dermont Eric , FRA	281,25 km/h
	Perera Franck , FRA	
84	**HTP Motorsport, Mercedes SLS AMG GT3**	
	Primat Harold , CHE	281,25 km/h
	Verdonck Nico , BEL	
	Buhk Maximilian , DEU	

Blancpain Endurance Series

Vmax list Pre Qualifying Practice

Provisional

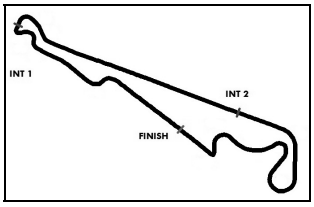

Circuit Paul Ricard Short, Length: 5791 m
Air temperature: 27.0°C
Track temperature: 38.1°C
Weather condition: Dry

Friday 27.6.2014 15:00

Nr	Team, Car, Driver, Nat	Top speed
90	**Scuderia Villorba Corse, Ferrari 458 Italia**	
	Rizzoli Andrea , ITA	281,25 km/h
	Gai Stefano , ITA	
	Castellacci Francesco , MCO	
333	**GT Corse by Rinaldi, Ferrari 458 Italia**	
	Solikhov Rinat , RUS	281,25 km/h
	Kogay Vadim , RUS	
	Seefried Marco , DEU	
51	**AF Corse, Ferrari 458 Italia**	
	Barreiros Filipe , PRT	281,25 km/h
	Mann Peter , GBR	
	Guedes Francisco , PRT	
41	**Sport Garage, Ferrari 458 Italia**	
	Debs Sylvain , FRA	281,25 km/h
	Cabannes George , FRA	
	Delhez Bernard , BEL	
85	**HTP Motorsport, Mercedes SLS AMG GT3**	
	Wolf Luca , DEU	280,52 km/h
	Afanasiev Sergei , RUS	
	Dusseldorp Stef , NLD	
50	**AF Corse, Ferrari 458 Italia**	
	Danyliw Andrew , CDN	280,52 km/h
	Knap Simon , NLD	
	Sonvico Andrea , ITA	
42	**Sport Garage, Ferrari 458 Italia**	
	Vannelet Gilles , FRA	280,52 km/h
	Albert Michael , BEL	
	Lemeret Stephane , BEL	
458	**GT Corse by Rinaldi, Ferrari 458 Italia**	
	Ehret Pierre , FRA	280,52 km/h
	Mattschull Alexander , DEU	
	Schmickler Frank , DEU	
91	**Scuderia Villorba Corse, Ferrari 458 Italia**	
	Mezard Cedric , FRA	280,52 km/h
	Perrodo Francois , FRA	
49	**AF Corse, Ferrari 458 Italia**	
	Blank Howard , USA	280,52 km/h
	Bachelier Jan Marc , FRA	
	Mallegol Yannick , FRA	
350	**Duqueine Engineering, Ferrari 458 Italia**	
	Duqueine Gilles , FRA	279,79 km/h
	Gorini Leonardo , FRA	
	Lanchere Paul , FRA	

Blancpain Endurance Series

Vmax list Pre Qualifying Practice

Provisional

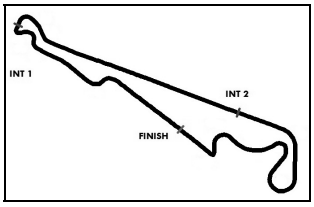

Circuit Paul Ricard Short, Length: 5791 m
Air temperature: 27.0°C
Track temperature: 38.1°C
Weather condition: Dry

Friday 27.6.2014 15:00

Nr	Team, Car, Driver, Nat	Top speed
4	**Belgian Audi Club Team WRT, Audi R8 LMS Ultra**	
	Weerts Yves , BEL	279,79 km/h
	Blanchemain Jean Luc , FRA	
	Hirschi Pierre , CHE	
16	**Boutsen Ginion, McLaren MP4-12C**	
	Demirdjan Alex , LIB	279,07 km/h
	van der Drift Chris , NZL	
	Sarkissian Shahan , LIB	
55	**Brothers Racing Team, Audi R8 LMS Ultra**	
	Zheng Sun , CHN	278,35 km/h
	Cheng Congfu , CHN	
	Couto Andre , MAC	
26	**Sainteloc Racing, Audi R8 LMS Ultra**	
	Ortelli Stephane , MCO	276,92 km/h
	Sandstroem Edward , SWE	
	Guilvert Gregory , FRA	
22	**Team Parker Racing, Audi R8 LMS Ultra**	
	Loggie Ian , GBR	276,92 km/h
	Jones Chris , GBR	
	Westwood Julian , GBR	
18	**Black Falcon, Mercedes SLS AMG GT3**	
	Loboda Yuri , RUS	276,92 km/h
	Loboda Mikail , RUS	
	Lunkin Vladimir , RUS	
3	**Belgian Audi Club Team WRT, Audi R8 LMS Ultra**	
	Nash James , GBR	276,21 km/h
	Stippler Frank , DEU	
	Mies Christopher , DEU	
38	**MP Motorsport AMR, Aston Martin Vantage GT3**	
	Poole Mark , GBR	275,51 km/h
	Abra Richard , GBR	
	Osborne Joe , GBR	
25	**Sainteloc Racing, Audi R8 LMS Ultra**	
	Gosselin Claude - Yves , FRA	275,51 km/h
	Lagniez Jean - Claude , FRA	
	Sourd Marc , FRA	
8	**M-Sport Bentley, Bentley Continental GT3**	
	D Ambrosio Jerome , BEL	274,81 km/h
	Tappy Duncan , GBR	
	Leclerc Antoine , FRA	
2	**Belgian Audi Club Team WRT, Audi R8 LMS Ultra**	
	Teneketzian Harry , FRA	274,81 km/h
	Pourquie Stephane , FRA	
	Chaix Gregoire , FRA	

Blancpain Endurance Series

Vmax list Pre Qualifying Practice

Provisional

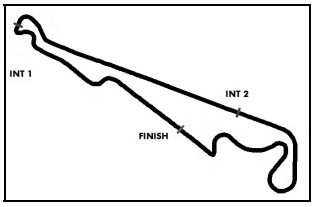

Circuit Paul Ricard Short, Length: 5791 m
Air temperature: 27.0°C
Track temperature: 38.1°C
Weather condition: Dry

Friday 27.6.2014 15:00

Nr	Team, Car, Driver, Nat	Top speed
12	**TDS Racing, BMW Z4**	
	Hassid Henry , FRA	274,11 km/h
	Catsburg Nick , NLD	
10	**TDS Racing, BMW Z4**	
	Clement Eric , FRA	274,11 km/h
	Lariche Benjamin , FRA	
	Armindo Nicolas , FRA	
43	**ROAL Motorsport, BMW Z4**	
	Comandini Stephane , ITA	274,11 km/h
	Amos Eugenio , ITA	
	Colombo Stefano , ITA	
79	**Ecurie Ecosse, BMW Z4**	
	Smith Andrew , GBR	273,42 km/h
	McCaig Alasdair , GBR	
	Bryant Oliver , GBR	
7	**M-Sport Bentley, Bentley Continental GT3**	
	Smith Guy , GBR	272,73 km/h
	Meyrick Andy , GBR	
	Kane Steven , GBR	
1	**Belgian Audi Club Team WRT, Audi R8 LMS Ultra**	
	Ramos Cesar , BRA	272,73 km/h
	Basseng Marc , DEU	
	Vanthoor Laurens , BEL	
44	**Oman Racing Team, Aston Martin Vantage GT3**	
	Al Harthy Ahmad , OMA	272,04 km/h
	Jelley Stephen , GBR	
	Caine Michael , GBR	
14	**Emil Frey Racing, Emil Frey G3 Jaguar**	
	Frey Lorenz , CHE	200,00 km/h
	Gardel Gabriele , CHE	
	Barth Fredy , CHE	

Blancpain Endurance Series

Combined results Combined Qualifying

Official

Amended
28.6.2014 - 17:47

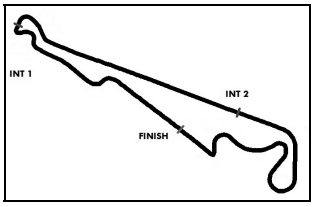

Circuit Paul Ricard Short, Length: 5791 m
Air temperature: 26.3°C
Track temperature: 36.7°C
Weather condition: Dry

Saturday 28.6.2014 11:20

started : 41 **classified : 41** **not classified : 0**

	Nr. / Cl.	Drivers / Car	Team / Entrant	Time 1	Time 2	Time 3	Gap
1	98	Demoustier/Lapierre/Parente	**ART Grand Prix**	2:14.241	2:12.802	**1:57.198**	
	PRO	McLaren MP4-12C	ART Grand Prix				
2	85	Wolf/Afanasiev/**Dusseldorp**	**HTP Motorsport**	1:59.218	1:58.872	**1:57.530**	**0.332**
	PRO	Mercedes SLS AMG GT3	HTP Motorsport				
3	12	Hassid/**Catsburg**	**TDS Racing**		2:00.090	**1:57.643**	**0.445**
	PAM	BMW Z4	Thiriet by TDS Racing				
4	35	Aksenov/Faisca/**Chiyo**	**Nissan GT Academy Team RJN**	2:02.625	1:59.730	**1:57.689**	**0.491**
	PAM	Nissan GT-R Nismo GT3	Nissan GT Academy Team RJN				
5	10	Clement/Lariche/**Armindo**	**TDS Racing**	2:01.005	1:59.703	**1:57.743**	**0.545**
	PAM	BMW Z4	Thiriet by TDS Racing				
6	26	Sandstroem/Ortelli/**Guilvert**	**Sainteloc Racing**	2:01.736	1:58.982	**1:57.971**	**0.773**
	PRO	Audi R8 LMS Ultra	Sainteloc Junior Team				
7	7	Smith/Meyrick/**Kane**	**M-Sport Bentley**	2:00.412	2:00.187	**1:57.984**	**0.786**
	PRO	Bentley Continental GT3	M-Sport Bentley				
8	99	Korjus/**Soucek**/Estre	**ART Grand Prix**	2:17.685	**1:58.016**		**0.818**
	PRO	McLaren MP4-12C	ART Grand Prix				
9	90	Rizzoli/Gai/**Castellacci**	**Scuderia Villorba Corse**	1:59.563	1:58.673	**1:58.050**	**0.852**
	PAM	Ferrari 458 Italia	Scuderia Vilorba Corse SRL				
10	84	Primat/Verdonck/**Buhk**	**HTP Motorsport**	2:00.346	1:58.894	**1:58.158**	**0.960**
	PRO	Mercedes SLS AMG GT3	HTP Motorsport				
11	19	Haupt/Al Faisal/**Simonsen**	**Black Falcon**	2:01.400	2:02.098	**1:58.282**	**1.084**
	PRO	Mercedes SLS AMG GT3	Black Falcon				
12	3	**Mies**/Nash/Stippler	**Belgian Audi Club Team WRT**	**1:58.322**		1:59.008	**1.124**
	PRO	Audi R8 LMS Ultra	Belgian Audi Club Team WRT				
13	333	Solikhov/Kogay/**Seefried**	**GT Corse by Rinaldi**	2:02.102	2:04.982	**1:58.344**	**1.146**
	PAM	Ferrari 458 Italia	GT Corse by Rinaldi				
14	38	Poole/Abra/**Osborne**	**MP Motorsport AMR**	2:03.470	1:59.173	**1:58.406**	**1.208**
	PAM	Aston Martin Vantage GT3	Aston Martin Racing				
15	8	D Ambrosio/**Tappy**/Leclerc	**M-Sport Bentley**	2:00.355	**1:58.412**		**1.214**
	PRO	Bentley Continental GT3	M-Sport Bentley				
16	93	Dermont/**Perera**	**Pro GT by Almeras**		2:02.376	**1:58.460**	**1.262**
	PAM	Porsche 997 GT3 R	Pro GT by Almeras				
17	17	Andersen/**Jensen**	**Insightracing with Flex-Box**		2:01.267	**1:58.536**	**1.338**
	PAM	Ferrari 458 Italia	Insightracing dk				
18	43	Comandini/Amos/**Colombo**	**ROAL Motorsport**	2:01.279	2:00.305	**1:58.542**	**1.344**
	PAM	BMW Z4	ROAL Motorsport				
19	44	Caine/Al Harthy/**Jelley**	**Oman Racing Team**	1:58.835	1:59.292	**1:58.560**	**1.362**
	PRO	Aston Martin Vantage GT3	Oman Racing Team				
20	79	Smith/McCaig/**Bryant**	**Ecurie Ecosse**	2:01.594	2:01.498	**1:58.583**	**1.385**
	PAM	BMW Z4	Alasdair McCaig				
21	50	Danyliw/**Sonvico**/Knap	**AF Corse**	2:01.756	1:59.357	**1:58.584**	**1.386**
	PAM	Ferrari 458 Italia	AF Corse				
22	11	Broniszewski/Bonacini/**Frezza**	**Kessel Racing**	2:00.808	1:58.649	**1:58.621**	**1.423**
	PAM	Ferrari 458 Italia	Kessel Racing				
23	1	Ramos/Basseng/**Vanthoor**	**Belgian Audi Club Team WRT**	1:59.342	1:59.218	**1:58.747**	**1.549**
	PRO	Audi R8 LMS Ultra	Belgian Audi Club Team WRT				
24	51	Barreiros/Mann/**Guedes**	**AF Corse**	2:02.512	2:03.984	**1:58.875**	**1.677**
	GTR	Ferrari 458 Italia	AF Corse				
25	42	Vannelet/Albert/**Lemeret**	**Sport Garage**	2:02.268	2:03.274	**1:59.194**	**1.996**
	PAM	Ferrari 458 Italia	Gilles Vannelet				

Blancpain Endurance Series

Combined results Combined Qualifying

Official

Amended
28.6.2014 - 17:47

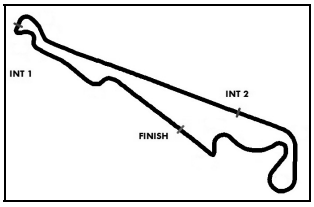

Circuit Paul Ricard Short, Length: 5791 m
Air temperature: 26.3°C
Track temperature: 36.7°C
Weather condition: Dry

Saturday 28.6.2014 11:20

started : 41 **classified : 41** **not classified : 0**

	Nr.	Drivers	Team	Time 1	Time 2	Time 3	Gap
	Cl.	Car	Entrant				
26	458	Ehret/**Mattschull**/Schmickler	**GT Corse by Rinaldi**	2:01.675	**1:59.234**	2:00.090	**2.036**
	GTR	Ferrari 458 Italia	GT Corse by Rinaldi				
27	70	**Martins**/Trouillet/Berville	**Graff Racing**	**1:59.372**	2:01.417	2:03.136	**2.174**
	PAM	Porsche 997 GT3 R	Eric Trouillet				
28	55	Zheng/Cheng/**Couto**	**Brothers Racing Team**	2:02.151	1:59.595	**1:59.398**	**2.200**
	PRO	Audi R8 LMS Ultra	Brothers Racing Team				
29	16	Sarkissian/Demirdjan/**van der Drift**	**Boutsen Ginion**	2:02.529	2:03.495	**1:59.617**	**2.419**
	PAM	McLaren MP4-12C	Boutsen Ginion Racing				
30	15	Ojjeh/Grotz/**Vervisch**	**Boutsen Ginion**	2:03.535	2:03.891	**1:59.891**	**2.693**
	PAM	McLaren MP4-12C	Boutsen Ginion Racing				
31	350	Duqueine/Gorini/**Lanchere**	**Duqueine Engineering**	2:01.225	2:01.135	**1:59.895**	**2.697**
	GTR	Ferrari 458 Italia	Duqueine Engineering				
32	14	Frey/Gardel/**Barth**	**Emil Frey Racing**	2:02.804	2:01.206	**2:00.317**	**3.119**
	PAM	Emil Frey G3 Jaguar	Emil Frey Racing				
33	91	Mezard/**Perrodo**	**Scuderia Villorba Corse**		2:02.160	**2:00.382**	**3.184**
	GTR	Ferrari 458 Italia	Scuderia Vilorba Corse SRL				
34	80	McMillen/**Strauss**/Buncombe	**Nissan GT Academy Team RJN**	2:02.906	**2:00.911**		**3.713**
	PAM	Nissan GT-R Nismo GT3	Nissan GT Academy Team RJN				
35	4	Kelders/Blanchemain/**Hirschi**	**Belgian Audi Club Team WRT**	2:02.295	2:03.213	**2:01.336**	**4.138**
	GTR	Audi R8 LMS Ultra	Belgian Audi Club Team WRT				
36	22	Jones/**Loggie**/Westwood	**Team Parker Racing**	**2:01.493**	2:03.224	2:03.072	**4.295**
	GTR	Audi R8 LMS Ultra	Team Parker Racing LTD				
37	111	Earle/**Caccia**/Kremer	**Kessel Racing**	2:03.348	2:03.791	**2:01.626**	**4.428**
	GTR	Ferrari 458 Italia	Kessel Racing				
38	18	Loboda/Loboda/**Lunkin**	**Black Falcon**	**2:01.955**			**4.757**
	PAM	Mercedes SLS AMG GT3	Black Falcon				
39	2	Teneketzian/Pourquie/**Chaix**	**Belgian Audi Club Team WRT**	2:04.556	2:03.681	**2:02.368**	**5.170**
	GTR	Audi R8 LMS Ultra	Belgian Audi Club Team WRT				
40	41	Debs/Cabannes/**Delhez**	**Sport Garage**	2:06.221	2:04.789	**2:02.916**	**5.718**
	GTR	Ferrari 458 Italia	Romain Brandela				
41	25	Lagniez/**Gosselin**/Sourd	**Sainteloc Racing**	2:04.131	**2:04.059**		**6.861**
	GTR	Audi R8 LMS Ultra	Sainteloc Junior Team				

Following stewards decision no. 15,16,19 cancellation of all times of Q3 for car no. 8,80,25

Following stewards decision no. 21 cancellation of all times of Qualifying times for car no.49

Steward: Steward: Steward:

Blancpain Endurance Series

Combined results Combined Qualifying

Official

Amended
28.6.2014 - 17:47

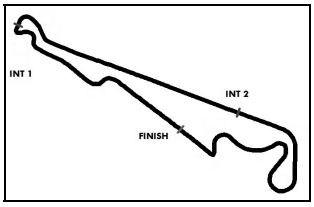

Circuit Paul Ricard Short, Length: 5791 m
Air temperature: 26.3°C
Track temperature: 36.8°C
Weather condition: Dry

Saturday 28.6.2014 11:20

started : 41 **classified : 41** **not classified : 0**

Cl.	Nr.	Drivers / Car	Team / Entrant	Time 1	Time 2	Time 3	Gap
CLASS: PAM							
Started: 19		**Classified: 19**	**Not Classified: 0**				
1	12	Hassid/**Catsburg** BMW Z4	**TDS Racing** Thiriet by TDS Racing		2:00.090	**1:57.643**	
2	35	Aksenov/Faisca/**Chiyo** Nissan GT-R Nismo GT3	**Nissan GT Academy Team RJN** Nissan GT Academy Team RJN	2:02.625	1:59.730	**1:57.689**	**0.046**
3	10	Clement/Lariche/**Armindo** BMW Z4	**TDS Racing** Thiriet by TDS Racing	2:01.005	1:59.703	**1:57.743**	**0.100**
4	90	Rizzoli/Gai/**Castellacci** Ferrari 458 Italia	**Scuderia Villorba Corse** Scuderia Vilorba Corse SRL	1:59.563	1:58.673	**1:58.050**	**0.407**
5	333	Solikhov/Kogay/**Seefried** Ferrari 458 Italia	**GT Corse by Rinaldi** GT Corse by Rinaldi	2:02.102	2:04.982	**1:58.344**	**0.701**
6	38	Poole/Abra/**Osborne** Aston Martin Vantage GT3	**MP Motorsport AMR** Aston Martin Racing	2:03.470	1:59.173	**1:58.406**	**0.763**
7	93	Dermont/**Perera** Porsche 997 GT3 R	**Pro GT by Almeras** Pro GT by Almeras		2:02.376	**1:58.460**	**0.817**
8	17	Andersen/**Jensen** Ferrari 458 Italia	**Insightracing with Flex-Box** Insightracing dk		2:01.267	**1:58.536**	**0.893**
9	43	Comandini/Amos/**Colombo** BMW Z4	**ROAL Motorsport** ROAL Motorsport	2:01.279	2:00.305	**1:58.542**	**0.899**
10	79	Smith/McCaig/**Bryant** BMW Z4	**Ecurie Ecosse** Alasdair McCaig	2:01.594	2:01.498	**1:58.583**	**0.940**
11	50	Danyliw/**Sonvico**/Knap Ferrari 458 Italia	**AF Corse** AF Corse	2:01.756	1:59.357	**1:58.584**	**0.941**
12	11	Broniszewski/Bonacini/**Frezza** Ferrari 458 Italia	**Kessel Racing** Kessel Racing	2:00.808	1:58.649	**1:58.621**	**0.978**
13	42	Vannelet/Albert/**Lemeret** Ferrari 458 Italia	**Sport Garage** Gilles Vannelet	2:02.268	2:03.274	**1:59.194**	**1.551**
14	70	**Martins**/Trouillet/Berville Porsche 997 GT3 R	**Graff Racing** Eric Trouillet	**1:59.372**	2:01.417	2:03.136	**1.729**
15	16	Sarkissian/Demirdjan/**van der Drift** McLaren MP4-12C	**Boutsen Ginion** Boutsen Ginion Racing	2:02.529	2:03.495	**1:59.617**	**1.974**
16	15	Ojjeh/Grotz/**Vervisch** McLaren MP4-12C	**Boutsen Ginion** Boutsen Ginion Racing	2:03.535	2:03.891	**1:59.891**	**2.248**
17	14	Frey/Gardel/**Barth** Emil Frey G3 Jaguar	**Emil Frey Racing** Emil Frey Racing	2:02.804	2:01.206	**2:00.317**	**2.674**
18	80	McMillen/**Strauss**/Buncombe Nissan GT-R Nismo GT3	**Nissan GT Academy Team RJN** Nissan GT Academy Team RJN	2:02.906	**2:00.911**		**3.268**
19	18	Loboda/Loboda/**Lunkin** Mercedes SLS AMG GT3	**Black Falcon** Black Falcon	**2:01.955**			**4.312**
CLASS: PRO							
Started: 12		**Classified: 12**	**Not Classified: 0**				
1	98	Demoustier/Lapierre/Parente McLaren MP4-12C	**ART Grand Prix** ART Grand Prix	2:14.241	2:12.802	**1:57.198**	
2	85	Wolf/Afanasiev/**Dusseldorp** Mercedes SLS AMG GT3	**HTP Motorsport** HTP Motorsport	1:59.218	1:58.872	**1:57.530**	**0.332**
3	26	Sandstroem/Ortelli/**Guilvert** Audi R8 LMS Ultra	**Sainteloc Racing** Sainteloc Junior Team	2:01.736	1:58.982	**1:57.971**	**0.773**
4	7	Smith/Meyrick/**Kane** Bentley Continental GT3	**M-Sport Bentley** M-Sport Bentley	2:00.412	2:00.187	**1:57.984**	**0.786**

Blancpain Endurance Series

Combined results Combined Qualifying

Official

Amended
28.6.2014 - 17:47

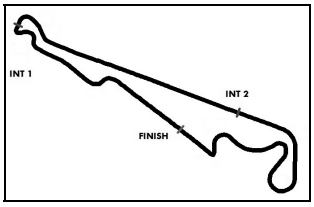

Circuit Paul Ricard Short, Length: 5791 m
Air temperature: 26.3°C
Track temperature: 36.8°C
Weather condition: Dry

Saturday 28.6.2014 11:20

started : 41 classified : 41 not classified : 0

Cl.	Nr.	Drivers / Car	Team / Entrant	Time 1	Time 2	Time 3	Gap
5	99	Korjus/**Soucek**/Estre McLaren MP4-12C	**ART Grand Prix** ART Grand Prix	2:17.685	**1:58.016**		**0.818**
6	84	Primat/Verdonck/**Buhk** Mercedes SLS AMG GT3	**HTP Motorsport** HTP Motorsport	2:00.346	1:58.894	**1:58.158**	**0.960**
7	19	Haupt/Al Faisal/**Simonsen** Mercedes SLS AMG GT3	**Black Falcon** Black Falcon	2:01.400	2:02.098	**1:58.282**	**1.084**
8	3	**Mies**/Nash/Stippler Audi R8 LMS Ultra	**Belgian Audi Club Team WRT** Belgian Audi Club Team WRT	**1:58.322**		1:59.008	**1.124**
9	8	D Ambrosio/**Tappy**/Leclerc Bentley Continental GT3	**M-Sport Bentley** M-Sport Bentley	2:00.355	**1:58.412**		**1.214**
10	44	Caine/Al Harthy/**Jelley** Aston Martin Vantage GT3	**Oman Racing Team** Oman Racing Team	1:58.835	1:59.292	**1:58.560**	**1.362**
11	1	Ramos/Basseng/**Vanthoor** Audi R8 LMS Ultra	**Belgian Audi Club Team WRT** Belgian Audi Club Team WRT	1:59.342	1:59.218	**1:58.747**	**1.549**
12	55	Zheng/Cheng/**Couto** Audi R8 LMS Ultra	**Brothers Racing Team** Brothers Racing Team	2:02.151	1:59.595	**1:59.398**	**2.200**

CLASS: GTR

Started: 10 Classified: 10 Not Classified: 0

Cl.	Nr.	Drivers / Car	Team / Entrant	Time 1	Time 2	Time 3	Gap
1	51	Barreiros/Mann/**Guedes** Ferrari 458 Italia	**AF Corse** AF Corse	2:02.512	2:03.984	**1:58.875**	
2	458	Ehret/**Mattschull**/Schmickler Ferrari 458 Italia	**GT Corse by Rinaldi** GT Corse by Rinaldi	2:01.675	**1:59.234**	2:00.090	**0.359**
3	350	Duqueine/Gorini/**Lanchere** Ferrari 458 Italia	**Duqueine Engineering** Duqueine Engineering	2:01.225	2:01.135	**1:59.895**	**1.020**
4	91	Mezard/**Perrodo** Ferrari 458 Italia	**Scuderia Villorba Corse** Scuderia Vilorba Corse SRL		2:02.160	**2:00.382**	**1.507**
5	4	Kelders/Blanchemain/**Hirschi** Audi R8 LMS Ultra	**Belgian Audi Club Team WRT** Belgian Audi Club Team WRT	2:02.295	2:03.213	**2:01.336**	**2.461**
6	22	Jones/**Loggie**/Westwood Audi R8 LMS Ultra	**Team Parker Racing** Team Parker Racing LTD	**2:01.493**	2:03.224	2:03.072	**2.618**
7	111	Earle/**Caccia**/Kremer Ferrari 458 Italia	**Kessel Racing** Kessel Racing	2:03.348	2:03.791	**2:01.626**	**2.751**
8	2	Teneketzian/Pourquie/**Chaix** Audi R8 LMS Ultra	**Belgian Audi Club Team WRT** Belgian Audi Club Team WRT	2:04.556	2:03.681	**2:02.368**	**3.493**
9	41	Debs/Cabannes/**Delhez** Ferrari 458 Italia	**Sport Garage** Romain Brandela	2:06.221	2:04.789	**2:02.916**	**4.041**
10	25	Lagniez/**Gosselin**/Sourd Audi R8 LMS Ultra	**Sainteloc Racing** Sainteloc Junior Team	2:04.131	**2:04.059**		**5.184**

Following stewards decision no. 15,16,19 cancellation of all times of Q3 for car no. 8,80,25

Following stewards decision no. 21 cancellation of all times of Qualifying times for car no.49

Steward: Steward: Steward:

Blancpain Endurance Series

Result List Qualifying Practice 1

Official

Amended
28.6.2014 - 17:19

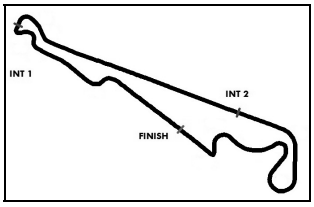

Circuit Paul Ricard Short, Length: 5791 m
Air temperature: 25.6°C
Track temperature: 35.8°C
Weather condition: Dry

Saturday 28.6.2014 11:20

started : 37 **classified : 37** **not classified : 0**

	Nr.	Drivers	Team	Lap	Best Time	Gap	Diff	Kph	Day Time
	Cl.	Car	Entrant						
1	3	**Mies**/Nash/Stippler	**Belgian Audi Club Team WRT**	7	**1:58.322**			176,2	11:35:22
	PRO	Audi R8 LMS Ultra	Belgian Audi Club Team WRT						
2	44	**Caine**/Al Harthy/Jelley	**Oman Racing Team**	3	**1:58.835**	0.513	0.513	175,4	11:27:56
	PRO	Aston Martin Vantage GT3	Oman Racing Team						
3	85	**Wolf**/Afanasiev/Dusseldorp	**HTP Motorsport**	3	**1:59.218**	0.896	0.383	174,9	11:32:06
	PRO	Mercedes SLS AMG GT3	HTP Motorsport						
4	1	**Ramos**/Basseng/Vanthoor	**Belgian Audi Club Team WRT**	4	**1:59.342**	1.020	0.124	174,7	11:30:17
	PRO	Audi R8 LMS Ultra	Belgian Audi Club Team WRT						
5	70	**Martins**/Trouillet/Berville	**Graff Racing**	3	**1:59.372**	1.050	0.030	174,6	11:27:43
	PAM	Porsche 997 GT3 R	Eric Trouillet						
6	90	**Rizzoli**/Gai/Castellacci	**Scuderia Villorba Corse**	4	**1:59.563**	1.241	0.191	174,4	11:30:34
	PAM	Ferrari 458 Italia	Scuderia Vilorba Corse SRL						
7	84	**Primat**/Verdonck/Buhk	**HTP Motorsport**	4	**2:00.346**	2.024	0.783	173,2	11:29:10
	PRO	Mercedes SLS AMG GT3	HTP Motorsport						
8	8	**D Ambrosio**/Tappy/Leclerc	**M-Sport Bentley**	3	**2:00.355**	2.033	0.009	173,2	11:27:25
	PRO	Bentley Continental GT3	M-Sport Bentley						
9	7	**Smith**/Meyrick/Kane	**M-Sport Bentley**	2	**2:00.412**	2.090	0.057	173,1	11:24:15
	PRO	Bentley Continental GT3	M-Sport Bentley						
10	11	**Broniszewski**/Bonacini/Frezza	**Kessel Racing**	6	**2:00.808**	2.486	0.396	172,6	11:32:34
	PAM	Ferrari 458 Italia	Kessel Racing						
11	10	**Clement**/Lariche/Armindo	**TDS Racing**	4	**2:01.005**	2.683	0.197	172,3	11:31:05
	PAM	BMW Z4	Thiriet by TDS Racing						
12	350	**Duqueine**/Gorini/Lanchere	**Duqueine Engineering**	6	**2:01.225**	2.903	0.220	172,0	11:33:11
	GTR	Ferrari 458 Italia	Duqueine Engineering						
13	43	**Comandini**/Amos/Colombo	**ROAL Motorsport**	3	**2:01.279**	2.957	0.054	171,9	11:26:53
	PAM	BMW Z4	ROAL Motorsport						
14	19	**Haupt**/Al Faisal/Simonsen	**Black Falcon**	4	**2:01.400**	3.078	0.121	171,7	11:28:18
	PRO	Mercedes SLS AMG GT3	Black Falcon						
15	22	Jones/**Loggie**/Westwood	**Team Parker Racing**	5	**2:01.493**	3.171	0.093	171,6	11:30:48
	GTR	Audi R8 LMS Ultra	Team Parker Racing LTD						
16	79	**Smith**/McCaig/Bryant	**Ecurie Ecosse**	5	**2:01.594**	3.272	0.101	171,5	11:30:30
	PAM	BMW Z4	Alasdair McCaig						
17	458	**Ehret**/Mattschull/Schmickler	**GT Corse by Rinaldi**	6	**2:01.675**	3.353	0.081	171,3	11:33:34
	GTR	Ferrari 458 Italia	GT Corse by Rinaldi						
18	26	**Sandstroem**/Ortelli/Guilvert	**Sainteloc Racing**	2	**2:01.736**	3.414	0.061	171,3	11:25:42
	PRO	Audi R8 LMS Ultra	Sainteloc Junior Team						
19	50	**Danyliw**/Sonvico/Knap	**AF Corse**	2	**2:01.756**	3.434	0.020	171,2	11:24:25
	PAM	Ferrari 458 Italia	AF Corse						
20	18	Loboda/Loboda/**Lunkin**	**Black Falcon**	3	**2:01.955**	3.633	0.199	170,9	11:26:35
	PAM	Mercedes SLS AMG GT3	Black Falcon						
21	333	**Solikhov**/Kogay/Seefried	**GT Corse by Rinaldi**	5	**2:02.102**	3.780	0.147	170,7	11:32:47
	PAM	Ferrari 458 Italia	GT Corse by Rinaldi						
22	55	**Zheng**/Cheng/Couto	**Brothers Racing Team**	3	**2:02.151**	3.829	0.049	170,7	11:26:50
	PRO	Audi R8 LMS Ultra	Brothers Racing Team						
23	42	**Vannelet**/Albert/Lemeret	**Sport Garage**	5	**2:02.268**	3.946	0.117	170,5	11:31:00
	PAM	Ferrari 458 Italia	Gilles Vannelet						
24	4	**Kelders**/Blanchemain/Hirschi	**Belgian Audi Club Team WRT**	6	**2:02.295**	3.973	0.027	170,5	11:33:01
	GTR	Audi R8 LMS Ultra	Belgian Audi Club Team WRT						
25	51	**Barreiros**/Mann/Guedes	**AF Corse**	2	**2:02.512**	4.190	0.217	170,2	11:26:05
	GTR	Ferrari 458 Italia	AF Corse						

Blancpain Endurance Series

Result List Qualifying Practice 1

Official

Amended
28.6.2014 - 17:19

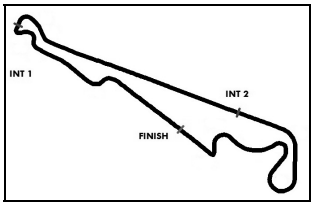

Circuit Paul Ricard Short, Length: 5791 m
Air temperature: 25.6°C
Track temperature: 35.8°C
Weather condition: Dry

Saturday 28.6.2014 11:20

started : 37 classified : 37 not classified : 0

	Nr.	Drivers	Team	Lap	Best Time	Gap	Diff	Kph	Day Time
	Cl.	Car	Entrant						
26	16	**Sarkissian**/Demirdjan/van der Drift	**Boutsen Ginion**	6	**2:02.529**	4.207	0.017	170,1	11:33:55
	PAM	McLaren MP4-12C	Boutsen Ginion Racing						
27	35	**Aksenov**/Faisca/Chiyo	**Nissan GT Academy Team RJN**	3	**2:02.625**	4.303	0.096	170,0	11:26:59
	PAM	Nissan GT-R Nismo GT3	Nissan GT Academy Team RJN						
28	14	**Frey**/Gardel/Barth	**Emil Frey Racing**	5	**2:02.804**	4.482	0.179	169,8	11:31:15
	PAM	Emil Frey G3 Jaguar	Emil Frey Racing						
29	80	**McMillen**/Strauss/Buncombe	**Nissan GT Academy Team RJN**	3	**2:02.906**	4.584	0.102	169,6	11:27:04
	PAM	Nissan GT-R Nismo GT3	Nissan GT Academy Team RJN						
30	111	**Earle**/Caccia/Kremer	**Kessel Racing**	6	**2:03.348**	5.026	0.442	169,0	11:33:50
	GTR	Ferrari 458 Italia	Kessel Racing						
31	38	**Poole**/Abra/Osborne	**MP Motorsport AMR**	5	**2:03.470**	5.148	0.122	168,8	11:31:35
	PAM	Aston Martin Vantage GT3	Aston Martin Racing						
32	15	**Ojjeh**/Grotz/Vervisch	**Boutsen Ginion**	7	**2:03.535**	5.213	0.065	168,8	11:34:49
	PAM	McLaren MP4-12C	Boutsen Ginion Racing						
33	25	**Lagniez**/Gosselin/Sourd	**Sainteloc Racing**	4	**2:04.131**	5.809	0.596	167,9	11:29:58
	GTR	Audi R8 LMS Ultra	Sainteloc Junior Team						
34	2	**Teneketzian**/Pourquie/Chaix	**Belgian Audi Club Team WRT**	2	**2:04.556**	6.234	0.425	167,4	11:24:22
	GTR	Audi R8 LMS Ultra	Belgian Audi Club Team WRT						
35	41	**Debs**/Cabannes/Delhez	**Sport Garage**	2	**2:06.221**	7.899	1.665	165,2	11:25:16
	GTR	Ferrari 458 Italia	Romain Brandela						
36	98	**Demoustier**/Lapierre/Parente	**ART Grand Prix**	2	**2:14.241**	15.919	8.020	155,3	11:25:49
	PRO	McLaren MP4-12C	ART Grand Prix						
37	99	**Korjus**/Soucek/Estre	**ART Grand Prix**	2	**2:17.685**	19.363	3.444	151,4	11:26:03
	PRO	McLaren MP4-12C	ART Grand Prix						

Following stewards decision no. 21 cancellation of all times of Qualifying times for car no.49

Steward: Steward: Steward:

Blancpain Endurance Series

Result List - Class Qualifying Practice 1

Official

Amended
28.6.2014 - 17:13

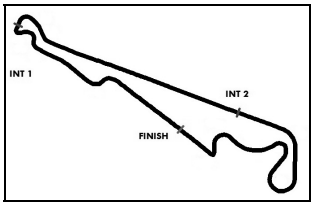

Circuit Paul Ricard Short, Length: 5791 m
Air temperature: 25.0°C
Track temperature: 34.5°C
Weather condition: Dry

Saturday 28.6.2014 11:20

started : 37 classified : 37 not classified : 0

CLASS: Gentlemen Trophy

Started: 9 Classified: 9 Not Classified: 0

	Nr.	Drivers / Car	Team / Competitor	Lap	Best Time	Gap	Diff	Kph	Day Time
1	350	**Duqueine**/Gorini/Lanchere Ferrari 458 Italia	**Duqueine Engineering** Duqueine Engineering	6	**2:01.225**			172,0	11:33:11
2	22	Jones/**Loggie**/Westwood Audi R8 LMS Ultra	**Team Parker Racing** Team Parker Racing LTD	5	**2:01.493**	0.268	0.268	171,6	11:30:48
3	458	**Ehret**/Mattschull/Schmickler Ferrari 458 Italia	**GT Corse by Rinaldi** GT Corse by Rinaldi	6	**2:01.675**	0.450	0.182	171,3	11:33:34
4	4	**Kelders**/Blanchemain/Hirschi Audi R8 LMS Ultra	**Belgian Audi Club Team WRT** Belgian Audi Club Team WRT	6	**2:02.295**	1.070	0.620	170,5	11:33:01
5	51	**Barreiros**/Mann/Guedes Ferrari 458 Italia	**AF Corse** AF Corse	2	**2:02.512**	1.287	0.217	170,2	11:26:05
6	111	**Earle**/Caccia/Kremer Ferrari 458 Italia	**Kessel Racing** Kessel Racing	6	**2:03.348**	2.123	0.836	169,0	11:33:50
7	25	**Lagniez**/Gosselin/Sourd Audi R8 LMS Ultra	**Sainteloc Racing** Sainteloc Junior Team	4	**2:04.131**	2.906	0.783	167,9	11:29:58
8	2	**Teneketzian**/Pourquie/Chaix Audi R8 LMS Ultra	**Belgian Audi Club Team WRT** Belgian Audi Club Team WRT	2	**2:04.556**	3.331	0.425	167,4	11:24:22
9	41	**Debs**/Cabannes/Delhez Ferrari 458 Italia	**Sport Garage** Romain Brandela	2	**2:06.221**	4.996	1.665	165,2	11:25:16

CLASS: PRO-AM CUP

Started: 16 Classified: 16 Not Classified: 0

	Nr.	Drivers / Car	Team / Competitor	Lap	Best Time	Gap	Diff	Kph	Day Time
1	70	**Martins**/Trouillet/Berville Porsche 997 GT3 R	**Graff Racing** Eric Trouillet	3	**1:59.372**			174,6	11:27:43
2	90	**Rizzoli**/Gai/Castellacci Ferrari 458 Italia	**Scuderia Villorba Corse** Scuderia Vilorba Corse SRL	4	**1:59.563**	0.191	0.191	174,4	11:30:34
3	11	**Broniszewski**/Bonacini/Frezza Ferrari 458 Italia	**Kessel Racing** Kessel Racing	6	**2:00.808**	1.436	1.245	172,6	11:32:34
4	10	**Clement**/Lariche/Armindo BMW Z4	**TDS Racing** Thiriet by TDS Racing	4	**2:01.005**	1.633	0.197	172,3	11:31:05
5	43	**Comandini**/Amos/Colombo BMW Z4	**ROAL Motorsport** ROAL Motorsport	3	**2:01.279**	1.907	0.274	171,9	11:26:53
6	79	**Smith**/McCaig/Bryant BMW Z4	**Ecurie Ecosse** Alasdair McCaig	5	**2:01.594**	2.222	0.315	171,5	11:30:30
7	50	**Danyliw**/Sonvico/Knap Ferrari 458 Italia	**AF Corse** AF Corse	2	**2:01.756**	2.384	0.162	171,2	11:24:25
8	18	Loboda/Loboda/**Lunkin** Mercedes SLS AMG GT3	**Black Falcon** Black Falcon	3	**2:01.955**	2.583	0.199	170,9	11:26:35
9	333	**Solikhov**/Kogay/Seefried Ferrari 458 Italia	**GT Corse by Rinaldi** GT Corse by Rinaldi	5	**2:02.102**	2.730	0.147	170,7	11:32:47
10	42	**Vannelet**/Albert/Lemeret Ferrari 458 Italia	**Sport Garage** Gilles Vannelet	5	**2:02.268**	2.896	0.166	170,5	11:31:00
11	16	**Sarkissian**/Demirdjan/van der Drift McLaren MP4-12C	**Boutsen Ginion** Boutsen Ginion Racing	6	**2:02.529**	3.157	0.261	170,1	11:33:55
12	35	**Aksenov**/Faisca/Chiyo Nissan GT-R Nismo GT3	**Nissan GT Academy Team RJN** Nissan GT Academy Team RJN	3	**2:02.625**	3.253	0.096	170,0	11:26:59
13	14	**Frey**/Gardel/Barth Emil Frey G3 Jaguar	**Emil Frey Racing** Emil Frey Racing	5	**2:02.804**	3.432	0.179	169,8	11:31:15
14	80	**McMillen**/Strauss/Buncombe Nissan GT-R Nismo GT3	**Nissan GT Academy Team RJN** Nissan GT Academy Team RJN	3	**2:02.906**	3.534	0.102	169,6	11:27:04

Blancpain Endurance Series

Result List - Class Qualifying Practice 1

Official

Amended
28.6.2014 - 17:13

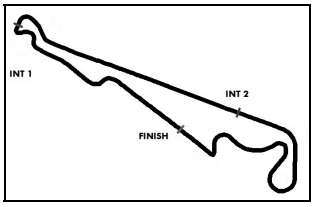

Circuit Paul Ricard Short, Length: 5791 m
Air temperature: 25.0°C
Track temperature: 34.5°C
Weather condition: Dry

Saturday 28.6.2014 11:20

started : 37 classified : 37 not classified : 0

	Nr.	Drivers / Car	Team / Competitor	Lap	Best Time	Gap	Diff	Kph	Day Time
15	38	**Poole**/Abra/Osborne Aston Martin Vantage GT3	**MP Motorsport AMR** Aston Martin Racing	5	**2:03.470**	4.098	0.564	168,8	11:31:35
16	15	**Ojjeh**/Grotz/Vervisch McLaren MP4-12C	**Boutsen Ginion** Boutsen Ginion Racing	7	**2:03.535**	4.163	0.065	168,8	11:34:49

CLASS: PRO CUP

Started: 12 Classified: 12 Not Classified: 0

1	3	**Mies**/Nash/Stippler Audi R8 LMS Ultra	**Belgian Audi Club Team WRT** Belgian Audi Club Team WRT	7	**1:58.322**			176,2	11:35:22
2	44	**Caine**/Al Harthy/Jelley Aston Martin Vantage GT3	**Oman Racing Team** Oman Racing Team	3	**1:58.835**	0.513	0.513	175,4	11:27:56
3	85	**Wolf**/Afanasiev/Dusseldorp Mercedes SLS AMG GT3	**HTP Motorsport** HTP Motorsport	3	**1:59.218**	0.896	0.383	174,9	11:32:06
4	1	**Ramos**/Basseng/Vanthoor Audi R8 LMS Ultra	**Belgian Audi Club Team WRT** Belgian Audi Club Team WRT	4	**1:59.342**	1.020	0.124	174,7	11:30:17
5	84	**Primat**/Verdonck/Buhk Mercedes SLS AMG GT3	**HTP Motorsport** HTP Motorsport	4	**2:00.346**	2.024	1.004	173,2	11:29:10
6	8	**D Ambrosio**/Tappy/Leclerc Bentley Continental GT3	**M-Sport Bentley** M-Sport Bentley	3	**2:00.355**	2.033	0.009	173,2	11:27:25
7	7	**Smith**/Meyrick/Kane Bentley Continental GT3	**M-Sport Bentley** M-Sport Bentley	2	**2:00.412**	2.090	0.057	173,1	11:24:15
8	19	**Haupt**/Al Faisal/Simonsen Mercedes SLS AMG GT3	**Black Falcon** Black Falcon	4	**2:01.400**	3.078	0.988	171,7	11:28:18
9	26	**Sandstroem**/Ortelli/Guilvert Audi R8 LMS Ultra	**Sainteloc Racing** Sainteloc Junior Team	2	**2:01.736**	3.414	0.336	171,3	11:25:42
10	55	**Zheng**/Cheng/Couto Audi R8 LMS Ultra	**Brothers Racing Team** Brothers Racing Team	3	**2:02.151**	3.829	0.415	170,7	11:26:50
11	98	**Demoustier**/Lapierre/Parente McLaren MP4-12C	**ART Grand Prix** ART Grand Prix	2	**2:14.241**	15.919	12.090	155,3	11:25:49
12	99	**Korjus**/Soucek/Estre McLaren MP4-12C	**ART Grand Prix** ART Grand Prix	2	**2:17.685**	19.363	3.444	151,4	11:26:03

Following stewards decision no. 21 cancellation of all times of Qualifying times for car no.49

Steward: Steward: Steward:

Blancpain Endurance Series

Lap analysis Qualifying Practice 1

Provisional

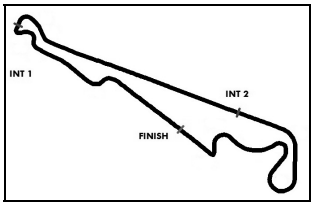

Circuit Paul Ricard Short, Length: 5791 m
Air temperature: 26.8°C
Track temperature: 28.1°C
Weather condition: Dry

Saturday 28.6.2014 11:20

Lap analysis: Qualifying Practice 1

1 Ramos, BRA/ Basseng, DEU/ Vanthoor, BEL , — theoretical besttime: 1:59.133

Lap	Time	SE1	SP1	SE2	SP2	SE3	SP3	Lap	Time	SE1	SP1	SE2	SP2	SE3	SP3
1	4:19.112	2:40.402	95	38.053	248	1:00.657	***194***	4	***1:59.342***	***35.593***	99	31.064	266	***52.685***	191
2	1:59.657	35.838	99	31.058	265	52.761	193	5	2:11.580	36.391	94	31.767	264	1:03.422	
3	1:59.561	35.793	***101***	***30.855***	***267***	52.913	193								

2 Teneketzian, FRA/ Pourquie, FRA/ Chaix, FRA , — theoretical besttime: 2:03.911

Lap	Time	SE1	SP1	SE2	SP2	SE3	SP3	Lap	Time	SE1	SP1	SE2	SP2	SE3	SP3
1	2:18.119	49.570	96	32.093	267	56.456	189	3	2:04.609	***37.212***	89	***31.108***	***270***	56.289	***193***
2	***2:04.556***	37.486	93	31.479	***270***	***55.591***	190	4	2:17.065	37.701	***96***	31.121	269	1:08.243	

3 Nash, GBR/ Stippler, DEU/ Mies, DEU , — theoretical besttime: 1:57.573

Lap	Time	SE1	SP1	SE2	SP2	SE3	SP3	Lap	Time	SE1	SP1	SE2	SP2	SE3	SP3
1	2:09.063	40.887	97	31.717	255	56.459	193	5	2:11.187	35.573	101	***30.300***	***276***	1:05.314	
2	1:58.434	***35.192***	98	30.796	269	52.446	194	6	2:59.586	1:27.911	100	30.714	272	1:00.961	193
3	2:07.381	35.607	100	30.657	271	1:01.117	191	7	***1:58.322***	35.517	***102***	30.724	268	***52.081***	***194***
4	1:58.942	35.673	101	30.704	269	52.565	192	8		39.124	92	33.725	265		

4 Kelders, FRA/ Blanchemain, FRA/ Hirschi, CHE , — theoretical besttime: 2:02.295

Lap	Time	SE1	SP1	SE2	SP2	SE3	SP3	Lap	Time	SE1	SP1	SE2	SP2	SE3	SP3
1	2:43.725	59.740	73	37.256	217	1:06.729	187	5	2:03.184	36.943	***99***	31.176	***269***	55.065	***193***
2	2:05.729	37.476	99	31.338	267	56.915	193	6	***2:02.295***	***36.453***	96	***30.990***	267	***54.852***	193
3	2:03.385	37.376	99	31.129	***269***	54.880	192	7	2:28.007	37.271	97	31.009	267	1:19.727	
4	2:03.650	37.021	99	31.221	267	55.408	192								

7 Smith, GBR/ Meyrick, GBR/ Kane, GBR , — theoretical besttime: 2:00.412

Lap	Time	SE1	SP1	SE2	SP2	SE3	SP3	Lap	Time	SE1	SP1	SE2	SP2	SE3	SP3
1	2:14.786	46.437	95	31.522	262	56.827	195	3	2:13.495	36.904	91	30.754	***272***	1:05.837	
2	***2:00.412***	***36.203***	***96***	***30.617***	271	***53.592***	***196***								

8 D Ambrosio, BEL/ Tappy, GBR/ Leclerc, FRA , — theoretical besttime: 2:00.355

Lap	Time	SE1	SP1	SE2	SP2	SE3	SP3	Lap	Time	SE1	SP1	SE2	SP2	SE3	SP3
1	3:23.636	1:58.533	96	31.336	268	53.767	196	3	***2:00.355***	***35.914***	98	***30.401***	272	***54.040***	193
2	2:01.444	36.201	***98***	30.451	***273***	54.792	***198***	4	2:14.295	38.260	96	30.863	270	1:05.172	

10 Clement, FRA/ Lariche, FRA/ Armindo, FRA , — theoretical besttime: 2:00.731

Lap	Time	SE1	SP1	SE2	SP2	SE3	SP3	Lap	Time	SE1	SP1	SE2	SP2	SE3	SP3
1	4:48.166	3:16.063	94	33.448	251	58.655	189	4	***2:01.005***	36.219	***99***	30.922	269	***53.864***	***193***
2	2:13.847	42.520	93	32.602	267	58.725	192	5		***36.045***	98	***30.822***	***271***		
3	2:02.207	36.821	98	31.142	270	54.244	193								

11 Broniszewski, POL/ Bonacini, ITA/ Frezza, ITA , — theoretical besttime: 2:00.774

Lap	Time	SE1	SP1	SE2	SP2	SE3	SP3	Lap	Time	SE1	SP1	SE2	SP2	SE3	SP3
1	2:26.107	56.811	98	32.582	264	56.714	195	5	2:01.030	36.446	96	30.386	***281***	54.198	195
2	2:02.354	37.019	96	30.624	***281***	54.711	195	6	***2:00.808***	***36.321***	97	30.399	280	***54.088***	196
3	2:01.869	36.847	96	30.484	280	54.538	196	7	2:12.065	36.763	95	30.592	280	1:04.710	
4	2:02.355	36.523	***99***	***30.365***	***281***	55.467	***197***								

14 Frey, CHE/ Gardel, CHE/ Barth, CHE , — theoretical besttime: 2:02.636

Lap	Time	SE1	SP1	SE2	SP2	SE3	SP3	Lap	Time	SE1	SP1	SE2	SP2	SE3	SP3
1	3:00.943	1:29.042	89	32.217	278	59.684	195	5	***2:02.804***	***36.957***	98	30.616	282	***55.231***	195
2	2:04.296	37.264	92	31.196	281	55.836	195	6	2:02.959	37.136	95	30.478	282	55.345	194
3	2:02.954	37.076	***99***	30.484	283	55.394	196	7	2:03.472	37.158	97	30.638	283	55.676	195
4	2:04.309	37.337	98	***30.448***	***283***	56.524	***196***	8		39.762	89	32.948	278		

15 Ojjeh, SAU/ Grotz, / Vervisch, BEL , — theoretical besttime: 2:03.379

Lap	Time	SE1	SP1	SE2	SP2	SE3	SP3	Lap	Time	SE1	SP1	SE2	SP2	SE3	SP3
1	2:15.808	47.437	94	31.607	271	56.764	192	5	2:04.419	37.648	96	***31.030***	***276***	55.741	192
2	2:04.942	37.651	92	31.285	274	56.006	192	6	2:05.445	37.509	94	31.045	274	56.891	191
3	2:05.217	37.507	96	31.287	274	56.423	192	7	***2:03.535***	***37.294***	98	31.186	275	***55.055***	190
4	2:10.550	39.998	98	32.754	269	57.798	***192***	8		38.145	***98***	31.412	274		

Blancpain Endurance Series

Lap analysis Qualifying Practice 1

Provisional

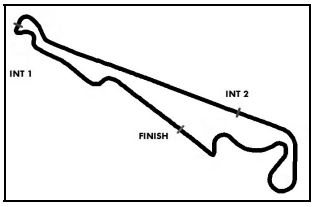

Circuit Paul Ricard Short, Length: 5791 m
Air temperature: 26.8°C
Track temperature: 28.1°C
Weather condition: Dry

Saturday 28.6.2014 11:20

Lap analysis: Qualifying Practice 1

16 Demirdjan, LIB/ van der Drift, NZL/ Sarkissian, LIB , — theoretical besttime: 2:02.095

Lap	Time	SE1	SP1	SE2	SP2	SE3	SP3	Lap	Time	SE1	SP1	SE2	SP2	SE3	SP3
1	2:54.183	1:05.636	79	39.479	240	1:09.068	192	5	2:03.376	37.323	***97***	30.970	273	55.083	***195***
2	2:20.033	43.630	86	33.715	273	1:02.688	191	6	***2:02.529***	37.122	92	30.977	273	***54.430***	195
3	2:18.627	41.693	94	35.792	228	1:01.142	193	7		***36.746***	94	***30.919***	***275***		
4	2:17.040	44.457	78	33.470	260	59.113	193								

18 Loboda, RUS/ Loboda, RUS/ Lunkin, RUS , — theoretical besttime: 2:01.814

Lap	Time	SE1	SP1	SE2	SP2	SE3	SP3	Lap	Time	SE1	SP1	SE2	SP2	SE3	SP3
1	2:30.112	59.589	92	32.733	243	57.790	193	5	2:02.659	36.720	94	***31.024***	273	54.915	193
2	2:03.458	37.341	98	31.367	272	54.750	193	6	2:03.185	***36.524***	95	31.032	***275***	55.629	192
3	***2:01.955***	36.556	***98***	31.133	273	***54.266***	***194***	7	2:12.946	36.827	95	31.135	272	1:04.984	
4	2:04.315	37.142	96	31.557	267	55.616	192								

19 Haupt, DEU/ Al Faisal, SAU/ Simonsen, SWE , — theoretical besttime: 2:01.148

Lap	Time	SE1	SP1	SE2	SP2	SE3	SP3	Lap	Time	SE1	SP1	SE2	SP2	SE3	SP3
1	2:12.104	43.585	96	32.271	258	56.248	195	5	2:07.886	38.657	92	31.243	274	57.986	***196***
2	2:02.821	37.379	96	30.912	274	54.530	194	6	2:01.570	36.730	***97***	30.596	274	***54.244***	193
3	2:01.781	36.673	95	30.633	274	54.475	194	7	2:14.351	***36.339***	94	30.654	274	1:07.358	
4	***2:01.400***	36.580	95	***30.565***	***276***	54.255	195								

22 Loggie, GBR/ Jones, GBR/ Westwood, GBR , — theoretical besttime: 2:01.233

Lap	Time	SE1	SP1	SE2	SP2	SE3	SP3	Lap	Time	SE1	SP1	SE2	SP2	SE3	SP3
1	2:35.599	1:03.344	95	31.928	238	1:00.327	***194***	4	2:06.775	36.566	99	***30.947***	***275***	59.262	193
2	2:02.340	36.934	99	31.119	271	54.287	194	5	***2:01.493***	***36.468***	97	31.207	269	***53.818***	193
3	2:02.058	36.760	95	31.077	272	54.221	194	6	2:19.913	36.521	***100***	31.140	271	1:12.252	

25 Gosselin, FRA/ Lagniez, FRA/ Sourd, FRA , — theoretical besttime: 2:03.536

Lap	Time	SE1	SP1	SE2	SP2	SE3	SP3	Lap	Time	SE1	SP1	SE2	SP2	SE3	SP3
1	3:01.310							4	***2:04.131***	37.207	94	31.537	***273***	***55.387***	191
2	2:41.785	1:06.614	88	33.635	264	1:01.536	172	5	2:04.801	***37.065***	94	***31.084***	271	56.652	191
3	2:10.906	40.160	***95***	32.230	269	58.516	***191***	6		37.531	95	31.437	271		

26 Ortelli, MCO/ Sandstroem, SWE/ Guilvert, FRA , — theoretical besttime: 2:01.690

Lap	Time	SE1	SP1	SE2	SP2	SE3	SP3	Lap	Time	SE1	SP1	SE2	SP2	SE3	SP3
1	3:41.263	2:10.997	91	31.882	269	58.384	193	3		***36.642***	***100***	30.834	265		
2	***2:01.736***	36.688	99	***30.785***	***273***	***54.263***	***194***								

35 Aksenov, RUS/ Faisca, PRT/ Chiyo, JPN , — theoretical besttime: 2:02.305

Lap	Time	SE1	SP1	SE2	SP2	SE3	SP3	Lap	Time	SE1	SP1	SE2	SP2	SE3	SP3
1	2:48.442	1:07.050	85	34.023	271	1:07.369	***200***	3	***2:02.625***	36.979	***97***	30.515	***279***	***55.131***	198
2	2:08.439	***36.670***	94	***30.504***	***279***	1:01.265	199	4	2:17.462	38.175	89	30.777	278	1:08.510	

38 Poole, GBR/ Abra, GBR/ Osborne, GBR , — theoretical besttime: 2:03.121

Lap	Time	SE1	SP1	SE2	SP2	SE3	SP3	Lap	Time	SE1	SP1	SE2	SP2	SE3	SP3
1	2:48.364							4	2:06.047	39.509	99	31.228	269	55.310	193
2	2:30.626	1:01.691	93	31.589	270	57.346	192	5	***2:03.470***	37.461	***101***	31.034	***271***	***54.975***	***194***
3	2:06.978	37.414	99	33.108	268	56.456	192	6		***37.129***	100	***31.017***	270		

41 Debs, FRA/ Cabannes, FRA/ Delhez, BEL , — theoretical besttime: 2:05.897

Lap	Time	SE1	SP1	SE2	SP2	SE3	SP3	Lap	Time	SE1	SP1	SE2	SP2	SE3	SP3
1	3:10.777	1:40.551	93	31.642	278	58.584	193	3	2:06.903	***38.198***	92	30.982	279	57.723	***194***
2	***2:06.221***	38.522	93	***30.684***	***281***	***57.015***	193	4		51.226	***101***	34.380	275		

42 Vannelet, FRA/ Albert, BEL/ Lemeret, BEL , — theoretical besttime: 2:01.856

Lap	Time	SE1	SP1	SE2	SP2	SE3	SP3	Lap	Time	SE1	SP1	SE2	SP2	SE3	SP3
1	2:45.694	1:16.705	99	31.511	274	57.478	195	5	***2:02.268***	***36.699***	99	30.514	280	55.055	196
2	2:04.468	37.119	***102***	30.844	279	56.505	196	6	2:02.424	36.943	100	***30.489***	***281***	54.992	195
3	2:04.939	39.640	98	30.631	***281***	***54.668***	***197***	7		36.897	99	30.673	279		
4	2:03.331	36.823	97	30.494	***281***	56.014	195								

Blancpain Endurance Series

Lap analysis Qualifying Practice 1

Provisional

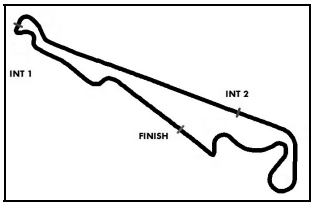

Circuit Paul Ricard Short, Length: 5791 m
Air temperature: 26.8°C
Track temperature: 28.1°C
Weather condition: Dry

Saturday 28.6.2014 11:20

Lap analysis: Qualifying Practice 1

43 Comandini, ITA/ Amos, ITA/ Colombo, ITA , — theoretical besttime: 2:00.728

Lap	Time	SE1	SP1	SE2	SP2	SE3	SP3	Lap	Time	SE1	SP1	SE2	SP2	SE3	SP3
1	2:50.412	1:10.340	94	33.688	251	1:06.384	193	4	2:01.807	36.710	***99***	***30.830***	268	54.267	***193***
2	2:01.819	36.881	95	31.028	269	53.910	192	5	2:10.571	***36.277***	97	30.955	***270***	1:03.339	
3	***2:01.279***	36.775	94	30.883	269	***53.621***	193								

44 Al Harthy, OMA/ Jelley, GBR/ Caine, GBR , — theoretical besttime: 1:58.355

Lap	Time	SE1	SP1	SE2	SP2	SE3	SP3	Lap	Time	SE1	SP1	SE2	SP2	SE3	SP3
1	3:53.577	2:16.858	94	36.817	244	59.902	193	4	1:59.017	***35.360***	96	30.700	271	52.957	***194***
2	2:04.107	35.783	***99***	30.585	***273***	57.739	193	5	2:04.524	37.782	94	31.830	265	54.912	185
3	***1:58.835***	35.840	98	***30.523***	271	***52.472***	194	6	2:14.699	37.969	93	31.930	264	1:04.800	

49 Blank, USA/ Bachelier, FRA/ Mallegol, FRA , — theoretical besttime: 2:03.602

Lap	Time	SE1	SP1	SE2	SP2	SE3	SP3	Lap	Time	SE1	SP1	SE2	SP2	SE3	SP3
1	4:01.187	2:25.579	87	33.518	269	1:02.090	195	4	***2:04.289***	***37.531***	94	***30.611***	278	56.147	195
2	2:05.640	38.090	77	32.090	***281***	***55.460***	195	5	2:20.147	38.115	92	32.848	255	1:09.184	
3	2:04.544	37.568	***97***	31.167	278	55.809	***196***								

50 Danyliw, CDN/ Knap, NLD/ Sonvico, ITA , — theoretical besttime: 2:01.756

Lap	Time	SE1	SP1	SE2	SP2	SE3	SP3	Lap	Time	SE1	SP1	SE2	SP2	SE3	SP3
1	2:23.956	56.093	91	31.854	***279***	56.009	***198***	3	2:17.617	37.952	***103***	30.428	***279***	1:09.237	
2	***2:01.756***	***36.617***	101	***30.419***	***279***	***54.720***	198								

51 Barreiros, PRT/ Mann, GBR/ Guedes, PRT , — theoretical besttime: 2:02.024

Lap	Time	SE1	SP1	SE2	SP2	SE3	SP3	Lap	Time	SE1	SP1	SE2	SP2	SE3	SP3
1	4:02.566	2:30.744	94	32.118	276	59.704	***196***	3	2:02.762	37.669	***99***	***30.400***	***281***	54.693	196
2	***2:02.512***	***37.044***	95	30.888	279	***54.580***	196	4	2:25.583	38.417	96	35.409	256	1:11.757	

55 Zheng, CHN/ Cheng, CHN/ Couto, MAC , — theoretical besttime: 2:02.151

Lap	Time	SE1	SP1	SE2	SP2	SE3	SP3	Lap	Time	SE1	SP1	SE2	SP2	SE3	SP3
1	2:40.705	1:04.181	90	32.864	248	1:03.660	192	4	2:02.697	37.297	98	30.927	269	54.473	192
2	2:07.852	37.501	96	31.016	***270***	59.335	193	5	2:02.732	36.927	***100***	30.992	269	54.813	193
3	***2:02.151***	***36.873***	98	***30.878***	***270***	***54.400***	***194***	6	2:13.465	37.384	94	31.015	***270***	1:05.066	

70 Martins, FRA/ Trouillet, FRA/ Berville, FRA , — theoretical besttime: 1:59.372

Lap	Time	SE1	SP1	SE2	SP2	SE3	SP3	Lap	Time	SE1	SP1	SE2	SP2	SE3	SP3
1	3:43.787	2:08.653	87	34.469	241	1:00.665	196	5	2:02.271	36.876	99	30.801	***280***	54.594	195
2	2:00.586	36.515	***101***	30.402	278	53.669	196	6	1:59.766	36.000	99	30.471	276	53.295	195
3	***1:59.372***	***35.883***	100	***30.203***	279	***53.286***	195	7		36.811	100	30.776	276		
4	1:59.931	36.383	98	30.226	***280***	53.322	***197***								

79 Smith, GBR/ McCaig, GBR/ Bryant, GBR , — theoretical besttime: 2:01.479

Lap	Time	SE1	SP1	SE2	SP2	SE3	SP3	Lap	Time	SE1	SP1	SE2	SP2	SE3	SP3
1	2:20.866	54.459	95	31.796	263	54.611	192	4	2:02.354	37.109	97	31.018	267	54.227	192
2	2:03.028	36.985	92	31.385	267	54.658	192	5	***2:01.594***	36.712	98	***30.857***	267	***54.025***	***193***
3	2:02.842	37.273	***99***	30.924	***269***	54.645	193	6	2:13.503	***36.597***	98	31.116	267	1:05.790	

80 McMillen, GBR/ Strauss, DEU/ Buncombe, GBR , — theoretical besttime: 2:02.678

Lap	Time	SE1	SP1	SE2	SP2	SE3	SP3	Lap	Time	SE1	SP1	SE2	SP2	SE3	SP3
1	2:57.211	1:25.425	88	32.425	276	59.361	198	3	***2:02.906***	37.110	94	30.717	281	***55.079***	***199***
2	2:04.241	37.765	***94***	30.976	278	55.500	198	4	2:14.611	***37.043***	92	***30.556***	***281***	1:07.012	

84 Primat, CHE/ Verdonck, BEL/ Buhk, DEU , — theoretical besttime: 2:00.220

Lap	Time	SE1	SP1	SE2	SP2	SE3	SP3	Lap	Time	SE1	SP1	SE2	SP2	SE3	SP3
1	3:08.033	1:31.976	93	32.031	271	1:04.026	194	4	***2:00.346***	36.271	99	***30.418***	***279***	53.657	***196***
2	2:01.183	36.679	***100***	30.725	275	53.779	195	5	2:13.553	36.918	94	31.067	275	1:05.568	
3	2:00.549	***36.220***	99	30.747	274	***53.582***	196								

85 Wolf, DEU/ Afanasiev, RUS/ Dusseldorp, NLD , — theoretical besttime: 1:59.167

Lap	Time	SE1	SP1	SE2	SP2	SE3	SP3	Lap	Time	SE1	SP1	SE2	SP2	SE3	SP3
1	8:05.082	6:37.733	94	31.998	271	55.351	195	4	1:59.415	36.022	102	***30.298***	***278***	53.095	195
2	2:02.273	37.469	95	30.667	273	54.137	***196***	5	2:23.654	38.335	92	33.381	255	1:11.938	
3	***1:59.218***	***35.960***	***102***	30.349	276	***52.909***	196								

Blancpain Endurance Series

Lap analysis Qualifying Practice 1

Provisional

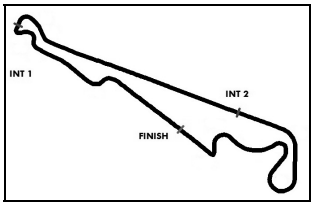

Circuit Paul Ricard Short, Length: 5791 m
Air temperature: 26.8°C
Track temperature: 28.1°C
Weather condition: Dry

Saturday 28.6.2014 11:20

Lap analysis: Qualifying Practice 1

90 Rizzoli, ITA/ Gai, ITA/ Castellacci, MCO , **theoretical besttime: 1:59.563**

Lap	Time	SE1	SP1	SE2	SP2	SE3	SP3	Lap	Time	SE1	SP1	SE2	SP2	SE3	SP3
1	4:26.839	2:50.433	96	34.349	230	1:02.057	193	4	***1:59.563***	***36.104***	100	***30.191***	***281***	***53.268***	196
2	2:08.104	40.066	***103***	30.699	279	57.339	196	5		36.357	100	32.531	241		
3	1:59.977	36.162	***103***	30.246	***281***	53.569	***197***								

98 Demoustier, FRA/ Lapierre, FRA/ Parente, PRT , **theoretical besttime: 2:14.241**

Lap	Time	SE1	SP1	SE2	SP2	SE3	SP3	Lap	Time	SE1	SP1	SE2	SP2	SE3	SP3
1	3:35.617	1:55.204	83	37.465	248	1:02.948	193	3	2:32.204	43.145	70	34.870	***274***	1:14.189	
2	***2:14.241***	***39.687***	***90***	***33.710***	254	***1:00.844***	***195***								

99 Soucek, ESP/ Korjus, EST/ Estre, FRA , **theoretical besttime: 2:17.685**

Lap	Time	SE1	SP1	SE2	SP2	SE3	SP3	Lap	Time	SE1	SP1	SE2	SP2	SE3	SP3
1	3:45.915	2:07.826	78	35.962	236	1:02.127	***194***	3	2:38.209	44.943	81	38.482	246	1:14.784	
2	***2:17.685***	***40.785***	***90***	***32.187***	***273***	***1:04.713***	192								

111 Earle, USA/ Kremer, DEU/ Caccia, ITA , **theoretical besttime: 2:03.142**

Lap	Time	SE1	SP1	SE2	SP2	SE3	SP3	Lap	Time	SE1	SP1	SE2	SP2	SE3	SP3
1	3:28.716	1:56.268	89	34.927	273	57.521	196	5	2:03.715	***36.943***	96	30.792	***281***	55.980	196
2	2:04.416	37.539	96	31.024	280	55.853	196	6	***2:03.348***	37.149	***99***	***30.785***	***281***	***55.414***	196
3	2:04.849	37.514	92	31.220	281	56.115	196	7	2:15.105	37.131	98	30.849	***281***	1:07.125	
4	2:05.375	38.056	89	31.234	270	56.085	***196***								

333 Solikhov, RUS/ Kogay, RUS/ Seefried, DEU , **theoretical besttime: 2:01.983**

Lap	Time	SE1	SP1	SE2	SP2	SE3	SP3	Lap	Time	SE1	SP1	SE2	SP2	SE3	SP3
1	4:36.666	3:09.535	94	31.431	278	55.700	196	4	2:03.038	37.262	***98***	30.407	279	55.369	***198***
2	2:02.793	37.240	98	30.579	***280***	***54.974***	197	5	***2:02.102***	***36.632***	98	***30.377***	279	55.093	197
3	2:02.966	36.698	97	30.614	278	55.654	197	6		37.117	96	30.394	271		

350 Duqueine, FRA/ Gorini, FRA/ Lanchere, FRA , **theoretical besttime: 2:01.183**

Lap	Time	SE1	SP1	SE2	SP2	SE3	SP3	Lap	Time	SE1	SP1	SE2	SP2	SE3	SP3
1	2:59.592	1:24.831	82	34.405	232	1:00.356	196	5	2:01.608	36.681	***101***	30.823	278	***54.104***	198
2	2:03.690	37.468	94	31.074	***278***	55.148	198	6	***2:01.225***	***36.585***	99	***30.494***	278	54.146	197
3	2:02.781	37.019	101	30.816	***278***	54.946	198	7		40.771	91	32.778	273		
4	2:02.568	37.174	99	30.900	278	54.494	***199***								

458 Ehret, FRA/ Mattschull, DEU/ Schmickler, DEU , **theoretical besttime: 2:01.617**

Lap	Time	SE1	SP1	SE2	SP2	SE3	SP3	Lap	Time	SE1	SP1	SE2	SP2	SE3	SP3
1	2:57.435							5	2:02.384	36.926	***100***	30.688	280	***54.770***	195
2	2:28.447	1:00.541	94	31.379	280	56.527	196	6	***2:01.675***	***36.462***	98	***30.385***	280	54.828	194
3	2:01.937	36.541	99	30.404	***281***	54.992	***196***	7		37.160	97	30.853	280		
4	2:02.517	36.920	95	30.619	279	54.978	195								

Blancpain Endurance Series

Result List Qualifying Practice 2

Official

Amended
28.6.2014 - 17:14

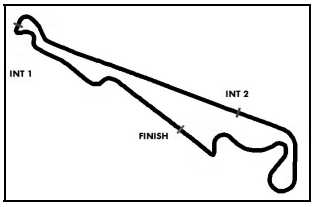

Circuit Paul Ricard Short, Length: 5791 m
Air temperature: 25.1°C
Track temperature: 34.6°C
Weather condition: Dry

Saturday 28.6.2014 11:42

started : 40 **classified : 40** **not classified : 0**

	Nr. / Cl.	Drivers / Car	Team / Entrant	Lap	Best Time	Gap	Diff	Kph	Day Time
1	99	Korjus/**Soucek**/Estre	**ART Grand Prix**	2	**1:58.016**			176,7	11:48:05
	PRO	McLaren MP4-12C	ART Grand Prix						
2	8	D Ambrosio/**Tappy**/Leclerc	**M-Sport Bentley**	3	**1:58.412**	0.396	0.396	176,1	11:49:04
	PRO	Bentley Continental GT3	M-Sport Bentley						
3	11	Broniszewski/**Bonacini**/Frezza	**Kessel Racing**	3	**1:58.649**	0.633	0.237	175,7	11:50:01
	PAM	Ferrari 458 Italia	Kessel Racing						
4	90	Rizzoli/**Gai**/Castellacci	**Scuderia Villorba Corse**	3	**1:58.673**	0.657	0.024	175,7	11:51:40
	PAM	Ferrari 458 Italia	Scuderia Vilorba Corse SRL						
5	85	Wolf/**Afanasiev**/Dusseldorp	**HTP Motorsport**	3	**1:58.872**	0.856	0.199	175,4	11:52:59
	PRO	Mercedes SLS AMG GT3	HTP Motorsport						
6	84	Primat/**Verdonck**/Buhk	**HTP Motorsport**	3	**1:58.894**	0.878	0.022	175,3	11:53:00
	PRO	Mercedes SLS AMG GT3	HTP Motorsport						
7	26	Sandstroem/**Ortelli**/Guilvert	**Sainteloc Racing**	6	**1:58.982**	0.966	0.088	175,2	11:58:05
	PRO	Audi R8 LMS Ultra	Sainteloc Junior Team						
8	38	Poole/**Abra**/Osborne	**MP Motorsport AMR**	5	**1:59.173**	1.157	0.191	174,9	11:52:09
	PAM	Aston Martin Vantage GT3	Aston Martin Racing						
9	1	Ramos/**Basseng**/Vanthoor	**Belgian Audi Club Team WRT**	3	**1:59.218**	1.202	0.045	174,9	11:49:33
	PRO	Audi R8 LMS Ultra	Belgian Audi Club Team WRT						
10	458	Ehret/**Mattschull**/Schmickler	**GT Corse by Rinaldi**	6	**1:59.234**	1.218	0.016	174,8	11:56:09
	GTR	Ferrari 458 Italia	GT Corse by Rinaldi						
11	44	Caine/**Al Harthy**/Jelley	**Oman Racing Team**	4	**1:59.292**	1.276	0.058	174,8	11:51:36
	PRO	Aston Martin Vantage GT3	Oman Racing Team						
12	50	Danyliw/Sonvico/**Knap**	**AF Corse**	4	**1:59.357**	1.341	0.065	174,7	11:50:42
	PAM	Ferrari 458 Italia	AF Corse						
13	55	Zheng/**Cheng**/Couto	**Brothers Racing Team**	4	**1:59.595**	1.579	0.238	174,3	11:54:22
	PRO	Audi R8 LMS Ultra	Brothers Racing Team						
14	10	Clement/**Lariche**/Armindo	**TDS Racing**	4	**1:59.703**	1.687	0.108	174,2	11:50:46
	PAM	BMW Z4	Thiriet by TDS Racing						
15	35	Aksenov/**Faisca**/Chiyo	**Nissan GT Academy Team RJN**	3	**1:59.730**	1.714	0.027	174,1	11:49:48
	PAM	Nissan GT-R Nismo GT3	Nissan GT Academy Team RJN						
16	12	**Hassid**/Catsburg	**TDS Racing**	3	**2:00.090**	2.074	0.360	173,6	11:49:17
	PAM	BMW Z4	Thiriet by TDS Racing						
17	7	Smith/**Meyrick**/Kane	**M-Sport Bentley**	4	**2:00.187**	2.171	0.097	173,5	11:52:01
	PRO	Bentley Continental GT3	M-Sport Bentley						
18	43	Comandini/**Amos**/Colombo	**ROAL Motorsport**	4	**2:00.305**	2.289	0.118	173,3	11:51:43
	PAM	BMW Z4	ROAL Motorsport						
19	80	McMillen/**Strauss**/Buncombe	**Nissan GT Academy Team RJN**	3	**2:00.911**	2.895	0.606	172,4	11:48:26
	PAM	Nissan GT-R Nismo GT3	Nissan GT Academy Team RJN						
20	350	Duqueine/**Gorini**/Lanchere	**Duqueine Engineering**	6	**2:01.135**	3.119	0.224	172,1	11:55:38
	GTR	Ferrari 458 Italia	Duqueine Engineering						
21	14	Frey/**Gardel**/Barth	**Emil Frey Racing**	3	**2:01.206**	3.190	0.071	172,0	11:48:44
	PAM	Emil Frey G3 Jaguar	Emil Frey Racing						
22	17	**Andersen**/Jensen	**Insightracing with Flex-Box**	3	**2:01.267**	3.251	0.061	171,9	11:50:12
	PAM	Ferrari 458 Italia	Insightracing dk						
23	70	Martins/**Trouillet**/Berville	**Graff Racing**	3	**2:01.417**	3.401	0.150	171,7	11:49:02
	PAM	Porsche 997 GT3 R	Eric Trouillet						
24	79	Smith/**McCaig**/Bryant	**Ecurie Ecosse**	5	**2:01.498**	3.482	0.081	171,6	11:52:21
	PAM	BMW Z4	Alasdair McCaig						
25	19	Haupt/**Al Faisal**/Simonsen	**Black Falcon**	4	**2:02.098**	4.082	0.600	170,7	11:50:16
	PRO	Mercedes SLS AMG GT3	Black Falcon						

Blancpain Endurance Series

Result List Qualifying Practice 2

Official

Amended
28.6.2014 - 17:14

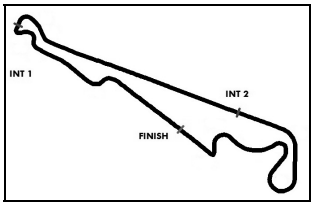

Circuit Paul Ricard Short, Length: 5791 m
Air temperature: 25.1°C
Track temperature: 34.6°C
Weather condition: Dry

Saturday 28.6.2014 11:42

started : 40 **classified : 40** **not classified : 0**

	Nr.	Drivers	Team	Lap	Best Time	Gap	Diff	Kph	Day Time
	Cl.	Car	Entrant						
26	91	**Mezard**/Perrodo	**Scuderia Villorba Corse**	6	**2:02.160**	4.144	0.062	170,7	11:57:25
	GTR	Ferrari 458 Italia	Scuderia Vilorba Corse SRL						
27	93	**Dermont**/Perera	**Pro GT by Almeras**	3	**2:02.376**	4.360	0.216	170,4	11:49:20
	PAM	Porsche 997 GT3 R	Pro GT by Almeras						
28	4	Kelders/**Blanchemain**/Hirschi	**Belgian Audi Club Team WRT**	6	**2:03.213**	5.197	0.837	169,2	11:54:52
	GTR	Audi R8 LMS Ultra	Belgian Audi Club Team WRT						
29	22	**Jones**/Loggie/Westwood	**Team Parker Racing**	7	**2:03.224**	5.208	0.011	169,2	11:56:57
	GTR	Audi R8 LMS Ultra	Team Parker Racing LTD						
30	42	Vannelet/**Albert**/Lemeret	**Sport Garage**	7	**2:03.274**	5.258	0.050	169,1	11:57:07
	PAM	Ferrari 458 Italia	Gilles Vannelet						
31	16	Sarkissian/**Demirdjan**/van der Drift	**Boutsen Ginion**	4	**2:03.495**	5.479	0.221	168,8	11:51:10
	PAM	McLaren MP4-12C	Boutsen Ginion Racing						
32	2	Teneketzian/**Pourquie**/Chaix	**Belgian Audi Club Team WRT**	5	**2:03.681**	5.665	0.186	168,6	11:54:13
	GTR	Audi R8 LMS Ultra	Belgian Audi Club Team WRT						
33	111	Earle/Caccia/**Kremer**	**Kessel Racing**	7	**2:03.791**	5.775	0.110	168,4	11:58:31
	GTR	Ferrari 458 Italia	Kessel Racing						
34	15	Ojjeh/**Grotz**/Vervisch	**Boutsen Ginion**	3	**2:03.891**	5.875	0.100	168,3	11:50:53
	PAM	McLaren MP4-12C	Boutsen Ginion Racing						
35	51	Barreiros/**Mann**/Guedes	**AF Corse**	2	**2:03.984**	5.968	0.093	168,1	11:46:48
	GTR	Ferrari 458 Italia	AF Corse						
36	25	Lagniez/**Gosselin**/Sourd	**Sainteloc Racing**	4	**2:04.059**	6.043	0.075	168,0	11:50:55
	GTR	Audi R8 LMS Ultra	Sainteloc Junior Team						
37	41	Debs/**Cabannes**/Delhez	**Sport Garage**	4	**2:04.789**	6.773	0.730	167,1	11:51:07
	GTR	Ferrari 458 Italia	Romain Brandela						
38	333	Solikhov/**Kogay**/Seefried	**GT Corse by Rinaldi**	3	**2:04.982**	6.966	0.193	166,8	11:48:41
	PAM	Ferrari 458 Italia	GT Corse by Rinaldi						
39	98	Demoustier/Lapierre/Parente	**ART Grand Prix**	2	**2:12.802**	14.786	7.820	157,0	11:47:47
	PRO	McLaren MP4-12C	ART Grand Prix						
	3	Mies/Nash/Stippler	**Belgian Audi Club Team WRT**	0					
	PRO	Audi R8 LMS Ultra	Belgian Audi Club Team WRT						

Following stewards decision no. 21 cancellation of all times of Qualifying times for car no.49

Steward: Steward: Steward:

Blancpain Endurance Series

Result List - Class Qualifying Practice 2

Official

Amended
28.6.2014 - 17:14

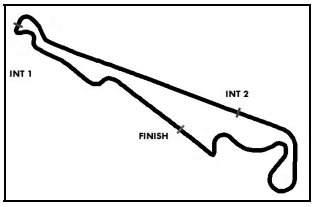

Circuit Paul Ricard Short, Length: 5791 m
Air temperature: 25.2°C
Track temperature: 34.5°C
Weather condition: Dry

Saturday 28.6.2014 11:42

started : 40 classified : 40 not classified : 0

CLASS: Gentlemen Trophy

Started: 10 Classified: 10 Not Classified: 0

	Nr.	Drivers / Car	Team / Competitor	Lap	Best Time	Gap	Diff	Kph	Day Time
1	458	Ehret/**Mattschull**/Schmickler Ferrari 458 Italia	**GT Corse by Rinaldi** GT Corse by Rinaldi	6	**1:59.234**			174,8	11:56:09
2	350	Duqueine/**Gorini**/Lanchere Ferrari 458 Italia	**Duqueine Engineering** Duqueine Engineering	6	**2:01.135**	1.901	1.901	172,1	11:55:38
3	91	**Mezard**/Perrodo Ferrari 458 Italia	**Scuderia Villorba Corse** Scuderia Vilorba Corse SRL	6	**2:02.160**	2.926	1.025	170,7	11:57:25
4	4	Kelders/**Blanchemain**/Hirschi Audi R8 LMS Ultra	**Belgian Audi Club Team WRT** Belgian Audi Club Team WRT	6	**2:03.213**	3.979	1.053	169,2	11:54:52
5	22	**Jones**/Loggie/Westwood Audi R8 LMS Ultra	**Team Parker Racing** Team Parker Racing LTD	7	**2:03.224**	3.990	0.011	169,2	11:56:57
6	2	Teneketzian/**Pourquie**/Chaix Audi R8 LMS Ultra	**Belgian Audi Club Team WRT** Belgian Audi Club Team WRT	5	**2:03.681**	4.447	0.457	168,6	11:54:13
7	111	Earle/Caccia/**Kremer** Ferrari 458 Italia	**Kessel Racing** Kessel Racing	7	**2:03.791**	4.557	0.110	168,4	11:58:31
8	51	Barreiros/**Mann**/Guedes Ferrari 458 Italia	**AF Corse** AF Corse	2	**2:03.984**	4.750	0.193	168,1	11:46:48
9	25	Lagniez/**Gosselin**/Sourd Audi R8 LMS Ultra	**Sainteloc Racing** Sainteloc Junior Team	4	**2:04.059**	4.825	0.075	168,0	11:50:55
10	41	Debs/**Cabannes**/Delhez Ferrari 458 Italia	**Sport Garage** Romain Brandela	4	**2:04.789**	5.555	0.730	167,1	11:51:07

CLASS: PRO-AM CUP

Started: 18 Classified: 18 Not Classified: 0

	Nr.	Drivers / Car	Team / Competitor	Lap	Best Time	Gap	Diff	Kph	Day Time
1	11	Broniszewski/**Bonacini**/Frezza Ferrari 458 Italia	**Kessel Racing** Kessel Racing	3	**1:58.649**			175,7	11:50:01
2	90	Rizzoli/**Gai**/Castellacci Ferrari 458 Italia	**Scuderia Villorba Corse** Scuderia Vilorba Corse SRL	3	**1:58.673**	0.024	0.024	175,7	11:51:40
3	38	Poole/**Abra**/Osborne Aston Martin Vantage GT3	**MP Motorsport AMR** Aston Martin Racing	5	**1:59.173**	0.524	0.500	174,9	11:52:09
4	50	Danyliw/Sonvico/**Knap** Ferrari 458 Italia	**AF Corse** AF Corse	4	**1:59.357**	0.708	0.184	174,7	11:50:42
5	10	Clement/**Lariche**/Armindo BMW Z4	**TDS Racing** Thiriet by TDS Racing	4	**1:59.703**	1.054	0.346	174,2	11:50:46
6	35	Aksenov/**Faisca**/Chiyo Nissan GT-R Nismo GT3	**Nissan GT Academy Team RJN** Nissan GT Academy Team RJN	3	**1:59.730**	1.081	0.027	174,1	11:49:48
7	12	**Hassid**/Catsburg BMW Z4	**TDS Racing** Thiriet by TDS Racing	3	**2:00.090**	1.441	0.360	173,6	11:49:17
8	43	Comandini/**Amos**/Colombo BMW Z4	**ROAL Motorsport** ROAL Motorsport	4	**2:00.305**	1.656	0.215	173,3	11:51:43
9	80	McMillen/**Strauss**/Buncombe Nissan GT-R Nismo GT3	**Nissan GT Academy Team RJN** Nissan GT Academy Team RJN	3	**2:00.911**	2.262	0.606	172,4	11:48:26
10	14	Frey/**Gardel**/Barth Emil Frey G3 Jaguar	**Emil Frey Racing** Emil Frey Racing	3	**2:01.206**	2.557	0.295	172,0	11:48:44
11	17	**Andersen**/Jensen Ferrari 458 Italia	**Insightracing with Flex-Box** Insightracing dk	3	**2:01.267**	2.618	0.061	171,9	11:50:12
12	70	Martins/**Trouillet**/Berville Porsche 997 GT3 R	**Graff Racing** Eric Trouillet	3	**2:01.417**	2.768	0.150	171,7	11:49:02
13	79	Smith/**McCaig**/Bryant BMW Z4	**Ecurie Ecosse** Alasdair McCaig	5	**2:01.498**	2.849	0.081	171,6	11:52:21

Blancpain Endurance Series

Result List - Class Qualifying Practice 2

Official

Amended
28.6.2014 - 17:14

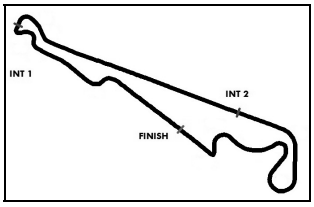

Circuit Paul Ricard Short, Length: 5791 m
Air temperature: 25.2°C
Track temperature: 34.5°C
Weather condition: Dry

Saturday 28.6.2014 11:42

started : 40 classified : 40 not classified : 0

	Nr.	Drivers / Car	Team / Competitor	Lap	Best Time	Gap	Diff	Kph	Day Time
14	93	**Dermont**/Perera Porsche 997 GT3 R	**Pro GT by Almeras** Pro GT by Almeras	3	**2:02.376**	3.727	0.878	170,4	11:49:20
15	42	Vannelet/**Albert**/Lemeret Ferrari 458 Italia	**Sport Garage** Gilles Vannelet	7	**2:03.274**	4.625	0.898	169,1	11:57:07
16	16	Sarkissian/**Demirdjan**/van der Drift McLaren MP4-12C	**Boutsen Ginion** Boutsen Ginion Racing	4	**2:03.495**	4.846	0.221	168,8	11:51:10
17	15	Ojjeh/**Grotz**/Vervisch McLaren MP4-12C	**Boutsen Ginion** Boutsen Ginion Racing	3	**2:03.891**	5.242	0.396	168,3	11:50:53
18	333	Solikhov/**Kogay**/Seefried Ferrari 458 Italia	**GT Corse by Rinaldi** GT Corse by Rinaldi	3	**2:04.982**	6.333	1.091	166,8	11:48:41

CLASS: PRO CUP

Started: 12 Classified: 12 Not Classified: 0

1	99	Korjus/**Soucek**/Estre McLaren MP4-12C	**ART Grand Prix** ART Grand Prix	2	**1:58.016**			176,7	11:48:05
2	8	D Ambrosio/**Tappy**/Leclerc Bentley Continental GT3	**M-Sport Bentley** M-Sport Bentley	3	**1:58.412**	0.396	0.396	176,1	11:49:04
3	85	Wolf/**Afanasiev**/Dusseldorp Mercedes SLS AMG GT3	**HTP Motorsport** HTP Motorsport	3	**1:58.872**	0.856	0.460	175,4	11:52:59
4	84	Primat/**Verdonck**/Buhk Mercedes SLS AMG GT3	**HTP Motorsport** HTP Motorsport	3	**1:58.894**	0.878	0.022	175,3	11:53:00
5	26	Sandstroem/**Ortelli**/Guilvert Audi R8 LMS Ultra	**Sainteloc Racing** Sainteloc Junior Team	6	**1:58.982**	0.966	0.088	175,2	11:58:05
6	1	Ramos/**Basseng**/Vanthoor Audi R8 LMS Ultra	**Belgian Audi Club Team WRT** Belgian Audi Club Team WRT	3	**1:59.218**	1.202	0.236	174,9	11:49:33
7	44	Caine/**Al Harthy**/Jelley Aston Martin Vantage GT3	**Oman Racing Team** Oman Racing Team	4	**1:59.292**	1.276	0.074	174,8	11:51:36
8	55	Zheng/**Cheng**/Couto Audi R8 LMS Ultra	**Brothers Racing Team** Brothers Racing Team	4	**1:59.595**	1.579	0.303	174,3	11:54:22
9	7	Smith/**Meyrick**/Kane Bentley Continental GT3	**M-Sport Bentley** M-Sport Bentley	4	**2:00.187**	2.171	0.592	173,5	11:52:01
10	19	Haupt/**Al Faisal**/Simonsen Mercedes SLS AMG GT3	**Black Falcon** Black Falcon	4	**2:02.098**	4.082	1.911	170,7	11:50:16
11	98	Demoustier/Lapierre/Parente McLaren MP4-12C	**ART Grand Prix** ART Grand Prix	2	**2:12.802**	14.786	10.704	157,0	11:47:47
	3	Mies/Nash/Stippler Audi R8 LMS Ultra	**Belgian Audi Club Team WRT** Belgian Audi Club Team WRT	0					

Following stewards decision no. 21 cancellation of all times of Qualifying times for car no.49

Steward: Steward: Steward:

Blancpain Endurance Series

Lap analysis Qualifying Practice 2

Provisional

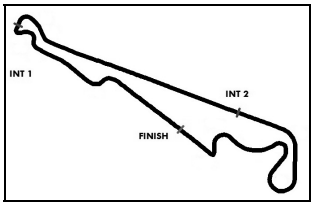

Circuit Paul Ricard Short, Length: 5791 m
Air temperature: 26.5°C
Track temperature: 30.7°C
Weather condition: Dry

Saturday 28.6.2014 11:42

Lap analysis: Qualifying Practice 2

1 Ramos, BRA/ Basseng, DEU/ Vanthoor, BEL , — theoretical besttime: 1:59.218

Lap	Time	SE1	SP1	SE2	SP2	SE3	SP3	Lap	Time	SE1	SP1	SE2	SP2	SE3	SP3
1	3:34.004	2:00.656	98	32.055	262	1:01.293	189	4	2:09.119	40.689	54	31.953	267	56.477	191
2	2:00.276	36.058	98	31.071	265	53.147	***193***	5	2:10.870	36.034	100	30.931	267	1:03.905	
3	***1:59.218***	***35.616***	***101***	***30.794***	***269***	***52.808***	193								

2 Teneketzian, FRA/ Pourquie, FRA/ Chaix, FRA , — theoretical besttime: 2:03.474

Lap	Time	SE1	SP1	SE2	SP2	SE3	SP3	Lap	Time	SE1	SP1	SE2	SP2	SE3	SP3
1	3:53.596	2:23.591	88	31.993	265	58.012	190	4	2:04.483	37.400	93	***31.218***	268	55.865	191
2	2:07.102	39.010	97	31.476	***270***	56.616	191	5	***2:03.681***	***36.944***	***101***	31.259	268	55.478	***193***
3	2:04.400	37.698	97	31.390	268	***55.312***	191	6	2:19.818	37.983	92	32.143	267	1:09.692	

3 Nash, GBR/ Stippler, DEU/ Mies, DEU , — theoretical besttime:

Lap	Time	SE1	SP1	SE2	SP2	SE3	SP3	Lap	Time	SE1	SP1	SE2	SP2	SE3	SP3
1	3:32.296	1:50.638	***97***	33.203	***267***	1:08.455									

4 Kelders, FRA/ Blanchemain, FRA/ Hirschi, CHE , — theoretical besttime: 2:03.088

Lap	Time	SE1	SP1	SE2	SP2	SE3	SP3	Lap	Time	SE1	SP1	SE2	SP2	SE3	SP3
1	2:31.214	59.780	90	32.623	***271***	58.811	189	5	2:06.418	37.254	98	32.134	268	57.030	193
2	2:04.153	36.964	99	31.387	269	55.802	192	6	***2:03.213***	***36.870***	96	31.199	269	***55.144***	194
3	2:03.683	37.359	98	***31.074***	270	55.250	***194***	7	2:38.538	54.340	83	32.541	269	1:11.657	
4	2:03.725	36.915	***99***	31.089	269	55.721	193								

7 Smith, GBR/ Meyrick, GBR/ Kane, GBR , — theoretical besttime: 1:59.764

Lap	Time	SE1	SP1	SE2	SP2	SE3	SP3	Lap	Time	SE1	SP1	SE2	SP2	SE3	SP3
1	4:00.647	2:31.980	***100***	32.791	246	55.876	194	4	***2:00.187***	***35.837***	98	***30.469***	269	53.881	194
2	2:00.310	36.144	98	30.510	270	53.656	195	5	2:13.428	35.969	97	30.642	***271***	1:06.817	
3	2:00.196	36.244	97	30.494	269	***53.458***	***196***								

8 D Ambrosio, BEL/ Tappy, GBR/ Leclerc, FRA , — theoretical besttime: 1:58.410

Lap	Time	SE1	SP1	SE2	SP2	SE3	SP3	Lap	Time	SE1	SP1	SE2	SP2	SE3	SP3
1	3:07.422	1:35.421	92	34.686	251	57.315	195	3	***1:58.412***	***35.484***	***99***	***30.484***	271	52.444	195
2	1:59.228	36.170	96	30.616	271	***52.442***	***195***	4	2:14.932	36.350	94	30.785	***273***	1:07.797	

10 Clement, FRA/ Lariche, FRA/ Armindo, FRA , — theoretical besttime: 1:59.703

Lap	Time	SE1	SP1	SE2	SP2	SE3	SP3	Lap	Time	SE1	SP1	SE2	SP2	SE3	SP3
1	2:37.186	1:07.926	97	32.196	268	57.064	194	5	2:05.310	36.490	***99***	34.018	242	54.802	194
2	2:02.878	36.466	96	31.295	272	55.117	***195***	6	2:00.670	36.329	97	30.704	271	53.637	194
3	2:07.187	36.354	97	30.708	***273***	1:00.125	194	7		36.836	90	30.947	269		
4	***1:59.703***	***35.959***	97	***30.589***	271	***53.155***	195								

11 Broniszewski, POL/ Bonacini, ITA/ Frezza, ITA , — theoretical besttime: 1:58.326

Lap	Time	SE1	SP1	SE2	SP2	SE3	SP3	Lap	Time	SE1	SP1	SE2	SP2	SE3	SP3
1	2:49.124	1:05.025	94	35.388	216	1:08.711		4	1:58.969	***35.671***	98	***30.054***	***280***	53.244	196
2	3:13.975	1:39.210	96	32.643	277	1:02.122	196	5	2:16.393	35.797	98	30.267	***280***	1:10.329	
3	***1:58.649***	35.723	***98***	30.325	278	***52.601***	***196***								

12 Hassid, FRA/ Catsburg, NLD , , — theoretical besttime: 1:59.891

Lap	Time	SE1	SP1	SE2	SP2	SE3	SP3	Lap	Time	SE1	SP1	SE2	SP2	SE3	SP3
1	3:17.095	1:33.909	77	43.273	210	59.913	193	3	***2:00.090***	***35.986***	***97***	***30.689***	***272***	53.415	***194***
2	2:00.114	36.053	93	30.845	271	***53.216***	192	4		42.190	87	37.850	213		

14 Frey, CHE/ Gardel, CHE/ Barth, CHE , — theoretical besttime: 2:01.056

Lap	Time	SE1	SP1	SE2	SP2	SE3	SP3	Lap	Time	SE1	SP1	SE2	SP2	SE3	SP3
1	2:40.578	1:13.559	93	31.264	279	55.755	194	5	2:12.957	36.579	95	30.589	283	1:05.789	194
2	2:02.465	37.493	94	30.405	***284***	54.567	196	6	2:03.486	37.053	94	30.592	283	55.841	***196***
3	***2:01.206***	***36.374***	94	30.354	283	***54.478***	196	7		38.138	***95***	30.740	282		
4	2:01.946	36.945	90	***30.204***	283	54.797	195								

15 Ojjeh, SAU/ Grotz, / Vervisch, BEL , — theoretical besttime: 2:03.212

Lap	Time	SE1	SP1	SE2	SP2	SE3	SP3	Lap	Time	SE1	SP1	SE2	SP2	SE3	SP3
1	4:45.393	3:17.235	99	31.243	271	56.915	189	4	2:03.989	37.654	***102***	***30.927***	***274***	55.408	192
2	2:04.692	38.053	99	31.657	273	***54.982***	***193***	5	2:03.928	***37.303***	101	31.058	273	55.567	193
3	***2:03.891***	37.477	96	31.381	273	55.033	193	6		37.515	99	30.938	272		

Blancpain Endurance Series

Lap analysis Qualifying Practice 2

Provisional

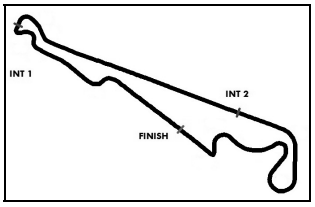

Circuit Paul Ricard Short, Length: 5791 m
Air temperature: 26.5°C
Track temperature: 30.7°C
Weather condition: Dry

Saturday 28.6.2014 11:42

Lap analysis: Qualifying Practice 2

16 Demirdjan, LIB/ van der Drift, NZL/ Sarkissian, LIB , — theoretical besttime: 2:03.207

Lap	Time	SE1	SP1	SE2	SP2	SE3	SP3	Lap	Time	SE1	SP1	SE2	SP2	SE3	SP3
1	2:38.034	1:07.405	82	32.867	268	57.762	194	5	2:03.615	37.471	94	***31.131***	276	55.013	195
2	2:10.039	42.004	91	31.812	276	56.223	194	6	2:03.853	***37.116***	***98***	31.171	***278***	55.566	***196***
3	2:18.771	37.957	97	31.178	276	1:09.636	195	7		37.591	83	31.767	274		
4	***2:03.495***	37.360	98	31.175	276	***54.960***	195								

17 Andersen, DNK/ Jensen, DNK , , — theoretical besttime: 2:01.250

Lap	Time	SE1	SP1	SE2	SP2	SE3	SP3	Lap	Time	SE1	SP1	SE2	SP2	SE3	SP3
1	4:09.701	2:40.103	96	31.383	275	58.215	195	5	2:02.506	36.766	99	30.675	***281***	55.065	***196***
2	2:01.937	36.794	97	30.638	***281***	54.505	196	6	2:01.957	36.808	98	***30.604***	279	54.545	195
3	***2:01.267***	***36.338***	98	30.621	280	***54.308***	196	7	2:15.675	37.961	94	30.971	277	1:06.743	
4	2:01.760	36.670	***102***	30.607	280	54.483	195								

19 Haupt, DEU/ Al Faisal, SAU/ Simonsen, SWE , — theoretical besttime: 2:01.832

Lap	Time	SE1	SP1	SE2	SP2	SE3	SP3	Lap	Time	SE1	SP1	SE2	SP2	SE3	SP3
1	2:07.550	41.102	92	31.099	271	55.349	192	5	2:02.938	37.272	95	30.873	276	54.793	194
2	2:04.739	37.639	***97***	30.966	275	56.134	193	6	2:02.487	36.953	94	30.660	277	54.874	194
3	2:02.547	37.119	95	***30.464***	***278***	54.964	194	7	2:23.579	41.236	80	32.764	271	1:09.579	
4	***2:02.098***	***36.799***	96	30.730	277	***54.569***	***194***								

22 Loggie, GBR/ Jones, GBR/ Westwood, GBR , — theoretical besttime: 2:03.112

Lap	Time	SE1	SP1	SE2	SP2	SE3	SP3	Lap	Time	SE1	SP1	SE2	SP2	SE3	SP3
1	2:26.116	56.932	93	31.924	267	57.260	191	5	2:06.033	37.469	96	***30.921***	269	57.643	191
2	2:05.940	37.894	96	31.208	268	56.838	191	6	2:04.279	37.235	95	31.091	270	55.953	***193***
3	2:05.282	38.071	***97***	31.039	269	56.172	192	7	***2:03.224***	***36.531***	94	31.033	***271***	***55.660***	193
4	2:06.499	37.965	94	31.018	269	57.516	188	8	2:18.634	37.405	95	31.147	269	1:10.082	

25 Gosselin, FRA/ Lagniez, FRA/ Sourd, FRA , — theoretical besttime: 2:03.118

Lap	Time	SE1	SP1	SE2	SP2	SE3	SP3	Lap	Time	SE1	SP1	SE2	SP2	SE3	SP3
1	2:40.443	1:09.578	86	33.115	267	57.750	190	5	2:04.666	***37.146***	***95***	***31.309***	273	56.211	187
2	2:06.439	39.286	86	31.770	271	55.383	190	6	2:05.408	37.890	94	31.832	272	55.686	***192***
3	2:04.314	37.520	93	32.131	271	***54.663***	191	7	2:04.876	37.404	93	31.364	***273***	56.108	190
4	***2:04.059***	37.223	95	31.579	272	55.257	190	8		43.331	78	36.747	261		

26 Ortelli, MCO/ Sandstroem, SWE/ Guilvert, FRA , — theoretical besttime: 1:58.693

Lap	Time	SE1	SP1	SE2	SP2	SE3	SP3	Lap	Time	SE1	SP1	SE2	SP2	SE3	SP3
1	6:08.386	4:39.339	101	31.760	269	57.287	194	5	1:59.048	35.651	***106***	***30.491***	271	52.906	194
2	1:59.228	35.726	105	30.562	***274***	52.940	***198***	6	***1:58.982***	***35.554***	104	30.539	272	52.889	195
3	2:00.396	36.891	102	30.587	273	52.918	195	7		36.871	103	30.870	271		
4	1:59.500	36.272	***106***	30.580	272	***52.648***	195								

35 Aksenov, RUS/ Faisca, PRT/ Chiyo, JPN , — theoretical besttime: 1:59.438

Lap	Time	SE1	SP1	SE2	SP2	SE3	SP3	Lap	Time	SE1	SP1	SE2	SP2	SE3	SP3
1	3:47.114	2:03.045	89	35.628	212	1:08.441	***201***	3	***1:59.730***	36.189	99	30.044	***281***	53.497	200
2	2:01.469	37.717	96	30.461	280	***53.291***	200	4	2:09.809	***36.147***	***100***	***30.000***	***281***	1:03.662	

38 Poole, GBR/ Abra, GBR/ Osborne, GBR , — theoretical besttime: 1:58.963

Lap	Time	SE1	SP1	SE2	SP2	SE3	SP3	Lap	Time	SE1	SP1	SE2	SP2	SE3	SP3
1	2:11.473	43.900	101	31.603	244	55.970	191	4	1:59.554	35.970	97	30.589	273	52.995	193
2	1:59.686	36.177	***102***	30.554	271	52.955	193	5	***1:59.173***	***35.880***	102	30.430	274	***52.863***	***194***
3	2:00.010	35.974	102	***30.220***	***276***	53.816	194	6		38.544	90	31.890	271		

41 Debs, FRA/ Cabannes, FRA/ Delhez, BEL , — theoretical besttime: 2:04.643

Lap	Time	SE1	SP1	SE2	SP2	SE3	SP3	Lap	Time	SE1	SP1	SE2	SP2	SE3	SP3
1	2:50.858	1:20.899	93	32.625	272	57.334	192	4	***2:04.789***	***37.201***	98	31.365	277	***56.223***	***194***
2	2:05.558	37.390	***100***	31.571	277	56.597	193	5		37.641	100	31.423	277		
3	2:06.308	37.759	100	***31.219***	***280***	57.330	193								

42 Vannelet, FRA/ Albert, BEL/ Lemeret, BEL , — theoretical besttime: 2:02.609

Lap	Time	SE1	SP1	SE2	SP2	SE3	SP3	Lap	Time	SE1	SP1	SE2	SP2	SE3	SP3
1	2:45.598	1:17.602	***99***	31.461	280	56.535	196	5	2:03.461	37.157	98	30.744	280	55.560	***197***
2	2:04.029	37.621	93	30.953	280	55.455	195	6	2:03.940	37.865	95	30.929	280	55.146	196
3	2:03.511	37.882	96	***30.496***	280	55.133	196	7	***2:03.274***	37.040	96	30.665	280	55.569	196
4	2:04.059	***37.032***	96	31.946	***281***	***55.081***	195	8		38.723	92	31.524	279		

Blancpain Endurance Series

Lap analysis Qualifying Practice 2

Provisional

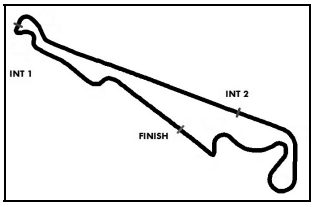

Circuit Paul Ricard Short, Length: 5791 m
Air temperature: 26.5°C
Track temperature: 30.7°C
Weather condition: Dry

Saturday 28.6.2014 11:42

Lap analysis: Qualifying Practice 2

43 Comandini, ITA/ Amos, ITA/ Colombo, ITA , **theoretical besttime: 2:00.305**

Lap	Time	SE1	SP1	SE2	SP2	SE3	SP3	Lap	Time	SE1	SP1	SE2	SP2	SE3	SP3
1	3:41.414	2:09.236	97	32.241	266	59.937	193	4	***2:00.305***	***36.086***	100	***30.746***	270	***53.473***	193
2	2:01.553	36.729	***101***	31.001	270	53.823	193	5	2:15.472	36.862	97	32.000	269	1:06.610	
3	2:00.819	36.109	100	30.820	***271***	53.890	***194***								

44 Al Harthy, OMA/ Jelley, GBR/ Caine, GBR , **theoretical besttime: 1:59.292**

Lap	Time	SE1	SP1	SE2	SP2	SE3	SP3	Lap	Time	SE1	SP1	SE2	SP2	SE3	SP3
1	3:37.120	2:04.056	92	33.155	241	59.909	196	4	***1:59.292***	***35.882***	***102***	***30.426***	273	***52.984***	***196***
2	2:00.691	36.460	100	30.832	272	53.399	194	5	2:19.029	39.964	92	33.167	271	1:05.898	
3	2:00.014	36.259	100	30.609	***273***	53.146	195								

49 Blank, USA/ Bachelier, FRA/ Mallegol, FRA , **theoretical besttime: 2:00.430**

Lap	Time	SE1	SP1	SE2	SP2	SE3	SP3	Lap	Time	SE1	SP1	SE2	SP2	SE3	SP3
1	3:27.728	1:50.182	95	38.152	227	59.394	196	4	***2:00.647***	***35.875***	104	***30.534***	***279***	54.238	***197***
2	2:02.130	36.621	104	30.954	278	54.555	197	5	2:18.723	38.025	94	31.681	278	1:09.017	
3	2:00.767	36.117	***105***	30.629	***279***	***54.021***	197								

50 Danyliw, CDN/ Knap, NLD/ Sonvico, ITA , **theoretical besttime: 1:59.179**

Lap	Time	SE1	SP1	SE2	SP2	SE3	SP3	Lap	Time	SE1	SP1	SE2	SP2	SE3	SP3
1	2:33.648	59.430	87	32.554	263	1:01.664	173	4	***1:59.357***	35.788	99	***29.895***	***281***	***53.674***	196
2	2:05.978	39.305	92	31.427	***281***	55.246	197	5	2:26.381	37.285	91	33.991	230	1:15.105	
3	2:03.472	***35.610***	***102***	30.169	280	57.693	***198***								

51 Barreiros, PRT/ Mann, GBR/ Guedes, PRT , **theoretical besttime: 2:03.984**

Lap	Time	SE1	SP1	SE2	SP2	SE3	SP3	Lap	Time	SE1	SP1	SE2	SP2	SE3	SP3
1	2:44.701	1:16.112	91	32.109	276	56.480	195	3	2:08.201	38.349	89	31.696	223	58.156	194
2	***2:03.984***	***37.060***	***97***	***30.488***	***277***	***56.436***	***196***	4	2:21.656	38.254	96	31.796	269	1:11.606	

55 Zheng, CHN/ Cheng, CHN/ Couto, MAC , **theoretical besttime: 1:59.494**

Lap	Time	SE1	SP1	SE2	SP2	SE3	SP3	Lap	Time	SE1	SP1	SE2	SP2	SE3	SP3
1	6:22.760	4:55.976	95	32.004	268	54.780	191	4	***1:59.595***	***35.934***	***100***	30.691	271	***52.970***	193
2	2:00.360	36.237	98	30.685	271	53.438	***193***	5	2:04.229	36.587	95	31.260	270	56.382	193
3	1:59.786	36.202	***100***	***30.590***	***271***	52.994	193	6	2:13.057	35.935	97	30.832	270	1:06.290	

70 Martins, FRA/ Trouillet, FRA/ Berville, FRA , **theoretical besttime: 2:01.278**

Lap	Time	SE1	SP1	SE2	SP2	SE3	SP3	Lap	Time	SE1	SP1	SE2	SP2	SE3	SP3
1	3:00.143	1:32.751	92	32.021	273	55.371	194	4	2:12.222	38.735	94	35.439	229	58.048	195
2	2:01.613	36.465	***102***	31.100	276	***54.048***	195	5		36.805	95	31.213	276		
3	***2:01.417***	***36.376***	97	***30.854***	***278***	54.187	***196***								

79 Smith, GBR/ McCaig, GBR/ Bryant, GBR , **theoretical besttime: 2:01.462**

Lap	Time	SE1	SP1	SE2	SP2	SE3	SP3	Lap	Time	SE1	SP1	SE2	SP2	SE3	SP3
1	2:13.880	46.298	96	31.758	267	55.824	193	4	2:02.172	36.726	97	30.874	***271***	54.572	193
2	2:02.357	36.847	95	31.077	267	54.433	193	5	***2:01.498***	***36.499***	***99***	***30.855***	269	54.144	193
3	2:02.152	37.009	96	31.035	268	***54.108***	***193***	6	2:14.132	38.163	90	30.919	270	1:05.050	

80 McMillen, GBR/ Strauss, DEU/ Buncombe, GBR , **theoretical besttime: 2:00.911**

Lap	Time	SE1	SP1	SE2	SP2	SE3	SP3	Lap	Time	SE1	SP1	SE2	SP2	SE3	SP3
1	2:23.713	57.619	94	30.776	276	55.318	198	3	***2:00.911***	***36.591***	***96***	***30.142***	***281***	***54.178***	***198***
2	2:01.645	36.872	95	30.367	279	54.406	198	4	2:13.415	36.693	95	30.821	279	1:05.901	

84 Primat, CHE/ Verdonck, BEL/ Buhk, DEU , **theoretical besttime: 1:58.894**

Lap	Time	SE1	SP1	SE2	SP2	SE3	SP3	Lap	Time	SE1	SP1	SE2	SP2	SE3	SP3
1	7:02.163	5:32.938	94	32.071	271	57.154	195	4	2:14.445	36.376	98	41.720	224	56.349	194
2	1:59.699	35.825	***100***	30.490	274	53.384	***197***	5	2:13.779	35.969	94	30.515	273	1:07.295	
3	***1:58.894***	***35.729***	97	***30.304***	***276***	***52.861***	196								

85 Wolf, DEU/ Afanasiev, RUS/ Dusseldorp, NLD , **theoretical besttime: 1:58.872**

Lap	Time	SE1	SP1	SE2	SP2	SE3	SP3	Lap	Time	SE1	SP1	SE2	SP2	SE3	SP3
1	6:58.791	5:22.455	84	38.957	242	57.379	196	4	2:03.857	37.001	96	30.557	***281***	56.299	196
2	2:01.914	36.560	100	31.034	276	54.320	196	5	2:00.897	36.464	100	30.270	276	54.163	***197***
3	***1:58.872***	***35.788***	***102***	***30.213***	278	***52.871***	196	6	2:14.823	35.825	100	30.308	276	1:08.690	

Blancpain Endurance Series

Lap analysis Qualifying Practice 2

Provisional

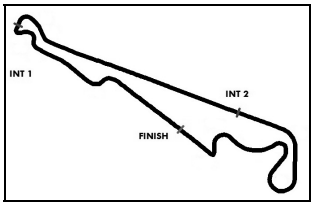

Circuit Paul Ricard Short, Length: 5791 m
Air temperature: 26.5°C
Track temperature: 30.7°C
Weather condition: Dry

Saturday 28.6.2014 11:42

Lap analysis: Qualifying Practice 2

90 Rizzoli, ITA/ Gai, ITA/ Castellacci, MCO , — **theoretical besttime: 1:58.568**

Lap	Time	SE1	SP1	SE2	SP2	SE3	SP3	Lap	Time	SE1	SP1	SE2	SP2	SE3	SP3
1	5:16.420							4	1:58.779	***35.581***	100	30.028	***279***	53.170	***198***
2	2:25.317	1:00.456	***100***	31.175	277	53.686	197	5		37.017	100	30.939	***279***		
3	***1:58.673***	35.686	98	***29.969***	***279***	***53.018***	197								

91 Mezard, FRA/ Perrodo, FRA , , — **theoretical besttime: 2:02.160**

Lap	Time	SE1	SP1	SE2	SP2	SE3	SP3	Lap	Time	SE1	SP1	SE2	SP2	SE3	SP3
1	3:01.318	1:31.549	93	33.443	269	56.326	195	5	2:02.841	37.024	***103***	30.553	***281***	55.264	195
2	3:47.877	37.514	98	30.947	281	2:39.416		6	***2:02.160***	***36.923***	100	***30.514***	281	***54.723***	196
3	2:28.196	58.590	98	32.421	266	57.185	***196***	7		39.645	95	32.988	278		
4	2:03.174	37.064	102	30.944	281	55.166	195								

93 Dermont, FRA/ Perera, FRA , , — **theoretical besttime: 2:02.354**

Lap	Time	SE1	SP1	SE2	SP2	SE3	SP3	Lap	Time	SE1	SP1	SE2	SP2	SE3	SP3
1	3:11.112	1:34.819	89	38.514	242	57.779	182	4	2:02.554	36.949	***97***	***30.791***	276	***54.814***	194
2	2:07.532	38.793	95	32.726	253	56.013	***196***	5	2:04.625	38.266	95	31.328	274	55.031	195
3	***2:02.376***	***36.749***	97	30.799	***277***	54.828	194	6	2:16.855	37.662	93	31.248	274	1:07.945	

98 Demoustier, FRA/ Lapierre, FRA/ Parente, PRT , — **theoretical besttime: 2:12.802**

Lap	Time	SE1	SP1	SE2	SP2	SE3	SP3	Lap	Time	SE1	SP1	SE2	SP2	SE3	SP3
1	3:34.833	1:46.826	74	36.213	244	1:11.794	177	3	2:37.691	46.713	88	38.029	242	1:12.949	
2	***2:12.802***	***40.655***	***92***	***31.978***	***273***	***1:00.169***	***194***								

99 Soucek, ESP/ Korjus, EST/ Estre, FRA , — **theoretical besttime: 1:58.016**

Lap	Time	SE1	SP1	SE2	SP2	SE3	SP3	Lap	Time	SE1	SP1	SE2	SP2	SE3	SP3
1	4:07.262	2:41.932	100	30.568	276	54.762	196	3	2:21.095	43.478	91	37.571	219	1:00.046	***196***
2	***1:58.016***	***35.209***	***105***	***30.227***	***278***	***52.580***	194	4	2:13.930	35.432	104	30.279	277	1:08.219	

111 Earle, USA/ Kremer, DEU/ Caccia, ITA , — **theoretical besttime: 2:03.711**

Lap	Time	SE1	SP1	SE2	SP2	SE3	SP3	Lap	Time	SE1	SP1	SE2	SP2	SE3	SP3
1	3:52.564	2:14.875	85	34.711	252	1:02.978	194	5	2:04.499	***36.850***	100	30.825	280	56.824	196
2	2:11.090	37.960	99	31.148	273	1:01.982	196	6	2:07.863	37.525	95	32.935	244	57.403	***197***
3	2:04.079	37.079	97	***30.660***	278	56.340	193	7	***2:03.791***	36.871	100	30.719	***281***	***56.201***	197
4	2:08.035	37.568	***101***	31.174	239	59.293	196	8		37.195	99				

333 Solikhov, RUS/ Kogay, RUS/ Seefried, DEU , — **theoretical besttime: 2:04.746**

Lap	Time	SE1	SP1	SE2	SP2	SE3	SP3	Lap	Time	SE1	SP1	SE2	SP2	SE3	SP3
1	2:31.453	1:02.025	93	30.862	280	58.566	***196***	4	2:23.987	44.771	84	37.614	260	1:01.602	195
2	2:05.658	37.961	***99***	30.869	280	***56.828***	191	5	2:05.394	37.645	93	30.829	***281***	56.920	***196***
3	***2:04.982***	***37.361***	97	***30.557***	279	57.064	192	6		38.067	95	31.748	267		

350 Duqueine, FRA/ Gorini, FRA/ Lanchere, FRA , — **theoretical besttime: 2:00.816**

Lap	Time	SE1	SP1	SE2	SP2	SE3	SP3	Lap	Time	SE1	SP1	SE2	SP2	SE3	SP3
1	3:29.323	1:47.845	82	37.618	256	1:03.860	194	5	2:01.581	36.828	102	30.494	277	54.259	194
2	2:02.376	37.401	104	30.653	277	54.322	194	6	***2:01.135***	36.781	103	30.545	277	***53.809***	195
3	2:01.361	36.955	***104***	***30.452***	***278***	53.954	***197***	7		36.963	101	35.751	200		
4	2:02.704	***36.555***	101	30.457	278	55.692	193								

458 Ehret, FRA/ Mattschull, DEU/ Schmickler, DEU , — **theoretical besttime: 1:59.220**

Lap	Time	SE1	SP1	SE2	SP2	SE3	SP3	Lap	Time	SE1	SP1	SE2	SP2	SE3	SP3
1	3:48.651	2:16.714	99	32.009	275	59.928	196	5	2:16.853	40.064	85	36.032	233	1:00.757	196
2	2:05.244	36.623	93	32.778	274	55.843	***198***	6	***1:59.234***	***35.879***	103	30.044	280	***53.311***	195
3	2:00.003	36.236	101	30.055	***281***	53.712	198	7		41.356	88	38.808	210		
4	2:00.075	36.248	***105***	***30.030***	279	53.797	196								

Blancpain Endurance Series

Result List Qualifying Practice 3

Official

Amended
28.6.2014 - 17:15

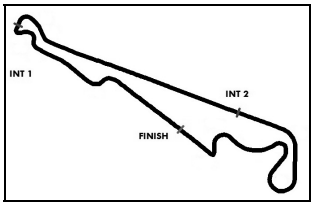

Circuit Paul Ricard Short, Length: 5791 m
Air temperature: 25.2°C
Track temperature: 35.2°C
Weather condition: Dry

Saturday 28.6.2014 12:05

started : 37 **classified : 37** **not classified : 0**

	Nr.	Drivers	Team	Lap	Best Time	Gap	Diff	Kph	Day Time
	Cl.	Car	Entrant						
1	98	Demoustier/Lapierre/Parente	**ART Grand Prix**	5	**1:57.198**			177,9	12:20:11
	PRO	McLaren MP4-12C	ART Grand Prix						
2	85	Wolf/Afanasiev/**Dusseldorp**	**HTP Motorsport**	6	**1:57.530**	0.332	0.332	177,4	12:20:42
	PRO	Mercedes SLS AMG GT3	HTP Motorsport						
3	12	Hassid/**Catsburg**	**TDS Racing**	6	**1:57.643**	0.445	0.113	177,2	12:22:13
	PAM	BMW Z4	Thiriet by TDS Racing						
4	35	Aksenov/Faisca/**Chiyo**	**Nissan GT Academy Team RJN**	6	**1:57.689**	0.491	0.046	177,1	12:22:36
	PAM	Nissan GT-R Nismo GT3	Nissan GT Academy Team RJN						
5	10	Clement/Lariche/**Armindo**	**TDS Racing**	6	**1:57.743**	0.545	0.054	177,1	12:21:59
	PAM	BMW Z4	Thiriet by TDS Racing						
6	26	Sandstroem/Ortelli/**Guilvert**	**Sainteloc Racing**	5	**1:57.971**	0.773	0.228	176,7	12:20:21
	PRO	Audi R8 LMS Ultra	Sainteloc Junior Team						
7	7	Smith/Meyrick/**Kane**	**M-Sport Bentley**	7	**1:57.984**	0.786	0.013	176,7	12:22:37
	PRO	Bentley Continental GT3	M-Sport Bentley						
8	90	Rizzoli/Gai/**Castellacci**	**Scuderia Villorba Corse**	5	**1:58.050**	0.852	0.066	176,6	12:20:51
	PAM	Ferrari 458 Italia	Scuderia Vilorba Corse SRL						
9	84	Primat/Verdonck/**Buhk**	**HTP Motorsport**	5	**1:58.158**	0.960	0.108	176,4	12:20:36
	PRO	Mercedes SLS AMG GT3	HTP Motorsport						
10	19	Haupt/Al Faisal/**Simonsen**	**Black Falcon**	6	**1:58.282**	1.084	0.124	176,3	12:20:20
	PRO	Mercedes SLS AMG GT3	Black Falcon						
11	333	Solikhov/Kogay/**Seefried**	**GT Corse by Rinaldi**	2	**1:58.344**	1.146	0.062	176,2	12:10:34
	PAM	Ferrari 458 Italia	GT Corse by Rinaldi						
12	38	Poole/Abra/**Osborne**	**MP Motorsport AMR**	6	**1:58.406**	1.208	0.062	176,1	12:20:19
	PAM	Aston Martin Vantage GT3	Aston Martin Racing						
13	93	Dermont/**Perera**	**Pro GT by Almeras**	6	**1:58.460**	1.262	0.054	176,0	12:23:36
	PAM	Porsche 997 GT3 R	Pro GT by Almeras						
14	17	Andersen/**Jensen**	**Insightracing with Flex-Box**	6	**1:58.536**	1.338	0.076	175,9	12:21:17
	PAM	Ferrari 458 Italia	Insightracing dk						
15	43	Comandini/Amos/**Colombo**	**ROAL Motorsport**	5	**1:58.542**	1.344	0.006	175,9	12:20:42
	PAM	BMW Z4	ROAL Motorsport						
16	44	Caine/Al Harthy/**Jelley**	**Oman Racing Team**	5	**1:58.560**	1.362	0.018	175,8	12:22:04
	PRO	Aston Martin Vantage GT3	Oman Racing Team						
17	79	Smith/McCaig/**Bryant**	**Ecurie Ecosse**	6	**1:58.583**	1.385	0.023	175,8	12:22:07
	PAM	BMW Z4	Alasdair McCaig						
18	50	Danyliw/**Sonvico**/Knap	**AF Corse**	2	**1:58.584**	1.386	0.001	175,8	12:09:33
	PAM	Ferrari 458 Italia	AF Corse						
19	11	Broniszewski/Bonacini/**Frezza**	**Kessel Racing**	5	**1:58.621**	1.423	0.037	175,7	12:18:57
	PAM	Ferrari 458 Italia	Kessel Racing						
20	1	Ramos/Basseng/**Vanthoor**	**Belgian Audi Club Team WRT**	2	**1:58.747**	1.549	0.126	175,6	12:10:12
	PRO	Audi R8 LMS Ultra	Belgian Audi Club Team WRT						
21	51	Barreiros/Mann/**Guedes**	**AF Corse**	6	**1:58.875**	1.677	0.128	175,4	12:20:53
	GTR	Ferrari 458 Italia	AF Corse						
22	3	Mies/Nash/**Stippler**	**Belgian Audi Club Team WRT**	2	**1:59.008**	1.810	0.133	175,2	12:09:12
	PRO	Audi R8 LMS Ultra	Belgian Audi Club Team WRT						
23	42	Vannelet/Albert/**Lemeret**	**Sport Garage**	5	**1:59.194**	1.996	0.186	174,9	12:20:41
	PAM	Ferrari 458 Italia	Gilles Vannelet						
24	55	Zheng/Cheng/**Couto**	**Brothers Racing Team**	4	**1:59.398**	2.200	0.204	174,6	12:21:01
	PRO	Audi R8 LMS Ultra	Brothers Racing Team						
25	16	Sarkissian/Demirdjan/**van der Drift**	**Boutsen Ginion**	4	**1:59.617**	2.419	0.219	174,3	12:19:10
	PAM	McLaren MP4-12C	Boutsen Ginion Racing						

Blancpain Endurance Series

Result List Qualifying Practice 3

Official

Amended
28.6.2014 - 17:15

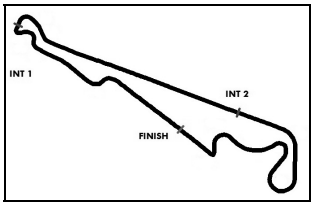

Circuit Paul Ricard Short, Length: 5791 m
Air temperature: 25.2°C
Track temperature: 35.2°C
Weather condition: Dry

Saturday 28.6.2014 12:05

started : 37 **classified : 37** **not classified : 0**

	Nr.	Drivers	Team	Lap	Best Time	Gap	Diff	Kph	Day Time
	Cl.	Car	Entrant						
26	15	Ojjeh/Grotz/**Vervisch**	**Boutsen Ginion**	7	**1:59.891**	2.693	0.274	173,9	12:23:00
	PAM	McLaren MP4-12C	Boutsen Ginion Racing						
27	350	Duqueine/Gorini/**Lanchere**	**Duqueine Engineering**	6	**1:59.895**	2.697	0.004	173,9	12:21:02
	GTR	Ferrari 458 Italia	Duqueine Engineering						
28	458	Ehret/Mattschull/**Schmickler**	**GT Corse by Rinaldi**	6	**2:00.090**	2.892	0.195	173,6	12:21:54
	GTR	Ferrari 458 Italia	GT Corse by Rinaldi						
29	14	Frey/Gardel/**Barth**	**Emil Frey Racing**	5	**2:00.317**	3.119	0.227	173,3	12:20:25
	PAM	Emil Frey G3 Jaguar	Emil Frey Racing						
30	91	Mezard/**Perrodo**	**Scuderia Villorba Corse**	6	**2:00.382**	3.184	0.065	173,2	12:23:30
	GTR	Ferrari 458 Italia	Scuderia Vilorba Corse SRL						
31	4	Kelders/Blanchemain/**Hirschi**	**Belgian Audi Club Team WRT**	6	**2:01.336**	4.138	0.954	171,8	12:20:32
	GTR	Audi R8 LMS Ultra	Belgian Audi Club Team WRT						
32	111	Earle/**Caccia**/Kremer	**Kessel Racing**	6	**2:01.626**	4.428	0.290	171,4	12:21:25
	GTR	Ferrari 458 Italia	Kessel Racing						
33	2	Teneketzian/Pourquie/**Chaix**	**Belgian Audi Club Team WRT**	8	**2:02.368**	5.170	0.742	170,4	12:24:41
	GTR	Audi R8 LMS Ultra	Belgian Audi Club Team WRT						
34	41	Debs/Cabannes/**Delhez**	**Sport Garage**	4	**2:02.916**	5.718	0.548	169,6	12:19:07
	GTR	Ferrari 458 Italia	Romain Brandela						
35	22	Jones/Loggie/**Westwood**	**Team Parker Racing**	7	**2:03.072**	5.874	0.156	169,4	12:23:23
	GTR	Audi R8 LMS Ultra	Team Parker Racing LTD						
36	70	Martins/Trouillet/**Berville**	**Graff Racing**	7	**2:03.136**	5.938	0.064	169,3	12:23:35
	PAM	Porsche 997 GT3 R	Eric Trouillet						
	99	Korjus/Soucek/Estre	**ART Grand Prix**	0					
	PRO	McLaren MP4-12C	ART Grand Prix						

Following stewards decision no. 15,16,19 cancellation of all times of Q3 for car no. 8,80,25

Following stewards decision no. 21 cancellation of all times of Qualifying times for car no.49

Steward: Steward: Steward:

Blancpain Endurance Series

Result List - Class Qualifying Practice 3

Official

Amended
28.6.2014 - 17:15

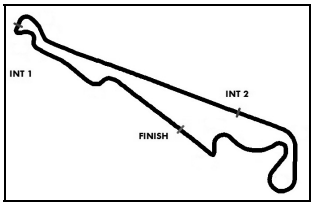

Circuit Paul Ricard Short, Length: 5791 m
Air temperature: 25.3°C
Track temperature: 35.0°C
Weather condition: Dry

Saturday 28.6.2014 12:05

started : 37 classified : 37 not classified : 0

CLASS: Gentlemen Trophy

Started: 9 Classified: 9 Not Classified: 0

	Nr.	Drivers / Car	Team / Competitor	Lap	Best Time	Gap	Diff	Kph	Day Time
1	51	Barreiros/Mann/**Guedes** Ferrari 458 Italia	**AF Corse** AF Corse	6	**1:58.875**			175,4	12:20:53
2	350	Duqueine/Gorini/**Lanchere** Ferrari 458 Italia	**Duqueine Engineering** Duqueine Engineering	6	**1:59.895**	1.020	1.020	173,9	12:21:02
3	458	Ehret/Mattschull/**Schmickler** Ferrari 458 Italia	**GT Corse by Rinaldi** GT Corse by Rinaldi	6	**2:00.090**	1.215	0.195	173,6	12:21:54
4	91	Mezard/**Perrodo** Ferrari 458 Italia	**Scuderia Villorba Corse** Scuderia Vilorba Corse SRL	6	**2:00.382**	1.507	0.292	173,2	12:23:30
5	4	Kelders/Blanchemain/**Hirschi** Audi R8 LMS Ultra	**Belgian Audi Club Team WRT** Belgian Audi Club Team WRT	6	**2:01.336**	2.461	0.954	171,8	12:20:32
6	111	Earle/**Caccia**/Kremer Ferrari 458 Italia	**Kessel Racing** Kessel Racing	6	**2:01.626**	2.751	0.290	171,4	12:21:25
7	2	Teneketzian/Pourquie/**Chaix** Audi R8 LMS Ultra	**Belgian Audi Club Team WRT** Belgian Audi Club Team WRT	8	**2:02.368**	3.493	0.742	170,4	12:24:41
8	41	Debs/Cabannes/**Delhez** Ferrari 458 Italia	**Sport Garage** Romain Brandela	4	**2:02.916**	4.041	0.548	169,6	12:19:07
9	22	Jones/Loggie/**Westwood** Audi R8 LMS Ultra	**Team Parker Racing** Team Parker Racing LTD	7	**2:03.072**	4.197	0.156	169,4	12:23:23

CLASS: PRO-AM CUP

Started: 17 Classified: 17 Not Classified: 0

	Nr.	Drivers / Car	Team / Competitor	Lap	Best Time	Gap	Diff	Kph	Day Time
1	12	Hassid/**Catsburg** BMW Z4	**TDS Racing** Thiriet by TDS Racing	6	**1:57.643**			177,2	12:22:13
2	35	Aksenov/Faisca/**Chiyo** Nissan GT-R Nismo GT3	**Nissan GT Academy Team RJN** Nissan GT Academy Team RJN	6	**1:57.689**	0.046	0.046	177,1	12:22:36
3	10	Clement/Lariche/**Armindo** BMW Z4	**TDS Racing** Thiriet by TDS Racing	6	**1:57.743**	0.100	0.054	177,1	12:21:59
4	90	Rizzoli/Gai/**Castellacci** Ferrari 458 Italia	**Scuderia Villorba Corse** Scuderia Vilorba Corse SRL	5	**1:58.050**	0.407	0.307	176,6	12:20:51
5	333	Solikhov/Kogay/**Seefried** Ferrari 458 Italia	**GT Corse by Rinaldi** GT Corse by Rinaldi	2	**1:58.344**	0.701	0.294	176,2	12:10:34
6	38	Poole/Abra/**Osborne** Aston Martin Vantage GT3	**MP Motorsport AMR** Aston Martin Racing	6	**1:58.406**	0.763	0.062	176,1	12:20:19
7	93	Dermont/**Perera** Porsche 997 GT3 R	**Pro GT by Almeras** Pro GT by Almeras	6	**1:58.460**	0.817	0.054	176,0	12:23:36
8	17	Andersen/**Jensen** Ferrari 458 Italia	**Insightracing with Flex-Box** Insightracing dk	6	**1:58.536**	0.893	0.076	175,9	12:21:17
9	43	Comandini/Amos/**Colombo** BMW Z4	**ROAL Motorsport** ROAL Motorsport	5	**1:58.542**	0.899	0.006	175,9	12:20:42
10	79	Smith/McCaig/**Bryant** BMW Z4	**Ecurie Ecosse** Alasdair McCaig	6	**1:58.583**	0.940	0.041	175,8	12:22:07
11	50	Danyliw/**Sonvico**/Knap Ferrari 458 Italia	**AF Corse** AF Corse	2	**1:58.584**	0.941	0.001	175,8	12:09:33
12	11	Broniszewski/Bonacini/**Frezza** Ferrari 458 Italia	**Kessel Racing** Kessel Racing	5	**1:58.621**	0.978	0.037	175,7	12:18:57
13	42	Vannelet/Albert/**Lemeret** Ferrari 458 Italia	**Sport Garage** Gilles Vannelet	5	**1:59.194**	1.551	0.573	174,9	12:20:41
14	16	Sarkissian/Demirdjan/**van der Drift** McLaren MP4-12C	**Boutsen Ginion** Boutsen Ginion Racing	4	**1:59.617**	1.974	0.423	174,3	12:19:10

Blancpain Endurance Series

Result List - Class Qualifying Practice 3

Official

Amended
28.6.2014 - 17:15

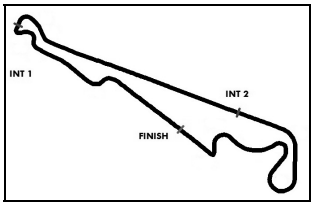

Circuit Paul Ricard Short, Length: 5791 m
Air temperature: 25.3°C
Track temperature: 35.0°C
Weather condition: Dry

Saturday 28.6.2014 12:05

started : 37 classified : 37 not classified : 0

	Nr.	Drivers / Car	Team / Competitor	Lap	Best Time	Gap	Diff	Kph	Day Time
15	15	Ojjeh/Grotz/**Vervisch** McLaren MP4-12C	**Boutsen Ginion** Boutsen Ginion Racing	7	**1:59.891**	2.248	0.274	173,9	12:23:00
16	14	Frey/Gardel/**Barth** Emil Frey G3 Jaguar	**Emil Frey Racing** Emil Frey Racing	5	**2:00.317**	2.674	0.426	173,3	12:20:25
17	70	Martins/Trouillet/**Berville** Porsche 997 GT3 R	**Graff Racing** Eric Trouillet	7	**2:03.136**	5.493	2.819	169,3	12:23:35

CLASS: PRO CUP

Started: 11 Classified: 11 Not Classified: 0

1	98	Demoustier/Lapierre/Parente McLaren MP4-12C	**ART Grand Prix** ART Grand Prix	5	**1:57.198**			177,9	12:20:11
2	85	Wolf/Afanasiev/**Dusseldorp** Mercedes SLS AMG GT3	**HTP Motorsport** HTP Motorsport	6	**1:57.530**	0.332	0.332	177,4	12:20:42
3	26	Sandstroem/Ortelli/**Guilvert** Audi R8 LMS Ultra	**Sainteloc Racing** Sainteloc Junior Team	5	**1:57.971**	0.773	0.441	176,7	12:20:21
4	7	Smith/Meyrick/**Kane** Bentley Continental GT3	**M-Sport Bentley** M-Sport Bentley	7	**1:57.984**	0.786	0.013	176,7	12:22:37
5	84	Primat/Verdonck/**Buhk** Mercedes SLS AMG GT3	**HTP Motorsport** HTP Motorsport	5	**1:58.158**	0.960	0.174	176,4	12:20:36
6	19	Haupt/Al Faisal/**Simonsen** Mercedes SLS AMG GT3	**Black Falcon** Black Falcon	6	**1:58.282**	1.084	0.124	176,3	12:20:20
7	44	Caine/Al Harthy/**Jelley** Aston Martin Vantage GT3	**Oman Racing Team** Oman Racing Team	5	**1:58.560**	1.362	0.278	175,8	12:22:04
8	1	Ramos/Basseng/**Vanthoor** Audi R8 LMS Ultra	**Belgian Audi Club Team WRT** Belgian Audi Club Team WRT	2	**1:58.747**	1.549	0.187	175,6	12:10:12
9	3	Mies/Nash/**Stippler** Audi R8 LMS Ultra	**Belgian Audi Club Team WRT** Belgian Audi Club Team WRT	2	**1:59.008**	1.810	0.261	175,2	12:09:12
10	55	Zheng/Cheng/**Couto** Audi R8 LMS Ultra	**Brothers Racing Team** Brothers Racing Team	4	**1:59.398**	2.200	0.390	174,6	12:21:01
	99	Korjus/Soucek/Estre McLaren MP4-12C	**ART Grand Prix** ART Grand Prix	0					

Following stewards decision no. 15,16,19 cancellation of all times of Q3 for car no. 8,80,25

Following stewards decision no. 21 cancellation of all times of Qualifying times for car no.49

Steward: Steward: Steward:

Blancpain Endurance Series

Lap analysis Qualifying Practice 3

Provisional

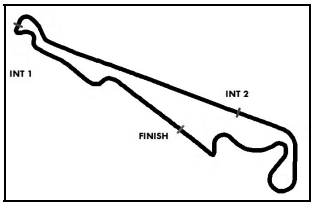

Circuit Paul Ricard Short, Length: 5791 m
Air temperature: 25.6°C
Track temperature: 31.8°C
Weather condition: Dry

Saturday 28.6.2014 12:05

Lap analysis: Qualifying Practice 3

1 Ramos, BRA/ Basseng, DEU/ Vanthoor, BEL , — theoretical besttime: 1:58.535

Lap	Time	SE1	SP1	SE2	SP2	SE3	SP3	Lap	Time	SE1	SP1	SE2	SP2	SE3	SP3
1	3:14.110	1:43.414	96	31.422	265	59.274	192	5	1:58.897	35.521	***102***	31.022	265	52.354	***195***
2	***1:58.747***	35.525	101	***30.926***	***266***	***52.296***	193	6	2:01.056	35.518	101	30.992	265	54.546	195
3	3:02.909	***35.313***	101	38.733	166	1:48.863		7	2:22.031	36.375	94	34.478	230	1:11.178	
4	4:32.939	2:59.945	97	33.242	227	59.752	194								

2 Teneketzian, FRA/ Pourquie, FRA/ Chaix, FRA , — theoretical besttime: 2:02.286

Lap	Time	SE1	SP1	SE2	SP2	SE3	SP3	Lap	Time	SE1	SP1	SE2	SP2	SE3	SP3
1	2:55.600	1:26.239	97	31.979	245	57.382	191	6	2:03.076	36.961	***101***	31.173	270	54.942	192
2	2:03.463	37.153	97	31.371	269	54.939	***194***	7	2:03.480	37.593	98	***31.027***	***273***	54.860	193
3	2:40.641	37.029	99	31.228	271	1:32.384		8	***2:02.368***	***36.681***	99	31.044	269	54.643	192
4	3:50.154	2:19.312	94	32.470	266	58.372	188	9		47.933	66	54.382	177		
5	2:03.136	37.193	101	31.365	269	***54.578***	192								

3 Nash, GBR/ Stippler, DEU/ Mies, DEU , — theoretical besttime: 1:58.325

Lap	Time	SE1	SP1	SE2	SP2	SE3	SP3	Lap	Time	SE1	SP1	SE2	SP2	SE3	SP3
1	2:13.936	43.117	96	31.712	262	59.107	192	4	4:49.994	3:20.664	93	31.184	269	58.146	194
2	***1:59.008***	36.139	98	30.699	271	***52.170***	***195***	5	1:59.031	36.083	101	30.738	269	52.210	195
3	2:24.781	***35.746***	***103***	***30.409***	***276***	1:18.626		6	2:37.217	37.569	97	34.903	208	1:24.745	

4 Kelders, FRA/ Blanchemain, FRA/ Hirschi, CHE , — theoretical besttime: 2:01.162

Lap	Time	SE1	SP1	SE2	SP2	SE3	SP3	Lap	Time	SE1	SP1	SE2	SP2	SE3	SP3
1	2:29.682	55.585	96	32.051	269	1:02.046	192	5	2:02.627	37.260	99	31.164	270	54.203	***196***
2	2:03.110	36.974	***103***	31.095	270	55.041	192	6	***2:01.336***	36.549	99	30.839	271	***53.948***	196
3	2:27.411	37.740	103	***30.735***	***273***	1:18.936		7	2:01.757	***36.479***	102	30.894	270	54.384	192
4	4:28.667	2:56.667	99	31.528	269	1:00.472	194	8	2:23.891	36.544	103	30.844	271	1:16.503	

7 Smith, GBR/ Meyrick, GBR/ Kane, GBR , — theoretical besttime: 1:57.870

Lap	Time	SE1	SP1	SE2	SP2	SE3	SP3	Lap	Time	SE1	SP1	SE2	SP2	SE3	SP3
1	3:56.146	2:19.042	92	33.059	225	1:04.045	196	5	1:58.961	35.589	100	30.398	271	52.974	196
2	2:00.739	35.910	92	30.581	271	54.248	188	6	1:58.240	35.479	99	***30.300***	273	52.461	194
3	2:50.031	43.926	77	43.697	184	1:22.408		7	***1:57.984***	***35.234***	100	30.414	***274***	***52.336***	***196***
4	2:55.526	1:19.595	***100***	30.461	271	1:05.470	196	8	2:31.091	42.596	81	33.795	243	1:14.700	

8 D Ambrosio, BEL/ Tappy, GBR/ Leclerc, FRA , — theoretical besttime: 1:57.957

Lap	Time	SE1	SP1	SE2	SP2	SE3	SP3	Lap	Time	SE1	SP1	SE2	SP2	SE3	SP3
1	2:11.255	44.469	95	30.844	271	55.942	194	5	2:38.177	1:10.114	92	31.644	269	56.419	196
2	1:59.052	36.018	98	30.367	271	52.667	194	6	1:58.515	35.781	99	30.221	273	52.513	195
3	***1:57.957***	***35.403***	99	***30.178***	***274***	***52.376***	***196***	7	2:09.227	35.443	***102***	30.210	273	1:03.574	
4	3:03.299	49.960	90	42.137	175	1:31.202									

10 Clement, FRA/ Lariche, FRA/ Armindo, FRA , — theoretical besttime: 1:57.620

Lap	Time	SE1	SP1	SE2	SP2	SE3	SP3	Lap	Time	SE1	SP1	SE2	SP2	SE3	SP3
1	2:49.439	1:18.951	89	33.734	240	56.754	194	5	1:58.297	35.621	97	30.479	269	52.197	***195***
2	1:58.521	35.677	100	30.367	***271***	52.477	194	6	***1:57.743***	***35.113***	99	30.486	270	***52.144***	195
3	5:34.225	35.242	99	***30.363***	***271***	4:28.620		7		35.399	***101***	30.536	247		
4	2:41.689	59.109	87	38.813	205	1:03.767	194								

11 Broniszewski, POL/ Bonacini, ITA/ Frezza, ITA , — theoretical besttime: 1:58.439

Lap	Time	SE1	SP1	SE2	SP2	SE3	SP3	Lap	Time	SE1	SP1	SE2	SP2	SE3	SP3
1	2:31.894	47.524	98	31.054	278	1:13.316		5	***1:58.621***	35.703	104	30.097	279	52.821	198
2	3:16.267	1:51.440	98	30.758	279	54.069	198	6	1:58.644	35.815	***105***	***30.080***	***280***	***52.749***	***199***
3	2:41.208	45.304	74	39.616	225	1:16.288		7	1:58.667	***35.610***	103	30.112	279	52.945	199
4	3:29.808	1:57.955	84	32.102	254	59.751	198	8	2:28.212	35.738	101	35.426	231	1:17.048	

12 Hassid, FRA/ Catsburg, NLD , , — theoretical besttime: 1:57.395

Lap	Time	SE1	SP1	SE2	SP2	SE3	SP3	Lap	Time	SE1	SP1	SE2	SP2	SE3	SP3
1	2:47.455	1:07.261	79	42.133	232	58.061	195	5	1:57.790	35.496	101	30.298	271	***51.996***	***196***
2	2:08.772	35.931	99	32.623	267	1:00.218	195	6	***1:57.643***	***35.157***	101	30.276	272	52.210	196
3	5:43.930	35.558	***102***	***30.242***	***273***	4:38.130		7		35.361	99	30.366	***273***		
4	2:38.561	1:01.752	84	33.525	267	1:03.284	195								

Blancpain Endurance Series

Lap analysis Qualifying Practice 3

Provisional

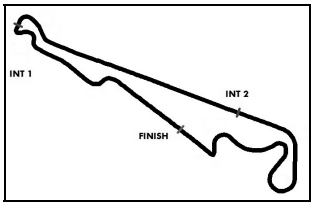

Circuit Paul Ricard Short, Length: 5791 m
Air temperature: 25.6°C
Track temperature: 31.8°C
Weather condition: Dry

Saturday 28.6.2014 12:05

Lap analysis: Qualifying Practice 3

14 Frey, CHE/ Gardel, CHE/ Barth, CHE , — theoretical besttime: 1:59.705

Lap	Time	SE1	SP1	SE2	SP2	SE3	SP3	Lap	Time	SE1	SP1	SE2	SP2	SE3	SP3
1	2:38.841	1:09.627	98	32.761	275	56.453	194	5	***2:00.317***	36.379	100	30.232	282	***53.706***	***197***
2	2:01.246	36.503	97	30.477	281	54.266	196	6	2:00.448	36.378	99	***30.089***	283	53.981	196
3	6:04.468	***35.910***	***100***	30.289	***283***	4:58.269		7	2:00.514	36.393	96	30.316	280	53.805	196
4	2:41.064	1:06.113	76	37.333	263	57.618	196	8	2:50.703	45.420	76	41.078	225	1:24.205	

15 Ojjeh, SAU/ Grotz, / Vervisch, BEL , — theoretical besttime: 1:59.514

Lap	Time	SE1	SP1	SE2	SP2	SE3	SP3	Lap	Time	SE1	SP1	SE2	SP2	SE3	SP3
1	2:28.067	54.381	97	31.384	271	1:02.302	194	5	2:00.497	36.452	101	30.654	276	53.391	194
2	2:00.521	36.725	103	30.716	276	***53.080***	194	6	1:59.960	36.136	104	30.572	276	53.252	194
3	4:55.815	36.153	102	30.576	***277***	3:49.086		7	***1:59.891***	***35.863***	***104***	***30.571***	276	53.457	195
4	2:36.199	1:03.771	99	32.155	260	1:00.273	***195***	8		36.071	103	30.840	243		

16 Demirdjan, LIB/ van der Drift, NZL/ Sarkissian, LIB , — theoretical besttime: 1:59.478

Lap	Time	SE1	SP1	SE2	SP2	SE3	SP3	Lap	Time	SE1	SP1	SE2	SP2	SE3	SP3
1	4:10.483	2:41.557	89	33.006	263	55.920	***198***	4	***1:59.617***	35.859	102	30.421	276	***53.337***	197
2	5:32.533	36.103	102	***30.396***	***278***	4:26.034		5	1:59.714	***35.745***	***103***	30.440	276	53.529	197
3	2:28.130	1:00.883	95	31.895	271	55.352	197	6		42.672	88	33.147	241		

17 Andersen, DNK/ Jensen, DNK , , — theoretical besttime: 1:58.525

Lap	Time	SE1	SP1	SE2	SP2	SE3	SP3	Lap	Time	SE1	SP1	SE2	SP2	SE3	SP3
1	3:10.653	1:43.801	100	30.737	277	56.115	195	5	1:58.954	35.748	102	30.336	278	52.870	***197***
2	2:01.468	35.854	100	30.387	278	55.227	195	6	***1:58.536***	35.596	100	***30.266***	278	***52.674***	197
3	3:01.846	***35.585***	97	38.716	162	1:47.545		7	1:58.838	35.661	98	30.423	***279***	52.754	197
4	4:06.219	2:38.782	***102***	32.285	269	55.152	197	8	2:33.387	41.021	83	36.688	226	1:15.678	

19 Haupt, DEU/ Al Faisal, SAU/ Simonsen, SWE , — theoretical besttime: 1:58.266

Lap	Time	SE1	SP1	SE2	SP2	SE3	SP3	Lap	Time	SE1	SP1	SE2	SP2	SE3	SP3
1	2:18.891	44.145	96	30.885	273	1:03.861	195	5	1:58.709	35.599	100	30.269	278	52.841	197
2	1:59.560	36.317	100	30.308	278	52.935	196	6	***1:58.282***	***35.510***	100	30.107	***281***	***52.665***	197
3	2:22.625	35.530	***101***	***30.091***	***281***	1:17.004		7	1:58.906	35.666	99	30.132	280	53.108	***197***
4	4:43.049	3:14.963	98	31.009	273	57.077	196	8	2:30.156	37.467	97	31.863	273	1:20.826	

22 Loggie, GBR/ Jones, GBR/ Westwood, GBR , — theoretical besttime: 2:02.405

Lap	Time	SE1	SP1	SE2	SP2	SE3	SP3	Lap	Time	SE1	SP1	SE2	SP2	SE3	SP3
1	2:39.348	1:07.978	96	33.354	264	58.016	195	5	2:07.047	39.032	95	31.281	269	56.734	194
2	2:04.333	37.754	96	31.067	***272***	55.512	195	6	2:08.094	37.014	96	31.253	255	59.827	194
3	2:33.957	***36.695***	***99***	***30.788***	***272***	1:26.474		7	***2:03.072***	37.035	97	31.115	***272***	***54.922***	***196***
4	4:48.197	3:12.492	96	31.256	269	1:04.449	192	8	2:34.240	42.301	91	32.675	270	1:19.264	

25 Gosselin, FRA/ Lagniez, FRA/ Sourd, FRA , — theoretical besttime: 2:00.591

Lap	Time	SE1	SP1	SE2	SP2	SE3	SP3	Lap	Time	SE1	SP1	SE2	SP2	SE3	SP3
1	3:44.308	2:07.911	89	34.622	233	1:01.775	192	6	2:01.317	36.485	100	30.882	***276***	53.950	193
2	2:15.216	41.192	95	33.158	213	1:00.866	186	7	***2:00.591***	***36.274***	100	***30.780***	271	***53.537***	192
3	3:45.946	44.474	94	42.929	201	2:18.543		8	2:18.695	49.325	87	32.438	269	56.932	191
4	2:27.233	59.207	96	32.193	269	55.833	193	9		40.286	98	34.953	248		
5	2:01.069	36.478	***102***	30.833	273	53.758	***194***								

26 Ortelli, MCO/ Sandstroem, SWE/ Guilvert, FRA , — theoretical besttime: 1:57.638

Lap	Time	SE1	SP1	SE2	SP2	SE3	SP3	Lap	Time	SE1	SP1	SE2	SP2	SE3	SP3
1	3:37.981							5	***1:57.971***	35.487	101	30.275	277	52.209	***197***
2	5:01.016	56.703	98	30.860	251	3:33.453		6	1:58.215	35.402	101	***30.230***	***278***	52.583	196
3	2:46.669	1:20.488	***101***	31.297	273	54.884	196	7	1:57.980	***35.271***	98	30.433	273	52.276	195
4	1:58.029	35.434	101	30.458	272	***52.137***	196	8	2:50.764	42.357	81	39.876	184	1:28.531	

35 Aksenov, RUS/ Faisca, PRT/ Chiyo, JPN , — theoretical besttime: 1:57.467

Lap	Time	SE1	SP1	SE2	SP2	SE3	SP3	Lap	Time	SE1	SP1	SE2	SP2	SE3	SP3
1	2:34.276	56.967	78	36.698	224	1:00.611	200	5	1:57.998	35.656	98	29.834	281	***52.508***	***201***
2	1:57.704	***35.271***	***99***	***29.688***	282	52.745	200	6	***1:57.689***	35.393	97	29.761	***283***	52.535	200
3	2:21.247	36.418	90	30.448	281	1:14.381		7	2:19.040	35.511	96	29.905	282	1:13.624	
4	6:47.744	5:12.429	87	35.755	187	59.560	200								

Blancpain Endurance Series

Lap analysis Qualifying Practice 3

Provisional

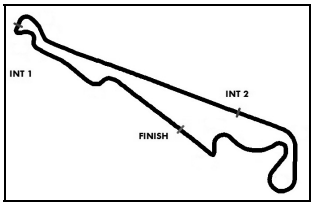

Circuit Paul Ricard Short, Length: 5791 m
Air temperature: 25.6°C
Track temperature: 31.8°C
Weather condition: Dry

Saturday 28.6.2014 12:05

Lap analysis: Qualifying Practice 3

38 Poole, GBR/ Abra, GBR/ Osborne, GBR , theoretical besttime: 1:58.341

Lap	Time	SE1	SP1	SE2	SP2	SE3	SP3	Lap	Time	SE1	SP1	SE2	SP2	SE3	SP3
1	2:24.573	47.838	99	31.465	271	1:05.270	194	5	2:02.591	35.790	***103***	31.347	250	55.454	195
2	2:01.783	36.550	99	31.014	271	54.219	194	6	***1:58.406***	***35.566***	101	30.504	272	***52.336***	***196***
3	2:21.900	35.714	101	30.575	***273***	1:15.611		7	1:58.961	35.738	100	***30.439***	272	52.784	195
4	4:30.173	3:05.319	102	31.138	265	53.716	194	8		46.556	82	45.254	172		

41 Debs, FRA/ Cabannes, FRA/ Delhez, BEL , theoretical besttime: 2:02.114

Lap	Time	SE1	SP1	SE2	SP2	SE3	SP3	Lap	Time	SE1	SP1	SE2	SP2	SE3	SP3
1	4:49.640	3:23.057	100	31.223	276	55.360	194	5	2:03.164	37.145	***102***	30.436	***281***	55.583	***195***
2	4:49.185	37.136	88	***30.308***	281	3:41.741		6	2:02.980	***37.002***	100	30.609	280	55.369	192
3	2:25.491	57.170	100	30.676	280	57.645	190	7	2:03.333	37.276	100	30.696	281	55.361	195
4	***2:02.916***	37.588	99	30.524	281	***54.804***	194	8		52.362	71	49.462	158		

42 Vannelet, FRA/ Albert, BEL/ Lemeret, BEL , theoretical besttime: 1:59.194

Lap	Time	SE1	SP1	SE2	SP2	SE3	SP3	Lap	Time	SE1	SP1	SE2	SP2	SE3	SP3
1	4:12.496	2:46.260	98	32.030	273	54.206	195	5	***1:59.194***	***35.845***	94	***30.073***	278	***53.276***	***197***
2	4:28.442	35.903	96	30.095	279	3:22.444		6	1:59.489	35.912	***100***	30.168	***280***	53.409	197
3	2:56.491	1:23.130	98	31.331	277	1:02.030	197	7	4:14.314	40.232	96	32.235	264	3:01.847	
4	2:04.690	37.048	96	32.263	279	55.379	197								

43 Comandini, ITA/ Amos, ITA/ Colombo, ITA , theoretical besttime: 1:58.489

Lap	Time	SE1	SP1	SE2	SP2	SE3	SP3	Lap	Time	SE1	SP1	SE2	SP2	SE3	SP3
1	5:57.987	4:32.504	99	31.004	271	54.479	194	5	***1:58.542***	***35.552***	100	***30.474***	***273***	52.516	196
2	2:51.162	43.877	86	43.486	188	1:23.799		6	1:58.556	35.579	***103***	30.514	273	***52.463***	***196***
3	2:56.000	1:22.599	98	32.905	252	1:00.496	196	7	2:24.256	38.256	95	32.314	252	1:13.686	
4	1:58.817	35.737	98	30.568	271	52.512	195								

44 Al Harthy, OMA/ Jelley, GBR/ Caine, GBR , theoretical besttime: 1:58.123

Lap	Time	SE1	SP1	SE2	SP2	SE3	SP3	Lap	Time	SE1	SP1	SE2	SP2	SE3	SP3
1	4:17.403	2:48.946	98	33.205	259	55.252	193	5	***1:58.560***	***35.213***	99	30.398	272	52.949	***194***
2	2:21.926	35.409	***101***	***30.283***	***274***	1:16.234		6	1:58.854	35.403	100	30.494	273	52.957	193
3	6:28.159	4:55.148	94	33.597	237	59.414	194	7	2:40.600	41.390	88	35.537	211	1:23.673	
4	1:58.810	35.752	100	30.431	272	***52.627***	194								

49 Blank, USA/ Bachelier, FRA/ Mallegol, FRA , theoretical besttime: 1:59.893

Lap	Time	SE1	SP1	SE2	SP2	SE3	SP3	Lap	Time	SE1	SP1	SE2	SP2	SE3	SP3
1	3:00.872	1:22.983	93	34.475	263	1:03.414	197	5	2:00.734	36.216	100	30.598	279	53.920	195
2	2:04.815	36.419	101	30.474	***280***	57.922	195	6	***1:59.893***	***35.958***	102	***30.428***	***280***	***53.507***	197
3	3:05.443	36.856	***102***	42.020	154	1:46.567		7		36.084	98	30.479	278		
4	4:30.017	2:51.182	85	40.287	215	58.548	***198***								

50 Danyliw, CDN/ Knap, NLD/ Sonvico, ITA , theoretical besttime: 1:58.190

Lap	Time	SE1	SP1	SE2	SP2	SE3	SP3	Lap	Time	SE1	SP1	SE2	SP2	SE3	SP3
1	2:34.919	59.016	82	38.067	238	57.836	198	5	1:58.987	35.924	100	29.828	***280***	53.235	198
2	***1:58.584***	35.894	100	29.968	***280***	***52.722***	198	6	1:59.522	***35.736***	101	29.858	***280***	53.928	***199***
3	2:23.791	36.005	***101***	***29.732***	***280***	1:18.054		7	2:45.221	40.695	89	41.975	174	1:22.551	
4	4:46.231	3:18.620	95	31.295	265	56.316	198								

51 Barreiros, PRT/ Mann, GBR/ Guedes, PRT , theoretical besttime: 1:58.565

Lap	Time	SE1	SP1	SE2	SP2	SE3	SP3	Lap	Time	SE1	SP1	SE2	SP2	SE3	SP3
1	2:37.174	59.666	83	40.040	246	57.468	198	5	1:59.091	36.027	98	29.990	***281***	***53.074***	198
2	1:59.376	35.885	96	30.063	280	53.428	198	6	***1:58.875***	35.646	100	30.046	279	53.183	198
3	2:34.524	***35.572***	***101***	***29.919***	***281***	1:29.033		7	2:30.712	35.912	95	35.569	214	1:19.231	
4	4:45.112	3:10.063	89	33.649	275	1:01.400	***198***								

55 Zheng, CHN/ Cheng, CHN/ Couto, MAC , theoretical besttime: 1:59.319

Lap	Time	SE1	SP1	SE2	SP2	SE3	SP3	Lap	Time	SE1	SP1	SE2	SP2	SE3	SP3
1	6:46.719	4:58.196	90	31.664	249	1:16.859		4	***1:59.398***	***35.782***	***104***	30.531	273	***53.085***	196
2	5:15.706	3:45.181	95	31.721	232	58.804	193	5	1:59.657	35.827	102	***30.452***	***275***	53.378	196
3	2:00.282	36.039	101	30.582	273	53.661	***196***	6	2:16.236	36.194	103	30.508	274	1:09.534	

Blancpain Endurance Series

Lap analysis Qualifying Practice 3

Provisional

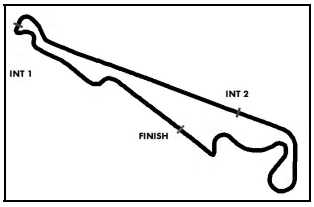

Circuit Paul Ricard Short, Length: 5791 m
Air temperature: 25.6°C
Track temperature: 31.8°C
Weather condition: Dry

Saturday 28.6.2014 12:05

Lap analysis: Qualifying Practice 3

70 Martins, FRA/ Trouillet, FRA/ Berville, FRA , — theoretical besttime: 2:02.969

Lap	Time	SE1	SP1	SE2	SP2	SE3	SP3	Lap	Time	SE1	SP1	SE2	SP2	SE3	SP3
1	2:51.762	1:23.510	92	32.045	273	56.207	194	5	2:04.037	37.744	89	31.303	275	***54.990***	196
2	2:05.842	37.651	90	31.696	275	56.495	194	6	2:04.129	***36.949***	95	31.084	***276***	56.096	195
3	4:54.122	37.047	95	31.485	264	3:45.590		7	***2:03.136***	36.986	***99***	***31.030***	276	55.120	195
4	2:32.490	1:04.740	93	31.770	273	55.980	***196***	8	2:35.334	39.414	91	39.111	216	1:16.809	

79 Smith, GBR/ McCaig, GBR/ Bryant, GBR , — theoretical besttime: 1:58.314

Lap	Time	SE1	SP1	SE2	SP2	SE3	SP3	Lap	Time	SE1	SP1	SE2	SP2	SE3	SP3
1	2:20.573	46.679	98	31.506	266	1:02.388	195	5	1:58.812	35.759	101	30.507	269	52.546	196
2	1:58.857	35.694	100	30.621	269	***52.542***	194	6	***1:58.583***	***35.453***	103	30.493	269	52.637	***196***
3	2:24.355	35.455	***104***	***30.319***	***271***	1:18.581		7	2:36.454	36.320	94	34.426	225	1:25.708	
4	6:26.064	4:57.203	82	32.052	265	56.809	196								

80 McMillen, GBR/ Strauss, DEU/ Buncombe, GBR , — theoretical besttime: 1:57.531

Lap	Time	SE1	SP1	SE2	SP2	SE3	SP3	Lap	Time	SE1	SP1	SE2	SP2	SE3	SP3
1	4:09.601	2:38.915	88	31.992	277	58.694	199	4	4:35.694	2:55.872	87	34.012	238	1:05.810	199
2	***1:57.531***	***35.505***	***100***	***29.862***	***283***	***52.164***	191	5	1:58.305	35.776	98	29.953	***283***	52.576	***200***
3	3:07.488	55.439	64	42.913	202	1:29.136		6	2:39.566	44.775	83	37.220	243	1:17.571	

84 Primat, CHE/ Verdonck, BEL/ Buhk, DEU , — theoretical besttime: 1:58.158

Lap	Time	SE1	SP1	SE2	SP2	SE3	SP3	Lap	Time	SE1	SP1	SE2	SP2	SE3	SP3
1	5:30.445	4:03.715	96	31.176	273	55.554	197	5	***1:58.158***	***35.447***	98	***30.228***	276	***52.483***	197
2	2:52.089	37.911	76	45.284	170	1:28.894		6	2:09.394	36.122	***98***	30.571	***276***	1:02.701	197
3	3:13.357	1:39.403	92	32.045	264	1:01.909	197	7	2:20.762	35.735	97	30.776	252	1:14.251	
4	2:02.817	35.788	96	30.309	275	56.720	***198***								

85 Wolf, DEU/ Afanasiev, RUS/ Dusseldorp, NLD , — theoretical besttime: 1:57.356

Lap	Time	SE1	SP1	SE2	SP2	SE3	SP3	Lap	Time	SE1	SP1	SE2	SP2	SE3	SP3
1	4:07.629	2:36.256	93	32.312	271	59.061	197	5	1:57.720	35.529	101	30.174	278	***52.017***	196
2	1:59.010	35.642	***104***	30.233	277	53.135	134	6	***1:57.530***	***35.297***	102	***30.042***	***281***	52.191	197
3	3:00.479	50.403	87	41.480	180	1:28.596		7	2:20.577	37.453	98	31.483	276	1:11.641	
4	2:40.610	1:13.249	95	30.828	276	56.533	***197***								

90 Rizzoli, ITA/ Gai, ITA/ Castellacci, MCO , — theoretical besttime: 1:57.642

Lap	Time	SE1	SP1	SE2	SP2	SE3	SP3	Lap	Time	SE1	SP1	SE2	SP2	SE3	SP3
1	5:54.075	4:26.628	95	33.036	***281***	54.411	198	5	***1:58.050***	35.350	97	***29.972***	***281***	52.728	197
2	3:27.807	44.971	78	44.408	185	1:58.428		6	2:01.953	36.492	94	31.990	***281***	53.471	198
3	2:33.670	1:02.280	98	30.261	280	1:01.129	***198***	7	1:58.537	***35.290***	98	30.019	***281***	53.228	197
4	1:58.061	35.617	***99***	30.064	280	***52.380***	198	8		43.504	77	42.156	200		

91 Mezard, FRA/ Perrodo, FRA , , — theoretical besttime: 1:59.798

Lap	Time	SE1	SP1	SE2	SP2	SE3	SP3	Lap	Time	SE1	SP1	SE2	SP2	SE3	SP3
1	2:39.875	1:07.597	93	35.665	260	56.613	197	5	2:00.533	***36.178***	100	***30.079***	***281***	54.276	197
2	7:10.667	38.441	97	31.432	***281***	6:00.794		6	***2:00.382***	36.208	99	30.388	***281***	53.786	197
3	2:38.934	1:06.487	99	33.241	220	59.206	197	7		40.027	103	41.984	190		
4	2:00.769	36.742	***100***	30.486	***281***	***53.541***	***197***								

93 Dermont, FRA/ Perera, FRA , , — theoretical besttime: 1:58.066

Lap	Time	SE1	SP1	SE2	SP2	SE3	SP3	Lap	Time	SE1	SP1	SE2	SP2	SE3	SP3
1	3:54.289	2:20.966	***101***	30.972	273	1:02.351	196	5	1:58.463	35.806	98	30.432	276	***52.225***	197
2	2:15.956	36.062	95	***30.299***	***278***	1:09.595		6	***1:58.460***	***35.542***	100	30.424	276	52.494	196
3	6:29.895	4:48.520	69	43.285	225	58.090	***197***	7	2:32.466	41.946	88	36.001	201	1:14.519	
4	1:59.773	35.846	99	30.454	275	53.473	197								

98 Demoustier, FRA/ Lapierre, FRA/ Parente, PRT , — theoretical besttime: 1:56.717

Lap	Time	SE1	SP1	SE2	SP2	SE3	SP3	Lap	Time	SE1	SP1	SE2	SP2	SE3	SP3
1	3:43.067	2:16.162	82	31.071	276	55.834	***199***	5	***1:57.198***	35.483	101	29.973	280	***51.742***	197
2	1:57.374	35.282	102	29.951	279	52.141	196	6	1:57.263	***35.043***	***102***	***29.932***	***281***	52.288	196
3	2:44.352	40.444	86	40.357	186	1:23.551		7	2:39.558	39.175	94	33.945	251	1:26.438	
4	4:49.413	3:21.690	96	31.291	262	56.432	198								

Blancpain Endurance Series

Lap analysis Qualifying Practice 3

Provisional

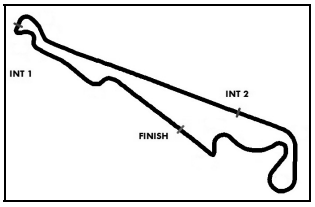

Circuit Paul Ricard Short, Length: 5791 m
Air temperature: 25.6°C
Track temperature: 31.8°C
Weather condition: Dry

Saturday 28.6.2014 12:05

Lap analysis: Qualifying Practice 3

99 Soucek, ESP/ Korjus, EST/ Estre, FRA , **theoretical besttime: 1:06.490**

Lap	Time	SE1	SP1	SE2	SP2	SE3	SP3	Lap	Time	SE1	SP1	SE2	SP2	SE3	SP3
1	3:52.039	2:19.795	102	30.869	***273***	1:01.375	***196***	2		***35.313***	***102***	***31.177***	211		

111 Earle, USA/ Kremer, DEU/ Caccia, ITA , **theoretical besttime: 2:01.382**

Lap	Time	SE1	SP1	SE2	SP2	SE3	SP3	Lap	Time	SE1	SP1	SE2	SP2	SE3	SP3
1	3:16.727	1:47.135	91	32.332	278	57.260	192	5	2:02.450	36.886	***104***	30.661	***280***	54.903	197
2	2:03.510	37.237	101	30.883	272	55.390	197	6	***2:01.626***	***36.408***	102	30.656	***280***	***54.562***	***198***
3	2:58.600	36.897	93	37.452	212	1:44.251		7	2:02.117	36.614	103	***30.412***	***280***	55.091	198
4	4:03.155	2:36.185	98	31.428	273	55.542	198	8	2:39.242	40.765	90	35.817	233	1:22.660	

333 Solikhov, RUS/ Kogay, RUS/ Seefried, DEU , **theoretical besttime: 1:58.344**

Lap	Time	SE1	SP1	SE2	SP2	SE3	SP3	Lap	Time	SE1	SP1	SE2	SP2	SE3	SP3
1	3:36.548	2:07.323	81	32.945	260	56.280	***199***	5	1:59.601	35.845	97	30.193	279	53.563	196
2	***1:58.344***	***35.366***	***102***	***30.065***	280	***52.913***	198	6	2:13.819	40.027	92	35.467	202	58.325	196
3	4:50.829	39.013	83	45.428	162	3:26.388		7	1:59.374	35.995	99	30.090	***281***	53.289	197
4	2:27.587	59.064	92	31.472	269	57.051	198	8		42.668	88	36.131	217		

350 Duqueine, FRA/ Gorini, FRA/ Lanchere, FRA , **theoretical besttime: 1:59.388**

Lap	Time	SE1	SP1	SE2	SP2	SE3	SP3	Lap	Time	SE1	SP1	SE2	SP2	SE3	SP3
1	2:50.485	1:19.721	93	33.611	231	57.153	195	5	1:59.967	36.304	102	30.371	279	***53.292***	***198***
2	2:00.141	36.143	102	30.414	278	53.584	197	6	***1:59.895***	36.200	***104***	30.341	***280***	53.354	197
3	4:45.172	36.727	98	31.154	214	3:37.291		7	2:00.558	35.997	103	***30.202***	***280***	54.359	198
4	2:27.444	57.530	99	31.086	221	58.828	198	8		***35.894***	102	30.352	278		

458 Ehret, FRA/ Mattschull, DEU/ Schmickler, DEU , **theoretical besttime: 1:59.832**

Lap	Time	SE1	SP1	SE2	SP2	SE3	SP3	Lap	Time	SE1	SP1	SE2	SP2	SE3	SP3
1	3:59.282	2:24.021	95	31.451	258	1:03.810	197	5	2:00.113	***36.015***	97	***30.105***	279	53.993	***198***
2	2:03.925	36.289	100	30.121	***280***	57.515	133	6	***2:00.090***	36.031	***103***	30.347	279	***53.712***	197
3	4:28.578	52.670	78	41.944	179	2:53.964		7	2:00.207	36.086	100	30.173	***280***	53.948	197
4	2:23.162	57.518	94	30.584	278	55.060	197	8		44.577	87	38.862	196		

Blancpain Endurance Series

Start grid Race

Official

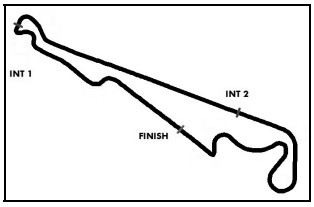

Circuit Paul Ricard Short, Length: 5791 m
Air temperature: 25.2°C
Track temperature: 34.4°C
Weather condition: Dry

Saturday 28.6.2014 19:15

POLE POSITION

98	ART Grand Prix Gregoire Demoustier/ Nicolas Lapierre Alvaro Parente*	1:57.198	1	85	HTP Motorsport Luca Wolf/ Sergei Afanasiev Stef Dusseldorp*	1:57.530
12	TDS Racing Henry Hassid*/ Nick Catsburg	1:57.643	2	35	Nissan GT Academy Team RJN Stanislav Aksenov/ Miguel Faisca Katsumasa Chiyo*	1:57.689
10	TDS Racing Eric Clement*/ Benjamin Lariche Nicolas Armindo	1:57.743	3	26	Sainteloc Racing Edward Sandstroem*/ Stephane Ortelli Gregory Guilvert	1:57.971
7	M-Sport Bentley Guy Smith*/ Andy Meyrick Steven Kane	1:57.984	4	90	Scuderia Villorba Corse Andrea Rizzoli*/ Stefano Gai Francesco Castellacci	1:58.050
84	HTP Motorsport Harold Primat/ Nico Verdonck Maximilian Buhk*	1:58.158	5	19	Black Falcon Hubert Haupt/ Abdulaziz Al Faisal* Andreas Simonsen	1:58.282
3	Belgian Audi Club Team WRT Christopher Mies/ James Nash Frank Stippler*	1:58.322	6	333	GT Corse by Rinaldi Rinat Solikhov/ Vadim Kogay Marco Seefried*	1:58.344
38	MP Motorsport AMR Mark Poole/ Richard Abra* Joe Osborne	1:58.406	7	8	M-Sport Bentley Jerome D Ambrosio/ Duncan Tappy Antoine Leclerc*	1:58.412
93	Pro GT by Almeras Eric Dermont*/ Franck Perera	1:58.460	8	17	Insightracing with Flex-Box Dennis Andersen*/ Martin Jensen	1:58.536
43	ROAL Motorsport Stephane Comandini*/ Eugenio Amos Stefano Colombo	1:58.542	9	44	Oman Racing Team Michael Caine/ Ahmad Al Harthy* Stephen Jelley	1:58.560
50	AF Corse Andrew Danyliw*/ Andrea Sonvico Simon Knap	1:58.584	10	11	Kessel Racing Michael Broniszewski*/ Alessandro Bonacini Marco Frezza	1:58.621
1	Belgian Audi Club Team WRT Cesar Ramos/ Marc Basseng* Laurens Vanthoor	1:58.747	11	51	AF Corse Filipe Barreiros/ Peter Mann* Francisco Guedes	1:58.875
42	Sport Garage Gilles Vannelet/ Michael Albert Stephane Lemeret*	1:59.194	12	458	GT Corse by Rinaldi Pierre Ehret*/ Alexander Mattschull Frank Schmickler	1:59.234
70	Graff Racing Lonni Martins/ Eric Trouillet* Roland Berville	1:59.372	13	55	Brothers Racing Team Sun Zheng*/ Congfu Cheng Andre Couto	1:59.398

Blancpain Endurance Series

Start grid Race

Official

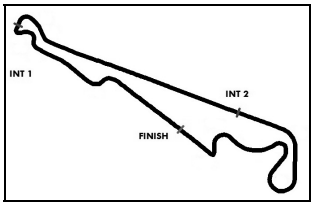

Circuit Paul Ricard Short, Length: 5791 m
Air temperature: 25.2°C
Track temperature: 34.4°C
Weather condition: Dry

Saturday 28.6.2014 19:15

16	**Boutsen Ginion** Shahan Sarkissian*/ Alex Demirdjan Chris van der Drift	1:59.617	14	15	**Boutsen Ginion** Karim A. Ojjeh/ Oliver Grotz* Frederic Vervisch	1:59.891
350	**Duqueine Engineering** Gilles Duqueine*/ Leonardo Gorini Paul Lanchere	1:59.895	15	14	**Emil Frey Racing** Lorenz Frey/ Gabriele Gardel* Fredy Barth	2:00.317
91	**Scuderia Villorba Corse** Cedric Mezard/ Francois Perrodo*	2:00.382	16	80	**Nissan GT Academy Team RJN** Nick McMillen/ Florian Strauss* Alex Buncombe	2:00.911
4	**Belgian Audi Club Team WRT** Christian Kelders*/ Jean Luc Blanchemain Pierre Hirschi	2:01.336	17	22	**Team Parker Racing** Chris Jones/ Ian Loggie Julian Westwood*	2:01.493
111	**Kessel Racing** Stephen Earle/ Beniamino Caccia Freddy Kremer*	2:01.626	18	18	**Black Falcon** Mikail Loboda/ Yuri Loboda Vladimir Lunkin*	2:01.955
2	**Belgian Audi Club Team WRT** Harry Teneketzian/ Stephane Pourquie Gregoire Chaix*	2:02.368	19	41	**Sport Garage** Sylvain Debs/ George Cabannes* Bernard Delhez	2:02.916
25	**Sainteloc Racing** Jean - Claude Lagniez/ Claude - Yves Gosselin Marc Sourd*	2:04.059	20	99	**ART Grand Prix** Kevin Korjus/ Andy Soucek Kevin Estre*	1:58.016
79	**Ecurie Ecosse** Andrew Smith*/ Alasdair McCaig Oliver Bryant	1:58.583	21	49	**AF Corse** Howard Blank/ Jan Marc Bachelier* Yannick Mallegol	

Following stewards decision no. 17,20,21 car no. 99,79,49 must start back of the grid

*** Marks the starting driver**

Steward: Steward: Steward:

BLANCPAIN ENDURANCE SERIES
PAUL RICARD 2014

Blancpain Endurance Series

Result List Race

Official

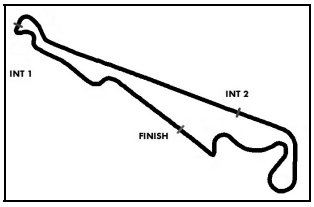

Circuit Paul Ricard Short, Length: 5791 m
Air temperature: 20.2°C
Track temperature: 21.3°C
Weather condition: Dry

Saturday 28.6.2014 19:15

started : 42 **classified : 36** **not classified : 6**

	Nr. / Cl.	Drivers / Car	Team / Entrant	Laps	Total Time	Gap	Kph	Lap	Time	Kph
1	7	Smith/Meyrick/**Kane**	**M-Sport Bentley**	88	**3:00:07.131**		169,8	61	1:58.971	175,2
	PRO	Bentley Continental GT3	M-Sport Bentley							
2	98	Demoustier/Lapierre/**Parente**	**ART Grand Prix**	88	**3:00:08.309**	1.178	169,7	2	1:59.350	174,7
	PRO	McLaren MP4-12C	ART Grand Prix							
3	85	Wolf/Afanasiev/**Dusseldorp**	**HTP Motorsport**	88	**3:00:56.337**	49.206	169,0	9	1:59.375	174,6
	PRO	Mercedes SLS AMG GT3	HTP Motorsport							
4	84	Primat/Verdonck/**Buhk**	**HTP Motorsport**	88	**3:00:57.146**	50.015	169,0	11	1:59.763	174,1
	PRO	Mercedes SLS AMG GT3	HTP Motorsport							
5	26	**Sandstroem**/Ortelli/Guilvert	**Sainteloc Racing**	88	**3:00:57.681**	50.550	169,0	7	1:59.983	173,8
	PRO	Audi R8 LMS Ultra	Sainteloc Junior Team							
6	12	Hassid/**Catsburg**	**TDS Racing**	88	**3:01:04.776**	57.645	168,9	37	1:59.196	174,9
	PAM	BMW Z4	Thiriet by TDS Racing							
7	3	Mies/Nash/**Stippler**	**Belgian Audi Club Team WRT**	88	**3:01:12.713**	1:05.582	168,7	8	1:59.966	173,8
	PRO	Audi R8 LMS Ultra	Belgian Audi Club Team WRT							
8	90	**Rizzoli**/Gai/Castellacci	**Scuderia Villorba Corse**	88	**3:01:16.688**	1:09.557	168,7	12	1:59.922	173,8
	PAM	Ferrari 458 Italia	Scuderia Vilorba Corse SRL							
9	19	**Haupt**/Al Faisal/Simonsen	**Black Falcon**	88	**3:01:36.776**	1:29.645	168,4	32	2:00.212	173,4
	PRO	Mercedes SLS AMG GT3	Black Falcon							
10	35	Aksenov/Faisca/**Chiyo**	**Nissan GT Academy Team RJN**	88	**3:01:56.173**	1:49.042	168,1	3	1:59.227	174,9
	PAM	Nissan GT-R Nismo GT3	Nissan GT Academy Team RJN							
11	50	Danyliw/Sonvico/**Knap**	**AF Corse**	88	**3:02:04.953**	1:57.822	167,9	29	2:00.194	173,4
	PAM	Ferrari 458 Italia	AF Corse							
12	79	Smith/McCaig/**Bryant**	**Ecurie Ecosse**	87	**3:00:24.744**	1 LAP	167,6	59	1:59.866	173,9
	PAM	BMW Z4	Alasdair McCaig							
13	1	**Ramos**/Basseng/Vanthoor	**Belgian Audi Club Team WRT**	87	**3:00:33.826**	1 LAP	167,4	29	2:00.434	173,1
	PRO	Audi R8 LMS Ultra	Belgian Audi Club Team WRT							
14	42	**Vannelet**/Albert/Lemeret	**Sport Garage**	87	**3:00:59.029**	1 LAP	167,0	58	2:01.001	172,3
	PAM	Ferrari 458 Italia	Gilles Vannelet							
15	93	Dermont/**Perera**	**Pro GT by Almeras**	87	**3:01:01.993**	1 LAP	167,0	29	1:59.538	174,4
	PAM	Porsche 997 GT3 R	Pro GT by Almeras							
16	55	Zheng/**Cheng**/Couto	**Brothers Racing Team**	87	**3:01:15.005**	1 LAP	166,8	34	2:00.617	172,8
	PRO	Audi R8 LMS Ultra	Brothers Racing Team							
17	38	Poole/Abra/**Osborne**	**MP Motorsport AMR**	87	**3:01:17.604**	1 LAP	166,7	58	1:59.102	175,0
	PAM	Aston Martin Vantage GT3	Aston Martin Racing							
18	17	Andersen/**Jensen**	**Insightracing with Flex-Box**	87	**3:01:19.020**	1 LAP	166,7	44	1:59.868	173,9
	PAM	Ferrari 458 Italia	Insightracing dk							
19	43	Comandini/**Amos**/Colombo	**ROAL Motorsport**	87	**3:01:26.054**	1 LAP	166,6	34	2:00.131	173,5
	PAM	BMW Z4	ROAL Motorsport							
20	458	Ehret/**Mattschull**/Schmickler	**GT Corse by Rinaldi**	86	**3:00:27.633**	2LAPS	165,6	28	2:01.528	171,5
	GTR	Ferrari 458 Italia	GT Corse by Rinaldi							
21	15	Ojjeh/Grotz/**Vervisch**	**Boutsen Ginion**	86	**3:00:29.120**	2LAPS	165,6	62	2:00.677	172,8
	PAM	McLaren MP4-12C	Boutsen Ginion Racing							
22	80	McMillen/Strauss/**Buncombe**	**Nissan GT Academy Team RJN**	86	**3:00:54.572**	2LAPS	165,2	59	1:59.377	174,6
	PAM	Nissan GT-R Nismo GT3	Nissan GT Academy Team RJN							
23	51	Barreiros/Mann/**Guedes**	**AF Corse**	86	**3:01:08.812**	2LAPS	165,0	70	2:00.501	173,0
	GTR	Ferrari 458 Italia	AF Corse							
24	91	Mezard/**Perrodo**	**Scuderia Villorba Corse**	85	**3:00:12.304**	3LAPS	163,9	5	2:00.806	172,6
	GTR	Ferrari 458 Italia	Scuderia Vilorba Corse SRL							
25	350	Duqueine/Gorini/**Lanchere**	**Duqueine Engineering**	85	**3:01:19.552**	3LAPS	162,9	58	2:00.749	172,7
	GTR	Ferrari 458 Italia	Duqueine Engineering							

BLANCPAIN MANUFACTURE DE HAUTE HORLOGERIE · PIRELLI · HEXIS ENERGY DRINK · elf A brand of TOTAL · SRO MOTORSPORTS GROUP · CIRCUIT PAUL RICARD · BLANCPAIN GT SERIES

Blancpain Endurance Series

Result List Race

Official

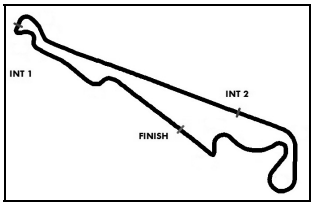

Circuit Paul Ricard Short, Length: 5791 m
Air temperature: 20.2°C
Track temperature: 21.3°C
Weather condition: Dry

Saturday 28.6.2014 19:15

started : 42 **classified : 36** **not classified : 6**

	Nr.	Drivers	Team	Laps	Total Time	Gap	Kph	Lap	Time	Kph
	Cl.	Car	Entrant							
26	111	Earle/Caccia/**Kremer**	**Kessel Racing**	85	**3:01:30.012**	3LAPS	162,7	21	2:02.669	170,0
	GTR	Ferrari 458 Italia	Kessel Racing							
27	4	**Kelders**/Blanchemain/Hirschi	**Belgian Audi Club Team WRT**	84	**3:00:10.263**	4LAPS	162,0	6	2:03.615	168,6
	GTR	Audi R8 LMS Ultra	Belgian Audi Club Team WRT							
28	16	Sarkissian/Demirdjan/van der Drift	**Boutsen Ginion**	84	**3:00:21.224**	4LAPS	161,8	57	2:01.204	172,0
	PAM	McLaren MP4-12C	Boutsen Ginion Racing							
29	41	Debs/Cabannes/**Delhez**	**Sport Garage**	84	**3:02:08.450**	4LAPS	160,2	60	2:04.340	167,7
	GTR	Ferrari 458 Italia	Romain Brandela							
30	25	Lagniez/Gosselin/**Sourd**	**Sainteloc Racing**	83	**3:00:20.482**	5LAPS	159,9	10	2:03.706	168,5
	GTR	Audi R8 LMS Ultra	Sainteloc Junior Team							
31	44	**Caine**/Al Harthy/Jelley	**Oman Racing Team**	83	**3:01:02.339**	5LAPS	159,3	31	1:59.518	174,4
	PRO	Aston Martin Vantage GT3	Oman Racing Team							
32	14	Frey/Gardel/**Barth**	**Emil Frey Racing**	81	**3:00:48.559**	7LAPS	155,7	55	2:00.377	173,2
	PAM	Emil Frey G3 Jaguar	Emil Frey Racing							
33	49	Blank/**Bachelier**/Mallegol	**AF Corse**	79	**3:01:17.062**	9LAPS	151,4	12	2:02.532	170,1
	GTR	Ferrari 458 Italia	AF Corse							
34	22	**Jones**/Loggie/Westwood	**Team Parker Racing**	78	**3:00:28.532**	10LAPS	150,2	63	2:01.909	171,0
	GTR	Audi R8 LMS Ultra	Team Parker Racing LTD							
35	11	Broniszewski/Bonacini/**Frezza**	**Kessel Racing**	76	**2:37:27.316**	12LAPS	167,7	63	1:59.942	173,8
	PAM	Ferrari 458 Italia	Kessel Racing							
36	333	Solikhov/Kogay/**Seefried**	**GT Corse by Rinaldi**	71	**2:40:40.277**	17LAPS	153,5	10	2:00.065	173,6
	PAM	Ferrari 458 Italia	GT Corse by Rinaldi							
not classified										
	70	**Martins**/Trouillet/Berville	**Graff Racing**	54	**2:24:18.512**	34LAPS	130,0	51	2:00.583	172,9
	PAM	Porsche 997 GT3 R	Eric Trouillet							
	8	D Ambrosio/Tappy/**Leclerc**	**M-Sport Bentley**	40	**1:22:14.443**	48LAPS	169,0	7	1:59.877	173,9
	PRO	Bentley Continental GT3	M-Sport Bentley							
	2	Teneketzian/Pourquie/**Chaix**	**Belgian Audi Club Team WRT**	34	**3:01:19.098**	54LAPS	65,2	7	2:04.972	166,8
	GTR	Audi R8 LMS Ultra	Belgian Audi Club Team WRT							
	18	Loboda/Loboda/**Lunkin**	**Black Falcon**	32	**1:06:33.415**	56LAPS	167,1	23	2:02.973	169,5
	PAM	Mercedes SLS AMG GT3	Black Falcon							
	10	**Clement**/Lariche/Armindo	**TDS Racing**	2	**4:16.428**	86LAPS	162,6	2	2:02.475	170,2
	PAM	BMW Z4	Thiriet by TDS Racing							
	99	Korjus/Soucek/Estre	**ART Grand Prix**	1	**2:57.619**	87LAPS				
	PRO	McLaren MP4-12C	ART Grand Prix							

Fastest lap of the race. Car 7 driver Kane on lap 61. Time 1:58.971, average speed 175,2 km/h.

Steward: Steward: Steward:

Blancpain Endurance Series

Result List - Class Race

Official

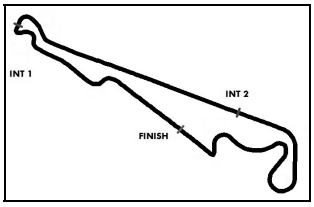

Circuit Paul Ricard Short, Length: 5791 m
Air temperature: 20.2°C
Track temperature: 21.3°C
Weather condition: Dry

Saturday 28.6.2014 19:15

started : 42 **classified : 36** **not classified : 6**

	Nr.	Drivers / Car	Team / Entrant	Laps	Total Time	Gap	Kph	Lap	Time	Kph
CLASS: Gentlemen Trophy										
Started: 11		**Classified: 10**	**Not Classified: 1**							
1	458	Ehret/**Mattschull**/Schmickler Ferrari 458 Italia	**GT Corse by Rinaldi** GT Corse by Rinaldi	86	**3:00:27.633**	2LAPS	165,6	28	2:01.528	171,5
2	51	Barreiros/Mann/**Guedes** Ferrari 458 Italia	**AF Corse** AF Corse	86	**3:01:08.812**	2LAPS	165,0	70	2:00.501	173,0
3	91	Mezard/**Perrodo** Ferrari 458 Italia	**Scuderia Villorba Corse** Scuderia Vilorba Corse SRL	85	**3:00:12.304**	3LAPS	163,9	5	2:00.806	172,6
4	350	Duqueine/Gorini/**Lanchere** Ferrari 458 Italia	**Duqueine Engineering** Duqueine Engineering	85	**3:01:19.552**	3LAPS	162,9	58	2:00.749	172,7
5	111	Earle/Caccia/**Kremer** Ferrari 458 Italia	**Kessel Racing** Kessel Racing	85	**3:01:30.012**	3LAPS	162,7	21	2:02.669	170,0
6	4	**Kelders**/Blanchemain/Hirschi Audi R8 LMS Ultra	**Belgian Audi Club Team WRT** Belgian Audi Club Team WRT	84	**3:00:10.263**	4LAPS	162,0	6	2:03.615	168,6
7	41	Debs/Cabannes/**Delhez** Ferrari 458 Italia	**Sport Garage** Romain Brandela	84	**3:02:08.450**	4LAPS	160,2	60	2:04.340	167,7
8	25	Lagniez/Gosselin/**Sourd** Audi R8 LMS Ultra	**Sainteloc Racing** Sainteloc Junior Team	83	**3:00:20.482**	5LAPS	159,9	10	2:03.706	168,5
9	49	Blank/**Bachelier**/Mallegol Ferrari 458 Italia	**AF Corse** AF Corse	79	**3:01:17.062**	9LAPS	151,4	12	2:02.532	170,1
10	22	**Jones**/Loggie/Westwood Audi R8 LMS Ultra	**Team Parker Racing** Team Parker Racing LTD	78	**3:00:28.532**	10LAPS	150,2	63	2:01.909	171,0
not classified										
	2	Teneketzian/Pourquie/**Chaix** Audi R8 LMS Ultra	**Belgian Audi Club Team WRT** Belgian Audi Club Team WRT	34	**3:01:19.098**	54LAPS	65,2	7	2:04.972	166,8

Fastest lap of the class. Car 51 driver Francisco Guedes on lap 61. Time 2:00.501, average speed 173,0 km/h.

	Nr.	Drivers / Car	Team / Entrant	Laps	Total Time	Gap	Kph	Lap	Time	Kph
CLASS: PRO CUP										
Started: 12		**Classified: 10**	**Not Classified: 2**							
1	7	Smith/Meyrick/**Kane** Bentley Continental GT3	**M-Sport Bentley** M-Sport Bentley	88	**3:00:07.131**		169,8	61	1:58.971	175,2
2	98	Demoustier/Lapierre/**Parente** McLaren MP4-12C	**ART Grand Prix** ART Grand Prix	88	**3:00:08.309**	1.178	169,7	2	1:59.350	174,7
3	85	Wolf/Afanasiev/**Dusseldorp** Mercedes SLS AMG GT3	**HTP Motorsport** HTP Motorsport	88	**3:00:56.337**	49.206	169,0	9	1:59.375	174,6
4	84	Primat/Verdonck/**Buhk** Mercedes SLS AMG GT3	**HTP Motorsport** HTP Motorsport	88	**3:00:57.146**	50.015	169,0	11	1:59.763	174,1
5	26	**Sandstroem**/Ortelli/Guilvert Audi R8 LMS Ultra	**Sainteloc Racing** Sainteloc Junior Team	88	**3:00:57.681**	50.550	169,0	7	1:59.983	173,8
6	3	Mies/Nash/**Stippler** Audi R8 LMS Ultra	**Belgian Audi Club Team WRT** Belgian Audi Club Team WRT	88	**3:01:12.713**	1:05.582	168,7	8	1:59.966	173,8
7	19	**Haupt**/Al Faisal/Simonsen Mercedes SLS AMG GT3	**Black Falcon** Black Falcon	88	**3:01:36.776**	1:29.645	168,4	32	2:00.212	173,4
8	1	**Ramos**/Basseng/Vanthoor Audi R8 LMS Ultra	**Belgian Audi Club Team WRT** Belgian Audi Club Team WRT	87	**3:00:33.826**	1 LAP	167,4	29	2:00.434	173,1
9	55	Zheng/**Cheng**/Couto Audi R8 LMS Ultra	**Brothers Racing Team** Brothers Racing Team	87	**3:01:15.005**	1 LAP	166,8	34	2:00.617	172,8
10	44	**Caine**/Al Harthy/Jelley Aston Martin Vantage GT3	**Oman Racing Team** Oman Racing Team	83	**3:01:02.339**	5LAPS	159,3	31	1:59.518	174,4

Blancpain Endurance Series

Result List - Class Race

Official

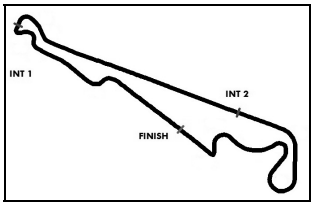

Circuit Paul Ricard Short, Length: 5791 m
Air temperature: 20.2°C
Track temperature: 21.3°C
Weather condition: Dry

Saturday 28.6.2014 19:15

started : 42 classified : 36 not classified : 6

	Nr.	Drivers / Car	Team / Entrant	Laps	Total Time	Gap	Kph	Lap	Time	Kph
not classified										
	8	D Ambrosio/Tappy/**Leclerc** / Bentley Continental GT3	**M-Sport Bentley** / M-Sport Bentley	40	**1:22:14.443**	48LAPS	169,0	7	1:59.877	173,9
	99	Korjus/Soucek/Estre / McLaren MP4-12C	**ART Grand Prix** / ART Grand Prix	1	**2:57.619**	87LAPS				

Fastest lap of the class. Car 99 driver Christian Kelders on lap 61. Time , average speed 168,6 km/h.

CLASS: PRO-AM CUP

Started: 19 Classified: 16 Not Classified: 3

1	12	Hassid/**Catsburg** / BMW Z4	**TDS Racing** / Thiriet by TDS Racing	88	**3:01:04.776**	57.645	168,9	37	1:59.196	174,9
2	90	**Rizzoli**/Gai/Castellacci / Ferrari 458 Italia	**Scuderia Villorba Corse** / Scuderia Vilorba Corse SRL	88	**3:01:16.688**	1:09.557	168,7	12	1:59.922	173,8
3	35	Aksenov/Faisca/**Chiyo** / Nissan GT-R Nismo GT3	**Nissan GT Academy Team RJN** / Nissan GT Academy Team RJN	88	**3:01:56.173**	1:49.042	168,1	3	1:59.227	174,9
4	50	Danyliw/Sonvico/**Knap** / Ferrari 458 Italia	**AF Corse** / AF Corse	88	**3:02:04.953**	1:57.822	167,9	29	2:00.194	173,4
5	79	Smith/McCaig/**Bryant** / BMW Z4	**Ecurie Ecosse** / Alasdair McCaig	87	**3:00:24.744**	1 LAP	167,6	59	1:59.866	173,9
6	42	**Vannelet**/Albert/Lemeret / Ferrari 458 Italia	**Sport Garage** / Gilles Vannelet	87	**3:00:59.029**	1 LAP	167,0	58	2:01.001	172,3
7	93	Dermont/**Perera** / Porsche 997 GT3 R	**Pro GT by Almeras** / Pro GT by Almeras	87	**3:01:01.993**	1 LAP	167,0	29	1:59.538	174,4
8	38	Poole/Abra/**Osborne** / Aston Martin Vantage GT3	**MP Motorsport AMR** / Aston Martin Racing	87	**3:01:17.604**	1 LAP	166,7	58	1:59.102	175,0
9	17	Andersen/**Jensen** / Ferrari 458 Italia	**Insightracing with Flex-Box** / Insightracing dk	87	**3:01:19.020**	1 LAP	166,7	44	1:59.868	173,9
10	43	Comandini/**Amos**/Colombo / BMW Z4	**ROAL Motorsport** / ROAL Motorsport	87	**3:01:26.054**	1 LAP	166,6	34	2:00.131	173,5
11	15	Ojjeh/Grotz/**Vervisch** / McLaren MP4-12C	**Boutsen Ginion** / Boutsen Ginion Racing	86	**3:00:29.120**	2LAPS	165,6	62	2:00.677	172,8
12	80	McMillen/Strauss/**Buncombe** / Nissan GT-R Nismo GT3	**Nissan GT Academy Team RJN** / Nissan GT Academy Team RJN	86	**3:00:54.572**	2LAPS	165,2	59	1:59.377	174,6
13	16	Sarkissian/Demirdjan/van der Drift / McLaren MP4-12C	**Boutsen Ginion** / Boutsen Ginion Racing	84	**3:00:21.224**	4LAPS	161,8	57	2:01.204	172,0
14	14	Frey/Gardel/**Barth** / Emil Frey G3 Jaguar	**Emil Frey Racing** / Emil Frey Racing	81	**3:00:48.559**	7LAPS	155,7	55	2:00.377	173,2
15	11	Broniszewski/Bonacini/**Frezza** / Ferrari 458 Italia	**Kessel Racing** / Kessel Racing	76	**2:37:27.316**	12LAPS	167,7	63	1:59.942	173,8
16	333	Solikhov/Kogay/**Seefried** / Ferrari 458 Italia	**GT Corse by Rinaldi** / GT Corse by Rinaldi	71	**2:40:40.277**	17LAPS	153,5	10	2:00.065	173,6
not classified										
	70	**Martins**/Trouillet/Berville / Porsche 997 GT3 R	**Graff Racing** / Eric Trouillet	54	**2:24:18.512**	34LAPS	130,0	51	2:00.583	172,9
	18	Loboda/Loboda/**Lunkin** / Mercedes SLS AMG GT3	**Black Falcon** / Black Falcon	32	**1:06:33.415**	56LAPS	167,1	23	2:02.973	169,5
	10	**Clement**/Lariche/Armindo / BMW Z4	**TDS Racing** / Thiriet by TDS Racing	2	**4:16.428**	86LAPS	162,6	2	2:02.475	170,2

Fastest lap of the class. Car 38 driver Joe Osborne on lap 61. Time 1:59.102, average speed 175,0 km/h.

Blancpain Endurance Series

Result List - Class Race

Official

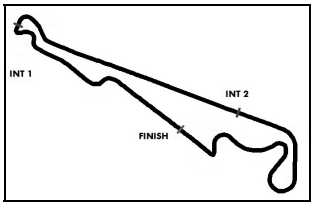

Circuit Paul Ricard Short, Length: 5791 m
Air temperature: 20.2°C
Track temperature: 21.3°C
Weather condition: Dry

Saturday 28.6.2014 19:15

started : 42 **classified : 36** **not classified : 6**

Nr.	Drivers Car	Team Entrant	Laps	Total Time	Gap	Kph	Lap	Time	Kph

Fastest lap of the race. Car 7 driver Kane on lap 61. Time 1:58.971, average speed 175,2 km/h.

Steward: Steward: Steward:

Blancpain Endurance Series

Lap analysis Race

Provisional

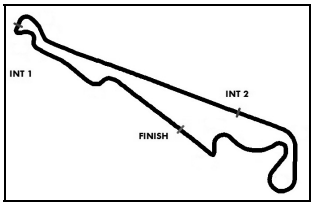

Circuit Paul Ricard Short, Length: 5791 m
Air temperature: 20.0°C
Track temperature: 21.2°C
Weather condition: Dry

Saturday 28.6.2014 19:15

Lap analysis: Race

1 Ramos, BRA/ Basseng, DEU/ Vanthoor, BEL , **theoretical besttime: 2:00.071**

Lap	Time	SE1	SP1	SE2	SP2	SE3	SP3	TSP	Lap	Time	SE1	SP1	SE2	SP2	SE3	SP3	TSP
1	2:14.608	46.852	98	32.038	268	55.718	191	268	45	2:03.248	36.596	93	31.440	265	55.212	192	265
2	2:02.979	37.446	***100***	31.136	264	54.397	190	264	46	2:02.552	37.164	94	31.485	262	53.903	193	262
3	2:02.243	36.615	95	31.233	267	54.395	191	267	47	2:02.566	36.693	94	31.513	263	54.360	192	263
4	2:02.894	37.037	97	31.296	265	54.561	190	265	48	2:03.329	36.619	95	31.272	263	55.438	191	263
5	2:02.734	36.566	100	31.118	269	55.050	191	269	49	2:03.864	36.924	97	31.352	265	55.588	193	265
6	2:01.719	36.457	98	31.068	267	54.194	192	267	50	2:04.257	37.800	90	31.454	263	55.003	192	263
7	2:02.462	36.595	100	31.289	266	54.578	192	266	51	2:02.166	36.483	97	31.289	265	54.394	193	265
8	2:03.251	37.143	93	31.234	267	54.874	194	267	52	2:01.977	36.612	94	31.176	265	54.189	194	265
9	2:03.367	36.901	100	31.168	268	55.298	190	268	53	2:03.002	36.667	96	31.026	269	55.309	191	269
10	2:03.504	37.259	98	31.211	269	55.034	193	269	54	2:04.373	36.617	96	31.118	269	56.638	192	269
11	2:02.756	36.791	95	31.215	269	54.750	192	269	55	2:03.979	36.679	93	31.402	265	55.898	191	265
12	2:02.750	36.953	99	31.140	269	54.657	192	269	56	2:02.546	36.647	96	31.428	263	54.471	193	263
13	2:02.646	36.761	99	31.295	269	54.590	194	269	57	2:12.396	36.545	93	31.229	264	1:04.622		264
14	2:02.826	37.119	97	31.291	269	54.416	194	269	58	3:25.054	1:59.804	98	31.558	264	53.692	192	264
15	2:03.368	37.306	93	31.146	***273***	54.916	192	***273***	59	2:00.823	36.248	100	31.258	265	53.317	191	265
16	2:02.925	37.153	97	31.085	264	54.687	193	264	60	2:00.530	36.094	98	31.139	265	53.297	191	265
17	2:02.080	36.469	99	31.178	268	54.433	193	268	61	2:01.343	36.239	99	31.180	267	53.924	193	267
18	2:03.336	36.659	95	31.059	267	55.618	193	267	62	2:01.636	36.165	99	31.363	254	54.108	192	254
19	2:02.608	36.940	97	31.112	271	54.556	191	271	63	2:02.285	36.298	100	31.130	268	54.857	194	268
20	2:03.496	37.104	95	31.141	268	55.251	193	268	64	2:02.718	36.981	100	31.156	269	54.581	192	269
21	2:03.614	37.728	95	31.324	269	54.562	192	269	65	2:03.262	37.427	91	31.153	269	54.682	191	269
22	2:02.074	36.816	99	31.054	268	54.204	194	268	66	2:01.197	36.408	97	31.143	265	53.646	192	265
23	2:12.221	36.825	97	31.045	269	1:04.351		269	67	2:00.953	36.186	98	31.244	265	53.523	192	265
24	3:18.121	1:50.593	93	31.631	267	55.897	191	267	68	2:00.887	36.104	100	31.128	265	53.655	191	265
25	2:06.295	37.569	95	32.000	265	56.726	190	265	69	2:01.379	36.237	98	31.258	267	53.884	193	267
26	2:04.678	38.346	96	31.548	268	54.784	192	268	70	2:02.743	36.585	98	31.047	269	55.111	191	269
27	2:00.884	36.177	97	31.261	267	53.446	189	267	71	2:01.896	36.553	97	31.269	265	54.074	193	265
28	2:00.494	35.993	97	31.349	265	***53.152***	191	265	72	2:02.362	36.235	99	***30.998***	269	55.129	191	269
29	***2:00.434***	36.056	97	31.220	266	53.158	192	266	73	2:00.922	36.386	99	31.186	265	53.350	193	265
30	2:02.600	36.111	97	31.313	266	55.176	192	266	74	2:01.307	36.341	99	31.148	265	53.818	193	265
31	2:01.098	***35.921***	98	31.097	267	54.080	190	267	75	2:05.467	38.542	91	31.952	267	54.973	194	267
32	2:00.521	36.096	98	31.120	267	53.305	192	267	76	2:02.391	36.603	94	31.393	263	54.395	192	263
33	2:00.734	36.151	97	31.253	267	53.330	190	267	77	2:01.444	36.449	97	31.316	263	53.679	***195***	263
34	2:01.463	36.204	99	31.126	266	54.133	191	266	78	2:01.613	36.355	98	31.275	263	53.983	194	263
35	2:00.710	36.250	97	31.220	267	53.240	190	267	79	2:01.556	36.525	99	31.239	265	53.792	192	265
36	2:00.640	36.146	99	31.215	266	53.279	194	266	80	2:02.503	37.231	97	31.296	263	53.976	193	263
37	2:01.146	36.249	97	31.101	269	53.796	193	269	81	2:01.129	36.405	96	31.225	263	53.499	193	263
38	2:00.711	36.159	97	31.147	267	53.405	192	267	82	2:01.051	36.276	98	31.299	263	53.476	194	263
39	2:01.270	36.239	95	31.185	269	53.846	193	269	83	2:01.508	36.273	99	31.174	264	54.061	194	264
40	2:01.881	36.802	92	31.265	265	53.814	192	265	84	2:02.248	36.708	94	31.240	265	54.300	193	265
41	2:10.367	36.384	96	31.165	267	1:02.818	192	267	85	2:01.359	36.335	97	31.152	265	53.872	193	265
42	2:01.287	36.403	96	31.292	265	53.592	192	265	86	2:00.997	36.265	100	31.029	265	53.703	193	265
43	2:02.002	36.486	93	31.294	265	54.222	192	265	87	2:02.312	36.429	98	31.125	266	54.758	190	266
44	2:02.899	36.517	96	31.202	269	55.180	192	269									

2 Teneketzian, FRA/ Pourquie, FRA/ Chaix, FRA , **theoretical besttime: 2:04.361**

1	2:26.406	53.959	94	33.132	271	59.315	194	271	19	2:06.027	38.294	92	31.492	272	56.241	191	272
2	2:07.963	38.544	***101***	31.534	***274***	57.885	190	***274***	20	2:08.996	39.868	89	31.900	268	57.228	191	268
3	2:06.740	38.991	98	31.720	271	56.029	190	271	21	2:09.977	38.120	96	31.668	270	1:00.189	189	270
4	2:21.534	***37.127***	97	***31.270***	271	1:13.137	188	271	22	2:22.623	39.758	91	33.056	267	1:09.809		267
5	2:08.457	38.792	93	32.353	263	57.312	191	263	23	4:07.857	2:37.763	91	32.648	263	57.446	188	263
6	2:05.490	37.423	96	31.938	265	56.129	192	265	24	2:09.129	38.355	93	32.413	262	58.361	187	262
7	***2:04.972***	37.451	95	31.557	265	***55.964***	***194***	265	25	2:09.863	39.176	91	33.190	262	57.497	187	262
8	2:12.112	41.221	64	33.721	263	57.170	189	263	26	2:10.164	38.682	91	32.786	263	58.696	190	263
9	2:05.178	37.410	100	31.637	264	56.131	189	264	27	2:09.257	38.951	94	32.592	266	57.714	189	266
10	2:05.808	37.640	98	31.908	265	56.260	192	265	28	2:10.101	38.851	94	32.714	263	58.536	190	263
11	2:13.917	37.372	99	31.490	265	1:05.055	146	265	29	2:15.044	41.011	66	33.831	265	1:00.202	187	265
12	2:47.584	45.303		37.936	257	1:24.345		257	30	2:12.152	39.856	88	33.184	263	59.112	190	263
13	1:46:44.33	1:45:09.52	90	35.772	261	59.036	189	261	31	2:13.995	40.523	94	33.200	265	1:00.272	189	265

Blancpain Endurance Series

Lap analysis Race

Provisional

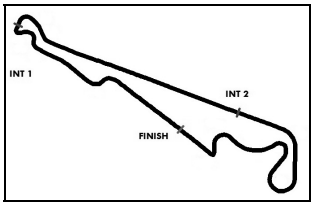

Circuit Paul Ricard Short, Length: 5791 m
Air temperature: 20.0°C
Track temperature: 21.2°C
Weather condition: Dry

Saturday 28.6.2014 19:15

Lap analysis: Race

Lap	Time	SE1	SP1	SE2	SP2	SE3	SP3	TSP	Lap	Time	SE1	SP1	SE2	SP2	SE3	SP3	TSP
14	2:09.088	38.434	95	32.822	263	57.832	190	263	32	2:13.324	39.924	92	33.124	267	1:00.276	191	267
15	2:08.845	39.101	95	31.947	265	57.797	191	265	33	2:12.103	39.723	91	33.272	265	59.108	188	265
16	2:10.574	38.499	96	31.968	268	1:00.107	190	268	34	2:14.462	40.054	91	33.492	267	1:00.916	188	267
17	2:08.038	39.215	92	32.200	269	56.623	191	269									
18	2:06.983	38.384	91	31.920	267	56.679	190	267									

3 Mies, DEU/ Nash, GBR/ Stippler, DEU , **theoretical besttime: 1:59.087**

1	2:11.456	45.001	91	31.330	271	55.125	191	271	46	2:01.793	36.526	93	31.040	268	54.227	192	268
2	2:01.536	36.842	99	30.863	271	53.831	193	271	47	2:01.542	36.514	99	31.092	268	53.936	196	268
3	2:01.361	36.537	100	30.744	272	54.080	189	272	48	2:02.448	36.708	96	31.173	269	54.567	193	269
4	2:01.149	36.567	97	31.090	268	53.492	193	268	49	2:03.473	37.083	98	31.122	273	55.268	196	273
5	2:00.550	36.061	99	31.029	270	53.460	195	270	50	2:03.302	37.257	100	30.979	273	55.066	195	273
6	2:00.428	36.152	100	31.092	268	53.184	194	268	51	2:03.751	37.597	101	30.812	274	55.342	193	274
7	2:00.190	36.112	100	31.023	269	***53.055***	194	269	52	2:01.954	36.851	100	30.976	270	54.127	195	270
8	***1:59.966***	***35.909***	100	30.854	271	53.203	195	271	53	2:02.374	36.861	98	30.838	273	54.675	195	273
9	2:00.553	36.144	99	30.921	271	53.488	194	271	54	2:03.479	37.624	98	31.053	273	54.802	196	273
10	2:00.673	36.353	101	30.992	271	53.328	195	271	55	2:02.974	37.176	99	30.886	273	54.912	193	273
11	2:00.347	36.138	98	30.888	273	53.321	194	273	56	2:01.042	36.425	98	30.821	270	53.796	195	270
12	2:00.597	36.274	99	31.026	269	53.297	195	269	57	2:01.414	36.488	100	30.982	269	53.944	194	269
13	2:00.768	36.192	99	30.841	271	53.735	195	271	58	2:12.557	36.766	95	30.942	268	1:04.849		268
14	2:01.117	36.427	99	30.877	271	53.813	196	271	59	3:15.745	1:51.038	96	30.971	267	53.736	192	267
15	2:00.682	36.253	99	30.791	273	53.638	195	273	60	2:00.189	36.287	101	30.638		53.264	192	
16	2:00.642	36.181	98	30.889	271	53.572	194	271	61	2:00.200	36.083	101	30.514	274	53.603	194	274
17	2:00.711	36.324	99	30.876	271	53.511	194	271	62	2:00.911	36.089	99	***30.123***	***277***	54.699	191	***277***
18	2:00.717	36.157	99	30.975	271	53.585	195	271	63	2:00.921	36.682	99	30.854	271	53.385	192	271
19	2:00.743	36.423	98	30.808	272	53.512	193	272	64	2:00.305	36.074	99	30.799	270	53.432	194	270
20	2:01.099	36.265	99	30.847	271	53.987	194	271	65	2:00.319	36.223	99	30.759	269	53.337	194	269
21	2:00.712	36.416	100	30.798	272	53.498	195	272	66	2:00.261	36.065	97	30.767	271	53.429	193	271
22	2:01.326	36.144	98	30.785	274	54.397	194	274	67	2:00.477	36.284	98	30.757	271	53.436	194	271
23	2:02.980	37.157	92	30.766	276	55.057	194	276	68	2:00.199	36.089	98	30.730	271	53.380	196	271
24	2:00.842	36.483	99	30.875	271	53.484	195	271	69	2:00.478	36.142	98	30.685	273	53.651	195	273
25	2:00.889	36.112	99	30.799	271	53.978	196	271	70	2:00.445	36.085	99	30.868	271	53.492	194	271
26	2:00.504	36.316	100	30.772	271	53.416	194	271	71	2:00.412	36.148	100	30.695	273	53.569	193	273
27	2:00.759	36.191	97	30.778	272	53.790	194	272	72	2:00.544	36.261	97	30.763	273	53.520	196	273
28	2:11.555	36.149	97	31.001	271	1:04.405		271	73	2:00.337	36.094	97	30.647	272	53.596	194	272
29	3:19.631	1:53.668	102	31.351	267	54.612	191	267	74	2:01.338	36.208	99	30.595	273	54.535	194	273
30	2:03.208	37.507	102	31.278	271	54.423	192	271	75	2:00.417	36.234	97	30.706	271	53.477	196	271
31	2:03.281	37.295	100	31.223	269	54.763	194	269	76	2:00.490	36.246	99	30.733	271	53.511	196	271
32	2:02.015	36.987	***102***	31.118	268	53.910	192	268	77	2:00.977	36.369	98	30.483	274	54.125	195	274
33	2:02.061	36.853	99	31.343	270	53.865	193	270	78	2:01.258	36.363	98	30.596	276	54.299	194	276
34	2:03.854	36.494	99	31.173	269	56.187	192	269	79	2:04.380	37.175	93	33.332	263	53.873	196	263
35	2:02.480	36.847	101	31.130	269	54.503	193	269	80	2:00.578	36.346	96	30.749	271	53.483	194	271
36	2:01.129	36.654	102	31.056	269	53.419	194	269	81	2:00.728	36.316	97	30.750	271	53.662	195	271
37	2:00.919	36.309	99	30.951	269	53.659	194	269	82	2:02.590	36.346	99	31.482	245	54.762	***197***	245
38	2:02.602	36.543	100	30.955	269	55.104	196	269	83	2:02.346	37.322	97	30.953	272	54.071	194	272
39	2:06.120	37.599	101	31.823	269	56.698	192	269	84	2:02.256	37.314	96	30.620	274	54.322	195	274
40	2:01.550	36.559	101	31.051	268	53.940	192	268	85	2:01.892	37.393	91	30.450	273	54.049	194	273
41	2:01.318	36.353	101	30.943	269	54.022	192	269	86	2:02.003	36.482	95	30.582	275	54.939	194	275
42	2:01.370	36.489	100	30.926	269	53.955	195	269	87	2:02.583	36.871	93	30.740	271	54.972	195	271
43	2:01.845	36.584	102	30.978	269	54.283	195	269	88	2:03.245	36.795	93	30.844	273	55.606	194	273
44	2:01.665	36.482	101	30.640	272	54.543	194	272									
45	2:01.886	36.554	102	30.872	269	54.460	196	269									

4 Kelders, FRA/ Blanchemain, FRA/ Hirschi, CHE , **theoretical besttime: 2:03.240**

1	2:22.075	51.365	96	32.132	***276***	58.578	190	***276***	44	2:05.710	38.018	93	31.286	268	56.406	191	268
2	2:05.910	38.273	98	31.547	270	56.090	193	270	45	2:06.362	37.736	98	31.535	265	57.091	193	265
3	2:04.127	***37.059***	97	31.754	269	55.314	192	269	46	2:05.630	37.603	94	31.311	267	56.716	193	267
4	2:03.870	37.292	97	31.411	269	55.167	191	269	47	2:06.905	38.092	86	32.010	270	56.803	193	270
5	2:04.185	37.348	96	31.366	271	55.471	193	271	48	2:05.920	38.220	86	31.686	267	56.014	193	267

Blancpain Endurance Series

Lap analysis Race

Provisional

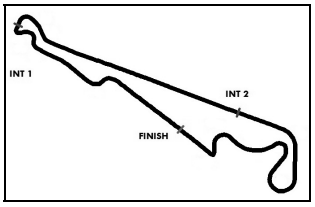

Circuit Paul Ricard Short, Length: 5791 m
Air temperature: 20.0°C
Track temperature: 21.2°C
Weather condition: Dry

Saturday 28.6.2014 19:15

Lap analysis: Race

Lap	Time	SE1	SP1	SE2	SP2	SE3	SP3	TSP	Lap	Time	SE1	SP1	SE2	SP2	SE3	SP3	TSP
6	***2:03.615***	37.294	99	31.164	272	***55.157***	191	272	49	2:05.408	37.523	96	31.467	267	56.418	193	267
7	2:19.463	47.467	10	36.327	266	55.669	192	266	50	2:05.289	37.810	96	31.341	267	56.138	193	267
8	2:05.998	37.722	98	31.288	275	56.988	189	275	51	2:06.027	38.491	95	31.371	273	56.165	195	273
9	2:05.233	38.468	95	31.071	273	55.694	192	273	52	2:06.193	38.862	88	31.446	272	55.885	193	272
10	2:04.676	37.271	96	31.978	264	55.427	193	264	53	2:06.442	37.428	97	31.074	271	57.940	193	271
11	2:04.647	37.420	98	31.285	270	55.942	195	270	54	2:15.331	38.257	94	31.195	270	1:05.879		270
12	2:05.847	37.826	100	31.378	271	56.643	192	271	55	3:32.640	2:04.674	95	32.013	266	55.953	191	266
13	2:04.743	37.451	97	31.129	271	56.163	192	271	56	2:06.494	38.878	98	31.788	267	55.828	192	267
14	2:04.421	37.264	100	31.626	265	55.531	192	265	57	2:05.753	37.748	96	31.594	267	56.411	192	267
15	2:05.227	37.345	98	31.444	265	56.438	192	265	58	2:05.144	37.816	98	31.333	269	55.995	194	269
16	2:04.454	37.420	99	31.351	265	55.683	193	265	59	2:06.114	37.761	94	31.336	269	57.017	192	269
17	2:05.221	37.641	99	31.454	266	56.126	193	266	60	2:07.093	39.707	97	31.446	269	55.940	192	269
18	2:05.221	37.415	92	31.815	265	55.991	191	265	61	2:05.905	38.608	99	31.336	273	55.961	192	273
19	2:05.364	38.378	101	31.787	269	55.199	193	269	62	2:04.397	37.550	97	31.268	269	55.579	195	269
20	2:04.515	37.579	97	31.304	268	55.632	194	268	63	2:05.093	37.588	99	31.248	269	56.257	193	269
21	2:06.353	39.096	99	31.545	269	55.712	192	269	64	2:09.920	38.108	97	33.445	265	58.367	191	265
22	2:05.905	37.892	96	31.555	267	56.458	190	267	65	2:06.897	38.311	99	31.709	269	56.877	191	269
23	2:05.600	37.477	96	31.694	268	56.429	193	268	66	2:06.637	37.964	99	31.884	269	56.789	193	269
24	2:04.786	37.223	95	31.372	267	56.191	195	267	67	2:07.512	38.075	95	32.245	270	57.192	194	270
25	2:05.242	37.948	89	31.574	269	55.720	194	269	68	2:16.984	38.157	98	32.013	269	1:06.814	191	269
26	2:04.811	37.914	100	31.430	270	55.467	194	270	69	2:04.785	37.803	99	31.448	269	55.534	195	269
27	2:04.747	37.833	94	31.234	267	55.680	***196***	267	70	2:06.204	38.055	98	31.227	270	56.922	194	270
28	2:04.295	37.153	***101***	31.245	267	55.897	194	267	71	2:08.739	38.483	98	31.397	272	58.859	194	272
29	2:04.837	37.450	96	31.516	271	55.871	196	271	72	2:06.949	38.112	98	31.842	268	56.995	194	268
30	2:06.032	37.783	87	32.085	274	56.164	191	274	73	2:08.781	39.443	96	31.816	267	57.522	194	267
31	2:06.127	38.119	96	31.667	269	56.341	196	269	74	2:07.948	38.766	96	31.838	270	57.344	193	270
32	2:16.024	37.701	97	31.169	269	1:07.154		269	75	2:07.788	38.644	97	31.586	267	57.558	192	267
33	3:25.133	1:56.377	96	31.646	265	57.110	189	265	76	2:06.880	38.076	97	31.909	267	56.895	193	267
34	2:07.173	38.224	94	31.374	267	57.575	192	267	77	2:07.136	38.341	88	31.977	267	56.818	194	267
35	2:06.418	38.160	93	31.841	267	56.417	193	267	78	2:06.846	38.308	98	31.584	268	56.954	194	268
36	2:05.800	38.393	95	31.255	270	56.152	194	270	79	2:08.382	38.789	96	31.633	267	57.960	194	267
37	2:05.054	37.628	95	31.242	269	56.184	192	269	80	2:08.515	38.296	95	32.312	265	57.907	192	265
38	2:04.732	37.534	100	31.055	270	56.143	190	270	81	2:07.334	38.658	99	31.983	266	56.693	193	266
39	2:06.781	38.539	95	31.372	269	56.870	194	269	82	2:08.285	38.764	95	31.844	267	57.677	193	267
40	2:05.658	37.750	98	31.055	269	56.853	191	269	83	2:08.512	38.771	97	32.148	265	57.593	194	265
41	2:04.850	37.695	95	31.183	268	55.972	192	268	84	2:09.305	38.411	98	31.821	268	59.073	193	268
42	2:05.279	38.431	98	***31.024***	270	55.824	193	270									
43	2:05.625	37.557	98	31.282	269	56.786	193	269									

7 Smith, GBR/ Meyrick, GBR/ Kane, GBR , **theoretical besttime: 1:58.527**

1	2:08.161	42.262	94	31.392	269	54.507	195	269	46	2:00.822	36.116	92	30.617	270	54.089	195	270
2	2:00.938	36.195	95	30.472	268	54.271	196	268	47	2:00.237	36.107	97	30.724	269	53.406	197	269
3	1:59.673	36.084	96	30.393	273	53.196	195	273	48	2:01.018	36.120	97	30.618	271	54.280	195	271
4	2:00.351	35.749	95	30.526	271	54.076	193	271	49	2:00.382	36.045	95	30.733	269	53.604	197	269
5	2:00.014	35.931	93	30.667	269	53.416	196	269	50	2:00.532	36.461	97	30.737	270	53.334	197	270
6	1:59.731	36.071	94	30.615	269	53.045	194	269	51	2:00.911	36.654	93	30.697	271	53.560	196	271
7	1:59.452	35.949	96	30.627	269	52.876	196	269	52	2:01.214	36.601	93	30.878	273	53.735	196	273
8	1:59.591	35.854	95	30.586	270	53.151	195	270	53	2:00.297	36.215	94	30.678	270	53.404	197	270
9	1:59.465	35.834	99	30.574	270	53.057	196	270	54	2:00.441	36.276	95	30.616	270	53.549	197	270
10	1:59.367	35.761	98	30.541	269	53.065	196	269	55	2:00.198	36.190	97	30.605	271	53.403	***198***	271
11	1:59.359	35.769	96	30.515	271	53.075	195	271	56	2:12.136	36.325	96	30.357	275	1:05.454		275
12	1:59.447	35.758	97	30.532	270	53.157	197	270	57	3:26.362	2:02.259	92	30.942	269	53.161	195	269
13	2:00.376	36.125	97	30.524	271	53.727	196	271	58	2:00.566	37.136	95	30.631	269	52.799	195	269
14	2:00.254	36.093	95	30.603	271	53.558	196	271	59	1:59.203	36.055	95	30.525	269	***52.623***	196	269
15	2:00.261	36.059	96	30.526	273	53.676	196	273	60	1:59.140	35.786	96	30.586	271	52.768	195	271
16	2:00.394	36.145	96	30.554	271	53.695	195	271	61	***1:58.971***	***35.591***	98	30.449	273	52.931	195	273
17	2:00.298	35.996	95	30.494	272	53.808	196	272	62	2:00.173	36.251	97	30.498	273	53.424	195	273
18	2:00.694	36.276	96	30.587	273	53.831	196	273	63	2:00.662	35.903	99	30.444	273	54.315	194	273
19	2:00.581	36.180	96	30.521	274	53.880	195	274	64	2:00.605	36.510	93	30.670	271	53.425	195	271
20	2:01.310	36.532	99	30.799	273	53.979	196	273	65	1:59.535	35.761	96	30.486	271	53.288	195	271

Blancpain Endurance Series

Lap analysis Race

Provisional

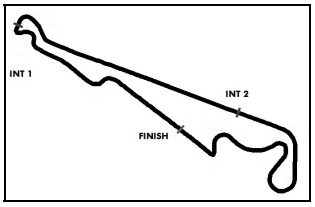

Circuit Paul Ricard Short, Length: 5791 m
Air temperature: 20.0°C
Track temperature: 21.2°C
Weather condition: Dry

Saturday 28.6.2014 19:15

Lap analysis: Race

Lap	Time	SE1	SP1	SE2	SP2	SE3	SP3	TSP	Lap	Time	SE1	SP1	SE2	SP2	SE3	SP3	TSP
21	1:59.863	36.042	94	30.554	271	53.267	197	271	66	2:00.374	36.053	95	30.529	273	53.792	197	273
22	2:00.538	36.334	90	30.644	269	53.560	196	269	67	2:00.711	36.235	97	30.655	271	53.821	194	271
23	1:59.855	35.913	96	30.622	270	53.320	196	270	68	2:00.410	36.180	96	30.761	271	53.469	196	271
24	2:00.088	36.180	93	30.609	269	53.299	196	269	69	2:00.127	36.082	97	30.550	271	53.495	195	271
25	1:59.818	35.829	93	30.633	270	53.356	197	270	70	2:02.404	36.333	98	30.466	274	55.605	195	274
26	1:59.957	36.082	97	30.504	271	53.371	197	271	71	2:01.311	36.747	96	30.710	270	53.854	195	270
27	2:01.308	36.367	94	***30.313***	273	54.628	195	273	72	2:00.301	36.051	94	30.693	271	53.557	196	271
28	2:02.385	37.212	94	30.616	275	54.557	197	275	73	2:03.374	36.656	93	31.107	275	55.611	195	275
29	2:00.331	36.402	94	30.507	270	53.422	197	270	74	2:02.546	37.691	93	30.649	275	54.206	196	275
30	2:00.476	36.248	94	30.673	270	53.555	196	270	75	1:59.969	36.034	97	30.649	269	53.286	196	269
31	2:00.110	35.981	94	30.614	271	53.515	197	271	76	2:00.613	35.948	94	30.863	268	53.802	195	268
32	2:12.821	36.277	92	30.415	271	1:06.129		271	77	2:00.589	36.256	93	30.890	269	53.443	196	269
33	3:24.469	1:59.574	98	30.806	271	54.089	194	271	78	2:01.173	36.284	93	30.771	270	54.118	195	270
34	2:00.239	36.218	95	30.699	269	53.322	195	269	79	2:01.089	36.204	94	30.977	269	53.908	196	269
35	2:00.510	36.161	99	30.544	271	53.805	194	271	80	2:00.654	36.314	94	30.547	272	53.793	196	272
36	2:00.068	36.265	98	30.662	270	53.141	196	270	81	2:00.660	36.218	93	30.420	***276***	54.022	196	***276***
37	1:59.955	35.945	96	30.608	270	53.402	195	270	82	1:59.847	35.895	94	30.692	273	53.260	198	273
38	2:00.573	35.775	98	30.482	273	54.316	195	273	83	2:01.515	37.253	91	30.859	270	53.403	197	270
39	2:00.162	36.112	97	30.438	274	53.612	196	274	84	2:00.718	36.204	94	30.696	271	53.818	197	271
40	2:01.381	36.268	97	30.808	271	54.305	196	271	85	2:00.898	36.647	95	30.797	271	53.454	197	271
41	2:01.879	36.218	98	30.549	272	55.112	196	272	86	2:01.364	37.591	94	30.506	273	53.267	197	273
42	2:01.091	36.297	98	30.606	272	54.188	197	272	87	2:00.751	36.027	92	30.450	***276***	54.274	197	***276***
43	2:01.334	36.515	96	30.530	273	54.289	196	273	88	2:00.917	36.107	89	30.594	273	54.216	197	273
44	2:01.258	36.401	***100***	30.500	273	54.357	196	273									
45	2:01.225	36.116	96	30.622	272	54.487	195	272									

8 D Ambrosio, BEL/ Tappy, GBR/ Leclerc, FRA , **theoretical besttime: 1:59.339**

1	2:09.483	43.861	92	30.471	277	55.151	195	277	22	2:02.034	36.955	87	30.486	277	54.593	197	277
2	2:01.073	36.361	98	30.191	***278***	54.521	194	***278***	23	2:00.434	36.421	97	30.378	275	53.635	196	275
3	2:00.450	36.216	97	***30.157***	278	54.077	194	278	24	2:00.575	36.386	97	30.441	275	53.748	197	275
4	2:00.701	36.379	98	30.333	276	53.989	194	276	25	2:00.265	36.186	97	30.366	274	53.713	***198***	274
5	2:00.315	36.197	94	30.384	276	53.734	197	276	26	2:00.195	36.159	98	30.412	274	53.624	197	274
6	2:00.991	36.365	***100***	30.316	269	54.310	195	269	27	2:00.326	36.233	98	30.257	276	53.836	197	276
7	***1:59.877***	36.252	97	30.255	276	53.370	196	276	28	2:01.661	36.851	87	30.565	275	54.245	197	275
8	2:00.167	36.218	98	30.198	277	53.751	196	277	29	2:02.160	37.263	87	30.744	274	54.153	197	274
9	1:59.911	36.292	97	30.218	277	53.401	194	277	30	2:11.377	36.642	95	30.577	275	1:04.158		275
10	2:00.054	36.114	98	30.314	275	53.626	195	275	31	3:26.721	2:02.416	94	30.381	273	53.924	197	273
11	2:00.384	36.352	98	30.512	274	53.520	196	274	32	2:01.099	36.439	96	31.240	273	53.420	197	273
12	2:00.406	36.082	97	30.319	276	54.005	197	276	33	2:01.630	37.429	91	30.690	273	53.511	196	273
13	2:00.916	36.561	97	30.397	276	53.958	197	276	34	1:59.902	***35.993***	99	30.251	276	53.658	196	276
14	2:00.178	36.205	97	30.331	277	53.642	196	277	35	1:59.943	36.379	97	30.375	276	***53.189***	196	276
15	2:00.616	36.182	95	30.414	276	54.020	195	276	36	2:01.031	36.497	96	30.720	277	53.814	196	277
16	2:01.231	37.052	96	30.462	277	53.717	196	277	37	2:01.608	36.516	96	30.856	270	54.236	197	270
17	2:00.816	36.370	96	30.501	274	53.945	196	274	38	1:59.935	36.309	97	30.403	275	53.223	197	275
18	2:01.805	37.236	94	30.218	271	54.351	196	271	39	2:01.117	36.723	95	30.417	275	53.977	196	275
19	2:00.956	36.553	96	30.376	273	54.027	196	273	40	2:01.597	36.379	96	30.292	275	54.926	197	275
20	2:00.172	36.272	97	30.242	276	53.658	196	276									
21	2:00.331	36.090	98	30.385	276	53.856	197	276									

10 Clement, FRA/ Lariche, FRA/ Armindo, FRA , **theoretical besttime: 2:01.354**

1	2:13.953	45.229	94	32.575	271	56.149	***192***	271
2	***2:02.475***	37.231	91	31.237	269	***54.007***	192	269

11 Broniszewski, POL/ Bonacini, ITA/ Frezza, ITA , **theoretical besttime: 1:59.697**

1	2:11.599	45.414	96	31.202	281	54.983	197	281	40	2:00.375	36.109	94	30.441	***281***	53.825	195	***281***
2	2:02.202	37.323	92	30.821	281	54.058	197	281	41	2:01.818	36.403	95	30.517	280	54.898	194	280
3	2:00.723	36.560	97	30.472	***281***	53.691	197	***281***	42	2:01.110	36.497	94	30.395	280	54.218	195	280
4	2:02.619	37.658	100	30.721	280	54.240	197	280	43	2:01.823	36.659	94	30.410	281	54.754	195	281
5	2:01.086	36.426	98	30.534	280	54.126	197	280	44	2:01.718	36.823	94	30.525	281	54.370	196	281

Blancpain Endurance Series

Lap analysis Race

Provisional

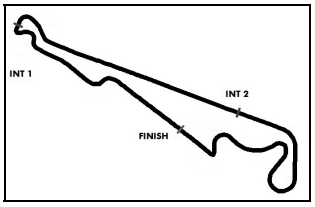

Circuit Paul Ricard Short, Length: 5791 m
Air temperature: 20.0°C
Track temperature: 21.2°C
Weather condition: Dry

Saturday 28.6.2014 19:15

Lap analysis: Race

Lap	Time	SE1	SP1	SE2	SP2	SE3	SP3	TSP	Lap	Time	SE1	SP1	SE2	SP2	SE3	SP3	TSP
6	2:01.915	37.030	94	30.695	280	54.190	196	280	45	2:01.054	36.495	94	30.561	281	53.998	196	281
7	2:00.738	36.417	98	30.460	280	53.861	197	280	46	2:01.623	36.668	94	30.363	280	54.592	196	280
8	2:01.507	36.562	100	30.653	281	54.292	197	281	47	2:00.725	36.372	95	30.398	280	53.955	196	280
9	2:01.182	36.677	101	30.580	281	53.925	196	281	48	2:01.006	36.376	95	30.220	279	54.410	195	279
10	2:01.088	36.586	100	30.485	280	54.017	197	280	49	2:01.468	36.385	94	30.327	280	54.756	196	280
11	2:01.232	36.362	101	30.476	279	54.394	196	279	50	2:01.733	36.475	94	30.279	281	54.979	196	281
12	2:00.927	36.482	97	30.537	281	53.908	197	281	51	2:02.345	36.773	93	30.161	281	55.411	196	281
13	2:02.011	36.860	96	30.705	280	54.446	197	280	52	2:01.769	36.603	94	***30.107***	280	55.059	196	280
14	2:01.276	36.499	97	30.483	281	54.294	197	281	53	2:02.303	36.595	97	30.490	278	55.218	196	278
15	2:01.557	36.579	98	30.663	281	54.315	196	281	54	2:01.423	36.507	92	30.460	281	54.456	197	281
16	2:01.542	36.651	97	30.538	281	54.353	197	281	55	2:01.266	36.522	94	30.343	280	54.401	196	280
17	2:02.024	36.962	99	30.552	280	54.510	197	280	56	2:13.323	36.891	93	30.363	278	1:06.069		278
18	2:02.519	37.132	93	30.869	279	54.518	197	279	57	3:26.390	2:01.681	99	30.720	280	53.989	195	280
19	2:01.745	36.688	100	30.556	279	54.501	197	279	58	2:00.982	36.437	***102***	30.319	280	54.226	196	280
20	2:02.044	36.836	97	31.005	280	54.203	***198***	280	59	2:02.128	36.824	95	30.682	280	54.622	197	280
21	2:02.582	37.125	101	30.755	278	54.702	197	278	60	2:01.590	37.082	102	30.387	279	54.121	196	279
22	2:01.705	37.122	98	30.304	278	54.279	197	278	61	2:01.103	36.505	97	30.246	280	54.352	195	280
23	2:01.193	36.588	94	30.456	279	54.149	196	279	62	2:00.866	36.607	100	30.502	279	53.757	196	279
24	2:01.203	36.514	96	30.408	280	54.281	197	280	63	***1:59.942***	***36.016***	99	30.352	281	***53.574***	197	281
25	2:01.651	36.682	97	30.492	280	54.477	197	280	64	2:00.188	36.278	101	30.326	280	53.584	197	280
26	2:01.279	36.524	97	30.363	281	54.392	197	281	65	2:00.752	36.347	101	30.183	281	54.222	196	281
27	2:02.189	37.377	95	30.480	278	54.332	198	278	66	2:00.246	36.119	102	30.464	280	53.663	196	280
28	2:11.837	36.635	95	30.426	281	1:04.776		281	67	2:00.372	36.216	101	30.364	280	53.792	196	280
29	3:25.355	2:00.606	97	30.558	279	54.191	194	279	68	2:00.298	36.136	101	30.358	281	53.804	197	281
30	2:00.723	36.413	98	30.393	281	53.917	195	281	69	2:01.058	36.326	100	30.270	279	54.462	197	279
31	2:00.571	36.087	95	30.473	280	54.011	195	280	70	2:03.185	36.581	102	30.573	275	56.031	196	275
32	2:01.169	36.312	98	30.515	280	54.342	195	280	71	2:04.507	37.807	94	31.161	279	55.539	197	279
33	2:00.883	36.492	95	30.549	279	53.842	195	279	72	2:04.316	37.185	97	30.777	279	56.354	196	279
34	2:01.357	37.153	95	30.626	281	53.578	195	281	73	2:03.378	37.208	96	30.813	279	55.357	197	279
35	2:01.038	36.557	93	30.467	***281***	54.014	194	***281***	74	2:03.476	37.350	99	30.797	281	55.329	198	281
36	2:01.817	36.897	91	30.520	280	54.400	196	280	75	2:03.845	37.294	95	30.834	279	55.717	197	279
37	2:04.578	38.622	94	30.716	278	55.240	195	278	76	2:04.925	37.801	92	30.912	279	56.212	197	279
38	2:03.119	37.075	92	30.754	278	55.290	195	278									
39	2:01.102	36.640	94	30.501	280	53.961	195	280									

12 Hassid, FRA/ Catsburg, NLD , ,

theoretical besttime: 1:59.051

1	2:10.354	41.877	92	31.775	267	56.702	196	267	46	2:01.598	37.247	94	30.499	273	53.852	196	273
2	2:01.155	36.576	95	30.794	273	53.785	195	273	47	2:01.569	36.572	99	30.456	273	54.541	196	273
3	2:00.851	36.294	98	30.644	273	53.913	196	273	48	2:01.777	36.378	100	30.475	273	54.924	196	273
4	2:00.743	36.302	98	30.631	***274***	53.810	196	***274***	49	2:01.521	37.152	97	30.474	273	53.895	197	273
5	2:00.649	36.163	96	30.627	***274***	53.859	196	***274***	50	2:00.687	36.703	93	30.612	270	53.372	196	270
6	2:00.458	35.948	95	30.545	273	53.965	195	273	51	2:00.179	36.253	95	30.612	273	53.314	196	273
7	2:00.798	36.606	95	30.504	273	53.688	196	273	52	2:00.157	36.187	***100***	30.480	273	53.490	196	273
8	2:00.461	36.254	93	30.642	273	53.565	196	273	53	2:01.248	36.677	98	30.961	273	53.610	197	273
9	2:00.723	36.018	97	30.662	272	54.043	195	272	54	2:01.887	36.624	97	30.467	272	54.796	195	272
10	2:00.674	36.131	96	30.687	273	53.856	195	273	55	2:00.610	36.399	96	30.574	271	53.637	196	271
11	2:00.361	36.193	94	30.608	273	53.560	196	273	56	2:00.505	36.392	96	30.564	273	53.549	196	273
12	2:00.408	36.131	95	30.689	***274***	53.588	195	***274***	57	2:01.352	36.490	96	30.413	273	54.449	197	273
13	2:01.668	36.310	95	30.613	273	54.745	195	273	58	2:02.120	37.341	94	30.517	273	54.262	196	273
14	2:00.518	36.354	95	30.702	273	53.462	195	273	59	2:00.996	36.568	96	30.531	***274***	53.897	196	***274***
15	2:00.823	36.637	94	30.759	273	53.427	195	273	60	2:03.332	37.465	96	30.448	272	55.419	196	272
16	2:00.559	36.271	95	30.730	273	53.558	196	273	61	2:01.647	36.993	96	30.852	273	53.802	197	273
17	2:00.847	36.298	93	30.672	273	53.877	196	273	62	2:00.751	36.312	97	30.426	273	54.013	196	273
18	2:00.933	36.368	95	30.923	273	53.642	196	273	63	3:16.201	37.143	93	30.687	273	2:08.371		273
19	2:00.760	36.277	94	30.666	273	53.817	196	273	64	2:21.048	56.620	95	30.722	271	53.706	194	271
20	2:00.886	36.084	94	30.677	273	54.125	196	273	65	2:01.002	36.207	96	30.799	271	53.996	194	271
21	2:00.756	36.288	95	30.506	273	53.962	196	273	66	2:01.139	36.402	94	30.749	272	53.988	195	272
22	2:02.142	36.310	95	30.653	273	55.179	192	273	67	2:01.201	36.403	94	30.704	272	54.094	195	272
23	2:03.268	37.426	94	30.807	273	55.035	196	273	68	2:00.760	36.155	95	30.794	272	53.811	195	272
24	2:02.197	37.063	95	30.815	273	54.319	196	273	69	2:01.354	36.355	96	30.947	273	54.052	195	273

Blancpain Endurance Series

Lap analysis Race

Provisional

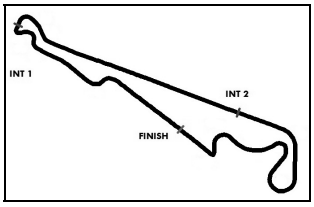

Circuit Paul Ricard Short, Length: 5791 m
Air temperature: 20.0°C
Track temperature: 21.2°C
Weather condition: Dry

Saturday 28.6.2014 19:15

Lap analysis: Race

Lap	Time	SE1	SP1	SE2	SP2	SE3	SP3	TSP	Lap	Time	SE1	SP1	SE2	SP2	SE3	SP3	TSP
25	2:01.663	36.473	94	30.628	***274***	54.562	196	***274***	70	2:01.212	36.408	94	30.778	272	54.026	195	272
26	2:02.301	36.601	96	30.674	273	55.026	***198***	273	71	2:01.272	36.337	97	30.659	***274***	54.276	195	***274***
27	2:02.284	36.871	93	31.041	273	54.372	196	273	72	2:00.965	36.274	94	30.835	273	53.856	196	273
28	2:01.255	36.435	93	30.768	273	54.052	196	273	73	2:01.263	36.679	95	30.743	273	53.841	195	273
29	2:01.642	36.812	93	30.740	272	54.090	196	272	74	2:01.305	36.431	95	30.524	273	54.350	195	273
30	2:02.439	36.812	92	30.976	273	54.651	196	273	75	2:02.174	37.077	95	30.690	273	54.407	195	273
31	3:13.257	36.661	95	30.882	272	2:05.714		272	76	2:02.383	36.665	94	30.651	***274***	55.067	196	***274***
32	2:21.280	57.548	97	30.891	271	***52.841***	195	271	77	2:01.009	36.449	95	30.708	273	53.852	197	273
33	1:59.759	***35.818***	98	***30.392***	273	53.549	196	273	78	2:02.713	37.008	95	30.654	273	55.051	197	273
34	2:01.475	36.593	98	30.518	273	54.364	194	273	79	2:03.266	37.953	94	30.949	273	54.364	197	273
35	2:00.087	36.353	98	30.395	272	53.339	195	272	80	2:02.695	36.821	95	31.227	***274***	54.647	197	***274***
36	1:59.570	36.033	99	30.527	272	53.010	195	272	81	2:03.645	36.914	96	30.793	***274***	55.938	197	***274***
37	***1:59.196***	35.884	98	30.398	273	52.914	196	273	82	2:01.818	37.051	92	30.917	271	53.850	196	271
38	2:02.050	36.790	100	30.543	273	54.717	195	273	83	2:01.657	36.307	95	30.860	272	54.490	195	272
39	1:59.599	36.040	96	30.570	271	52.989	195	271	84	2:01.668	36.555	94	30.802	273	54.311	196	273
40	1:59.467	35.901	98	30.480	272	53.086	195	272	85	2:02.132	36.610	92	31.014	271	54.508	196	271
41	1:59.613	35.961	99	30.395	273	53.257	196	273	86	2:02.434	36.603	94	30.820	273	55.011	196	273
42	2:00.076	36.466	99	30.531	273	53.079	196	273	87	2:02.309	36.645	94	30.823	***274***	54.841	197	***274***
43	1:59.876	35.996	99	30.505	***274***	53.375	196	***274***	88	2:02.381	37.001	91	31.139	***274***	54.241	196	***274***
44	2:01.721	36.483	97	30.462	273	54.776	197	273									
45	2:00.232	36.204	97	30.453	272	53.575	196	272									

14 Frey, CHE/ Gardel, CHE/ Barth, CHE , **theoretical besttime: 1:59.752**

1	2:19.338	48.692	93	31.881	280	58.765	194	280	42	2:05.575	38.534	86	30.915	280	56.126	195	280
2	2:04.142	37.704	94	30.484	284	55.954	194	284	43	2:04.737	37.564	98	30.901	280	56.272	195	280
3	2:03.306	37.049	92	30.223	***286***	56.034	194	***286***	44	2:05.608	37.502	97	31.148	281	56.958	195	281
4	2:05.010	37.476	94	30.446	279	57.088	195	279	45	2:06.648	37.555	95	31.031	280	58.062	196	280
5	2:02.488	37.042	81	30.460	283	54.986	195	283	46	2:07.194	37.967	95	31.145	280	58.082	193	280
6	2:02.801	37.054	91	30.470	283	55.277	195	283	47	2:06.736	38.334	94	31.488	280	56.914	195	280
7	2:03.185	37.040	93	30.565	282	55.580	192	282	48	2:06.043	38.029	93	31.306	277	56.708	194	277
8	2:04.186	37.757	91	30.660	282	55.769	195	282	49	2:07.609	40.023	94	31.221	278	56.365	195	278
9	2:03.995	38.160	90	30.703	282	55.132	195	282	50	3:58.364	37.795	94	31.138	278	2:49.431		278
10	2:02.988	36.879	92	30.666	282	55.443	195	282	51	2:23.400	58.521	94	30.823	281	54.056	195	281
11	2:03.569	37.077	94	30.752	282	55.740	193	282	52	2:00.827	36.432	96	30.381	281	54.014	195	281
12	2:02.420	***35.801***	94	30.982	281	55.637	195	281	53	2:00.549	36.430	97	30.318	282	***53.801***	195	282
13	2:03.757	37.461	87	30.790	281	55.506	195	281	54	2:01.204	36.836	97	30.439	281	53.929	196	281
14	2:03.944	37.564	89	30.813	281	55.567	195	281	55	***2:00.377***	36.284	98	***30.150***	281	53.943	195	281
15	2:04.356	37.432	89	30.796	281	56.128	195	281	56	2:01.646	36.437	97	30.649	268	54.560	196	268
16	2:04.257	37.588	90	30.860	281	55.809	196	281	57	2:01.266	36.847	98	30.517	281	53.902	195	281
17	2:04.312	37.506	89	30.895	280	55.911	192	280	58	2:01.560	36.979	97	30.403	281	54.178	195	281
18	2:05.708	38.173	94	31.126	281	56.409	196	281	59	2:01.094	36.453	***99***	30.440	282	54.201	196	282
19	2:05.248	38.063	93	30.953	283	56.232	196	283	60	2:01.037	36.439	99	30.404	283	54.194	196	283
20	2:05.284	37.912	92	30.791	282	56.581	194	282	61	2:01.317	36.637	97	30.483	279	54.197	196	279
21	2:05.618	37.844	93	31.112	277	56.662	190	277	62	2:01.312	37.010	98	30.375	281	53.927	196	281
22	2:06.984	38.469	90	31.310	281	57.205	194	281	63	2:02.037	37.508	97	30.364	281	54.165	194	281
23	2:06.222	38.139	88	31.355	281	56.728	194	281	64	2:01.132	36.639	98	30.216	283	54.277	196	283
24	2:06.082	38.235	91	31.203	281	56.644	195	281	65	2:01.658	36.950	95	30.425	283	54.283	196	283
25	2:09.527	37.975	93	33.244	266	58.308	195	266	66	2:02.513	37.091	96	30.366	284	55.056	196	284
26	2:07.153	38.708	93	31.414	282	57.031	194	282	67	2:03.421	37.806	94	30.549	283	55.066	195	283
27	2:08.234	39.014	89	31.329	281	57.891	190	281	68	2:01.381	36.914	98	30.386	281	54.081	196	281
28	12:41.850	39.959	95	32.712	279	11:29.179		279	69	2:02.115	36.910	96	30.242	282	54.963	196	282
29	2:26.027	57.258	95	30.952	280	57.817	193	280	70	2:01.920	37.091	94	30.406	283	54.423	196	283
30	2:05.727	37.522	95	31.496	277	56.709	194	277	71	2:01.484	36.893	96	30.304	282	54.287	196	282
31	2:06.725	37.554	90	31.460	278	57.711	194	278	72	2:02.007	36.678	95	30.272	282	55.057	196	282
32	2:05.285	37.933	94	31.123	279	56.229	194	279	73	2:02.117	36.737	95	30.343	282	55.037	196	282
33	2:05.508	37.828	97	31.307	281	56.373	195	281	74	2:02.335	36.905	95	30.253	282	55.177	195	282
34	2:06.070	37.740	91	31.022	281	57.308	195	281	75	2:04.815	37.461	92	30.644	283	56.710	196	283
35	2:05.053	37.861	97	30.886	280	56.306	195	280	76	2:01.738	36.910	95	30.326	280	54.502	196	280
36	2:04.607	37.724	97	30.944	281	55.939	195	281	77	2:02.917	37.436	95	30.502	280	54.979	196	280
37	2:05.177	37.230	95	31.285	280	56.662	195	280	78	2:02.587	36.946	94	30.263	283	55.378	196	283
38	2:05.379	37.518	96	30.989	281	56.872	194	281	79	2:02.671	37.328	95	30.316	281	55.027	195	281

Blancpain Endurance Series

Lap analysis Race

Provisional

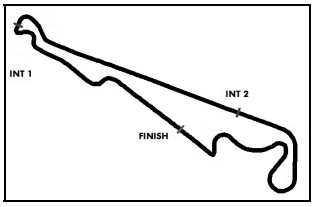

Circuit Paul Ricard Short, Length: 5791 m
Air temperature: 20.0°C
Track temperature: 21.2°C
Weather condition: Dry

Saturday 28.6.2014 19:15

Lap analysis: Race

Lap	Time	SE1	SP1	SE2	SP2	SE3	SP3	TSP	Lap	Time	SE1	SP1	SE2	SP2	SE3	SP3	TSP
39	2:05.910	38.236	93	31.283	280	56.391	191	280	80	2:03.232	37.188	94	30.353	282	55.691	196	282
40	2:04.499	37.587	94	30.937	282	55.975	195	282	81	2:04.936	37.980	93	30.835	281	56.121	185	281
41	2:05.509	38.337	97	31.027	281	56.145	***197***	281									

15 Ojjeh, SAU/ Grotz, / Vervisch, BEL , **theoretical besttime: 2:00.307**

1	2:19.938	49.360	95	31.788	278	58.790	191	278	45	2:03.539	37.120	94	31.037	273	55.382	192	273
2	2:04.818	37.858	93	31.183	276	55.777	192	276	46	2:03.445	37.267	95	31.009	274	55.169	192	274
3	2:05.036	37.870	87	31.092	276	56.074	192	276	47	2:04.089	37.126	95	31.217	274	55.746	189	274
4	2:04.219	37.561	92	30.986	276	55.672	192	276	48	2:03.850	37.533	95	31.167	272	55.150	192	272
5	2:04.105	37.882	91	30.934	277	55.289	193	277	49	2:18.165	51.833	94	30.937	273	55.395	192	273
6	2:03.577	36.990	97	30.683	278	55.904	192	278	50	2:03.840	37.333	99	31.281	276	55.226	193	276
7	2:03.929	37.480	95	31.016	278	55.433	193	278	51	2:03.980	37.770	95	31.098	275	55.112	193	275
8	2:03.782	37.488	94	30.853	276	55.441	193	276	52	2:05.416	38.295	95	31.522	273	55.599	193	273
9	2:03.753	37.511	94	30.720	280	55.522	193	280	53	2:04.441	37.820	97	30.911	273	55.710	193	273
10	2:03.728	37.496	91	30.757	***281***	55.475	193	***281***	54	2:04.065	37.632	97	31.018	273	55.415	194	273
11	2:02.840	36.768	92	31.005	275	55.067	193	275	55	3:12.382	37.229	96	31.127	273	2:04.026		273
12	2:03.522	37.288	95	31.048	274	55.186	195	274	56	2:22.014	56.306	101	30.993	272	54.715	192	272
13	2:03.156	37.195	98	30.897	274	55.064	194	274	57	2:01.587	36.614	101	30.881	273	54.092	192	273
14	2:03.181	37.129	98	31.097	274	54.955	193	274	58	2:01.333	36.573	101	30.860	273	53.900	192	273
15	2:03.432	37.317	92	30.947	276	55.168	194	276	59	2:01.212	36.530	101	30.791	273	53.891	193	273
16	2:02.749	37.027	94	30.899	276	54.823	194	276	60	2:02.497	36.464	100	30.667	276	55.366	192	276
17	2:02.883	36.764	95	30.925	275	55.194	193	275	61	2:00.974	36.316	***101***	30.861	273	53.797	193	273
18	2:03.755	37.278	91	31.081	273	55.396	195	273	62	***2:00.677***	***36.149***	99	30.863	273	***53.665***	193	273
19	2:03.370	37.030	97	30.958	274	55.382	194	274	63	2:00.898	36.359	100	30.659	274	53.880	192	274
20	2:03.055	37.091	98	30.926	274	55.038	194	274	64	2:01.172	36.534	100	30.690	275	53.948	193	275
21	2:03.508	37.094	100	30.903	275	55.511	194	275	65	2:01.783	36.642	100	30.782	274	54.359	193	274
22	2:03.686	37.510	92	30.973	274	55.203	195	274	66	2:01.543	36.670	101	30.787	275	54.086	193	275
23	2:03.015	36.920	95	30.996	275	55.099	195	275	67	2:02.119	36.558	98	30.718	278	54.843	194	278
24	2:02.775	36.865	98	30.901	275	55.009	195	275	68	2:03.354	36.547	99	31.111	274	55.696	193	274
25	2:02.610	36.894	95	30.863	274	54.853	195	274	69	2:05.650	38.716	91	31.612	276	55.322	193	276
26	2:02.947	36.914	97	30.910	276	55.123	***195***	276	70	2:02.524	36.828	98	30.675	277	55.021	193	277
27	2:03.370	36.951	96	30.777	276	55.642	195	276	71	2:02.467	36.494	99	30.658	277	55.315	192	277
28	2:03.935	37.526	97	30.945	276	55.464	195	276	72	2:01.988	36.508	99	30.525	278	54.955	193	278
29	3:23.989	37.587	100	31.103	276	2:15.299		276	73	2:01.374	36.502	99	30.591	277	54.281	193	277
30	2:25.231	57.396	95	31.624	271	56.211	190	271	74	2:01.940	36.537	***101***	***30.493***	278	54.910	194	278
31	2:05.326	37.609	95	31.512	260	56.205	191	260	75	2:02.752	36.879	100	30.689	280	55.184	194	280
32	2:06.028	38.336	94	31.522	274	56.170	191	274	76	2:04.040	37.693	98	30.741	275	55.606	194	275
33	2:05.363	37.485	94	31.359	273	56.519	190	273	77	2:01.766	36.679	99	30.812	273	54.275	194	273
34	2:06.237	39.031	98	31.278	276	55.928	191	276	78	2:01.862	36.714	99	30.695	274	54.453	193	274
35	2:06.366	38.663	95	31.732	276	55.971	191	276	79	2:01.993	36.642	99	30.684	274	54.667	193	274
36	2:04.719	37.733	96	31.017	275	55.969	193	275	80	2:01.181	36.368	101	30.640	275	54.173	194	275
37	2:07.022	38.654	94	31.172	275	57.196	191	275	81	2:01.454	36.585	100	30.657	274	54.212	194	274
38	2:07.686	38.255	96	32.424	260	57.007	191	260	82	2:01.916	36.579	100	30.690	276	54.647	194	276
39	2:04.200	37.556	98	31.056	273	55.588	191	273	83	2:01.671	36.541	100	30.639	275	54.491	194	275
40	2:05.044	37.211	99	31.168	273	56.665	191	273	84	2:01.917	36.697	100	30.642	276	54.578	195	276
41	2:04.107	37.449	96	31.087	272	55.571	193	272	85	2:01.718	36.606	99	30.634	276	54.478	194	276
42	2:06.285	38.764	85	31.077	273	56.444	190	273	86	2:02.221	36.538	99	30.515	278	55.168	195	278
43	2:04.039	37.579	94	31.215	274	55.245	192	274									
44	2:03.995	37.273	98	31.326	273	55.396	191	273									

16 Sarkissian, LIB/ Demirdjan, LIB/ van der Drift, NZL , **theoretical besttime: 1:59.941**

1	2:17.821	48.358	88	32.259	278	57.204	194	278	44	2:06.334	38.132	89	31.667	276	56.535	196	276
2	2:04.433	37.490	99	30.876	278	56.067	194	278	45	2:07.117	38.726	93	31.548	273	56.843	195	273
3	2:03.300	37.035	89	30.905	278	55.360	195	278	46	2:05.971	38.181	97	31.605	275	56.185	196	275
4	2:03.850	37.294	92	31.018	276	55.538	194	276	47	2:07.978	39.783	91	31.801	275	56.394	196	275
5	2:04.271	38.254	91	30.958	276	55.059	195	276	48	2:06.741	37.933	93	31.460	276	57.348	195	276
6	2:04.025	37.245	87	31.078	276	55.702	195	276	49	2:04.829	37.073	86	31.722	276	56.034	194	276
7	2:04.117	37.840	96	31.246	***279***	55.031	195	***279***	50	2:06.107	38.624	97	31.493	276	55.990	196	276
8	2:02.854	37.096	97	30.656	***279***	55.102	197	***279***	51	2:04.710	37.558	95	31.529	276	55.623	196	276
9	2:02.147	36.145	100	30.933	276	55.069	195	276	52	2:07.880	40.699	92	31.477	276	55.704	197	276

Blancpain Endurance Series

Lap analysis Race

Provisional

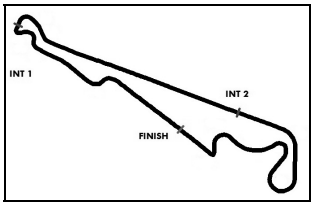

Circuit Paul Ricard Short, Length: 5791 m
Air temperature: 20.0°C
Track temperature: 21.2°C
Weather condition: Dry

Saturday 28.6.2014 19:15

Lap analysis: Race

Lap	Time	SE1	SP1	SE2	SP2	SE3	SP3	TSP	Lap	Time	SE1	SP1	SE2	SP2	SE3	SP3	TSP
10	2:02.638	36.363	93	31.117	276	55.158	196	276	53	2:06.577	37.799	94	31.522	276	57.256	197	276
11	2:03.409	37.195	89	31.006	277	55.208	195	277	54	3:17.748	38.619	78	32.124	276	2:07.005		276
12	2:02.705	36.798	97	30.955	275	54.952	197	275	55	2:22.520	56.267	100	31.226	271	55.027	195	271
13	2:03.303	37.045	93	30.966	274	55.292	196	274	56	2:02.344	36.707	***100***	30.847	272	54.790	195	272
14	2:02.647	36.878	95	30.950	274	54.819	197	274	57	***2:01.204***	***35.368***	97	30.934	273	54.902	195	273
15	2:03.082	37.004	96	31.205	274	54.873	196	274	58	2:02.162	36.612	98	30.782	273	54.768	196	273
16	2:03.114	36.972	91	30.961	275	55.181	197	275	59	2:02.124	37.141	99	30.734	274	54.249	196	274
17	2:02.865	36.783	94	30.853	274	55.229	196	274	60	2:01.656	36.613	100	30.742	276	54.301	196	276
18	2:03.124	37.062	92	30.965	274	55.097	197	274	61	2:01.829	36.769	100	30.627	***279***	54.433	196	***279***
19	2:03.187	37.164	91	30.976	275	55.047	197	275	62	2:02.023	36.607	99	30.631	***279***	54.785	196	***279***
20	2:03.039	37.109	99	30.751	275	55.179	196	275	63	2:01.549	36.561	99	***30.557***	277	54.431	195	277
21	2:02.904	37.108	100	30.787	276	55.009	197	276	64	2:03.342	37.540	98	31.041	273	54.761	197	273
22	2:03.170	37.061	94	30.882	276	55.227	197	276	65	2:03.392	36.820	100	30.888	278	55.684	194	278
23	2:03.296	37.207	96	30.866	275	55.223	197	275	66	2:03.153	37.788	98	30.819	277	54.546	194	277
24	2:02.825	36.847	97	30.738	276	55.240	197	276	67	2:01.823	36.495	99	30.742	274	54.586	195	274
25	2:02.889	37.068	95	30.742	276	55.079	197	276	68	2:02.793	37.349	97	30.794	273	54.650	195	273
26	2:02.839	36.934	96	31.055	276	54.850	196	276	69	2:01.989	36.698	97	30.852	274	54.439	197	274
27	2:02.547	36.756	96	30.829	276	54.962	196	276	70	2:01.808	36.668	97	30.828	274	54.312	196	274
28	2:02.594	36.826	96	30.841	275	54.927	196	275	71	2:01.573	36.843	100	30.700	275	54.030	197	275
29	2:02.934	36.899	97	30.823	276	55.212	196	276	72	2:01.370	36.544	98	30.810	274	***54.016***	197	274
30	2:03.460	37.409	94	30.871	275	55.180	***198***	275	73	2:02.014	36.617	97	30.775	275	54.622	196	275
31	5:36.183	36.884	98	30.797	275	4:28.502		275	74	2:03.513	37.552	85	31.287	274	54.674	197	274
32	2:27.838	58.480	94	32.209	269	57.149	194	269	75	2:01.918	36.787	96	30.749	274	54.382	197	274
33	2:05.882	37.794	95	31.804	271	56.284	195	271	76	2:03.673	36.591	97	30.763	276	56.319	197	276
34	2:07.835	38.477	96	32.022	272	57.336	189	272	77	2:02.289	36.579	98	30.684	278	55.026	***198***	278
35	2:07.105	38.735	96	32.109	269	56.261	195	269	78	2:01.914	36.803	95	30.721	278	54.390	198	278
36	2:11.553	38.686	82	31.977	272	1:00.890	194	272	79	2:02.475	36.764	98	30.736	278	54.975	198	278
37	2:07.331	38.853	95	31.545	278	56.933	195	278	80	2:02.070	36.674	97	30.758	277	54.638	196	277
38	2:06.127	38.059	96	31.559	274	56.509	194	274	81	2:02.310	36.834	99	30.618	276	54.858	197	276
39	2:59.407	37.892	93	31.790	273	1:49.725		273	82	2:02.493	36.839	98	30.604	278	55.050	196	278
40	2:29.017	58.585	80	32.720	267	57.712	195	267	83	2:02.487	36.648	95	30.682	278	55.157	198	278
41	2:07.176	38.643	93	31.870	265	56.663	195	265	84	2:03.071	37.028	93	30.735	276	55.308	198	276
42	2:09.601	39.853	94	32.017	262	57.731	196	262									
43	2:05.907	37.875	99	31.687	274	56.345	195	274									

17 Andersen, DNK/ Jensen, DNK , ,

theoretical besttime: 1:59.801

1	2:12.611	45.681	94	31.847	276	55.083	196	276	45	2:01.165	36.380	96	30.530	279	54.255	196	279
2	2:02.429	36.938	98	30.843	279	54.648	195	279	46	2:01.042	36.287	99	30.480	281	54.275	***198***	281
3	2:01.997	36.757	100	30.697	278	54.543	195	278	47	2:01.320	36.544	***101***	30.432	280	54.344	196	280
4	2:02.193	36.692	98	30.892	276	54.609	195	276	48	2:02.593	36.537	98	30.440	281	55.616	196	281
5	2:02.395	36.990	99	30.972	277	54.433	196	277	49	2:00.999	36.452	97	30.458	281	54.089	197	281
6	2:02.309	37.028	95	30.917	277	54.364	195	277	50	2:01.353	36.717	92	30.555	278	54.081	197	278
7	2:02.605	36.951	98	30.893	276	54.761	195	276	51	2:00.295	36.097	96	30.571	278	53.627	197	278
8	2:02.997	37.217	99	30.839	276	54.941	195	276	52	2:00.595	36.326	94	30.582	278	53.687	196	278
9	2:03.028	37.360	92	30.937	276	54.731	195	276	53	2:01.106	36.133	96	30.584	278	54.389	197	278
10	2:02.432	37.148	94	30.909	276	54.375	196	276	54	2:01.521	36.834	95	30.549	278	54.138	197	278
11	2:02.197	36.830	97	30.794	276	54.573	196	276	55	2:01.330	36.485	97	30.480	280	54.365	197	280
12	2:03.934	37.206	98	30.847	276	55.881	196	276	56	2:02.758	37.559	94	30.424	280	54.775	196	280
13	2:02.873	37.182	100	30.852	276	54.839	196	276	57	2:00.813	36.359	95	30.545	278	53.909	197	278
14	2:02.768	37.087	98	30.914	276	54.767	195	276	58	2:01.616	36.216	97	30.601	278	54.799	196	278
15	2:02.625	36.823	97	30.939	276	54.863	196	276	59	2:01.081	36.310	95	30.614	278	54.157	197	278
16	2:02.011	36.757	100	30.710	278	54.544	196	278	60	2:11.930	36.514	94	30.760	278	1:04.656		278
17	2:03.993	36.904	96	30.949	278	56.140	196	278	61	3:53.577	2:20.771	97	31.124	275	1:01.682	194	275
18	2:02.554	36.939	98	30.867	277	54.748	197	277	62	2:03.166	37.073	99	30.828	276	55.265	193	276
19	2:02.627	36.978	98	30.844	279	54.805	196	279	63	2:03.631	37.695	98	30.916	280	55.020	195	280
20	2:02.128	36.865	95	30.732	279	54.531	196	279	64	2:03.150	37.076	99	30.605	278	55.469	194	278
21	2:02.023	36.904	99	30.710	278	54.409	196	278	65	2:03.681	37.381	96	30.795	279	55.505	195	279
22	2:03.534	37.142	97	30.786	278	55.606	196	278	66	2:03.059	37.434	99	30.629	280	54.996	195	280
23	2:03.852	37.656	97	31.255	278	54.941	196	278	67	2:03.750	37.439	97	30.830	274	55.481	196	274
24	2:03.166	37.053	96	30.870	278	55.243	196	278	68	2:03.596	37.612	97	30.863	278	55.121	195	278

Blancpain Endurance Series

Lap analysis Race

Provisional

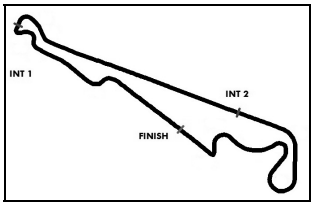

Circuit Paul Ricard Short, Length: 5791 m
Air temperature: 20.0°C
Track temperature: 21.2°C
Weather condition: Dry

Saturday 28.6.2014 19:15

Lap analysis: Race

Lap	Time	SE1	SP1	SE2	SP2	SE3	SP3	TSP	Lap	Time	SE1	SP1	SE2	SP2	SE3	SP3	TSP
25	2:02.906	37.323	98	30.916	278	54.667	197	278	69	2:03.218	37.224	98	30.895	277	55.099	195	277
26	2:02.766	36.922	97	30.854	277	54.990	197	277	70	2:03.947	37.307	97	31.254	276	55.386	195	276
27	2:13.771	37.149	98	30.778	277	1:05.844		277	71	2:03.316	37.337	96	30.884	278	55.095	196	278
28	3:29.662	2:04.433	97	30.876	277	54.353	196	277	72	2:04.586	37.685	81	31.377	278	55.524	195	278
29	2:00.168	***36.037***	97	30.661	277	53.470	196	277	73	2:04.882	37.672	97	30.992	281	56.218	196	281
30	2:01.577	36.918	95	30.768	277	53.891	196	277	74	2:04.312	37.413	99	30.773	278	56.126	194	278
31	2:00.755	36.118	97	30.580	278	54.057	195	278	75	2:05.089	38.336	96	30.927	279	55.826	196	279
32	2:00.584	36.100	96	30.697	276	53.787	195	276	76	2:02.937	37.160	97	30.994	279	54.783	197	279
33	2:00.634	36.372	98	30.612	276	53.650	195	276	77	2:03.045	37.104	98	30.753	278	55.188	196	278
34	2:01.006	36.636	98	30.657	278	53.713	195	278	78	2:02.997	37.128	97	31.042	276	54.827	196	276
35	2:00.738	36.213	96	30.659	277	53.866	195	277	79	2:02.839	37.225	94	30.776	278	54.838	197	278
36	2:00.872	36.336	97	30.709	277	53.827	196	277	80	2:04.173	37.120	95	30.741	278	56.312	195	278
37	2:00.745	36.251	98	30.598	279	53.896	196	279	81	2:05.713	38.228	95	30.872	***281***	56.613	197	***281***
38	2:00.672	36.244	99	30.489	281	53.939	197	281	82	2:03.534	37.058	95	30.850	280	55.626	197	280
39	2:00.936	36.291	100	30.481	280	54.164	197	280	83	2:03.042	37.219	99	30.820	278	55.003	197	278
40	2:00.579	36.229	98	30.571	278	53.779	197	278	84	2:03.839	37.284	95	30.748	276	55.807	197	276
41	2:01.146	36.103	100	30.422	***281***	54.621	196	***281***	85	2:03.308	36.984	95	30.725	280	55.599	196	280
42	2:00.463	36.163	96	30.671	278	53.629	196	278	86	2:05.352	38.749	87	31.369	281	55.234	196	281
43	2:00.917	36.078	99	30.534	280	54.305	196	280	87	2:03.718	37.303	95	30.823	280	55.592	198	280
44	***1:59.868***	36.104	99	***30.379***	***281***	***53.385***	196	***281***									

18 Loboda, RUS/ Loboda, RUS/ Lunkin, RUS , **theoretical besttime: 2:02.369**

1	2:20.488	50.677	97	31.139	***282***	58.672	192	***282***	17	2:03.727	37.128	95	31.138	274	55.461	192	274
2	2:05.577	38.209	93	30.952	276	56.416	193	276	18	2:03.286	37.007	95	31.076	271	55.203	193	271
3	2:04.819	37.969	94	31.254	273	55.596	193	273	19	2:04.703	38.723	91	31.298	272	***54.682***	193	272
4	2:03.722	37.250	91	31.400	272	55.072	192	272	20	2:03.895	***36.753***	94	31.060	276	56.082	192	276
5	2:04.750	37.361	92	31.243	275	56.146	192	275	21	2:04.916	37.619	93	31.012	277	56.285	191	277
6	2:03.385	37.256	94	31.122	272	55.007	192	272	22	2:03.607	37.059	92	31.096	271	55.452	192	271
7	2:03.501	37.095	95	31.233	273	55.173	192	273	23	***2:02.973***	36.825	94	31.185	272	54.963	192	272
8	2:03.589	37.169	***98***	31.303	273	55.117	192	273	24	2:03.560	36.957	96	31.184	271	55.419	193	271
9	2:04.085	37.527	90	31.219	274	55.339	192	274	25	2:04.243	37.309	93	31.168	271	55.766	194	271
10	2:03.757	37.149	94	31.173	273	55.435	192	273	26	2:03.901	37.428	94	31.203	271	55.270	193	271
11	2:04.744	38.056	95	31.106	276	55.582	192	276	27	2:03.845	37.236	93	31.176	271	55.433	192	271
12	2:03.999	37.369	94	***30.934***	276	55.696	192	276	28	2:03.970	37.470	88	31.199	271	55.301	193	271
13	2:03.403	37.143	95	31.005	273	55.255	192	273	29	2:03.005	36.999	96	30.953	273	55.053	193	273
14	2:03.163	37.011	95	31.081	275	55.071	191	275	30	2:03.347	37.293	91	31.086	272	54.968	***194***	272
15	2:03.025	37.078	93	31.207	270	54.740	193	270	31	2:04.966	37.345	95	31.123	271	56.498	194	271
16	2:03.175	37.135	95	31.102	274	54.938	193	274	32	2:16.289	38.340	83	31.526	272	1:06.423		272

19 Haupt, DEU/ Al Faisal, SAU/ Simonsen, SWE , **theoretical besttime: 2:00.016**

1	2:11.106	44.777	92	30.919	278	55.410	***196***	278	46	2:02.072	36.458	96	30.619	276	54.995	195	276
2	2:01.653	36.851	93	30.609	276	54.193	196	276	47	2:01.525	36.364	95	30.722	274	54.439	194	274
3	2:01.647	36.366	93	30.502	277	54.779	194	277	48	2:01.269	36.360	96	30.737	274	54.172	196	274
4	2:02.248	37.389	94	30.640	276	54.219	195	276	49	2:01.529	36.434	95	30.753	276	54.342	195	276
5	2:01.247	36.431	98	30.596	276	54.220	195	276	50	2:02.037	36.425	94	30.621	278	54.991	196	278
6	2:01.602	37.036	91	30.671	276	53.895	195	276	51	2:02.235	36.603	95	30.599	278	55.033	195	278
7	2:00.975	36.502	90	30.701	276	53.772	196	276	52	2:01.671	36.418	94	30.531	279	54.722	196	279
8	2:01.659	36.730	95	30.634	275	54.295	195	275	53	2:04.964	37.008	92	30.680	276	57.276	195	276
9	2:00.962	36.587	95	30.595	274	53.780	195	274	54	2:01.463	36.426	95	30.666	277	54.371	196	277
10	2:01.252	36.570	94	30.773	274	53.909	196	274	55	2:10.712	36.264	94	30.611	278	1:03.837		278
11	2:01.074	36.374	95	30.631	273	54.069	196	273	56	3:28.663	2:04.204	99	30.666	273	53.793	195	273
12	2:01.185	36.528	92	30.656	274	54.001	195	274	57	2:01.307	36.872	90	30.740	274	53.695	195	274
13	2:01.552	36.871	94	30.750	274	53.931	196	274	58	2:00.433	36.226	98	30.592	276	***53.615***	196	276
14	2:01.418	36.535	96	30.812	273	54.071	195	273	59	2:01.466	36.281	97	30.487	***281***	54.698	195	***281***
15	2:01.719	36.713	92	30.728	274	54.278	195	274	60	2:02.105	37.067	96	30.479	279	54.559	193	279
16	2:01.689	36.551	93	30.705	274	54.433	195	274	61	2:01.664	36.630	96	30.563	279	54.471	195	279
17	2:02.054	36.755	95	30.817	274	54.482	195	274	62	2:01.709	37.314	97	30.566	276	53.829	196	276
18	2:02.196	37.145	92	30.883	273	54.168	195	273	63	2:00.618	36.243	97	30.466	277	53.909	195	277
19	2:02.034	36.881	98	30.742	274	54.411	195	274	64	2:01.542	36.349	99	30.600	277	54.593	196	277
20	2:02.060	36.835	90	30.821	274	54.404	195	274	65	2:01.600	36.234	101	30.447	277	54.919	196	277

Blancpain Endurance Series

Lap analysis Race

Provisional

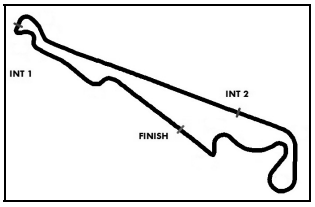

Circuit Paul Ricard Short, Length: 5791 m
Air temperature: 20.0°C
Track temperature: 21.2°C
Weather condition: Dry

Saturday 28.6.2014 19:15

Lap analysis: Race

Lap	Time	SE1	SP1	SE2	SP2	SE3	SP3	TSP	Lap	Time	SE1	SP1	SE2	SP2	SE3	SP3	TSP
21	2:02.644	36.932	96	30.943	274	54.769	196	274	66	2:00.874	36.403	97	30.547	275	53.924	195	275
22	2:03.141	36.857	92	30.779	275	55.505	196	275	67	2:00.759	36.236	97	30.488	276	54.035	195	276
23	2:12.892	37.006	87	30.999	275	1:04.887		275	68	2:00.413	36.052	97	30.617	275	53.744	195	275
24	3:28.829	2:04.177	97	30.985	275	53.667	194	275	69	2:00.680	36.206	99	30.510	276	53.964	194	276
25	2:01.071	36.366	98	30.803	273	53.902	194	273	70	2:00.834	36.172	97	30.467	277	54.195	195	277
26	2:00.875	36.270	97	30.762	273	53.843	193	273	71	2:01.753	36.549	97	***30.425***	278	54.779	195	278
27	2:00.541	36.031	97	30.606	275	53.904	194	275	72	2:02.520	37.177	98	30.658	275	54.685	194	275
28	2:00.919	36.074	97	30.436	279	54.409	195	279	73	2:00.791	36.306	97	30.483	276	54.002	195	276
29	2:00.397	35.984	97	30.619	276	53.794	195	276	74	2:00.663	36.454	98	30.516	276	53.693	195	276
30	2:00.572	36.103	98	30.583	276	53.886	195	276	75	2:00.866	36.276	97	30.561	274	54.029	193	274
31	2:00.257	36.050	97	30.517	276	53.690	195	276	76	2:01.839	36.549	98	30.663	275	54.627	194	275
32	***2:00.212***	36.041	97	30.541	277	53.630	195	277	77	2:01.861	36.687	97	30.570	276	54.604	194	276
33	2:00.595	36.154	***101***	30.735	276	53.706	194	276	78	2:01.916	36.595	97	30.644	275	54.677	196	275
34	2:01.607	36.719	90	31.166	276	53.722	196	276	79	2:02.651	37.462	93	30.794	273	54.395	196	273
35	2:00.941	36.238	97	30.613	278	54.090	194	278	80	2:01.406	36.556	97	30.611	273	54.239	195	273
36	2:01.558	36.572	97	30.644	279	54.342	196	279	81	2:01.366	36.519	97	30.560	274	54.287	195	274
37	2:02.234	36.873	97	30.595	277	54.766	195	277	82	2:02.371	36.655	96	30.667	273	55.049	195	273
38	2:01.730	36.858	96	30.795	276	54.077	196	276	83	2:01.758	36.536	97	30.650	273	54.572	196	273
39	2:00.721	***35.976***	98	30.627	276	54.118	195	276	84	2:03.180	37.698	92	30.841	273	54.641	194	273
40	2:01.097	36.211	95	30.653	276	54.233	195	276	85	2:01.421	36.507	95	30.649	273	54.265	196	273
41	2:01.906	36.347	98	30.550	280	55.009	195	280	86	2:01.135	36.298	95	30.630	275	54.207	195	275
42	2:01.066	36.251	98	30.680	276	54.135	195	276	87	2:01.321	36.474	93	30.470	276	54.377	196	276
43	2:02.236	37.074	92	30.805	274	54.357	196	274	88	2:01.380	36.397	94	30.604	275	54.379	195	275
44	2:01.432	36.373	96	30.815	273	54.244	194	273									
45	2:01.629	36.649	95	30.659	274	54.321	195	274									

22 Jones, GBR/ Loggie, GBR/ Westwood, GBR , **theoretical besttime: 2:01.659**

1	2:23.805	52.312	89	32.414	273	59.079	195	273	41	2:05.134	37.725	87	31.157	272	56.252	195	272
2	2:05.104	38.491	93	31.000	272	55.613	193	272	42	2:05.900	37.512	91	31.413	270	56.975	193	270
3	2:04.474	37.642	96	31.358	272	55.474	193	272	43	2:09.600	38.974	87	31.268	271	59.358	194	271
4	2:04.066	37.399	97	31.296	271	55.371	193	271	44	2:06.575	38.551	93	31.514	272	56.510	194	272
5	2:03.426	36.990	95	31.119	271	55.317	194	271	45	2:06.355	38.714	92	31.247	271	56.394	194	271
6	2:03.679	37.350	96	31.126	272	55.203	194	272	46	2:05.792	38.521	86	31.314	269	55.957	193	269
7	2:05.066	37.342	87	31.369	271	56.355	195	271	47	2:06.090	37.622	82	32.643	271	55.825	193	271
8	2:03.371	36.993	96	30.978	272	55.400	192	272	48	2:05.649	37.631	93	31.127	269	56.891	194	269
9	2:02.617	36.850	97	31.024	271	54.743	194	271	49	2:04.777	37.766	95	31.056	273	55.955	191	273
10	2:03.531	37.186	97	31.228	270	55.117	194	270	50	2:07.126	37.559	86	31.088	272	58.479	188	272
11	2:03.577	37.104	98	30.983	274	55.490	193	274	51	2:05.983	38.689	95	31.122	270	56.172	196	270
12	2:04.138	37.538	96	30.916	274	55.684	194	274	52	2:04.378	37.375	91	31.181	271	55.822	194	271
13	2:03.251	37.101	97	30.965	276	55.185	194	276	53	2:04.745	37.625	92	31.384	271	55.736	193	271
14	2:03.607	37.182	96	30.702	***279***	55.723	193	***279***	54	2:04.211	37.446	93	30.998	273	55.767	***197***	273
15	2:03.047	36.882	95	30.869	272	55.296	194	272	55	2:21.360	37.576	92	30.982	272	1:12.802		272
16	2:03.230	37.158	95	31.013	273	55.059	194	273	56	3:55.489	2:26.731	84	32.172	268	56.586	194	268
17	2:04.292	37.166	93	30.960	273	56.166	194	273	57	2:03.631	37.312	95	30.988	276	55.331	192	276
18	2:02.639	36.834	97	30.940	272	54.865	194	272	58	2:03.281	36.525	99	31.004	273	55.752	196	273
19	2:03.034	37.046	97	31.159	273	54.829	192	273	59	2:04.028	37.529	92	31.245	263	55.254	193	263
20	2:04.063	37.150	95	31.336	276	55.577	192	276	60	2:04.018	37.965	93	31.061	273	54.992	194	273
21	2:03.115	36.847	97	30.921	272	55.347	193	272	61	2:02.429	36.576	97	31.169	273	54.684	195	273
22	2:02.197	36.805	96	30.819	271	54.573	194	271	62	2:02.719	36.555	99	30.942	272	55.222	194	272
23	2:02.824	37.017	95	30.884	273	54.923	195	273	63	***2:01.909***	***36.490***	98	30.866	273	54.553	193	273
24	2:03.148	37.134	97	30.849	272	55.165	195	272	64	2:03.480	36.542	***100***	30.864	273	56.074	194	273
25	2:03.800	37.660	93	31.053	272	55.087	192	272	65	2:02.734	36.825	98	31.037	272	54.872	192	272
26	2:03.291	37.121	95	31.030	272	55.140	194	272	66	2:03.217	37.157	93	31.186	269	54.874	193	269
27	2:02.998	37.105	94	30.960	273	54.933	193	273	67	2:02.838	36.743	98	31.104	270	54.991	196	270
28	2:03.049	37.282	95	30.848	273	54.919	196	273	68	2:03.060	36.904	98	31.143	270	55.013	196	270
29	2:03.703	37.244	96	30.909	273	55.550	196	273	69	2:02.834	36.774	98	30.925	271	55.135	192	271
30	2:15.750	37.461	96	***30.696***	276	1:07.593		276	70	2:05.547	38.345	97	31.220	273	55.982	196	273
31	3:53.646	2:24.766	90	31.757	267	57.123	195	267	71	2:03.114	37.121	97	30.996	273	54.997	195	273
32	2:06.823	38.014	90	31.757	270	57.052	192	270	72	2:02.468	37.100	98	30.895	274	***54.473***	194	274
33	2:08.693	38.708	92	31.780	267	58.205	190	267	73	2:02.544	36.733	98	30.940	273	54.871	195	273

Blancpain Endurance Series

Lap analysis Race

Provisional

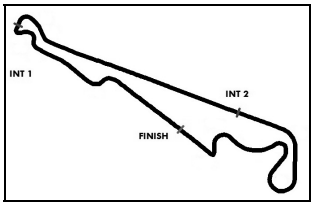

Circuit Paul Ricard Short, Length: 5791 m
Air temperature: 20.0°C
Track temperature: 21.2°C
Weather condition: Dry

Saturday 28.6.2014 19:15

Lap analysis: Race

Lap	Time	SE1	SP1	SE2	SP2	SE3	SP3	TSP	Lap	Time	SE1	SP1	SE2	SP2	SE3	SP3	TSP
34	2:06.762	39.244	96	31.748	269	55.770	195	269	74	2:02.414	36.646	97	30.831	274	54.937	191	274
35	2:06.625	38.667	96	31.363	271	56.595	195	271	75	2:35.890	37.330	94	31.104	273	1:27.456		273
36	2:04.795	37.619	90	30.984	273	56.192	192	273	76	15:52.872	14:24.359	94	31.835	269	56.678	193	269
37	2:04.544	37.533	94	31.092	274	55.919	191	274	77	2:07.718	38.356	93	31.767	269	57.595	195	269
38	2:06.485	38.085	92	30.876	273	57.524	192	273	78	2:08.436	37.929	89	32.423	273	58.084	157	273
39	2:06.016	37.624	97	30.747	275	57.645	186	275									
40	2:05.906	38.100	92	31.052	271	56.754	191	271									

25 Lagniez, FRA/ Gosselin, FRA/ Sourd, FRA , **theoretical besttime: 2:03.569**

1	2:26.132	53.414	92	32.773	267	59.945	191	267	43	2:06.527	37.798	91	32.019	268	56.710	191	268
2	2:08.412	38.402	100	32.854	271	57.156	191	271	44	2:08.772	38.190	92	32.330	267	58.252	191	267
3	2:05.266	37.733	94	31.446	274	56.087	192	274	45	2:06.640	38.175	91	31.964	269	56.501	191	269
4	2:04.790	37.241	100	31.266	276	56.283	192	276	46	2:07.184	38.090	92	32.035	268	57.059	190	268
5	2:05.455	37.409	99	31.429	273	56.617	193	273	47	2:07.441	38.560	93	32.162	267	56.719	191	267
6	2:05.248	37.716	100	31.410	273	56.122	193	273	48	2:08.435	38.004	93	32.052	269	58.379	191	269
7	2:07.510	38.584	98	31.570	275	57.356	191	275	49	2:06.169	37.784	92	31.947	270	56.438	190	270
8	2:06.108	37.755	97	31.537	276	56.816	188	276	50	2:06.846	37.588	90	31.986	269	57.272	192	269
9	2:06.183	38.268	99	31.541	271	56.374	192	271	51	2:08.900	38.488	93	33.133	268	57.279	193	268
10	***2:03.706***	***37.173***	99	31.348	271	***55.185***	193	271	52	2:06.168	38.115	93	31.673	271	56.380	193	271
11	2:04.576	37.228	98	***31.211***	273	56.137	193	273	53	2:08.705	38.408	93	33.270	268	57.027	191	268
12	2:06.568	37.841	100	32.093	271	56.634	193	271	54	2:11.678	40.102	70	32.748	269	58.828	191	269
13	2:05.654	37.822	98	31.494	271	56.338	193	271	55	3:37.092	38.790	88	32.483	269	2:25.819		269
14	2:06.095	37.661	98	32.483	272	55.951	193	272	56	2:31.108	59.695	89	32.633	269	58.780	189	269
15	2:05.176	37.459	97	31.580	273	56.137	191	273	57	2:09.255	38.664	89	32.063	268	58.528	190	268
16	2:06.080	37.810	99	31.551	273	56.719	190	273	58	2:09.543	38.686	93	33.453	270	57.404	191	270
17	2:07.456	37.912	100	31.669	271	57.875	181	271	59	2:06.074	37.806	91	31.829	272	56.439	191	272
18	2:05.959	38.251	96	31.555	***277***	56.153	194	***277***	60	2:06.837	38.101	89	31.977	270	56.759	192	270
19	2:06.508	38.949	82	31.507	274	56.052	***194***	274	61	2:08.932	38.936	92	32.069	269	57.927	189	269
20	2:05.547	37.755	100	31.537	274	56.255	192	274	62	2:07.695	38.630	91	32.117	270	56.948	190	270
21	2:06.144	38.267	95	31.475	271	56.402	193	271	63	2:08.307	39.486	87	31.968	270	56.853	191	270
22	2:06.397	38.178	***101***	31.499	275	56.720	192	275	64	2:07.866	38.403	83	32.006	268	57.457	192	268
23	2:05.828	38.249	97	31.626	271	55.953	192	271	65	2:07.427	38.572	90	32.007	267	56.848	190	267
24	2:06.847	39.390	95	31.414	273	56.043	193	273	66	2:06.826	37.858	92	31.837	267	57.131	192	267
25	2:06.652	38.178	92	31.828	269	56.646	191	269	67	2:07.708	38.450	92	31.693	269	57.565	191	269
26	2:06.353	38.512	97	31.631	270	56.210	193	270	68	2:07.870	37.903	93	31.707	270	58.260	192	270
27	3:23.645	38.307	92	31.425	272	2:13.913		272	69	2:08.956	38.154	91	32.085	270	58.717	190	270
28	2:30.305	59.081	94	32.907	268	58.317	186	268	70	2:08.685	38.378	93	31.920	269	58.387	192	269
29	2:11.866	38.513	92	32.307	267	1:01.046	189	267	71	2:09.610	38.767	93	32.339	270	58.504	190	270
30	2:07.770	38.483	91	32.622	269	56.665	189	269	72	2:10.507	38.599	86	32.162	267	59.746	192	267
31	2:07.139	37.951	92	32.031	269	57.157	189	269	73	2:08.570	38.791	92	32.297	269	57.482	191	269
32	2:05.763	37.890	91	31.761	269	56.112	189	269	74	2:08.926	38.850	82	32.586	269	57.490	192	269
33	2:09.140	38.244	91	32.125	269	58.771	192	269	75	2:08.725	39.389	85	32.307	269	57.029	192	269
34	2:07.754	38.608	85	32.541	269	56.605	190	269	76	2:08.319	38.689	90	32.384	268	57.246	192	268
35	2:06.030	37.982	92	31.736	270	56.312	192	270	77	2:09.515	38.928	79	32.173	267	58.414	186	267
36	2:08.318	37.472	93	31.744	269	59.102	188	269	78	2:09.857	39.905	95	31.965	270	57.987	193	270
37	2:08.463	38.975	95	32.376	267	57.112	190	267	79	2:08.077	38.015	94	32.310	269	57.752	192	269
38	2:06.733	38.114	90	31.758	269	56.861	190	269	80	2:09.413	39.460	92	32.233	269	57.720	192	269
39	2:09.863	39.147	87	31.985	269	58.731	189	269	81	2:10.461	39.327	87	32.340	269	58.794	194	269
40	2:07.607	38.715	96	32.292	269	56.600	191	269	82	2:12.522	39.721	83	32.529	267	1:00.272	193	267
41	2:06.366	37.770	91	31.854	269	56.742	191	269	83	2:10.324	39.076	90	32.723	269	58.525	191	269
42	2:08.598	38.205	91	32.407	268	57.986	190	268									

26 Sandstroem, SWE/ Ortelli, MCO/ Guilvert, FRA , **theoretical besttime: 1:59.677**

1	2:07.781	42.776	94	30.912	273	54.093	194	273	46	2:01.949	36.886	101	30.662	274	54.401	195	274
2	2:00.759	36.237	98	30.789	266	53.733	194	266	47	2:01.532	36.751	97	30.610	275	54.171	196	275
3	2:00.942	36.072	99	30.919	269	53.951	194	269	48	2:02.599	36.370	102	30.641	276	55.588	194	276
4	2:00.465	36.062	98	30.933	268	53.470	194	268	49	2:02.273	37.228	101	30.820	272	54.225	195	272
5	2:01.408	36.170	98	30.966	270	54.272	195	270	50	2:01.284	36.481	93	30.706	275	54.097	196	275
6	2:00.812	36.280	98	30.863	271	53.669	195	271	51	2:01.706	36.775	101	30.654	273	54.277	196	273

Blancpain Endurance Series

Lap analysis Race

Provisional

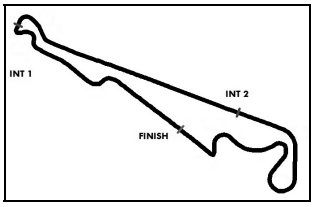

Circuit Paul Ricard Short, Length: 5791 m
Air temperature: 20.0°C
Track temperature: 21.2°C
Weather condition: Dry

Saturday 28.6.2014 19:15

Lap analysis: Race

Lap	Time	SE1	SP1	SE2	SP2	SE3	SP3	TSP	Lap	Time	SE1	SP1	SE2	SP2	SE3	SP3	TSP
7	***1:59.983***	36.060	99	30.732	272	***53.191***	194	272	52	2:00.938	36.404	100	30.644	274	53.890	196	274
8	2:00.177	36.129	98	30.677	272	53.371	195	272	53	2:01.555	36.312	100	30.573	278	54.670	196	278
9	2:01.339	36.287	99	30.968	269	54.084	195	269	54	2:01.395	36.414	94	30.716	272	54.265	195	272
10	2:01.143	36.128	99	30.931	271	54.084	194	271	55	2:01.235	36.298	100	30.590	275	54.347	195	275
11	2:01.164	36.232	98	30.910	270	54.022	196	270	56	2:01.278	36.401	101	30.757	271	54.120	196	271
12	2:00.607	36.260	100	30.756	273	53.591	195	273	57	2:00.900	36.158	100	30.628	271	54.114	196	271
13	2:00.427	36.065	98	30.756	276	53.606	195	276	58	2:01.521	36.353	101	30.596	274	54.572	194	274
14	2:00.093	***36.024***	98	30.760	273	53.309	195	273	59	2:01.403	36.794	92	30.712	271	53.897	197	271
15	2:00.206	36.048	98	30.713	274	53.445	196	274	60	2:01.019	36.486	102	30.549	273	53.984	196	273
16	2:00.778	36.281	99	30.864	273	53.633	195	273	61	3:07.946	36.534	101	30.476	274	2:00.936		274
17	2:00.522	36.306	99	30.645	274	53.571	195	274	62	2:22.088	56.916	95	31.018	271	54.154	194	271
18	2:01.629	36.933	97	30.818	275	53.878	197	275	63	2:01.392	36.303	99	30.789	273	54.300	195	273
19	2:01.199	36.549	99	30.714	273	53.936	195	273	64	2:00.820	36.498	100	30.685	275	53.637	194	275
20	2:01.039	36.405	99	30.633	274	54.001	195	274	65	2:00.679	36.093	97	30.670	274	53.916	194	274
21	2:00.331	36.366	98	30.689	272	53.276	196	272	66	2:01.327	36.862	99	30.742	274	53.723	195	274
22	2:01.031	36.062	94	30.931	271	54.038	194	271	67	2:00.720	36.360	102	30.668	274	53.692	196	274
23	2:00.667	36.346	100	30.710	273	53.611	196	273	68	2:00.740	36.360	99	30.653	275	53.727	195	275
24	2:00.842	36.401	98	30.711	273	53.730	195	273	69	2:01.203	36.511	101	30.730	273	53.962	195	273
25	2:00.492	36.163	100	30.759	271	53.570	196	271	70	2:00.860	36.313	100	30.687	273	53.860	194	273
26	2:00.746	36.342	98	30.786	271	53.618	195	271	71	2:00.753	36.191	100	30.615	275	53.947	194	275
27	2:00.675	36.375	97	30.755	271	53.545	196	271	72	2:01.399	36.853	96	30.645	276	53.901	194	276
28	2:00.855	36.432	97	30.597	274	53.826	196	274	73	2:00.701	36.374	98	30.522	275	53.805	195	275
29	2:01.864	36.646	99	31.518	273	53.700	197	273	74	2:01.752	36.301	100	***30.462***	277	54.989	196	277
30	2:00.801	36.275	97	30.581	277	53.945	***198***	277	75	2:03.563	37.692	98	31.093	274	54.778	196	274
31	3:10.442	36.717	97	30.548	275	2:03.177		275	76	2:03.219	37.201	99	30.643	276	55.375	195	276
32	2:20.674	55.919	102	31.120	268	53.635	194	268	77	2:00.881	36.348	100	30.587	274	53.946	194	274
33	2:03.816	37.542	91	31.684	269	54.590	194	269	78	2:03.568	37.557	100	31.744	275	54.267	195	275
34	2:01.092	36.322	102	31.067	269	53.703	194	269	79	2:01.608	36.613	99	30.701	271	54.294	195	271
35	2:00.533	36.168	103	30.761	272	53.604	195	272	80	2:02.876	36.500	97	30.547	278	55.829	195	278
36	2:02.264	37.250	96	30.952	271	54.062	194	271	81	2:01.579	36.415	101	30.947	270	54.217	195	270
37	2:02.523	36.776	93	31.264	271	54.483	195	271	82	2:01.419	36.183	98	30.977	271	54.259	195	271
38	2:00.870	36.409	103	30.837	273	53.624	195	273	83	2:01.036	36.178	98	30.847	273	54.011	195	273
39	2:01.095	36.321	103	30.623	274	54.151	194	274	84	2:01.245	36.474	97	30.763	273	54.008	195	273
40	2:00.606	36.068	101	30.591	274	53.947	196	274	85	2:00.873	36.237	99	30.618	274	54.018	195	274
41	2:02.102	36.950	100	30.802	274	54.350	195	274	86	2:02.852	36.339	98	30.535	***278***	55.978	196	***278***
42	2:01.359	36.856	103	30.729	273	53.774	194	273	87	2:04.299	37.319	103	31.992	274	54.988	195	274
43	2:00.860	36.304	***104***	30.660	274	53.896	195	274	88	2:02.629	36.426	98	31.554	272	54.649	197	272
44	2:01.166	36.184	102	30.571	276	54.411	195	276									
45	2:00.888	36.261	102	30.661	275	53.966	196	275									

35 Aksenov, RUS/ Faisca, PRT/ Chiyo, JPN , **theoretical besttime: 1:59.021**

1	2:04.405	41.140	94	30.418	276	52.847	200	276	46	2:04.165	37.810	94	30.666	276	55.689	198	276
2	1:59.508	36.078	93	30.274	278	53.156	200	278	47	2:03.955	37.982	90	30.849	278	55.124	200	278
3	***1:59.227***	35.967	95	30.193	278	***53.067***	199	278	48	2:02.444	36.774	93	30.696	281	54.974	199	281
4	1:59.539	***35.906***	93	30.212	278	53.421	200	278	49	2:03.735	38.163	92	30.843	278	54.729	199	278
5	1:59.491	35.996	94	30.197	278	53.298	201	278	50	2:02.919	36.804	93	30.688	278	55.427	199	278
6	1:59.708	36.032	91	30.247	278	53.429	200	278	51	2:03.031	37.909	89	30.593	282	54.529	200	282
7	1:59.701	35.974	93	30.320	278	53.407	200	278	52	2:02.568	37.291	95	30.380	***285***	54.897	199	***285***
8	1:59.690	36.068	95	30.234	278	53.388	201	278	53	2:06.376	38.196	80	31.285	281	56.895	199	281
9	1:59.787	36.037	94	30.310	278	53.440	199	278	54	2:13.058	37.336	93	30.662	280	1:05.060		280
10	1:59.625	36.045	94	30.233	278	53.347	200	278	55	3:23.551	1:58.564	91	30.561	279	54.426	199	279
11	1:59.777	36.143	92	30.222	279	53.412	199	279	56	2:01.164	36.770	94	30.310	281	54.084	200	281
12	1:59.728	36.092	92	30.316	279	53.320	200	279	57	2:01.235	36.975	94	30.331	278	53.929	200	278
13	1:59.873	35.981	92	30.340	279	53.552	201	279	58	2:01.282	36.688	95	30.150	283	54.444	200	283
14	1:59.588	36.137	93	30.217	279	53.234	200	279	59	2:02.194	37.073	91	30.473	280	54.648	200	280
15	1:59.727	36.190	94	30.138	280	53.399	201	280	60	2:02.543	37.128	94	30.203	281	55.212	200	281
16	1:59.966	36.302	94	30.177	281	53.487	200	281	61	2:01.823	36.692	92	30.517	283	54.614	200	283
17	2:00.065	36.394	92	30.212	280	53.459	201	280	62	2:01.157	36.866	92	30.156	281	54.135	201	281
18	2:00.559	36.198	91	30.086	282	54.275	200	282	63	2:01.039	36.397	***97***	30.128	282	54.514	200	282
19	2:02.538	37.616	94	31.160	279	53.762	200	279	64	2:00.532	36.263	97	30.181	281	54.088	200	281

Blancpain Endurance Series

Lap analysis Race

Provisional

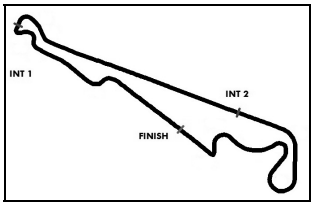

Circuit Paul Ricard Short, Length: 5791 m
Air temperature: 20.0°C
Track temperature: 21.2°C
Weather condition: Dry

Saturday 28.6.2014 19:15

Lap analysis: Race

Lap	Time	SE1	SP1	SE2	SP2	SE3	SP3	TSP	Lap	Time	SE1	SP1	SE2	SP2	SE3	SP3	TSP
20	1:59.933	36.158	92	30.154	281	53.621	201	281	65	2:00.888	36.344	95	30.198	281	54.346	199	281
21	2:00.695	36.434	91	30.316	279	53.945	201	279	66	2:00.617	36.335	93	30.245	280	54.037	201	280
22	2:00.012	36.202	91	30.332	280	53.478	201	280	67	2:00.915	36.460	94	30.219	280	54.236	201	280
23	2:00.436	36.348	93	30.230	281	53.858	200	281	68	2:01.358	36.942	93	30.320	278	54.096	201	278
24	2:00.767	36.643	91	30.317	280	53.807	201	280	69	2:01.016	36.415	95	30.361	279	54.240	200	279
25	2:01.061	36.626	92	30.397	278	54.038	200	278	70	2:00.889	36.596	94	30.219	280	54.074	201	280
26	2:02.114	36.924	92	30.331	281	54.859	200	281	71	2:02.363	36.458	92	***30.048***	***285***	55.857	200	***285***
27	2:03.425	37.562	87	30.359	281	55.504	201	281	72	2:01.833	37.252	95	30.072	283	54.509	200	283
28	2:02.051	37.093	94	30.516	280	54.442	200	280	73	2:00.796	36.445	94	30.292	278	54.059	201	278
29	2:02.859	38.158	88	30.446	280	54.255	201	280	74	2:00.766	36.512	93	30.236	279	54.018	201	279
30	2:01.323	36.621	91	30.329	281	54.373	200	281	75	2:01.160	36.317	92	30.300	279	54.543	200	279
31	2:01.419	36.682	91	30.314	280	54.423	***202***	280	76	2:01.522	36.745	95	30.447	278	54.330	200	278
32	2:12.007	36.604	91	30.442	281	1:04.961		281	77	2:02.031	36.527	95	30.237	282	55.267	199	282
33	3:36.068	2:09.342	91	30.966	278	55.760	198	278	78	2:02.462	36.965	91	30.511	278	54.986	199	278
34	2:03.703	37.609	92	30.769	277	55.325	198	277	79	2:03.822	38.311	93	30.678	279	54.833	201	279
35	2:02.255	36.914	93	30.580	280	54.761	198	280	80	2:01.308	36.752	92	30.352	281	54.204	202	281
36	2:03.281	36.735	93	30.519	280	56.027	199	280	81	2:01.945	36.988	94	30.198	283	54.759	200	283
37	2:02.480	36.652	94	30.409	278	55.419	200	278	82	2:04.466	37.458	90	30.376	281	56.632	200	281
38	2:06.012	37.339	93	30.454	281	58.219	200	281	83	2:06.367	38.472	88	30.801	279	57.094	198	279
39	2:02.944	37.697	96	30.557	278	54.690	199	278	84	2:03.159	37.471	91	30.739	279	54.949	200	279
40	2:01.909	36.670	93	30.578	277	54.661	199	277	85	2:03.746	36.969	90	30.791	277	55.986	198	277
41	2:01.910	36.946	94	30.652	277	54.312	200	277	86	2:03.915	37.238	87	31.162	274	55.515	199	274
42	2:01.701	36.751	94	30.550	278	54.400	199	278	87	2:04.112	37.426	90	31.074	274	55.612	199	274
43	2:02.174	36.749	96	30.681	278	54.744	199	278	88	2:04.722	37.404	90	30.892	273	56.426	193	273
44	2:03.174	37.385	93	30.911	276	54.878	198	276									
45	2:03.009	37.642	93	30.713	277	54.654	199	277									

38 Poole, GBR/ Abra, GBR/ Osborne, GBR , **theoretical besttime: 1:58.949**

1	2:15.708	46.584	98	32.415	273	56.709	192	273	45	2:21.867	37.180	94	30.753	273	1:13.934	186	273
2	2:02.848	37.619	96	30.555	276	54.674	194	276	46	2:03.463	37.925	99	30.858	271	54.680	195	271
3	2:02.241	37.015	97	30.568	277	54.658	193	277	47	2:02.556	36.944	98	30.876	270	54.736	194	270
4	2:02.894	36.996	95	30.792	271	55.106	194	271	48	2:12.733	37.252	95	30.941	270	1:04.540		270
5	2:02.285	37.068	97	30.720	274	54.497	194	274	49	2:24.204	56.961	94	30.917	273	56.326	193	273
6	2:01.647	36.792	100	30.588	274	54.267	193	274	50	2:02.857	37.288	99	30.607	277	54.962	195	277
7	2:01.593	36.752	96	30.580	274	54.261	194	274	51	2:02.029	36.764	98	30.875	271	54.390	195	271
8	2:03.476	37.352	89	31.000	275	55.124	194	275	52	2:02.981	37.101	86	31.153	271	54.727	194	271
9	2:02.240	36.737	96	30.669	275	54.834	194	275	53	2:03.434	37.602	90	31.108	271	54.724	195	271
10	2:02.641	37.208	95	30.865	271	54.568	193	271	54	3:07.959	37.016	95	30.861	272	2:00.082		272
11	2:02.213	36.989	93	30.824	273	54.400	193	273	55	2:20.465	55.704	100	30.757	273	54.004	194	273
12	2:03.514	36.912	94	30.894	269	55.708	193	269	56	1:59.997	36.307	100	30.492	274	53.198	194	274
13	2:03.311	37.890	96	30.589	276	54.832	194	276	57	2:00.194	36.225	102	30.619	272	53.350	195	272
14	2:02.781	36.954	96	30.723	276	55.104	193	276	58	***1:59.102***	***35.719***	***105***	30.475	273	***52.908***	***196***	273
15	2:03.676	37.689	95	30.930	277	55.057	193	277	59	1:59.614	35.965	103	30.506	273	53.143	195	273
16	2:02.097	36.575	97	30.909	273	54.613	193	273	60	2:01.390	36.843	100	30.628	273	53.919	194	273
17	2:01.978	36.784	95	30.815	274	54.379	195	274	61	1:59.906	35.995	99	30.596	271	53.315	195	271
18	2:03.425	37.161	91	30.918	272	55.346	193	272	62	1:59.831	35.805	100	30.708	271	53.318	194	271
19	2:01.323	36.621	97	30.754	274	53.948	194	274	63	2:00.090	36.125	102	30.672	271	53.293	194	271
20	2:01.600	36.502	95	30.829	274	54.269	194	274	64	2:00.221	36.036	101	30.732	271	53.453	194	271
21	2:01.968	37.147	95	30.791	274	54.030	193	274	65	2:01.344	36.136	102	30.758	273	54.450	193	273
22	2:02.080	36.774	95	30.638	273	54.668	193	273	66	2:00.604	36.107	102	30.781	273	53.716	194	273
23	2:02.091	36.966	96	30.959	273	54.166	194	273	67	2:00.553	36.248	102	30.656	273	53.649	194	273
24	2:01.267	36.665	94	30.664	274	53.938	194	274	68	1:59.928	36.073	101	30.532	274	53.323	194	274
25	2:01.791	36.796	95	30.781	274	54.214	194	274	69	1:59.799	35.954	102	30.514	274	53.331	194	274
26	2:01.711	36.807	95	30.729	273	54.175	194	273	70	2:00.435	36.108	99	30.582	275	53.745	194	275
27	2:01.616	36.739	96	30.884	273	53.993	194	273	71	2:00.469	36.350	99	30.493	275	53.626	195	275
28	2:01.823	36.944	97	30.763	274	54.116	194	274	72	2:00.632	36.183	101	30.534	274	53.915	196	274
29	2:01.603	36.603	96	30.714	274	54.286	194	274	73	2:00.945	36.584	100	30.587	274	53.774	195	274
30	2:01.876	36.748	93	30.889	273	54.239	195	273	74	2:01.188	36.437	99	30.659	275	54.092	194	275
31	2:03.558	37.212	83	31.074	270	55.272	195	270	75	2:02.475	36.523	101	30.505	276	55.447	195	276
32	2:03.677	37.400	92	31.030	271	55.247	194	271	76	2:01.878	36.720	102	***30.322***	***278***	54.836	194	***278***

Blancpain Endurance Series

Lap analysis Race

Provisional

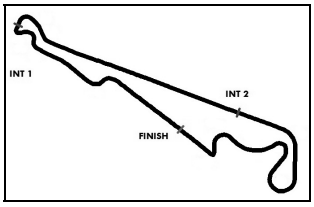

Circuit Paul Ricard Short, Length: 5791 m
Air temperature: 20.0°C
Track temperature: 21.2°C
Weather condition: Dry

Saturday 28.6.2014 19:15

Lap analysis: Race

Lap	Time	SE1	SP1	SE2	SP2	SE3	SP3	TSP	Lap	Time	SE1	SP1	SE2	SP2	SE3	SP3	TSP
33	3:17.854	36.919	95	30.828	271	2:10.107		271	77	2:01.336	36.669	100	30.597	276	54.070	195	276
34	2:27.342	59.567	96	31.424	271	56.351	193	271	78	2:02.369	37.279	98	30.804	270	54.286	196	270
35	2:05.259	37.101	102	31.400	270	56.758	190	270	79	2:02.220	36.835	97	30.803	274	54.582	195	274
36	2:04.187	37.524	100	31.011	271	55.652	194	271	80	2:01.782	36.496	97	30.621	276	54.665	195	276
37	2:04.895	37.105	98	31.229	267	56.561	194	267	81	2:04.805	37.380	95	31.054	273	56.371	194	273
38	2:03.532	37.193	98	31.185	271	55.154	193	271	82	2:04.727	37.139	99	30.795	276	56.793	191	276
39	2:03.022	37.037	98	30.946	271	55.039	194	271	83	2:02.689	36.975	96	30.921	272	54.793	195	272
40	2:03.319	37.114	101	30.986	271	55.219	194	271	84	2:02.566	36.723	98	30.615	275	55.228	196	275
41	2:03.373	37.200	101	30.926	270	55.247	194	270	85	2:03.687	37.215	94	30.795	276	55.677	195	276
42	2:02.881	37.117	99	30.950	270	54.814	195	270	86	2:03.686	37.653	87	31.079	277	54.954	195	277
43	2:02.467	37.011	100	30.962	271	54.494	193	271	87	2:03.170	37.026	99	30.861	276	55.283	195	276
44	2:02.741	37.255	99	30.846	271	54.640	195	271									

41 Debs, FRA/ Cabannes, FRA/ Delhez, BEL , **theoretical besttime: 2:03.954**

1	2:24.712	53.296	95	31.974	279	59.442	195	279	44	2:08.137	39.393	95	31.317	277	57.427	193	277
2	2:06.944	38.947	97	31.312	281	56.685	193	281	45	2:08.378	39.745	66	31.580	277	57.053	194	277
3	2:05.809	38.007	93	31.130	280	56.672	193	280	46	2:07.069	38.161	90	31.363	278	57.545	194	278
4	2:04.951	37.620	94	31.236	278	56.095	193	278	47	2:07.032	38.214	91	31.288	277	57.530	194	277
5	2:05.385	37.519	98	31.642	275	56.224	193	275	48	2:07.821	38.810	88	31.361	277	57.650	194	277
6	2:05.750	37.679	95	31.591	276	56.480	193	276	49	2:07.294	38.307	89	31.612	276	57.375	194	276
7	2:05.872	37.847	***101***	31.407	274	56.618	193	274	50	2:07.218	38.675	88	31.510	276	57.033	194	276
8	2:06.261	38.014	98	31.486	273	56.761	194	273	51	2:07.501	38.179	87	31.779	276	57.543	194	276
9	2:05.397	37.915	97	31.475	276	56.007	194	276	52	2:06.641	37.983	94	31.309	277	57.349	195	277
10	2:05.485	37.883	99	31.452	275	56.150	194	275	53	2:04.722	***37.497***	95	30.848	***281***	56.377	193	***281***
11	2:05.822	37.871	95	31.764	273	56.187	194	273	54	2:04.838	37.757	94	30.865	278	56.216	195	278
12	2:05.787	37.721	98	31.412	274	56.654	194	274	55	3:38.264	38.344	95	30.894	***281***	2:29.026		***281***
13	2:06.986	37.973	97	31.738	274	57.275	194	274	56	2:27.570	59.295	95	31.307	274	56.968	194	274
14	2:05.268	37.720	96	31.524	275	56.024	194	275	57	2:05.666	38.881	100	31.035	281	***55.750***	193	281
15	2:05.268	37.781	96	31.320	276	56.167	195	276	58	2:05.288	38.205	97	***30.707***	279	56.376	194	279
16	2:06.251	38.076	96	31.605	275	56.570	193	275	59	2:07.231	38.588	97	31.064	281	57.579	196	281
17	2:06.563	38.031	92	31.675	274	56.857	194	274	60	***2:04.340***	37.647	99	30.888	280	55.805	193	280
18	2:07.082	38.637	98	31.954	277	56.491	194	277	61	2:05.794	38.192	98	31.153	279	56.449	195	279
19	2:06.368	37.808	98	31.869	276	56.691	193	276	62	2:06.115	38.181	94	30.953	278	56.981	195	278
20	2:05.718	37.899	98	31.426	276	56.393	195	276	63	2:05.612	37.972	97	31.141	278	56.499	195	278
21	2:06.499	37.926	98	31.652	277	56.921	193	277	64	2:05.014	37.689	98	30.846	279	56.479	194	279
22	2:06.275	38.035	93	31.481	278	56.759	194	278	65	2:08.062	38.587	94	31.261	277	58.214	193	277
23	2:07.662	40.249	91	31.503	278	55.910	192	278	66	2:07.236	38.302	96	31.143	278	57.791	194	278
24	2:06.002	38.515	94	31.241	278	56.246	193	278	67	2:08.033	38.496	95	31.200	280	58.337	193	280
25	2:07.268	38.512	92	31.382	276	57.374	186	276	68	2:07.296	38.921	96	31.681	278	56.694	195	278
26	2:06.125	38.402	95	31.173	279	56.550	192	279	69	2:06.039	38.437	97	31.059	278	56.543	195	278
27	2:05.837	38.177	94	31.105	278	56.555	194	278	70	2:07.755	38.984	92	31.794	281	56.977	194	281
28	3:40.998	37.560	96	31.271	278	2:32.167		278	71	2:07.643	39.853	97	31.334	279	56.456	196	279
29	2:28.699	59.036	87	31.820	276	57.843	195	276	72	2:06.794	38.062	95	30.890	278	57.842	194	278
30	2:08.025	38.534	81	31.696	275	57.795	194	275	73	2:06.853	38.956	85	31.032	281	56.865	194	281
31	2:07.445	38.926	92	31.387	276	57.132	194	276	74	2:06.081	37.749	96	31.092	278	57.240	192	278
32	2:06.296	38.457	91	31.157	276	56.682	193	276	75	2:06.118	38.592	95	31.082	278	56.444	195	278
33	2:07.458	37.764	93	31.142	277	58.552	188	277	76	2:05.723	38.757	97	30.962	280	56.004	***197***	280
34	2:49.912	37.806	97	30.933	278	1:41.173	174	278	77	2:06.253	37.995	97	31.074	278	57.184	196	278
35	2:06.802	39.483	87	31.159	276	56.160	193	276	78	2:07.010	38.006	95	31.044	278	57.960	196	278
36	2:08.463	40.166	82	31.251	***281***	57.046	193	***281***	79	2:09.014	37.856	96	31.417	277	59.741	188	277
37	2:05.299	38.243	95	30.883	278	56.173	193	278	80	2:08.930	40.674	93	31.574	277	56.682	196	277
38	2:05.468	38.105	93	30.860	278	56.503	194	278	81	2:09.332	38.586	96	31.482	277	59.264	195	277
39	2:05.030	37.554	92	30.963	278	56.513	193	278	82	2:06.679	38.437	98	31.094	278	57.148	196	278
40	2:05.385	37.797	86	31.050	276	56.538	192	276	83	2:08.275	39.396	92	31.402	278	57.477	195	278
41	2:09.731	39.735	87	31.937	277	58.059	189	277	84	2:08.933	38.659	92	31.652	276	58.622	196	276
42	2:06.478	38.628	89	30.959	281	56.891	194	281									
43	2:08.010	38.947	92	31.117	278	57.946	192	278									

Blancpain Endurance Series

Lap analysis Race

Provisional

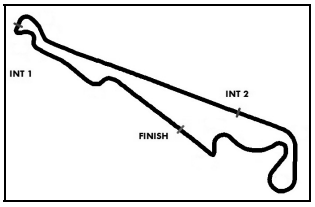

Circuit Paul Ricard Short, Length: 5791 m
Air temperature: 20.0°C
Track temperature: 21.2°C
Weather condition: Dry

Saturday 28.6.2014 19:15

Lap analysis: Race

42 Vannelet, FRA/ Albert, BEL/ Lemeret, BEL , **theoretical besttime: 2:00.709**

Lap	Time	SE1	SP1	SE2	SP2	SE3	SP3	TSP	Lap	Time	SE1	SP1	SE2	SP2	SE3	SP3	TSP
1	2:16.753	46.919	99	32.160	278	57.674	193	278	45	2:02.814	36.968	97	30.852	280	54.994	195	280
2	2:02.969	37.269	99	30.833	279	54.867	194	279	46	2:02.854	36.862	95	30.499	279	55.493	197	279
3	2:01.444	36.654	98	30.322	279	54.468	194	279	47	2:02.489	37.150	96	30.553	281	54.786	194	281
4	2:02.207	37.039	100	30.316	279	54.852	194	279	48	2:02.328	36.822	98	30.555	280	54.951	197	280
5	2:01.558	36.619	101	30.512	280	54.427	196	280	49	2:02.652	36.914	98	30.634	281	55.104	197	281
6	2:01.625	36.473	100	30.391	280	54.761	197	280	50	2:03.488	37.066	96	30.781	281	55.641	196	281
7	2:01.840	36.710	100	30.355	281	54.775	196	281	51	2:02.145	36.922	99	30.473	279	54.750	197	279
8	2:03.378	37.723	94	30.812	278	54.843	194	278	52	2:02.172	37.033	95	30.592	281	54.547	196	281
9	2:03.288	36.676	98	30.523	279	56.089	196	279	53	2:02.437	36.832	95	30.477	279	55.128	197	279
10	2:03.536	37.527	98	30.560	279	55.449	196	279	54	2:03.235	37.122	95	30.372	280	55.741	196	280
11	2:01.832	36.735	99	30.460	281	54.637	196	281	55	3:17.182	36.699	97	31.692	278	2:08.791		278
12	2:02.586	36.483	100	30.556	280	55.547	194	280	56	2:20.514	55.892	102	30.465	280	***54.157***	195	280
13	2:03.137	37.618	98	30.583	281	54.936	195	281	57	2:01.302	36.445	100	***30.273***	281	54.584	196	281
14	2:03.058	36.748	98	30.462	280	55.848	194	280	58	***2:01.001***	***36.279***	102	30.430	281	54.292	196	281
15	2:03.223	37.545	95	30.694	279	54.984	196	279	59	2:01.407	36.453	100	30.388	280	54.566	195	280
16	2:02.134	36.723	97	30.441	280	54.970	196	280	60	2:02.382	37.561	***103***	30.447	280	54.374	196	280
17	2:02.072	36.787	99	30.521	280	54.764	196	280	61	2:01.862	36.687	101	30.342	281	54.833	196	281
18	2:01.991	36.886	96	30.625	280	54.480	197	280	62	2:01.960	36.411	101	30.355	280	55.194	197	280
19	2:01.293	36.582	98	30.389	281	54.322	195	281	63	2:01.969	37.304	100	30.480	280	54.185	194	280
20	2:01.207	36.507	101	30.384	280	54.316	197	280	64	2:01.518	36.481	100	30.369	281	54.668	198	281
21	2:01.588	36.648	99	30.404	280	54.536	194	280	65	2:01.548	36.429	102	30.368	281	54.751	194	281
22	2:01.481	36.590	99	30.377	280	54.514	195	280	66	2:02.408	36.701	98	30.483	***281***	55.224	196	***281***
23	2:01.904	37.011	93	30.535	281	54.358	195	281	67	2:02.709	36.652	98	30.436	280	55.621	195	280
24	2:01.941	36.728	98	30.465	281	54.748	195	281	68	2:01.793	36.640	101	30.409	281	54.744	195	281
25	2:01.663	36.793	100	30.530	280	54.340	196	280	69	2:01.813	36.678	96	30.442	***281***	54.693	195	***281***
26	2:01.654	36.760	96	30.453	279	54.441	197	279	70	2:03.253	36.486	99	30.274	281	56.493	194	281
27	2:01.217	36.471	98	30.532	***281***	54.214	196	***281***	71	2:04.188	37.156	101	30.326	279	56.706	193	279
28	2:01.440	36.554	94	30.473	281	54.413	197	281	72	2:02.068	36.917	95	30.459	280	54.692	197	280
29	2:01.838	36.792	92	30.520	***281***	54.526	195	***281***	73	2:06.055	38.137	97	31.791	279	56.127	194	279
30	2:02.328	37.097	98	30.486	281	54.745	196	281	74	2:02.290	36.982	101	30.451	280	54.857	195	280
31	2:02.018	36.691	97	30.501	280	54.826	195	280	75	2:01.760	36.489	99	30.526	279	54.745	195	279
32	3:26.858	36.722	98	30.458	281	2:19.678		281	76	2:02.778	36.753	97	30.403	280	55.622	196	280
33	2:22.831	57.440	97	30.857	280	54.534	195	280	77	2:02.161	36.721	98	30.518	279	54.922	195	279
34	2:02.259	36.878	101	31.006	281	54.375	194	281	78	2:02.660	36.901	98	30.604	281	55.155	196	281
35	2:01.447	36.509	98	30.588	281	54.350	196	281	79	2:05.215	37.045	85	31.141	268	57.029	193	268
36	2:01.548	36.526	100	30.532	280	54.490	195	280	80	2:02.023	36.790	100	30.403	281	54.830	196	281
37	2:01.610	36.690	100	30.498	***281***	54.422	196	***281***	81	2:02.543	36.521	100	30.458	280	55.564	195	280
38	2:01.529	36.641	97	30.514	280	54.374	196	280	82	2:02.689	36.845	96	30.473	280	55.371	197	280
39	2:01.755	36.622	100	30.467	281	54.666	195	281	83	2:02.583	37.134	100	30.549	280	54.900	196	280
40	2:02.198	36.804	97	30.715	281	54.679	195	281	84	2:02.592	36.635	97	30.297	280	55.660	***199***	280
41	2:02.267	36.735	94	31.082	280	54.450	196	280	85	2:05.380	38.549	80	31.039	280	55.792	195	280
42	2:02.115	36.852	99	30.562	281	54.701	196	281	86	2:04.344	36.969	88	31.659	280	55.716	194	280
43	2:02.193	36.812	97	30.554	***281***	54.827	196	***281***	87	2:05.751	37.113	89	32.463	263	56.175	197	263
44	2:01.901	36.695	97	30.516	281	54.690	195	281									

43 Comandini, ITA/ Amos, ITA/ Colombo, ITA , **theoretical besttime: 1:59.696**

1	2:14.748	45.815	96	32.248	267	56.685	195	267	45	2:04.611	37.125	97	31.968	270	55.518	194	270
2	2:03.254	37.745	98	30.864	269	54.645	193	269	46	2:03.120	36.545	96	31.473	269	55.102	194	269
3	2:01.330	36.589	97	30.767	270	53.974	193	270	47	2:01.335	36.346	96	30.953	268	54.036	192	268
4	2:01.802	36.544	92	31.111	267	54.147	194	267	48	2:02.447	36.297	98	30.980	269	55.170	193	269
5	2:02.227	36.595	99	31.034	271	54.598	194	271	49	2:01.594	36.300	99	31.054	269	54.240	194	269
6	2:02.775	36.739	97	31.012	269	55.024	193	269	50	2:02.632	36.509	98	31.272	267	54.851	194	267
7	2:02.523	36.810	95	30.876	269	54.837	***195***	269	51	2:02.978	36.660	97	31.348	267	54.970	194	267
8	2:03.448	37.144	91	31.162	269	55.142	194	269	52	2:03.997	36.809	94	31.751	265	55.437	194	265
9	2:03.337	36.687	99	30.897	273	55.753	194	273	53	2:03.643	37.066	97	31.630	266	54.947	194	266
10	2:02.768	37.402	101	31.001	270	54.365	193	270	54	2:16.946	36.718	98	31.255	267	1:08.973		267
11	2:03.363	36.669	97	31.105	271	55.589	194	271	55	3:15.912	1:51.445	100	31.134	266	53.333	193	266
12	2:02.529	36.719	97	30.988	269	54.822	194	269	56	2:00.253	35.956	98	31.007	266	53.290	193	266
13	2:02.962	37.509	94	31.027	270	54.426	195	270	57	2:00.320	36.046	99	30.910	267	53.364	194	267

Blancpain Endurance Series

Lap analysis Race

Provisional

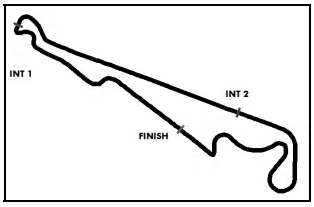

Circuit Paul Ricard Short, Length: 5791 m
Air temperature: 20.0°C
Track temperature: 21.2°C
Weather condition: Dry

Saturday 28.6.2014 19:15

Lap analysis: Race

Lap	Time	SE1	SP1	SE2	SP2	SE3	SP3	TSP	Lap	Time	SE1	SP1	SE2	SP2	SE3	SP3	TSP
14	2:02.539	36.838	97	30.874	***273***	54.827	195	***273***	58	2:00.646	35.939	***101***	31.044	267	53.663	192	267
15	2:04.062	37.740	95	***30.763***	273	55.559	194	273	59	2:01.046	36.145	97	31.147	265	53.754	193	265
16	2:01.743	36.438	96	31.129	270	54.176	195	270	60	2:01.720	36.216	97	31.295	265	54.209	193	265
17	2:02.258	36.967	96	30.941	271	54.350	195	271	61	2:31.687	36.638	94	32.255	219	1:22.794		219
18	2:03.965	36.803	92	30.893	***273***	56.269	195	***273***	62	2:44.261	1:17.627	96	31.418	267	55.216	193	267
19	2:02.783	37.073	93	31.117	268	54.593	194	268	63	2:00.871	36.187	99	30.977	266	53.707	192	266
20	2:03.273	37.558	91	31.080	271	54.635	195	271	64	2:00.660	36.214	99	30.983	267	53.463	193	267
21	2:02.834	37.291	92	31.213	268	54.330	194	268	65	2:01.070	36.307	99	31.051	267	53.712	193	267
22	2:01.607	36.549	94	30.963	268	54.095	195	268	66	2:01.185	36.525	97	30.998	267	53.662	193	267
23	2:03.201	36.591	98	31.318	265	55.292	195	265	67	2:00.876	36.222	99	31.118	267	53.536	193	267
24	2:01.953	36.662	96	30.852	268	54.439	194	268	68	2:00.512	36.053	96	31.043	267	53.416	193	267
25	2:02.179	36.730	96	31.011	269	54.438	195	269	69	2:00.244	36.087	100	31.030	267	***53.127***	194	267
26	2:01.835	36.593	96	30.886	269	54.356	195	269	70	2:00.660	36.097	96	30.963	268	53.600	194	268
27	2:12.066	37.077	99	30.855	272	1:04.134		272	71	2:00.694	36.251	98	30.946	267	53.497	194	267
28	3:18.537	1:53.446	99	31.105	267	53.986	193	267	72	2:00.359	36.003	98	30.939	267	53.417	193	267
29	2:02.662	36.359	99	31.729	269	54.574	192	269	73	2:00.671	36.316	98	30.899	268	53.456	193	268
30	2:02.391	36.331	100	31.006	268	55.054	193	268	74	2:00.421	36.117	97	30.962	267	53.342	193	267
31	2:04.426	36.883	97	31.406	265	56.137	194	265	75	2:00.835	36.176	95	31.079	267	53.580	194	267
32	2:02.604	36.502	97	30.926	269	55.176	193	269	76	2:00.675	36.126	96	31.010	267	53.539	194	267
33	2:00.764	36.207	100	30.870	269	53.687	194	269	77	2:01.252	36.276	97	30.906	270	54.070	194	270
34	***2:00.131***	***35.806***	96	30.802	270	53.523	193	270	78	2:02.343	36.615	95	31.254	271	54.474	194	271
35	2:00.977	36.156	99	30.769	271	54.052	193	271	79	2:02.218	36.923	96	30.998	269	54.297	194	269
36	2:03.157	36.602	98	31.206	268	55.349	193	268	80	2:01.759	36.681	94	31.011	268	54.067	194	268
37	2:01.558	36.542	98	31.101	267	53.915	193	267	81	2:02.195	36.591	97	31.002	269	54.602	195	269
38	2:00.919	36.038	99	30.885	270	53.996	194	270	82	2:01.761	36.639	97	30.911	269	54.211	195	269
39	2:01.407	36.119	99	30.998	268	54.290	192	268	83	2:02.692	36.433	97	31.010	269	55.249	194	269
40	2:02.602	37.008	98	30.984	269	54.610	193	269	84	2:03.625	36.741	98	31.091	270	55.793	194	270
41	2:01.748	36.317	99	31.067	269	54.364	194	269	85	2:03.903	37.297	95	31.144	269	55.462	194	269
42	2:02.038	36.686	96	30.973	269	54.379	194	269	86	2:03.626	36.936	98	31.084	269	55.606	194	269
43	2:01.937	36.581	100	30.957	270	54.399	194	270	87	2:04.992	37.288	97	31.191	269	56.513	195	269
44	2:05.585	37.452	94	31.796	271	56.337	195	271									

44 Caine, GBR/ Al Harthy, OMA/ Jelley, GBR , **theoretical besttime: 1:59.163**

1	2:14.158	46.524	90	31.549	273	56.085	195	273	43	2:01.489	36.231	97	30.562	273	54.696	195	273
2	2:02.793	37.607	96	31.012	272	54.174	196	272	44	2:00.516	36.352	96	30.608	270	53.556	195	270
3	2:01.308	36.401	100	30.537	***277***	54.370	195	***277***	45	2:00.112	35.841	94	30.794	270	53.477	195	270
4	2:02.349	36.644	100	30.583	276	55.122	194	276	46	2:01.264	36.016	94	30.712	272	54.536	195	272
5	2:02.357	36.763	98	30.652	275	54.942	***196***	275	47	2:01.298	36.311	93	30.717	271	54.270	195	271
6	2:02.137	36.733	97	***30.406***	275	54.998	194	275	48	2:02.354	36.158	95	30.646	273	55.550	195	273
7	2:02.439	37.076	97	30.777	273	54.586	195	273	49	2:00.556	36.164	94	30.771	271	53.621	195	271
8	2:02.451	37.581	95	30.558	276	54.312	195	276	50	2:00.421	36.111	94	30.680	273	53.630	194	273
9	2:03.158	37.166	91	30.881	271	55.111	195	271	51	2:00.946	36.159	94	30.631	273	54.156	192	273
10	2:02.331	37.019	86	30.800	273	54.512	196	273	52	2:02.132	36.839	98	30.550	273	54.743	196	273
11	2:02.195	36.677	***101***	30.871	273	54.647	196	273	53	2:02.191	36.491	93	30.494	276	55.206	194	276
12	2:02.679	37.083	99	30.671	276	54.925	195	276	54	2:03.096	37.715	95	30.839	273	54.542	194	273
13	2:01.595	36.577	97	30.936	269	54.082	195	269	55	2:01.606	37.109	92	30.622	273	53.875	195	273
14	2:00.949	36.221	99	30.860	269	53.868	196	269	56	2:10.661	36.350	95	30.645	271	1:03.666		271
15	2:01.520	36.643	98	30.841	269	54.036	195	269	57	3:48.574	2:24.267	98	31.033	269	53.274	194	269
16	2:01.654	36.496	98	30.903	269	54.255	196	269	58	2:00.187	36.028	98	30.787	271	53.372	193	271
17	2:00.951	36.473	98	30.803	269	53.675	196	269	59	2:00.729	36.461	99	30.652	272	53.616	194	272
18	2:01.030	36.420	98	30.847	270	53.763	196	270	60	2:00.404	35.990	101	30.623	272	53.791	194	272
19	2:01.026	36.255	97	30.856	271	53.915	196	271	61	2:00.328	36.505	99	30.723	271	53.100	194	271
20	2:01.633	36.473	99	30.806	269	54.354	195	269	62	2:00.006	36.055	98	30.692	271	53.259	193	271
21	2:01.374	36.507	100	30.833	269	54.034	195	269	63	2:00.114	36.086	97	30.736	271	53.292	194	271
22	2:00.915	36.406	100	30.750	270	53.759	196	270	64	2:00.273	36.092	99	30.713	272	53.468	194	272
23	2:01.378	36.485	98	30.781	270	54.112	195	270	65	2:01.152	36.321	96	31.288	272	53.543	194	272
24	2:01.659	36.715	96	30.775	271	54.169	196	271	66	2:00.920	36.341	99	30.762	271	53.817	194	271
25	2:01.258	36.554	96	30.772	271	53.932	196	271	67	2:00.485	36.096	97	30.617	272	53.772	194	272
26	2:11.790	36.609	97	30.821	271	1:04.360		271	68	2:00.875	36.646	98	30.809	271	53.420	195	271
27	3:40.513	2:16.390	93	31.093	269	***53.030***	193	269	69	2:00.871	36.413	98	30.593	273	53.865	195	273

Blancpain Endurance Series

Lap analysis Race

Provisional

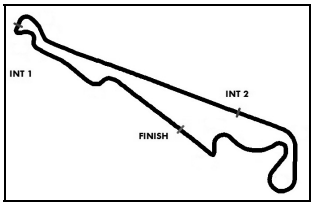

Circuit Paul Ricard Short, Length: 5791 m
Air temperature: 20.0°C
Track temperature: 21.2°C
Weather condition: Dry

Saturday 28.6.2014 19:15

Lap analysis: Race

Lap	Time	SE1	SP1	SE2	SP2	SE3	SP3	TSP	Lap	Time	SE1	SP1	SE2	SP2	SE3	SP3	TSP
28	2:00.564	35.927	95	30.713	271	53.924	193	271	70	2:02.044	36.986	88	30.715	273	54.343	193	273
29	2:00.308	36.113	96	30.706	271	53.489	193	271	71	2:02.046	37.454	91	30.839	272	53.753	194	272
30	1:59.717	35.798	94	30.686	270	53.233	194	270	72	2:00.897	36.227	99	30.684	274	53.986	196	274
31	***1:59.518***	35.738	96	30.729	270	53.051	195	270	73	2:01.405	36.986	97	30.810	270	53.609	194	270
32	1:59.779	***35.727***	96	30.738	270	53.314	194	270	74	2:01.000	36.318	98	30.836	272	53.846	194	272
33	1:59.889	35.986	99	30.683	269	53.220	193	269	75	2:02.002	36.527	99	31.578	270	53.897	193	270
34	2:00.391	36.381	97	30.707	271	53.303	195	271	76	2:00.967	36.263	99	30.832	271	53.872	195	271
35	2:00.592	36.026	96	30.800	269	53.766	194	269	77	2:01.531	36.610	92	31.100	271	53.821	195	271
36	2:00.812	36.171	94	30.909	268	53.732	194	268	78	2:00.697	36.280	99	30.742	271	53.675	194	271
37	2:00.385	36.008	96	30.870	269	53.507	194	269	79	2:02.727	36.464	98	30.681	273	55.582	193	273
38	2:09.645	35.998	97	30.748	271	1:02.899		271	80	2:18.685	37.472	97	31.994	264	1:09.219		264
39	6:50.164	5:25.381	93	31.100	267	53.683	194	267	81	6:09.193	4:43.457	95	31.131	269	54.605	193	269
40	2:00.344	36.068	95	30.885	267	53.391	195	267	82	2:02.466	36.782	97	30.705	273	54.979	194	273
41	2:00.189	35.948	96	30.662	269	53.579	194	269	83	2:00.593	36.333	95	30.570	275	53.690	195	275
42	2:00.629	36.079	95	30.679	271	53.871	195	271									

49 Blank, USA/ Bachelier, FRA/ Mallegol, FRA , **theoretical besttime: 2:02.061**

1	2:24.069	54.017	101	32.148	279	57.904	197	279	41	2:06.816	38.172	88	31.547	272	57.097	194	272
2	2:06.879	39.186	98	31.576	280	56.117	197	280	42	2:05.855	37.594	93	31.627	275	56.634	195	275
3	2:04.158	37.533	103	31.164	278	55.461	196	278	43	2:07.713	38.226	93	31.724	273	57.763	196	273
4	2:03.584	37.078	101	31.064	278	55.442	197	278	44	2:34.152	37.850	93	32.098	275	1:24.204		275
5	2:03.022	36.808	***104***	30.999	280	55.215	198	280	45	4:24.010	2:56.150	84	31.424	279	56.436	195	279
6	2:03.833	37.119	103	30.910	281	55.804	196	281	46	2:06.499	37.907	96	31.581	276	57.011	196	276
7	2:03.304	36.927	98	30.934	281	55.443	196	281	47	2:10.340	38.263	92	33.192	276	58.885	196	276
8	2:02.833	36.724	103	30.901	280	55.208	197	280	48	2:06.194	37.936	89	31.745	278	56.513	195	278
9	2:02.850	36.735	103	30.893	281	55.222	198	281	49	2:05.033	37.451	93	31.478	277	56.104	196	277
10	2:03.219	36.957	103	30.970	280	55.292	197	280	50	2:04.423	37.330	94	31.268	280	55.825	195	280
11	2:04.076	37.446	100	30.904	280	55.726	197	280	51	2:05.021	37.451	92	31.247	279	56.323	196	279
12	***2:02.532***	36.863	100	30.934	279	***54.735***	197	279	52	2:06.166	38.780	89	31.070	279	56.316	195	279
13	2:03.254	36.923	99	31.276	279	55.055	197	279	53	2:18.137	37.597	94	31.206	275	1:09.334		275
14	2:02.630	***36.637***	103	30.978	281	55.015	198	281	54	4:37.543	3:10.245	99	31.432	276	55.866	196	276
15	2:03.472	36.975	97	30.982	281	55.515	197	281	55	2:03.096	36.963	100	30.938	277	55.195	195	277
16	2:02.544	36.843	100	***30.689***	280	55.012	197	280	56	2:03.852	36.713	100	30.719	279	56.420	196	279
17	2:02.904	36.772	102	30.868	***281***	55.264	197	***281***	57	2:06.484	39.121	96	31.006	280	56.357	196	280
18	2:04.522	37.341	99	31.502	280	55.679	197	280	58	2:04.875	36.775	99	30.708	279	57.392	196	279
19	2:03.356	37.078	100	30.990	279	55.288	198	279	59	2:05.927	37.750	101	31.087	281	57.090	195	281
20	2:03.777	37.013	101	31.401	278	55.363	197	278	60	2:06.680	38.379	91	31.434	281	56.867	195	281
21	2:03.483	37.041	100	31.048	279	55.394	197	279	61	2:06.045	36.919	98	31.130	273	57.996	193	273
22	2:03.102	36.873	101	31.099	279	55.130	198	279	62	2:06.884	37.528	97	31.367	270	57.989	195	270
23	2:02.630	36.867	101	30.951	281	54.812	198	281	63	2:06.576	37.877	96	31.761	275	56.938	194	275
24	2:02.980	36.886	102	31.032	278	55.062	198	278	64	2:07.400	38.581	99	31.566	265	57.253	195	265
25	2:02.998	36.865	100	30.993	279	55.140	198	279	65	2:08.012	37.628	97	31.675	275	58.709	195	275
26	2:03.591	37.119	101	31.124	280	55.348	198	280	66	2:20.904	37.800	96	32.098	272	1:11.006		272
27	2:03.467	36.964	101	31.128	278	55.375	197	278	67	9:35.546	8:05.579	73	32.413	273	57.554	193	273
28	2:03.736	37.131	100	31.159	279	55.446	***198***	279	68	2:08.555	38.541	98	31.881	273	58.133	194	273
29	2:03.823	36.929	99	31.168	280	55.726	198	280	69	2:07.330	38.234	96	31.789	275	57.307	194	275
30	2:03.409	37.252	101	31.017	278	55.140	***198***	278	70	2:08.343	38.015	98	32.081	273	58.247	194	273
31	2:14.531	36.899	100	31.260	278	1:06.372		278	71	2:07.004	38.018	99	31.927	275	57.059	196	275
32	3:52.043	2:20.070	91	32.840	262	59.133	192	262	72	2:08.386	37.465	96	31.542	265	59.379	196	265
33	2:08.843	38.641	94	32.713	271	57.489	194	271	73	2:07.104	37.668	95	31.867	268	57.569	195	268
34	2:07.657	38.220	91	32.538	274	56.899	194	274	74	2:05.392	37.336	97	31.555	276	56.501	195	276
35	2:07.316	38.850	89	31.588	275	56.878	194	275	75	2:09.568	38.243	96	31.596	278	59.729	194	278
36	2:05.358	37.942	87	31.360	277	56.056	194	277	76	2:08.300	38.474	98	31.824	276	58.002	196	276
37	2:07.063	38.732	85	31.464	278	56.867	194	278	77	2:09.976	40.033	92	31.787	278	58.156	195	278
38	2:06.799	39.434	92	31.280	278	56.085	194	278	78	2:15.582	38.942	84	35.859	273	1:00.781	192	273
39	2:26.437	38.266	89	30.997	278	1:17.174	185	278	79	2:14.789	41.063	87	32.171	277	1:01.555	182	277
40	2:06.466	38.505	83	31.537	265	56.424	194	265									

Blancpain Endurance Series

Lap analysis Race

Provisional

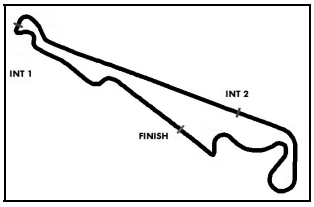

Circuit Paul Ricard Short, Length: 5791 m
Air temperature: 20.0°C
Track temperature: 21.2°C
Weather condition: Dry

Saturday 28.6.2014 19:15

Lap analysis: Race

50 Danyliw, CDN/ Sonvico, ITA/ Knap, NLD , **theoretical besttime: 1:59.961**

Lap	Time	SE1	SP1	SE2	SP2	SE3	SP3	TSP	Lap	Time	SE1	SP1	SE2	SP2	SE3	SP3	TSP
1	2:16.973	48.362	89	30.862	279	57.749	197	279	46	2:01.205	36.248	96	30.504	280	54.453	199	280
2	2:03.648	37.684	98	30.490	279	55.474	197	279	47	2:01.185	36.319	96	30.389	280	54.477	197	280
3	2:02.452	37.317	100	30.282	281	54.853	197	281	48	2:02.508	36.268	97	30.305	281	55.935	198	281
4	2:01.956	36.825	98	30.645	280	54.486	197	280	49	2:01.335	36.294	95	30.471	280	54.570	198	280
5	2:04.822	38.313	102	30.458	280	56.051	196	280	50	2:02.608	36.937	98	30.715	281	54.956	198	281
6	2:03.539	36.818	99	30.857	279	55.864	196	279	51	2:01.065	36.293	97	30.262	281	54.510	198	281
7	2:02.726	36.903	95	30.557	279	55.266	197	279	52	2:01.207	36.335	96	30.421	281	54.451	197	281
8	2:02.759	37.051	101	30.619	279	55.089	196	279	53	2:01.294	36.450	97	30.364	280	54.480	198	280
9	2:02.290	36.706	99	30.605	281	54.979	197	281	54	2:01.179	36.310	96	30.388	280	54.481	199	280
10	2:02.541	36.976	101	30.559	281	55.006	196	281	55	2:01.218	36.287	94	30.307	***281***	54.624	198	***281***
11	2:02.524	36.999	100	30.607	280	54.918	196	280	56	2:03.373	36.560	96	30.335	281	56.478	198	281
12	2:02.283	36.756	100	30.405	280	55.122	196	280	57	2:14.417	38.141	95	30.580	281	1:05.696		281
13	2:02.293	36.724	100	30.561	281	55.008	197	281	58	3:27.723	2:02.141	95	30.931	279	54.651	196	279
14	2:03.441	37.063	97	30.728	***281***	55.650	197	***281***	59	2:01.168	36.346	98	30.637	279	54.185	196	279
15	2:03.791	38.184	100	30.398	281	55.209	197	281	60	2:00.607	36.268	98	30.299	279	54.040	196	279
16	2:03.244	37.259	100	30.539	281	55.446	196	281	61	2:00.797	36.469	98	30.296	280	54.032	196	280
17	2:02.598	36.989	99	30.578	***281***	55.031	196	***281***	62	2:00.386	35.995	94	30.388	281	54.003	197	281
18	2:02.989	37.300	100	30.597	***281***	55.092	196	***281***	63	2:00.487	36.074	97	30.485	281	53.928	197	281
19	2:02.561	37.090	99	30.540	279	54.931	197	279	64	2:01.910	36.535	100	30.798	281	54.577	197	281
20	2:02.275	36.892	101	30.531	280	54.852	197	280	65	2:00.994	36.379	99	30.240	279	54.375	197	279
21	2:03.113	36.948	100	30.685	281	55.480	197	281	66	2:00.961	36.441	99	30.457	281	54.063	197	281
22	2:03.027	37.099	100	30.740	281	55.188	198	281	67	2:01.403	36.355	98	30.310	281	54.738	197	281
23	2:03.047	36.968	97	30.666	280	55.413	196	280	68	2:01.756	36.569	98	30.467	281	54.720	197	281
24	2:02.602	36.891	99	30.560	280	55.151	197	280	69	2:00.941	36.259	97	30.223	279	54.459	196	279
25	2:13.243	36.769	99	30.875	280	1:05.599		280	70	2:00.803	36.355	100	30.447	280	54.001	198	280
26	3:20.136	1:53.383	98	30.957	278	55.796	196	278	71	2:01.145	36.556	100	30.472	280	54.117	198	280
27	2:00.762	36.518	98	30.286	280	53.958	196	280	72	2:01.499	36.440	101	30.424	280	54.635	198	280
28	2:00.694	36.187	98	30.245	280	54.262	197	280	73	2:01.304	36.630	98	30.419	281	54.255	197	281
29	***2:00.194***	36.125	99	30.222	280	***53.847***	196	280	74	2:01.468	36.518	98	30.533	281	54.417	196	281
30	2:00.645	36.201	99	***30.121***	279	54.323	197	279	75	2:01.250	36.229	99	30.515	280	54.506	197	280
31	2:00.652	***35.993***	99	30.270	280	54.389	197	280	76	2:01.588	36.808	99	30.559	281	54.221	198	281
32	2:00.613	36.307	99	30.287	281	54.019	197	281	77	2:01.583	36.461	100	30.872	***281***	54.250	198	***281***
33	2:00.669	36.118	96	30.283	280	54.268	197	280	78	2:01.160	36.370	99	30.513	281	54.277	198	281
34	2:00.477	36.143	97	30.403	281	53.931	198	281	79	2:01.220	36.479	97	30.526	281	54.215	199	281
35	2:00.561	36.103	98	30.430	281	54.028	197	281	80	2:02.443	36.532	98	31.315	279	54.596	198	279
36	2:00.309	36.006	100	30.295	280	54.008	198	280	81	2:01.320	36.447	99	30.412	280	54.461	197	280
37	2:00.569	36.163	99	30.324	280	54.082	196	280	82	2:02.795	36.469	97	30.652	280	55.674	197	280
38	2:00.814	36.164	97	30.329	281	54.321	196	281	83	2:02.291	36.811	98	30.685	279	54.795	197	279
39	2:03.271	37.518	***102***	30.558	280	55.195	198	280	84	2:01.798	36.763	96	30.594	***281***	54.441	198	***281***
40	2:01.456	36.195	99	30.289	281	54.972	198	281	85	2:03.450	36.979	98	30.452	281	56.019	197	281
41	2:00.900	36.212	98	30.426	281	54.262	198	281	86	2:03.187	37.186	98	30.668	280	55.333	198	280
42	2:02.337	36.698	95	30.517	280	55.122	198	280	87	2:02.453	36.864	100	30.684	280	54.905	***199***	280
43	2:02.194	36.658	92	30.665	280	54.871	198	280	88	2:03.666	37.178	95	31.395	280	55.093	198	280
44	2:01.235	36.468	97	30.448	280	54.319	197	280									
45	2:01.578	36.533	97	30.533	281	54.512	197	281									

51 Barreiros, PRT/ Mann, GBR/ Guedes, PRT , **theoretical besttime: 2:00.359**

1	2:22.443	50.668	90	32.508	278	59.267	197	278	45	2:04.987	37.637	95	31.017	275	56.333	196	275
2	2:08.153	38.826	98	32.257	265	57.070	195	265	46	2:04.448	37.627	95	31.048	276	55.773	195	276
3	2:05.844	38.539	100	31.458	279	55.847	196	279	47	2:03.925	37.458	97	30.840	276	55.627	196	276
4	2:03.662	37.385	93	30.832	281	55.445	194	281	48	2:05.710	37.295	96	31.550	274	56.865	195	274
5	2:03.493	37.175	91	30.694	***281***	55.624	195	***281***	49	2:06.014	38.301	95	31.315	276	56.398	196	276
6	2:03.039	36.795	100	30.766	***281***	55.478	195	***281***	50	2:04.142	37.513	97	30.754	280	55.875	194	280
7	2:03.873	37.465	94	30.945	281	55.463	195	281	51	2:03.962	37.238	94	30.774	281	55.950	197	281
8	2:03.478	37.142	96	30.816	281	55.520	196	281	52	2:04.207	37.192	98	30.869	278	56.146	196	278
9	2:03.070	37.287	95	30.711	***281***	55.072	195	***281***	53	2:04.152	37.122	93	30.708	278	56.322	196	278
10	2:04.279	37.518	98	30.925	281	55.836	196	281	54	2:04.838	37.921	95	30.759	281	56.158	196	281
11	2:05.284	38.654	90	31.193	278	55.437	197	278	55	2:04.629	37.651	90	30.647	280	56.331	195	280
12	2:03.910	37.309	98	30.991	279	55.610	195	279	56	2:14.420	37.815	99	30.772	278	1:05.833		278

Blancpain Endurance Series

Lap analysis Race

Provisional

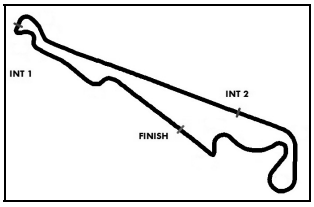

Circuit Paul Ricard Short, Length: 5791 m
Air temperature: 20.0°C
Track temperature: 21.2°C
Weather condition: Dry

Saturday 28.6.2014 19:15

Lap analysis: Race

Lap	Time	SE1	SP1	SE2	SP2	SE3	SP3	TSP	Lap	Time	SE1	SP1	SE2	SP2	SE3	SP3	TSP
13	2:04.827	37.695	97	31.262	278	55.870	196	278	57	3:30.249	2:04.273	98	31.296	276	54.680	196	276
14	2:03.438	37.294	100	30.857	278	55.287	195	278	58	2:02.321	36.737	98	31.027	276	54.557	196	276
15	2:03.992	37.403	98	30.873	278	55.716	197	278	59	2:01.583	36.315	97	30.741	278	54.527	196	278
16	2:03.782	37.575	100	31.058	278	55.149	196	278	60	2:01.763	36.588	97	30.749	278	54.426	196	278
17	2:04.168	37.664	98	31.115	278	55.389	194	278	61	2:01.626	36.517	100	30.757	278	54.352	196	278
18	2:04.436	37.991	99	30.971	278	55.474	194	278	62	2:01.066	36.226	100	30.595	279	54.245	196	279
19	2:04.577	37.291	100	31.174	278	56.112	190	278	63	2:01.233	36.430	98	30.645	278	54.158	196	278
20	2:04.789	37.917	89	31.217	277	55.655	195	277	64	2:01.660	36.536	98	30.573	279	54.551	196	279
21	2:04.129	37.432	99	30.935	278	55.762	194	278	65	2:01.061	36.394	99	30.444	279	54.223	196	279
22	2:05.118	37.195	97	31.344	277	56.579	197	277	66	2:03.141	36.822	84	31.233	276	55.086	196	276
23	2:03.615	37.346	95	30.930	281	55.339	196	281	67	2:00.953	36.355	96	30.658	***281***	53.940	197	***281***
24	2:03.626	37.879	94	30.659	281	55.088	195	281	68	2:00.880	36.375	100	***30.380***	280	54.125	197	280
25	2:05.415	38.302	94	30.924	281	56.189	195	281	69	2:01.267	36.748	100	30.523	280	53.996	197	280
26	2:03.646	37.402	97	30.916	278	55.328	198	278	70	***2:00.501***	***36.085***	100	30.522	280	***53.894***	198	280
27	2:14.977	37.568	94	31.160	280	1:06.249		280	71	2:01.229	36.204	99	30.648	280	54.377	197	280
28	3:34.820	2:05.629	90	31.985	272	57.206	192	272	72	2:02.212	37.176	97	30.960	***281***	54.076	197	***281***
29	2:07.179	38.459	101	31.913	274	56.807	194	274	73	2:02.021	36.718	96	30.453	***281***	54.850	198	***281***
30	2:05.470	38.554	99	31.072	278	55.844	195	278	74	2:03.163	36.739	98	30.508	280	55.916	198	280
31	2:03.998	37.523	96	31.110	277	55.365	195	277	75	2:03.389	37.881	99	30.753	280	54.755	197	280
32	2:04.257	37.507	93	31.037	278	55.713	194	278	76	2:01.384	36.604	97	30.521	281	54.259	197	281
33	2:06.494	37.384	93	30.921	278	58.189	194	278	77	2:05.085	36.647	96	30.736	***281***	57.702	198	***281***
34	2:05.376	37.989	94	31.385	276	56.002	194	276	78	2:07.198	37.952	95	31.613	276	57.633	198	276
35	2:05.097	37.681	96	31.067	278	56.349	194	278	79	2:03.778	37.800	93	31.229	278	54.749	198	278
36	2:05.939	38.689	92	30.991	276	56.259	195	276	80	2:01.789	36.408	***101***	30.722	279	54.659	198	279
37	2:05.151	37.591	94	30.792	279	56.768	195	279	81	2:02.937	37.117	99	30.979	278	54.841	198	278
38	2:05.778	38.250	99	31.039	281	56.489	195	281	82	2:02.864	36.650	90	30.880	278	55.334	197	278
39	2:05.443	37.701	94	30.720	281	57.022	193	281	83	2:04.458	38.300	83	31.041	280	55.117	198	280
40	2:03.894	37.271	94	30.864	278	55.759	194	278	84	2:02.672	36.861	97	30.777	281	55.034	198	281
41	2:04.847	37.693	92	30.807	278	56.347	196	278	85	2:02.690	36.642	98	30.574	280	55.474	198	280
42	2:04.766	37.917	93	31.004	275	55.845	196	275	86	2:04.204	37.595	91	30.953	281	55.656	***199***	281
43	2:05.063	37.972	96	31.166	276	55.925	196	276									
44	2:04.366	37.814	98	31.145	276	55.407	196	276									

55 Zheng, CHN/ Cheng, CHN/ Couto, MAC , **theoretical besttime: 2:00.084**

1	2:15.964	48.111	83	31.144	278	56.709	193	278	45	2:02.370	37.148	98	30.824	273	54.398	195	273
2	2:04.207	37.726	95	31.100	271	55.381	193	271	46	2:03.539	37.906	91	30.685	275	54.948	195	275
3	2:03.094	37.080	100	31.022	270	54.992	197	270	47	2:02.988	36.552	96	30.502	274	55.934	196	274
4	2:02.241	37.071	98	31.122	272	54.048	194	272	48	2:02.383	36.777	96	30.826	272	54.780	196	272
5	2:01.674	37.021	99	30.837	271	53.816	195	271	49	2:02.203	37.014	96	30.917	270	54.272	196	270
6	2:01.003	36.496	99	30.760	272	53.747	193	272	50	2:01.666	36.783	96	30.766	273	54.117	195	273
7	2:02.060	36.497	99	30.789	275	54.774	193	275	51	2:03.890	37.171	98	30.676	***280***	56.043	196	***280***
8	2:02.957	36.786	96	30.990	263	55.181	194	263	52	2:02.584	37.168	93	30.665	279	54.751	196	279
9	2:03.041	36.986	99	30.698	272	55.357	190	272	53	2:01.149	36.519	97	30.604	274	54.026	196	274
10	2:03.839	37.630	97	30.945	272	55.264	194	272	54	2:02.343	36.605	96	30.577	273	55.161	195	273
11	2:02.044	36.820	100	30.646	272	54.578	194	272	55	2:13.364	36.987	98	***30.460***	275	1:05.917		275
12	2:01.418	36.609	99	30.502	273	54.307	197	273	56	3:45.705	2:17.696	88	31.883	267	56.126	191	267
13	2:04.192	38.293	90	30.995	274	54.904	191	274	57	2:02.991	37.350	96	31.257	269	54.384	193	269
14	2:02.505	37.014	93	30.837	273	54.654	***197***	273	58	2:02.562	37.245	98	31.017	269	54.300	193	269
15	2:04.015	37.592	93	31.004	276	55.419	194	276	59	2:01.889	36.866	99	30.835	271	54.188	191	271
16	2:02.091	37.402	98	30.701	276	53.988	195	276	60	2:02.068	37.022	97	30.914	271	54.132	195	271
17	2:01.848	36.510	97	30.857	274	54.481	195	274	61	2:01.592	36.630	99	30.874	271	54.088	193	271
18	2:03.789	36.780	96	30.741	278	56.268	194	278	62	2:01.922	36.616	99	30.929	270	54.377	195	270
19	2:01.936	36.918	96	30.820	276	54.198	196	276	63	2:02.453	37.630	97	30.830	272	53.993	193	272
20	2:02.386	36.949	94	30.882	271	54.555	196	271	64	2:01.787	36.759	99	30.816	271	54.212	193	271
21	2:02.885	37.622	93	30.724	273	54.539	194	273	65	2:04.302	39.862	96	30.709	273	53.731	194	273
22	2:02.521	36.739	96	30.891	273	54.891	195	273	66	2:01.297	36.584	99	30.718	273	53.995	193	273
23	2:03.201	36.717	96	31.610	266	54.874	194	266	67	2:01.158	36.486	99	30.808	273	53.864	194	273
24	2:12.425	36.518	95	31.017	269	1:04.890		269	68	2:01.472	36.693	99	30.796	273	53.983	194	273
25	3:39.458	2:14.470	96	31.087	268	53.901	192	268	69	2:01.663	36.694	100	30.763	272	54.206	196	272
26	2:01.262	36.540	94	31.030	269	53.692	192	269	70	2:01.720	36.749	***100***	30.670	273	54.301	195	273

Blancpain Endurance Series

Lap analysis Race

Provisional

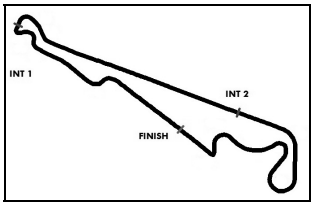

Circuit Paul Ricard Short, Length: 5791 m
Air temperature: 20.0°C
Track temperature: 21.2°C
Weather condition: Dry

Saturday 28.6.2014 19:15

Lap analysis: Race

Lap	Time	SE1	SP1	SE2	SP2	SE3	SP3	TSP	Lap	Time	SE1	SP1	SE2	SP2	SE3	SP3	TSP
27	2:01.661	36.945	97	30.907	270	53.809	194	270	71	2:02.002	36.528	98	30.691	273	54.783	195	273
28	2:01.034	36.370	96	30.877	271	53.787	195	271	72	2:01.684	36.839	99	30.717	272	54.128	195	272
29	2:01.179	36.633	97	30.868	270	53.678	192	270	73	2:01.532	36.626	99	30.752	272	54.154	195	272
30	2:00.858	36.284	96	30.708	271	53.866	193	271	74	2:02.704	37.241	99	30.792	273	54.671	194	273
31	2:01.238	36.423	95	30.838	270	53.977	194	270	75	2:03.590	37.519	97	30.661	274	55.410	195	274
32	2:01.629	***36.213***	96	30.694	273	54.722	195	273	76	2:02.991	36.907	97	31.377	272	54.707	193	272
33	2:00.705	36.447	98	30.726	271	53.532	196	271	77	2:01.845	36.847	99	30.771	273	54.227	195	273
34	***2:00.617***	36.431	97	30.775	272	***53.411***	194	272	78	2:03.436	38.011	96	31.190	271	54.235	193	271
35	2:01.520	36.524	97	30.786	273	54.210	191	273	79	2:02.234	36.970	***100***	30.810	273	54.454	195	273
36	2:01.378	36.490	97	30.830	271	54.058	195	271	80	2:02.634	37.113	99	30.796	273	54.725	197	273
37	2:01.011	36.510	97	30.752	271	53.749	196	271	81	2:04.168	38.145	83	30.772	276	55.251	195	276
38	2:01.645	36.521	98	30.813	272	54.311	194	272	82	2:02.459	36.772	98	30.903	272	54.784	193	272
39	2:02.002	36.990	94	30.884	271	54.128	193	271	83	2:03.013	37.450	98	30.920	272	54.643	194	272
40	2:01.824	36.856	95	30.822	271	54.146	196	271	84	2:02.506	37.176	95	30.912	272	54.418	194	272
41	2:01.818	36.721	99	30.608	276	54.489	194	276	85	2:02.928	36.886	96	30.909	273	55.133	196	273
42	2:02.489	37.142	95	31.020	271	54.327	196	271	86	2:04.308	38.051	92	31.121	273	55.136	196	273
43	2:01.496	36.567	97	30.738	271	54.191	196	271	87	2:04.380	37.428	96	30.757	276	56.195	192	276
44	2:01.371	36.490	96	30.809	272	54.072	196	272									

70 Martins, FRA/ Trouillet, FRA/ Berville, FRA , **theoretical besttime: 2:00.093**

1	2:15.056	47.531	95	31.507	***282***	56.018	198	***282***	29	2:01.734	36.966	97	30.511	278	54.257	***198***	278
2	2:03.203	37.828	94	30.713	280	54.662	196	280	30	2:02.104	37.009	95	30.607	278	54.488	197	278
3	2:01.866	36.969	94	30.589	280	54.308	196	280	31	2:04.880	38.283	84	30.679	277	55.918	198	277
4	2:02.045	37.230	94	30.627	278	54.188	197	278	32	3:38.249	37.337	91	30.565	281	2:30.347		281
5	2:01.442	36.617	97	30.592	279	54.233	197	279	33	2:25.708	57.521	94	32.007	272	56.180	193	272
6	2:02.096	36.872	98	30.539	281	54.685	195	281	34	2:03.933	37.322	95	31.200	275	55.411	194	275
7	2:02.275	36.782	97	30.855	278	54.638	196	278	35	2:05.027	37.620	91	31.676	273	55.731	195	273
8	2:03.042	37.577	89	30.754	278	54.711	196	278	36	2:04.900	37.154	97	31.501	278	56.245	195	278
9	2:03.226	37.157	93	30.685	281	55.384	196	281	37	2:03.691	37.060	96	30.960	274	55.671	195	274
10	2:02.803	37.619	93	30.471	281	54.713	196	281	38	2:03.574	37.110	92	31.315	273	55.149	195	273
11	2:02.227	37.044	96	30.813	277	54.370	197	277	39	2:06.628	38.453	95	32.816	272	55.359	195	272
12	2:02.998	36.529	99	30.768	278	55.701	198	278	40	2:03.108	37.014	94	30.877	276	55.217	194	276
13	2:03.251	37.599	94	30.683	274	54.969	197	274	41	2:02.921	37.230	95	30.840	276	54.851	195	276
14	2:03.202	36.946	95	30.804	281	55.452	196	281	42	2:03.241	37.040	97	30.804	275	55.397	194	275
15	2:02.166	37.413	86	30.868	277	53.885	197	277	43	2:03.379	37.004	95	31.015	274	55.360	195	274
16	2:01.482	36.547	96	30.750	278	54.185	198	278	44	2:04.607	37.627	94	31.084	274	55.896	195	274
17	2:02.068	36.756	93	30.743	279	54.569	198	279	45	2:03.518	36.980	96	31.087	275	55.451	195	275
18	2:01.957	36.735	98	30.780	276	54.442	197	276	46	2:02.934	36.996	92	30.984	276	54.954	196	276
19	2:01.450	36.677	93	30.688	276	54.085	197	276	47	2:06.858	37.144	98	31.349	268	58.365	195	268
20	2:01.892	36.795	97	30.724	276	54.373	197	276	48	2:04.934	37.961	99	30.948	281	56.025	196	281
21	2:01.801	36.435	95	30.783	276	54.583	197	276	49	15:40.322	37.407	95	30.862	280	14:32.053		280
22	2:01.931	36.573	97	30.785	275	54.573	197	275	50	2:21.741	56.485	98	30.574	276	54.682	195	276
23	2:03.945	38.139	89	30.711	278	55.095	197	278	51	***2:00.583***	36.606	***99***	30.434	278	***53.543***	195	278
24	2:01.546	36.654	98	30.673	277	54.219	197	277	52	2:00.726	***36.208***	97	***30.342***	280	54.176	196	280
25	2:01.993	36.895	98	30.724	278	54.374	197	278	53	10:14.404	37.582	95	30.464	278	9:06.358		278
26	2:02.089	36.909	95	30.551	278	54.629	196	278	54	11:28.045	56.127	94	31.601	250	10:00.317		250
27	2:01.933	36.523	97	30.538	278	54.872	197	278									
28	2:01.778	36.635	95	30.521	278	54.622	195	278									

79 Smith, GBR/ McCaig, GBR/ Bryant, GBR , **theoretical besttime: 1:59.531**

1	2:20.802	52.278	92	31.765	273	56.759	194	273	45	2:01.991	36.425	94	31.070	268	54.496	194	268
2	2:05.151	38.385	95	30.968	269	55.798	193	269	46	2:01.602	36.498	96	30.894	269	54.210	193	269
3	2:04.567	37.142	92	30.901	270	56.524	193	270	47	2:02.431	36.662	99	30.649	271	55.120	195	271
4	2:03.617	37.219	92	30.855	273	55.543	191	273	48	2:02.810	37.498	91	31.113	268	54.199	194	268
5	2:02.793	37.361	90	30.990	270	54.442	193	270	49	2:02.892	36.661	97	30.874	268	55.357	193	268
6	2:01.205	36.323	97	30.821	270	54.061	194	270	50	2:01.711	37.012	94	30.855	269	53.844	194	269
7	2:01.998	36.935	95	30.835	272	54.228	193	272	51	2:01.544	36.593	97	30.995	269	53.956	195	269
8	2:01.938	36.698	99	30.975	269	54.265	194	269	52	2:01.082	36.436	97	30.791	269	53.855	194	269
9	2:01.413	36.500	100	30.815	270	54.098	193	270	53	2:02.895	37.041	97	30.841	270	55.013	195	270

Blancpain Endurance Series

Lap analysis Race

Provisional

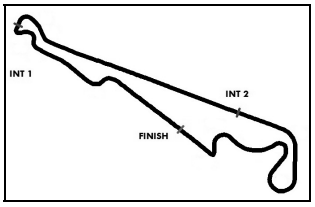

Circuit Paul Ricard Short, Length: 5791 m
Air temperature: 20.0°C
Track temperature: 21.2°C
Weather condition: Dry

Saturday 28.6.2014 19:15

Lap analysis: Race

Lap	Time	SE1	SP1	SE2	SP2	SE3	SP3	TSP	Lap	Time	SE1	SP1	SE2	SP2	SE3	SP3	TSP
10	2:01.579	36.635	97	30.872	271	54.072	194	271	54	2:03.859	37.043	94	31.039	269	55.777	195	269
11	2:02.287	36.551	100	30.979	272	54.757	195	272	55	2:12.474	37.322	93	30.751	271	1:04.401		271
12	2:02.175	36.622	98	30.823	273	54.730	194	273	56	3:21.961	1:56.281	97	31.165	271	54.515	193	271
13	2:02.376	36.713	97	31.262	268	54.401	195	268	57	2:00.070	35.991	99	30.787	267	53.292	193	267
14	2:02.198	36.749	95	30.755	270	54.694	194	270	58	2:00.249	36.446	99	30.860	268	***52.943***	194	268
15	2:01.805	36.624	97	30.835	271	54.346	194	271	59	***1:59.866***	***35.988***	***101***	30.726	270	53.152	195	270
16	2:01.845	36.590	97	30.682	271	54.573	194	271	60	2:00.634	36.390	97	30.796	268	53.448	194	268
17	2:01.732	36.548	96	30.704	272	54.480	193	272	61	2:01.524	36.166	94	30.992	268	54.366	195	268
18	2:03.522	36.744	95	***30.600***	***275***	56.178	194	***275***	62	2:02.077	37.107	96	30.763	271	54.207	193	271
19	2:02.508	36.943	95	30.621	273	54.944	195	273	63	2:00.452	36.280	97	30.869	267	53.303	194	267
20	2:02.633	37.101	97	30.744	271	54.788	195	271	64	2:00.126	36.107	97	30.795	268	53.224	194	268
21	2:03.349	37.915	90	30.999	270	54.435	193	270	65	2:00.591	36.156	90	30.921	269	53.514	194	269
22	2:01.964	36.552	94	30.817	271	54.595	193	271	66	2:02.064	37.256	98	30.741	272	54.067	194	272
23	2:02.536	36.723	96	31.137	269	54.676	194	269	67	2:00.584	36.287	96	30.786	269	53.511	194	269
24	2:02.055	36.684	94	30.844	270	54.527	194	270	68	2:00.775	36.158	96	30.753	269	53.864	194	269
25	2:02.490	36.863	96	30.991	270	54.636	194	270	69	2:02.082	36.517	98	30.763	271	54.802	194	271
26	2:03.303	37.174	96	31.049	267	55.080	193	267	70	2:02.961	37.352	100	31.068	271	54.541	194	271
27	2:02.571	36.868	95	30.919	269	54.784	194	269	71	2:01.473	36.517	97	30.721	271	54.235	195	271
28	2:02.841	36.863	94	31.111	267	54.867	194	267	72	2:01.019	36.456	95	30.795	271	53.768	***196***	271
29	2:03.240	37.047	91	31.085	268	55.108	194	268	73	2:02.138	37.219	97	30.700	271	54.219	194	271
30	2:02.800	37.115	95	31.113	268	54.572	195	268	74	2:03.360	37.616	93	31.336	271	54.408	195	271
31	2:03.068	37.247	89	31.154	267	54.667	195	267	75	2:00.965	36.595	95	30.792	269	53.578	194	269
32	2:03.023	36.902	91	31.231	267	54.890	194	267	76	2:00.911	36.517	98	30.845	269	53.549	194	269
33	2:14.035	37.095	93	31.327	267	1:05.613		267	77	2:00.916	36.139	98	30.938	268	53.839	194	268
34	3:23.479	1:58.374	99	30.897	269	54.208	193	269	78	2:01.417	36.532	96	31.078	267	53.807	195	267
35	2:01.402	36.574	100	30.881	269	53.947	194	269	79	2:01.758	36.613	96	31.045	267	54.100	195	267
36	2:03.534	36.713	100	30.661	269	56.160	193	269	80	2:01.353	36.500	96	30.875	268	53.978	195	268
37	2:02.273	36.944	99	30.723	270	54.606	194	270	81	2:01.906	36.655	95	30.880	269	54.371	195	269
38	2:01.484	36.450	93	30.889	267	54.145	192	267	82	2:02.057	36.614	97	30.984	267	54.459	194	267
39	2:02.042	37.121	97	30.871	269	54.050	193	269	83	2:02.570	36.776	96	31.024	268	54.770	195	268
40	2:01.753	36.886	97	30.838	269	54.029	193	269	84	2:02.296	36.898	96	30.871	269	54.527	194	269
41	2:01.506	36.435	96	30.857	268	54.214	194	268	85	2:02.114	36.926	96	30.810	271	54.378	195	271
42	2:02.479	36.422	98	31.116	271	54.941	195	271	86	2:02.695	37.189	91	31.024	269	54.482	195	269
43	2:04.299	37.157	98	30.738	271	56.404	193	271	87	2:02.649	37.002	96	30.983	270	54.664	194	270
44	2:02.170	37.089	93	30.917	267	54.164	194	267									

80 McMillen, GBR/ Strauss, DEU/ Buncombe, GBR , **theoretical besttime: 1:58.967**

1	2:21.848	50.044	89	30.996	***290***	1:00.808	199	***290***	45	2:04.680	38.553	96	30.907	281	55.220	199	281
2	2:04.447	37.674	98	30.250	286	56.523	198	286	46	2:03.992	37.887	90	31.003	279	55.102	199	279
3	2:01.365	37.319	95	30.125	283	53.921	199	283	47	2:03.242	36.964	95	30.890	278	55.388	198	278
4	2:02.648	36.943	97	30.090	271	55.615	199	271	48	2:04.194	37.598	94	30.981	278	55.615	199	278
5	2:00.969	36.634	95	30.402	281	53.933	198	281	49	2:04.949	37.306	96	30.794	273	56.849	200	273
6	2:02.739	36.297	97	30.140	286	56.302	200	286	50	2:03.555	37.388	94	30.939	279	55.228	198	279
7	2:01.321	36.714	94	30.176	286	54.431	199	286	51	2:03.253	37.130	98	30.837	279	55.286	200	279
8	2:00.503	36.243	95	30.201	281	54.059	199	281	52	2:03.591	37.176	95	30.887	279	55.528	199	279
9	2:01.143	36.349	97	30.376	281	54.418	197	281	53	2:04.468	37.233	95	30.819	279	56.416	200	279
10	2:02.459	37.313	97	30.420	281	54.726	198	281	54	2:03.580	37.339	92	30.780	279	55.461	200	279
11	2:01.744	36.515	97	30.085	284	55.144	198	284	55	2:15.923	37.371	93	30.891	278	1:07.661		278
12	2:01.760	36.696	94	30.143	283	54.921	198	283	56	3:19.306	1:56.103	96	30.051	283	***53.152***	198	283
13	2:02.221	37.223	94	30.362	283	54.636	199	283	57	2:00.036	36.156	96	30.012	282	53.868	199	282
14	2:02.505	36.957	93	30.298	282	55.250	199	282	58	1:59.788	36.033	100	29.954	286	53.801	198	286
15	2:00.736	36.587	92	30.158	280	53.991	199	280	59	***1:59.377***	35.973	99	***29.938***	285	53.466	199	285
16	2:00.839	36.369	95	30.272	278	54.198	200	278	60	2:01.013	36.668	99	30.179	284	54.166	200	284
17	2:01.124	36.567	94	30.323	279	54.234	199	279	61	1:59.908	36.166	97	30.298	280	53.444	200	280
18	2:00.822	36.342	94	30.507	280	53.973	199	280	62	1:59.650	***35.877***	***101***	30.110	281	53.663	199	281
19	2:00.796	36.466	94	30.472	279	53.858	200	279	63	1:59.641	36.164	99	30.007	281	53.470	199	281
20	2:00.406	36.273	95	30.301	281	53.832	200	281	64	1:59.915	36.131	99	30.012	281	53.772	199	281
21	2:24.758	36.250	94	30.172	281	1:18.336	199	281	65	1:59.899	36.004	96	30.022	283	53.873	198	283
22	2:02.668	36.952	92	30.548	281	55.168	200	281	66	2:00.199	36.131	97	30.319	279	53.749	199	279
23	2:02.928	37.056	93	30.739	279	55.133	199	279	67	2:00.054	36.220	97	30.251	279	53.583	199	279

Blancpain Endurance Series

Lap analysis Race

Provisional

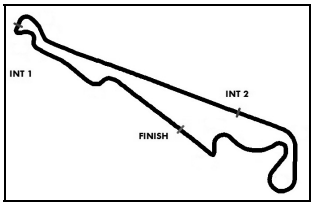

Circuit Paul Ricard Short, Length: 5791 m
Air temperature: 20.0°C
Track temperature: 21.2°C
Weather condition: Dry

Saturday 28.6.2014 19:15

Lap analysis: Race

Lap	Time	SE1	SP1	SE2	SP2	SE3	SP3	TSP	Lap	Time	SE1	SP1	SE2	SP2	SE3	SP3	TSP
24	2:03.405	37.583	93	30.597	279	55.225	199	279	68	1:59.995	36.089	98	30.227	280	53.679	199	280
25	2:02.981	37.150	93	30.605	279	55.226	199	279	69	1:59.774	36.075	100	30.154	281	53.545	199	281
26	2:02.459	36.834	90	30.352	280	55.273	198	280	70	1:59.736	36.038	97	30.152	282	53.546	199	282
27	2:02.580	36.981	92	30.482	278	55.117	199	278	71	1:59.883	36.121	98	30.107	282	53.655	199	282
28	2:01.946	36.755	92	30.432	279	54.759	199	279	72	2:00.248	36.128	95	29.973	283	54.147	200	283
29	2:03.419	37.764	93	30.601	279	55.054	198	279	73	2:00.076	36.226	95	30.082	281	53.768	199	281
30	2:02.581	36.989	91	30.649	278	54.943	200	278	74	2:00.758	36.375	97	29.963	283	54.420	199	283
31	2:03.436	37.150	90	30.629	280	55.657	200	280	75	2:03.041	37.229	97	30.186	283	55.626	199	283
32	2:02.941	37.195	93	30.441	283	55.305	200	283	76	2:01.521	36.738	97	30.282	281	54.501	200	281
33	2:12.229	37.180	86	30.386	281	1:04.663		281	77	2:01.101	36.642	96	30.140	281	54.319	***201***	281
34	3:40.563	2:14.003	95	30.810	279	55.750	197	279	78	2:17.375	51.577	84	31.112	279	54.686	199	279
35	2:04.776	37.608	92	30.858	278	56.310	198	278	79	2:02.092	36.945	95	30.397	278	54.750	201	278
36	2:04.046	37.040	96	30.770	278	56.236	199	278	80	2:05.985	38.214	93	30.743	278	57.028	198	278
37	2:03.461	36.896	96	30.618	281	55.947	200	281	81	2:42.715	37.525	93	31.182	249	1:34.008		249
38	2:02.661	37.085	96	30.563	279	55.013	199	279	82	2:47.825	1:21.625	89	30.891	278	55.309	200	278
39	2:04.059	37.172	93	30.716	287	56.171	198	287	83	2:01.878	36.974	91	30.303	282	54.601	200	282
40	2:02.740	36.983	95	30.698	278	55.059	199	278	84	2:01.500	36.856	92	30.188	282	54.456	200	282
41	2:02.960	36.922	94	30.660	279	55.378	199	279	85	2:10.849	37.431	93	30.080	283	1:03.338	198	283
42	2:03.643	37.413	93	30.865	279	55.365	199	279	86	2:02.815	36.814	92	30.127	281	55.874	170	281
43	2:05.855	37.499	91	31.445	280	56.911	198	280									
44	2:05.702	37.971	90	31.257	280	56.474	195	280									

84 Primat, CHE/ Verdonck, BEL/ Buhk, DEU , **theoretical besttime: 1:59.288**

1	2:08.959	43.139	95	30.743	278	55.077	197	278	46	2:01.868	36.521	94	30.682	274	54.665	195	274
2	2:01.065	36.283	99	30.376	278	54.406	196	278	47	2:01.080	36.465	95	30.714	274	53.901	196	274
3	2:00.334	36.138	98	30.347	278	53.849	197	278	48	2:02.769	36.689	98	30.699	277	55.381	195	277
4	2:00.635	36.568	99	30.362	278	53.705	197	278	49	2:01.529	36.694	96	30.846	273	53.989	196	273
5	2:00.611	36.067	100	30.285	278	54.259	197	278	50	2:02.071	36.696	93	30.859	272	54.516	196	272
6	2:01.476	36.422	99	30.494	270	54.560	***198***	270	51	2:01.374	36.328	97	30.664	277	54.382	195	277
7	2:00.477	36.585	99	30.416	275	53.476	197	275	52	2:01.218	36.498	96	30.754	273	53.966	196	273
8	1:59.804	35.930	***101***	30.276	278	53.598	197	278	53	2:03.021	36.685	96	30.741	274	55.595	196	274
9	2:00.701	36.313	100	30.394	278	53.994	197	278	54	2:01.846	36.829	94	30.900	276	54.117	196	276
10	2:00.119	36.224	99	30.330	277	53.565	196	277	55	2:02.031	36.542	96	30.684	276	54.805	195	276
11	***1:59.763***	***35.882***	99	30.431	277	53.450	196	277	56	2:11.798	36.667	97	30.661	276	1:04.470		276
12	2:00.109	36.037	99	30.475	276	53.597	197	276	57	3:18.395	1:53.713	94	30.886	272	53.796	195	272
13	2:01.072	36.667	100	30.486	276	53.919	197	276	58	2:01.107	36.258	97	30.892	271	53.957	194	271
14	2:00.116	36.226	99	30.407	277	53.483	197	277	59	2:00.619	36.240	100	30.670	273	53.709	195	273
15	2:00.579	36.229	100	30.410	277	53.940	196	277	60	2:00.680	36.233	99	30.554	271	53.893	195	271
16	1:59.915	36.189	96	30.536	276	***53.190***	197	276	61	2:00.481	36.229	96	30.626	273	53.626	195	273
17	2:01.281	36.431	99	30.500	277	54.350	195	277	62	2:00.388	36.246	97	30.383	276	53.759	195	276
18	2:00.944	36.455	96	30.662	273	53.827	196	273	63	2:00.857	36.480	98	30.559	273	53.818	195	273
19	2:00.126	36.065	94	30.564	273	53.497	197	273	64	2:00.794	36.385	97	30.567	273	53.842	194	273
20	2:00.575	36.241	94	30.602	274	53.732	196	274	65	2:01.028	36.169	99	30.516	274	54.343	195	274
21	2:00.207	36.164	96	30.493	275	53.550	198	275	66	2:01.454	36.816	97	30.621	272	54.017	195	272
22	2:01.899	37.050	98	31.200	273	53.649	196	273	67	2:00.540	36.211	97	30.662	273	53.667	195	273
23	2:00.291	36.104	96	30.488	276	53.699	197	276	68	2:00.850	36.271	96	30.573	273	54.006	195	273
24	2:00.320	36.205	94	30.558	273	53.557	197	273	69	2:01.054	36.491	97	30.717	273	53.846	195	273
25	2:00.678	36.290	94	30.563	273	53.825	197	273	70	2:00.701	36.225	95	30.549	273	53.927	195	273
26	2:00.704	36.239	95	30.518	273	53.947	196	273	71	2:00.765	36.201	95	30.533	273	54.031	194	273
27	1:59.815	36.009	94	30.480	275	53.326	197	275	72	2:01.013	36.451	98	30.651	274	53.911	196	274
28	2:01.351	36.194	96	***30.216***	277	54.941	197	277	73	2:00.809	36.287	97	30.529	275	53.993	195	275
29	2:00.469	36.364	94	30.462	275	53.643	197	275	74	2:02.605	36.464	96	30.376	276	55.765	195	276
30	2:00.333	36.153	94	30.563	276	53.617	198	276	75	2:03.546	37.522	96	30.442	278	55.582	194	278
31	2:00.135	36.143	95	30.421	276	53.571	197	276	76	2:01.795	36.741	95	30.526	275	54.528	195	275
32	2:01.543	37.272	95	30.505	275	53.766	197	275	77	2:01.475	36.391	98	30.642	274	54.442	196	274
33	2:00.381	36.231	95	30.501	274	53.649	197	274	78	2:00.964	36.380	99	30.503	275	54.081	195	275
34	2:10.586	36.382	94	30.574	276	1:03.630		276	79	2:02.027	36.308	98	30.411	276	55.308	195	276
35	3:27.908	2:01.467	96	30.932	271	55.509	195	271	80	2:02.957	37.355	96	30.774	273	54.828	195	273
36	2:02.313	36.836	98	30.957	273	54.520	194	273	81	2:01.351	36.722	97	30.570	273	54.059	194	273
37	2:01.699	36.726	99	30.787	273	54.186	195	273	82	2:02.040	36.579	96	30.772	273	54.689	196	273

Blancpain Endurance Series

Lap analysis Race

Provisional

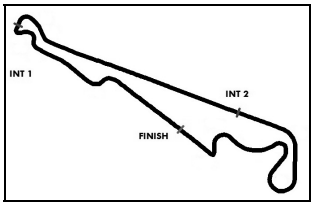

Circuit Paul Ricard Short, Length: 5791 m
Air temperature: 20.0°C
Track temperature: 21.2°C
Weather condition: Dry

Saturday 28.6.2014 19:15

Lap analysis: Race

Lap	Time	SE1	SP1	SE2	SP2	SE3	SP3	TSP	Lap	Time	SE1	SP1	SE2	SP2	SE3	SP3	TSP
38	2:01.251	36.338	98	30.879	274	54.034	194	274	83	2:00.624	36.084	97	30.539	275	54.001	197	275
39	2:01.748	36.685	98	30.945	273	54.118	194	273	84	2:01.746	36.465	97	30.753	274	54.528	195	274
40	2:01.642	36.441	97	30.713	275	54.488	195	275	85	2:01.463	36.403	96	30.533	276	54.527	196	276
41	2:02.446	36.894	95	30.742	273	54.810	195	273	86	2:05.030	36.841	85	31.203	***282***	56.986	197	***282***
42	2:01.036	36.292	94	30.874	274	53.870	196	274	87	2:03.174	37.124	96	30.639	276	55.411	196	276
43	2:00.734	36.289	94	30.805	274	53.640	196	274	88	2:03.423	36.920	85	30.656	278	55.847	197	278
44	2:01.411	36.294	96	30.628	277	54.489	195	277									
45	2:01.225	36.353	96	30.660	274	54.212	196	274									

85 Wolf, DEU/ Afanasiev, RUS/ Dusseldorp, NLD , **theoretical besttime: 1:59.014**

1	2:06.038	41.474	96	30.988	272	53.576	196	272	46	2:01.613	36.494	100	30.475	276	54.644	196	276
2	2:00.080	36.098	99	30.746	275	53.236	195	275	47	2:02.345	36.677	96	30.510	278	55.158	195	278
3	2:00.070	36.225	99	30.735	274	53.110	195	274	48	2:01.368	36.659	97	30.647	274	54.062	194	274
4	2:00.136	36.053	99	30.703	273	53.380	196	273	49	2:01.180	36.604	99	30.720	275	53.856	197	275
5	2:00.119	36.100	98	30.766	273	53.253	196	273	50	2:00.987	36.756	98	30.520	273	53.711	196	273
6	1:59.676	***35.831***	100	30.759	273	53.086	196	273	51	2:01.182	36.823	98	30.693	273	53.666	196	273
7	1:59.815	36.065	98	30.682	273	53.068	196	273	52	2:00.823	36.481	100	30.555	274	53.787	196	274
8	1:59.726	35.874	101	30.638	274	53.214	196	274	53	2:02.352	37.335	98	30.650	274	54.367	196	274
9	***1:59.375***	35.848	101	30.618	274	***52.909***	196	274	54	2:12.140	36.742	97	30.495	274	1:04.903		274
10	2:00.012	36.042	99	30.757	273	53.213	195	273	55	3:23.068	1:57.343	93	30.901	274	54.824	195	274
11	1:59.892	36.087	95	30.650	275	53.155	196	275	56	2:03.889	37.942	94	30.978	273	54.969	196	273
12	1:59.725	35.851	99	30.701	273	53.173	196	273	57	2:02.958	37.256	99	30.944	278	54.758	195	278
13	2:00.720	36.137	100	30.647	275	53.936	196	275	58	2:00.364	36.285	98	30.513	276	53.566	196	276
14	2:00.253	36.053	97	30.656	274	53.544	196	274	59	2:00.508	36.339	100	30.494	275	53.675	195	275
15	2:00.265	36.134	97	30.649	274	53.482	195	274	60	2:00.179	36.111	99	30.478	276	53.590	195	276
16	2:00.200	36.069	100	30.658	274	53.473	196	274	61	2:00.215	36.142	100	30.425	277	53.648	197	277
17	2:00.552	36.163	98	30.709	274	53.680	196	274	62	2:00.570	36.360	99	30.376	279	53.834	197	279
18	2:00.647	36.358	100	30.690	274	53.599	196	274	63	2:00.771	36.479	100	30.387	277	53.905	196	277
19	2:00.539	36.208	100	30.615	276	53.716	196	276	64	2:00.456	36.439	99	30.435	277	53.582	197	277
20	2:02.529	36.740	94	31.422	271	54.367	196	271	65	2:00.723	36.259	101	30.392	278	54.072	196	278
21	2:00.645	36.350	98	30.570	277	53.725	197	277	66	2:01.478	37.187	97	30.457	277	53.834	196	277
22	2:00.828	36.571	95	30.674	276	53.583	196	276	67	2:00.929	36.525	98	30.410	278	53.994	196	278
23	2:01.024	36.309	100	30.594	276	54.121	195	276	68	2:00.489	36.303	96	30.549	277	53.637	196	277
24	2:00.447	36.069	99	30.682	276	53.696	196	276	69	2:01.295	36.637	99	30.523	277	54.135	196	277
25	2:00.989	36.460	98	30.670	276	53.859	196	276	70	2:00.677	36.314	95	30.431	277	53.932	196	277
26	2:00.935	36.266	97	30.587	275	54.082	196	275	71	2:00.747	36.274	96	30.415	278	54.058	196	278
27	2:00.796	36.395	97	30.525	276	53.876	196	276	72	2:01.269	37.044	94	30.476	278	53.749	196	278
28	2:00.854	36.557	97	30.532	276	53.765	196	276	73	2:00.509	36.221	99	30.347	278	53.941	195	278
29	2:01.034	36.283	98	30.493	279	54.258	195	279	74	2:02.493	36.567	97	***30.274***	281	55.652	195	281
30	2:00.891	36.259	99	30.621	277	54.011	196	277	75	2:03.609	37.579	98	30.402	280	55.628	195	280
31	2:10.798	36.456	97	30.513	276	1:03.829		276	76	2:02.037	36.844	96	30.460	280	54.733	196	280
32	3:29.053	2:03.821	102	30.973	271	54.259	195	271	77	2:01.824	36.644	97	30.314	280	54.866	195	280
33	2:01.302	36.785	101	30.722	273	53.795	194	273	78	2:01.230	36.825	94	30.527	278	53.878	196	278
34	2:00.980	36.700	100	30.704	274	53.576	196	274	79	2:01.095	36.206	100	30.330	280	54.559	196	280
35	2:03.630	38.159	98	30.616	276	54.855	196	276	80	2:02.838	37.696	96	30.368	277	54.774	195	277
36	2:01.611	36.492	***103***	30.562	275	54.557	196	275	81	2:01.725	37.203	97	30.456	278	54.066	196	278
37	2:01.171	36.646	102	30.627	274	53.898	196	274	82	2:01.965	36.490	99	30.419	279	55.056	195	279
38	2:02.003	36.623	99	30.658	276	54.722	195	276	83	2:01.499	36.813	97	30.568	278	54.118	197	278
39	2:00.818	36.407	102	30.647	273	53.764	196	273	84	2:01.294	36.635	95	30.490	278	54.169	***197***	278
40	2:00.801	36.558	100	30.581	275	53.662	195	275	85	2:01.143	36.544	96	30.348	279	54.251	196	279
41	2:01.383	37.069	96	30.631	274	53.683	195	274	86	2:04.261	36.945	94	30.643	***284***	56.673	197	***284***
42	2:00.663	36.413	100	30.560	276	53.690	196	276	87	2:03.724	36.931	94	31.080	276	55.713	196	276
43	2:01.524	36.340	99	30.454	279	54.730	195	279	88	2:02.244	36.861	95	30.383	283	55.000	197	283
44	2:01.262	36.181	99	30.853	275	54.228	195	275									
45	2:02.461	37.776	100	30.770	275	53.915	195	275									

Blancpain Endurance Series

Lap analysis Race

Provisional

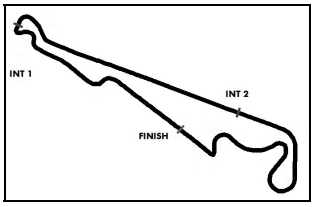

Circuit Paul Ricard Short, Length: 5791 m
Air temperature: 20.0°C
Track temperature: 21.2°C
Weather condition: Dry

Saturday 28.6.2014 19:15

Lap analysis: Race

90 Rizzoli, ITA/ Gai, ITA/ Castellacci, MCO , **theoretical besttime: 1:59.534**

Lap	Time	SE1	SP1	SE2	SP2	SE3	SP3	TSP	Lap	Time	SE1	SP1	SE2	SP2	SE3	SP3	TSP
1	2:09.908	44.514	92	30.514	281	54.880	197	281	46	2:00.195	36.022	100	30.062	279	54.111	197	279
2	2:01.119	36.291	101	30.290	280	54.538	196	280	47	2:01.297	36.901	90	30.305	280	54.091	198	280
3	2:00.658	36.381	99	30.272	279	54.005	197	279	48	2:00.736	36.079	100	30.042	281	54.615	198	281
4	2:00.550	36.248	101	30.348	279	53.954	198	279	49	2:02.259	36.911	100	30.322	281	55.026	199	281
5	2:00.492	36.168	100	30.335	279	53.989	197	279	50	2:02.391	37.423	99	30.174	279	54.794	196	279
6	2:01.018	36.120	102	30.157	279	54.741	197	279	51	2:00.652	36.136	97	30.235	279	54.281	197	279
7	2:00.548	36.305	101	30.201	279	54.042	197	279	52	2:00.377	35.958	100	30.090	278	54.329	197	278
8	1:59.978	36.134	99	30.020	279	***53.824***	197	279	53	2:00.643	36.208	98	30.135	281	54.300	198	281
9	2:00.410	36.185	100	30.221	281	54.004	198	281	54	2:01.548	36.274	96	30.020	281	55.254	198	281
10	2:00.611	36.057	101	30.225	281	54.329	198	281	55	2:00.643	36.179	96	30.204	279	54.260	198	279
11	2:00.459	36.206	101	30.298	280	53.955	197	280	56	2:01.130	36.440	97	30.070	281	54.620	198	281
12	***1:59.922***	35.906	98	30.182	280	53.834	198	280	57	2:00.634	36.244	97	***29.890***	***281***	54.500	198	***281***
13	2:00.163	36.073	99	30.190	281	53.900	198	281	58	2:00.876	36.174	101	30.051	280	54.651	197	280
14	2:00.509	36.283	102	30.387	281	53.839	198	281	59	2:00.494	36.180	98	29.993	280	54.321	199	280
15	2:00.382	36.164	98	30.213	280	54.005	198	280	60	3:12.038	36.214	100	30.135	279	2:05.689		279
16	2:00.899	36.270	100	30.223	***281***	54.406	197	***281***	61	2:22.850	57.587	94	30.567	280	54.696	197	280
17	2:00.413	36.272	97	29.989	280	54.152	197	280	62	2:02.900	36.598	95	31.743	279	54.559	198	279
18	2:01.908	37.247	96	30.259	278	54.402	197	278	63	2:00.664	36.197	98	30.248	279	54.219	196	279
19	2:01.047	36.391	101	29.990	278	54.666	198	278	64	2:00.325	36.095	97	30.315	279	53.915	197	279
20	2:01.984	36.252	98	30.067	280	55.665	197	280	65	2:00.533	36.047	96	30.354	281	54.132	195	281
21	2:00.963	36.901	98	30.226	279	53.836	198	279	66	2:01.026	36.232	97	30.318	280	54.476	197	280
22	2:01.233	36.386	99	30.126	278	54.721	197	278	67	2:00.621	36.024	96	30.234	280	54.363	196	280
23	2:02.583	37.215	98	31.142	280	54.226	197	280	68	2:00.591	36.024	97	30.300	280	54.267	196	280
24	2:01.010	36.352	99	30.348	280	54.310	198	280	69	2:00.123	35.981	97	30.202	280	53.940	197	280
25	2:00.924	36.497	98	30.204	279	54.223	199	279	70	2:00.481	36.086	95	30.323	279	54.072	197	279
26	2:01.454	36.516	99	30.294	280	54.644	198	280	71	2:00.478	36.104	96	30.188	280	54.186	197	280
27	2:01.143	36.379	99	30.128	280	54.636	197	280	72	2:01.235	36.312	95	30.459	280	54.464	197	280
28	2:01.011	36.204	99	30.231	279	54.576	198	279	73	2:00.655	35.955	96	30.342	280	54.358	197	280
29	2:01.427	36.315	97	30.247	279	54.865	198	279	74	2:00.616	36.172	97	30.296	280	54.148	197	280
30	2:01.261	36.594	94	30.381	279	54.286	198	279	75	2:00.781	36.247	96	30.280	280	54.254	197	280
31	2:00.821	36.151	99	30.282	280	54.388	199	280	76	2:00.963	36.183	95	30.266	280	54.514	197	280
32	2:01.899	37.040	97	30.210	280	54.649	198	280	77	2:01.307	36.275	97	30.240	280	54.792	198	280
33	3:31.578	36.379	99	30.353	281	2:24.846		281	78	2:01.449	36.477	98	30.364	281	54.608	198	281
34	2:22.015	56.556	97	30.936	277	54.523	195	277	79	2:02.575	36.821	88	31.046	281	54.708	198	281
35	2:01.992	36.506	99	30.371	280	55.115	196	280	80	2:00.584	36.323	94	30.135	279	54.126	***199***	279
36	2:02.047	37.120	100	30.359	280	54.568	196	280	81	2:01.710	36.314	95	30.091	281	55.305	198	281
37	2:03.722	37.361	92	31.066	278	55.295	198	278	82	2:04.131	36.652	97	30.053	280	57.426	198	280
38	2:01.610	36.651	99	30.673	279	54.286	198	279	83	2:03.588	37.848	91	31.247	280	54.493	199	280
39	2:00.327	***35.820***	101	30.417	281	54.090	196	281	84	2:03.204	37.353	100	30.667	280	55.184	197	280
40	2:00.773	36.196	***102***	30.178	279	54.399	197	279	85	2:02.093	36.527	95	30.066	281	55.500	199	281
41	2:01.552	36.370	96	30.272	280	54.910	197	280	86	2:02.877	37.239	94	30.175	280	55.463	198	280
42	2:00.541	36.053	99	30.001	279	54.487	196	279	87	2:03.443	38.029	82	30.818	280	54.596	197	280
43	2:00.483	36.014	99	30.340	281	54.129	198	281	88	2:03.048	36.654	93	30.201	280	56.193	198	280
44	2:00.113	35.906	98	30.300	281	53.907	197	281									
45	2:00.464	36.028	101	30.192	279	54.244	198	279									

91 Mezard, FRA/ Perrodo, FRA , , **theoretical besttime: 2:00.492**

1	2:20.341	49.732	86	31.239	281	59.370	195	281	44	2:04.251	37.324	99	30.972	278	55.955	197	278
2	2:04.508	37.808	99	31.065	280	55.635	197	280	45	2:04.445	37.266	102	30.883	278	56.296	197	278
3	2:02.006	36.700	95	30.473	281	54.833	198	281	46	2:03.407	37.098	99	30.903	280	55.406	197	280
4	2:02.597	36.911	101	30.756	280	54.930	197	280	47	2:05.795	37.338	100	31.072	281	57.385	197	281
5	***2:00.806***	36.429	97	30.473	280	***53.904***	197	280	48	2:04.602	37.709	100	31.017	278	55.876	197	278
6	2:03.938	36.844	99	30.514	280	56.580	198	280	49	2:03.943	37.689	101	30.925	281	55.329	197	281
7	2:02.378	36.914	101	30.826	280	54.638	196	280	50	2:03.211	37.283	102	30.821	281	55.107	198	281
8	2:02.641	37.089	***103***	30.534	280	55.018	197	280	51	2:05.936	37.645	100	31.128	281	57.163	193	281
9	2:02.458	36.879	101	30.511	280	55.068	194	280	52	2:08.210	38.825	100	31.918	247	57.467	197	247
10	2:02.230	36.998	100	30.449	280	54.783	197	280	53	2:04.471	37.771	98	30.958	280	55.742	197	280
11	2:02.814	37.281	99	30.543	279	54.990	197	279	54	4:12.219	37.630	100	31.271	280	3:03.318		280
12	2:02.924	36.772	99	30.524	281	55.628	196	281	55	2:23.600	57.661	97	31.112	278	54.827	196	278

Blancpain Endurance Series

Lap analysis Race

Provisional

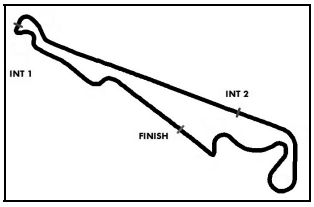

Circuit Paul Ricard Short, Length: 5791 m
Air temperature: 20.0°C
Track temperature: 21.2°C
Weather condition: Dry

Saturday 28.6.2014 19:15

Lap analysis: Race

Lap	Time	SE1	SP1	SE2	SP2	SE3	SP3	TSP	Lap	Time	SE1	SP1	SE2	SP2	SE3	SP3	TSP
13	2:01.749	37.186	99	30.465	280	54.098	196	280	56	2:01.919	36.609	99	30.899	278	54.411	195	278
14	2:03.174	37.508	103	30.904	279	54.762	196	279	57	2:02.407	37.152	99	30.806	278	54.449	196	278
15	2:02.182	37.313	96	30.657	280	54.212	197	280	58	2:03.496	37.513	99	30.996	***282***	54.987	195	***282***
16	2:01.417	36.581	99	30.581	281	54.255	197	281	59	2:02.361	37.248	100	30.813	279	54.300	196	279
17	2:01.736	36.683	98	***30.314***	280	54.739	197	280	60	2:03.074	36.819	98	30.348	281	55.907	196	281
18	2:03.223	36.978	98	30.356	281	55.889	198	281	61	2:04.903	37.726	99	30.999	280	56.178	194	280
19	2:03.156	37.460	100	30.643	281	55.053	197	281	62	2:01.279	36.479	102	30.673	281	54.127	196	281
20	2:02.701	36.950	97	30.976	281	54.775	197	281	63	2:01.952	36.625	98	30.858	281	54.469	195	281
21	2:04.317	37.819	97	30.996	280	55.502	197	280	64	2:01.924	***36.274***	99	30.959	280	54.691	195	280
22	2:03.143	37.337	100	30.805	281	55.001	195	281	65	2:02.087	36.711	96	30.862	280	54.514	196	280
23	2:02.005	36.848	97	30.662	281	54.495	197	281	66	2:02.300	36.888	99	30.942	278	54.470	196	278
24	2:03.185	36.985	97	31.003	281	55.197	195	281	67	2:02.707	36.916	94	31.188	279	54.603	195	279
25	2:02.544	36.935	92	30.961	278	54.648	197	278	68	2:04.367	36.647	99	31.136	265	56.584	196	265
26	2:03.157	37.033	95	31.088	279	55.036	197	279	69	2:04.966	37.564	100	31.024	281	56.378	197	281
27	3:34.564	37.245	96	31.315	278	2:26.004		278	70	2:04.039	37.622	101	31.056	281	55.361	196	281
28	2:26.348	58.445	98	31.628	275	56.275	194	275	71	2:02.932	37.048	99	30.752	280	55.132	196	280
29	2:06.002	37.701	98	31.696	275	56.605	195	275	72	2:03.525	37.560	97	31.263	280	54.702	196	280
30	2:05.968	38.613	94	31.323	278	56.032	196	278	73	2:03.783	37.411	97	31.001	280	55.371	196	280
31	2:06.338	39.076	98	31.284	279	55.978	196	279	74	2:04.777	37.733	93	31.271	278	55.773	197	278
32	2:06.577	38.110	98	31.767	280	56.700	195	280	75	2:03.190	37.732	100	30.946	280	54.512	196	280
33	2:06.176	37.636	100	31.127	278	57.413	196	278	76	2:03.155	37.450	99	30.931	279	54.774	197	279
34	2:07.100	38.492	101	30.846	280	57.762	196	280	77	2:04.898	37.077	97	30.834	280	56.987	197	280
35	2:05.834	38.591	99	31.527	276	55.716	196	276	78	2:03.933	37.450	98	31.008	278	55.475	197	278
36	2:05.308	37.763	101	30.959	280	56.586	196	280	79	2:04.116	37.184	98	31.013	277	55.919	198	277
37	2:06.286	37.413	98	30.966	280	57.907	196	280	80	2:04.254	37.397	100	31.133	278	55.724	197	278
38	2:09.799	39.036	99	31.900	277	58.863	196	277	81	2:04.598	37.506	100	31.132	278	55.960	197	278
39	2:06.092	38.280	97	31.066	280	56.746	196	280	82	2:03.740	37.380	100	31.075	278	55.285	196	278
40	2:09.599	39.866	101	31.224	281	58.509	196	281	83	2:03.176	36.880	102	30.889	281	55.407	198	281
41	2:05.628	38.414	100	31.200	279	56.014	197	279	84	2:06.132	37.325	102	30.977	281	57.830	197	281
42	2:04.814	37.694	100	31.126	278	55.994	196	278	85	2:03.586	37.289	100	31.053	281	55.244	***198***	281
43	2:04.875	37.729	101	31.408	278	55.738	196	278									

93 Dermont, FRA/ Perera, FRA , ,

theoretical besttime: 1:59.096

1	2:13.635	46.266	92	31.631	279	55.738	194	279	45	2:00.384	36.347	98	30.652	274	53.385	197	274
2	2:02.098	37.168	95	30.801	275	54.129	195	275	46	2:00.362	***35.700***	96	30.745	276	53.917	196	276
3	2:01.956	36.804	94	30.639	276	54.513	195	276	47	2:01.742	36.394	97	31.039	273	54.309	196	273
4	2:02.623	36.894	97	30.666	278	55.063	195	278	48	2:01.297	36.681	97	30.733	275	53.883	***198***	275
5	2:02.348	36.716	94	30.844	277	54.788	195	277	49	2:00.679	36.335	98	30.504	275	53.840	197	275
6	2:02.114	36.655	93	30.673	***280***	54.786	195	***280***	50	2:01.520	36.998	97	30.727	274	53.795	197	274
7	2:02.346	37.025	95	30.646	277	54.675	196	277	51	2:00.446	36.186	97	30.679	275	53.581	196	275
8	2:03.594	37.722	91	30.719	279	55.153	194	279	52	2:00.723	36.542	96	30.671	275	53.510	197	275
9	2:03.292	37.082	91	30.805	276	55.405	194	276	53	2:00.759	36.467	96	30.602	277	53.690	197	277
10	2:02.457	37.495	94	30.722	277	54.240	196	277	54	2:02.177	36.576	94	30.557	278	55.044	196	278
11	2:01.999	36.814	97	30.817	277	54.368	196	277	55	2:02.122	37.489	92	30.701	276	53.932	197	276
12	2:03.687	36.919	99	30.804	277	55.964	195	277	56	2:00.552	36.389	95	30.670	275	53.493	197	275
13	2:02.279	37.244	98	30.784	276	54.251	195	276	57	2:00.356	36.299	98	30.636	274	53.421	197	274
14	2:04.139	37.056	98	30.712	279	56.371	195	279	58	2:00.542	36.321	97	30.541	274	53.680	197	274
15	2:03.213	37.797	91	31.117	275	54.299	196	275	59	2:10.276	36.389	97	30.532	274	1:03.355		274
16	2:02.214	36.815	96	30.813	277	54.586	196	277	60	3:28.728	2:02.407	91	31.060	273	55.261	193	273
17	2:02.318	36.897	97	30.730	277	54.691	196	277	61	2:03.104	37.083	93	30.973	276	55.048	194	276
18	2:05.083	37.476	87	31.434	270	56.173	196	270	62	2:05.026	37.540	95	30.664	279	56.822	195	279
19	2:02.218	36.746	94	30.659	279	54.813	196	279	63	2:03.233	37.103	95	30.983	275	55.147	194	275
20	2:03.781	37.902	92	30.917	275	54.962	195	275	64	2:04.253	38.218	97	30.924	276	55.111	194	276
21	2:05.381	38.856	84	31.475	278	55.050	196	278	65	2:04.687	37.678	96	30.934	275	56.075	195	275
22	2:03.126	37.343	94	30.757	277	55.026	196	277	66	2:03.636	37.457	93	30.700	278	55.479	195	278
23	2:01.787	36.082	90	30.984	278	54.721	196	278	67	2:03.868	37.659	93	30.908	274	55.301	194	274
24	2:03.875	37.245	93	30.881	276	55.749	194	276	68	2:03.835	37.080	94	31.032	276	55.723	192	276
25	2:03.570	37.882	96	30.909	277	54.779	196	277	69	2:04.324	37.590	93	31.037	275	55.697	193	275
26	2:14.453	37.560	91	31.129	276	1:05.764		276	70	2:04.410	38.116	89	31.036	276	55.258	196	276
27	3:21.941	1:56.605	83	30.822	279	54.514	193	279	71	2:03.885	37.365	95	30.707	276	55.813	195	276

Blancpain Endurance Series

Lap analysis Race

Provisional

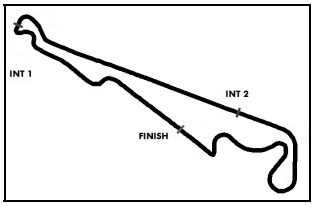

Circuit Paul Ricard Short, Length: 5791 m
Air temperature: 20.0°C
Track temperature: 21.2°C
Weather condition: Dry

Saturday 28.6.2014 19:15

Lap analysis: Race

Lap	Time	SE1	SP1	SE2	SP2	SE3	SP3	TSP	Lap	Time	SE1	SP1	SE2	SP2	SE3	SP3	TSP
28	1:59.935	36.264	97	30.669	276	***53.002***	195	276	72	2:04.246	37.672	94	31.395	278	55.179	195	278
29	***1:59.538***	36.005	101	30.501	276	53.032	195	276	73	2:04.136	37.834	93	30.954	278	55.348	195	278
30	2:00.718	36.032	98	30.452	277	54.234	194	277	74	2:03.934	37.283	95	30.753	275	55.898	195	275
31	2:00.400	36.425	99	30.581	276	53.394	195	276	75	2:02.939	37.267	92	30.874	275	54.798	195	275
32	2:01.070	36.424	97	30.451	279	54.195	195	279	76	2:02.962	36.985	96	30.821	278	55.156	195	278
33	1:59.829	36.256	99	30.449	278	53.124	196	278	77	2:03.771	37.343	97	30.907	274	55.521	196	274
34	1:59.929	36.211	100	***30.394***	277	53.324	196	277	78	2:04.418	38.081	94	30.831	275	55.506	196	275
35	1:59.856	36.016	100	30.485	277	53.355	196	277	79	2:04.875	37.997	92	30.845	275	56.033	194	275
36	2:00.378	36.360	***101***	30.443	278	53.575	197	278	80	2:04.739	38.379	99	30.748	275	55.612	194	275
37	2:00.914	36.797	98	30.636	276	53.481	197	276	81	2:06.469	37.574	94	30.984	276	57.911	197	276
38	2:00.174	36.129	99	30.461	278	53.584	196	278	82	2:04.599	37.976	93	31.039	273	55.584	194	273
39	2:02.361	36.853	94	30.897	274	54.611	195	274	83	2:03.723	37.328	96	31.156	276	55.239	196	276
40	2:00.261	36.176	100	30.557	276	53.528	196	276	84	2:03.364	37.109	94	30.824	278	55.431	196	278
41	2:00.327	36.305	100	30.595	276	53.427	196	276	85	2:06.703	38.733	80	31.426	277	56.544	196	277
42	2:02.009	36.785	94	30.838	273	54.386	196	273	86	2:06.770	36.802	94	33.075	262	56.893	196	262
43	2:02.913	37.759	95	31.004	275	54.150	197	275	87	2:05.305	37.556	92	30.954	***280***	56.795	192	***280***
44	1:59.975	36.120	101	30.673	274	53.182	196	274									

98 Demoustier, FRA/ Lapierre, FRA/ Parente, PRT , **theoretical besttime: 1:58.944**

1	2:02.977	39.358	101	30.599	273	53.020	195	273	46	2:00.929	36.182	95	30.457	279	54.290	197	279
2	***1:59.350***	35.743	100	30.597	275	53.010	194	275	47	2:00.978	36.270	95	30.562	278	54.146	196	278
3	1:59.450	35.829	97	30.633	274	52.988	195	274	48	2:01.192	36.585	99	30.559	279	54.048	***197***	279
4	1:59.394	35.759	99	30.677	274	***52.958***	195	274	49	2:02.063	36.932	101	30.879	277	54.252	197	277
5	1:59.705	35.732	98	30.723	274	53.250	196	274	50	2:01.173	36.132	95	30.608	278	54.433	196	278
6	1:59.565	35.732	98	30.690	274	53.143	195	274	51	2:02.172	36.405	95	30.635	279	55.132	197	279
7	1:59.426	35.732	101	30.612	273	53.082	195	273	52	2:01.198	36.052	96	30.576	278	54.570	197	278
8	1:59.672	35.821	99	30.625	274	53.226	195	274	53	2:01.841	36.886	95	30.486	278	54.469	***197***	278
9	1:59.662	35.746	98	30.660	273	53.256	195	273	54	2:01.616	36.748	95	30.552	278	54.316	197	278
10	1:59.843	36.008	99	30.699	275	53.136	195	275	55	2:01.304	36.278	94	30.564	276	54.462	197	276
11	1:59.954	35.948	98	30.638	275	53.368	195	275	56	2:01.524	36.314	96	30.586	278	54.624	197	278
12	1:59.774	35.962	99	30.634	275	53.178	195	275	57	2:10.740	36.255	97	30.463	278	1:04.022		278
13	1:59.754	35.864	97	30.647	274	53.243	196	274	58	3:19.214	1:55.004	100	30.643	277	53.567	195	277
14	1:59.679	***35.706***	98	30.640	275	53.333	196	275	59	1:59.871	35.940	101	30.397	277	53.534	194	277
15	2:00.034	35.893	97	30.710	275	53.431	196	275	60	1:59.694	35.875	101	30.422	278	53.397	195	278
16	1:59.739	35.910	99	30.534	276	53.295	195	276	61	1:59.674	35.814	100	30.382	278	53.478	195	278
17	2:00.222	36.076	99	30.558	276	53.588	195	276	62	1:59.842	36.074	***102***	30.448	278	53.320	195	278
18	2:01.248	36.147	98	30.494	277	54.607	196	277	63	1:59.989	35.968	***102***	30.399	278	53.622	195	278
19	2:01.214	37.285	94	30.610	276	53.319	196	276	64	2:01.271	36.321	101	30.342	279	54.608	196	279
20	2:00.165	36.203	96	30.637	276	53.325	196	276	65	2:01.632	37.036	99	30.314	281	54.282	195	281
21	1:59.992	35.967	97	30.599	276	53.426	196	276	66	2:00.500	36.051	99	30.493	278	53.956	196	278
22	2:00.196	36.054	97	30.646	276	53.496	195	276	67	2:01.351	36.654	100	30.407	281	54.290	195	281
23	2:00.097	35.907	97	30.583	277	53.607	195	277	68	2:00.267	36.119	98	30.521	276	53.627	195	276
24	2:00.283	36.013	97	30.500	276	53.770	196	276	69	2:00.060	35.938	99	30.605	276	53.517	195	276
25	2:00.172	36.039	98	30.407	279	53.726	196	279	70	2:00.862	36.183	101	30.520	278	54.159	194	278
26	2:01.266	37.075	99	30.412	276	53.779	196	276	71	2:02.269	36.420	100	31.479	276	54.370	192	276
27	2:00.691	36.257	94	30.631	276	53.803	195	276	72	2:02.083	36.633	100	30.333	***281***	55.117	195	***281***
28	2:00.322	36.215	97	30.483	278	53.624	197	278	73	2:01.081	36.571	100	30.354	***281***	54.156	195	***281***
29	2:00.752	36.315	97	30.366	281	54.071	196	281	74	2:00.222	36.112	101	30.370	276	53.740	195	276
30	2:00.431	36.132	98	30.368	280	53.931	197	280	75	2:02.205	36.871	98	30.634	279	54.700	194	279
31	2:13.218	36.663	97	30.482	280	1:06.073		280	76	1:59.983	36.181	100	30.507	276	53.295	196	276
32	3:26.525	2:00.609	94	31.044	273	54.872	195	273	77	1:59.774	36.052	101	30.455	277	53.267	196	277
33	2:00.688	35.959	99	30.709	276	54.020	194	276	78	2:00.424	36.007	100	30.495	278	53.922	196	278
34	2:00.699	36.488	99	30.619	275	53.592	195	275	79	2:00.039	36.169	100	30.493	278	53.377	196	278
35	2:00.465	35.906	98	30.580	277	53.979	195	277	80	2:00.431	36.067	98	30.338	279	54.026	196	279
36	2:00.528	35.911	99	30.641	278	53.976	195	278	81	2:01.628	36.086	99	30.389	279	55.153	196	279
37	2:02.306	36.337	101	30.901	278	55.068	195	278	82	2:00.048	35.989	99	30.378	278	53.681	196	278
38	2:01.287	35.981	98	30.615	278	54.691	195	278	83	2:02.723	36.347	99	32.585	274	53.791	196	274
39	2:01.470	36.481	94	30.809	275	54.180	196	275	84	2:00.564	36.425	100	30.637	276	53.502	196	276
40	2:01.870	36.404	94	30.880	275	54.586	194	275	85	2:00.116	35.942	101	30.402	278	53.772	196	278
41	2:02.082	36.276	98	30.783	274	55.023	194	274	86	2:00.294	36.315	99	30.421	280	53.558	196	280
42	2:00.912	36.081	98	30.570	277	54.261	196	277	87	2:01.133	36.006	100	***30.280***	280	54.847	196	280

Blancpain Endurance Series

Lap analysis Race

Provisional

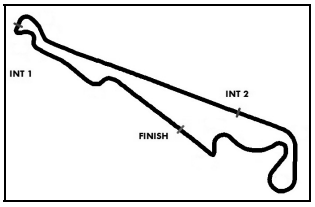

Circuit Paul Ricard Short, Length: 5791 m
Air temperature: 20.0°C
Track temperature: 21.2°C
Weather condition: Dry

Saturday 28.6.2014 19:15

Lap analysis: Race

Lap	Time	SE1	SP1	SE2	SP2	SE3	SP3	TSP	Lap	Time	SE1	SP1	SE2	SP2	SE3	SP3	TSP
43	2:01.382	36.545	96	30.660	276	54.177	195	276	88	2:00.353	36.149	99	30.345	281	53.859	197	281
44	2:01.292	36.334	98	30.669	276	54.289	195	276									
45	2:02.229	36.097	98	30.666	276	55.466	196	276									

99 Korjus, EST/ Soucek, ESP/ Estre, FRA , **theoretical besttime:**

1	2:57.619	50.187	100	31.007	***282***	1:36.425		***282***

111 Earle, USA/ Caccia, ITA/ Kremer, DEU , **theoretical besttime: 2:00.773**

1	2:25.467	52.852	93	32.186	272	1:00.429	195	272	44	2:05.280	37.675	94	31.323	278	56.282	196	278
2	2:07.528	38.658	102	31.461	278	57.409	195	278	45	2:07.901	38.429	95	31.254	280	58.218	***197***	280
3	2:06.171	38.147	99	31.340	279	56.684	196	279	46	2:06.090	37.486	96	31.059	279	57.545	196	279
4	2:04.838	37.460	100	31.105	271	56.273	197	271	47	2:04.478	37.602	94	31.150	279	55.726	196	279
5	2:05.734	37.530	99	31.349	278	56.855	196	278	48	2:05.529	37.821	95	31.202	279	56.506	196	279
6	2:04.944	37.406	101	31.012	280	56.526	196	280	49	2:06.823	38.684	94	31.268	280	56.871	196	280
7	2:05.651	38.922	93	31.487	281	55.242	195	281	50	2:06.306	37.794	95	31.237	278	57.275	195	278
8	2:04.414	37.623	98	30.974	***281***	55.817	196	***281***	51	2:06.046	37.948	96	31.429	278	56.669	195	278
9	2:04.327	37.192	98	31.157	278	55.978	196	278	52	2:06.028	38.442	95	31.253	279	56.333	196	279
10	2:04.606	37.553	100	31.172	279	55.881	196	279	53	2:04.786	37.352	93	31.192	279	56.242	196	279
11	2:04.123	37.423	103	30.891	278	55.809	196	278	54	2:05.140	37.383	97	31.554	276	56.203	196	276
12	2:03.396	37.072	***103***	30.816	278	55.508	196	278	55	2:06.198	37.634	96	31.361	279	57.203	196	279
13	2:03.477	37.176	102	30.854	280	55.447	196	280	56	2:06.900	38.634	99	31.091	275	57.175	196	275
14	2:03.427	36.992	102	30.786	277	55.649	196	277	57	2:05.400	37.863	96	31.330	280	56.207	194	280
15	2:03.755	36.967	103	30.909	280	55.879	196	280	58	2:05.558	37.346	94	31.019	280	57.193	197	280
16	2:02.973	36.985	102	30.987	278	***55.001***	197	278	59	2:16.878	39.405	94	30.972	281	1:06.501		281
17	2:03.088	36.892	102	30.992	279	55.204	197	279	60	3:31.607	2:01.490	86	32.232	277	57.885	194	277
18	2:03.139	36.985	100	30.908	280	55.246	195	280	61	2:07.266	37.819	98	31.427	276	58.020	194	276
19	2:03.077	36.622	100	30.933	280	55.522	197	280	62	2:07.985	38.289	95	31.558	278	58.138	194	278
20	2:03.030	36.959	100	30.752	281	55.319	196	281	63	2:08.560	38.866	96	31.690	278	58.004	195	278
21	***2:02.669***	36.864	101	30.621	279	55.184	197	279	64	2:08.490	38.498	94	31.869	277	58.123	194	277
22	2:02.990	36.929	102	***30.476***	280	55.585	197	280	65	2:07.204	38.189	94	31.496	276	57.519	195	276
23	2:03.636	37.169	101	30.756	281	55.711	196	281	66	2:07.546	37.856	96	31.544	277	58.146	195	277
24	2:03.368	36.852	101	30.671	281	55.845	196	281	67	2:06.658	38.025	98	31.332	278	57.301	195	278
25	2:05.747	37.643	98	31.915	274	56.189	197	274	68	2:06.434	38.153	94	31.410	278	56.871	194	278
26	2:03.625	37.164	100	30.953	281	55.508	197	281	69	2:07.384	38.465	95	31.539	278	57.380	194	278
27	2:05.201	37.073	100	30.884	280	57.244	196	280	70	2:06.937	37.934	89	31.741	274	57.262	195	274
28	2:04.641	37.790	98	30.916	280	55.935	197	280	71	2:06.948	38.056	97	31.321	275	57.571	195	275
29	2:13.989	37.447	96	30.722	280	1:05.820		280	72	2:05.604	37.560	98	31.182	280	56.862	195	280
30	3:28.143	2:01.204	95	31.157	278	55.782	196	278	73	2:07.237	38.608	88	31.537	278	57.092	195	278
31	2:05.313	37.669	99	31.153	279	56.491	196	279	74	2:06.633	38.159	98	31.381	281	57.093	195	281
32	2:06.691	39.019	97	31.426	279	56.246	196	279	75	2:06.523	37.802	94	31.852	271	56.869	195	271
33	2:07.550	37.819	92	31.550	278	58.181	196	278	76	2:06.485	38.084	95	31.460	278	56.941	195	278
34	2:07.359	38.479	94	31.138	278	57.742	193	278	77	2:08.034	39.126	91	31.749	277	57.159	195	277
35	2:07.112	38.464	95	31.330	281	57.318	194	281	78	2:06.765	37.985	92	31.829	280	56.951	195	280
36	2:06.925	38.260	93	31.315	277	57.350	195	277	79	2:08.335	38.369	93	31.365	281	58.601	195	281
37	2:06.223	38.528	97	31.302	279	56.393	196	279	80	2:05.881	38.063	94	31.454	278	56.364	196	278
38	2:07.064	38.258	94	31.285	280	57.521	195	280	81	2:06.380	37.947	96	31.263	280	57.170	196	280
39	2:05.198	37.609	96	31.358	279	56.231	196	279	82	2:05.994	37.763	96	31.359	***281***	56.872	196	***281***
40	2:05.371	37.719	98	31.204	278	56.448	197	278	83	2:05.753	37.688	92	31.040	281	57.025	196	281
41	2:05.691	37.545	94	31.271	275	56.875	195	275	84	2:02.888	***35.296***	101	31.224	281	56.368	196	281
42	2:06.772	37.971	96	31.143	279	57.658	195	279	85	2:05.105	37.835	95	31.044	281	56.226	196	281
43	2:05.592	37.886	93	31.198	278	56.508	196	278									

333 Solikhov, RUS/ Kogay, RUS/ Seefried, DEU , **theoretical besttime: 1:59.583**

1	2:08.528	43.459	99	30.346	279	54.723	196	279	37	2:03.647	37.428	101	30.911	280	55.308	197	280
2	2:01.072	36.314	97	30.189	280	54.569	196	280	38	2:03.196	37.406	97	30.699	281	55.091	196	281
3	2:00.383	36.068	97	30.163	279	54.152	196	279	39	2:02.986	36.711	97	30.603	281	55.672	197	281
4	2:00.630	36.516	98	30.262	278	53.852	196	278	40	2:03.106	36.937	97	30.721	281	55.448	196	281
5	2:00.194	36.075	98	30.263	281	53.856	198	281	41	2:03.008	36.844	94	30.558	280	55.606	190	280
6	2:00.451	36.258	97	30.427	281	53.766	196	281	42	2:03.881	37.834	96	30.544	280	55.503	196	280

Blancpain Endurance Series

Lap analysis Race

Provisional

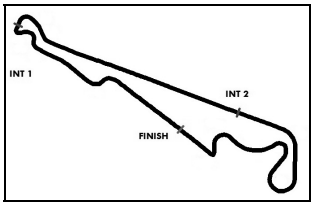

Circuit Paul Ricard Short, Length: 5791 m
Air temperature: 20.0°C
Track temperature: 21.2°C
Weather condition: Dry

Saturday 28.6.2014 19:15

Lap analysis: Race

Lap	Time	SE1	SP1	SE2	SP2	SE3	SP3	TSP	Lap	Time	SE1	SP1	SE2	SP2	SE3	SP3	TSP
7	2:00.066	36.329	98	30.294	280	***53.443***	196	280	43	2:05.100	39.323	96	30.717	281	55.060	198	281
8	2:00.422	36.265	98	30.397	280	53.760	196	280	44	2:03.618	36.968	95	30.704	281	55.946	197	281
9	2:00.563	36.517	99	30.413	281	53.633	196	281	45	2:03.472	37.218	99	30.677	280	55.577	196	280
10	***2:00.065***	***36.033***	100	30.425	281	53.607	195	281	46	2:02.918	36.905	98	30.601	***281***	55.412	197	***281***
11	2:00.379	36.387	99	30.444	***281***	53.548	197	***281***	47	2:03.568	37.136	98	30.689	***281***	55.743	197	***281***
12	2:00.645	36.098	97	30.467	280	54.080	197	280	48	2:02.865	37.050	95	30.653	***281***	55.162	197	***281***
13	2:00.715	36.586	95	30.396	281	53.733	197	281	49	2:03.492	36.981	97	30.930	278	55.581	198	278
14	2:00.250	36.286	98	30.394	281	53.570	197	281	50	2:02.413	37.019	101	30.370	281	55.024	198	281
15	2:00.296	36.053	98	30.434	281	53.809	196	281	51	2:02.444	37.069	98	30.506	281	54.869	198	281
16	2:00.782	36.265	99	30.495	***281***	54.022	197	***281***	52	2:04.560	37.351	100	30.430	279	56.779	197	279
17	2:01.542	36.520	95	30.452	281	54.570	196	281	53	3:19.721	37.337	95	30.596	280	2:11.788		280
18	2:01.774	37.392	93	30.421	280	53.961	196	280	54	2:28.566	57.906	90	32.437	277	58.223	193	277
19	2:00.456	36.313	97	30.335	279	53.808	198	279	55	2:06.931	37.773	95	31.376	278	57.782	195	278
20	13:37.094	36.348	91	30.386	279	12:30.360		279	56	2:08.453	39.661	95	31.174	281	57.618	194	281
21	2:24.757	57.952	97	31.106	278	55.699	197	278	57	2:06.646	38.065	93	31.235	276	57.346	195	276
22	2:03.405	36.898	98	30.787	278	55.720	196	278	58	2:04.824	38.104	97	30.735	280	55.985	196	280
23	2:02.465	37.053	***101***	30.485	279	54.927	197	279	59	2:04.893	37.592	97	30.690	280	56.611	197	280
24	2:01.872	37.126	98	30.451	279	54.295	198	279	60	2:07.688	37.782	99	32.685	279	57.221	195	279
25	2:01.071	36.650	99	30.386	281	54.035	198	281	61	2:08.059	38.690	95	31.354	280	58.015	195	280
26	2:01.101	36.355	97	30.391	281	54.355	200	281	62	2:05.864	37.839	92	30.927	281	57.098	197	281
27	2:01.460	36.761	99	30.516	281	54.183	***200***	281	63	2:06.084	37.895	94	30.817	281	57.372	195	281
28	2:03.069	37.394	95	30.912	275	54.763	199	275	64	2:06.894	38.431	95	30.989	281	57.474	197	281
29	2:01.483	36.749	95	30.332	280	54.402	197	280	65	2:05.717	38.245	97	30.760	280	56.712	195	280
30	2:00.960	36.700	98	30.304	279	53.956	199	279	66	2:06.517	37.894	95	31.380	***281***	57.243	195	***281***
31	2:02.869	36.758	100	***30.107***	280	56.004	199	280	67	2:06.882	38.525	93	30.847	281	57.510	193	281
32	2:53.322	37.476	98	30.596	280	1:45.250		280	68	2:06.535	38.879	97	31.076	281	56.580	195	281
33	2:22.548	57.116	94	30.514	280	54.918	197	280	69	2:05.366	38.383	98	30.731	281	56.252	197	281
34	2:03.793	37.213	98	30.602	281	55.978	197	281	70	2:06.444	37.785	93	30.853	281	57.806	197	281
35	2:02.922	37.205	98	30.562	280	55.155	197	280	71	2:07.640	38.539	95	31.476	278	57.625	195	278
36	2:02.875	37.244	97	30.486	280	55.145	197	280									

350 Duqueine, FRA/ Gorini, FRA/ Lanchere, FRA , **theoretical besttime: 2:00.292**

1	2:23.461	51.418	90	32.824	277	59.219	195	277	44	2:17.143	38.002	100	33.926	193	1:05.215	194	193
2	2:09.089	39.553	95	32.054	272	57.482	196	272	45	3:33.663	39.531	93	32.493	271	2:21.639		271
3	2:05.905	38.203	98	31.612	278	56.090	196	278	46	2:24.466	57.536	100	31.553	272	55.377	195	272
4	2:05.157	37.702	95	31.382	276	56.073	194	276	47	2:04.650	38.021	98	31.090	274	55.539	196	274
5	2:05.673	37.656	96	31.510	276	56.507	196	276	48	2:05.455	38.045	97	31.096	277	56.314	197	277
6	2:05.255	37.518	98	31.292	276	56.445	196	276	49	2:02.639	37.160	***101***	30.772	278	54.707	196	278
7	2:07.917	38.796	94	31.768	274	57.353	196	274	50	2:02.094	36.974	100	30.768	278	54.352	196	278
8	2:05.710	37.846	97	31.433	275	56.431	196	275	51	2:02.591	37.067	100	30.743	279	54.781	197	279
9	2:04.205	37.452	97	31.083	277	55.670	195	277	52	3:04.484	37.252	100	30.673	281	1:56.559		281
10	2:05.189	37.798	95	31.454	278	55.937	198	278	53	2:22.878	57.281	97	30.987	275	54.610	196	275
11	2:05.477	37.711	97	31.563	276	56.203	196	276	54	2:05.568	38.709	95	30.826	277	56.033	194	277
12	2:07.203	37.904	96	31.597	275	57.702	193	275	55	2:01.559	36.719	98	30.542	279	54.298	195	279
13	2:05.993	38.387	98	31.622	276	55.984	196	276	56	2:01.167	36.767	100	30.568	278	***53.832***	196	278
14	2:05.043	37.782	97	31.290	277	55.971	197	277	57	2:01.264	36.541	99	30.505	278	54.218	196	278
15	2:05.329	37.506	95	31.192	279	56.631	195	279	58	***2:00.749***	***36.226***	98	30.502	278	54.021	198	278
16	2:05.987	37.749	95	31.445	277	56.793	195	277	59	2:01.315	36.476	99	30.485	278	54.354	196	278
17	2:06.427	37.950	99	31.280	278	57.197	195	278	60	2:01.214	36.494	100	30.484	278	54.236	196	278
18	2:07.023	39.423	96	31.605	277	55.995	197	277	61	2:01.544	36.866	98	30.471	280	54.207	196	280
19	2:06.559	38.034	96	32.019	250	56.506	198	250	62	2:01.134	36.521	99	30.417	279	54.196	196	279
20	2:05.409	37.673	97	31.502	277	56.234	198	277	63	2:01.083	36.513	99	30.424	280	54.146	197	280
21	2:08.762	40.158	93	31.773	261	56.831	197	261	64	2:01.476	36.701	100	30.444	280	54.331	195	280
22	2:05.330	38.270	90	31.557	280	55.503	198	280	65	2:01.486	36.657	100	30.417	279	54.412	196	279
23	2:05.242	38.335	91	31.427	277	55.480	198	277	66	2:01.463	36.739	100	30.466	280	54.258	196	280
24	2:05.557	38.623	95	31.324	274	55.610	196	274	67	2:01.655	36.875	98	30.562	278	54.218	196	278
25	3:20.704	37.498	96	31.398	275	2:11.808		275	68	2:01.126	36.522	98	30.463	280	54.141	196	280
26	2:24.240	58.139	92	31.244	277	54.857	192	277	69	2:01.308	36.543	99	30.412	281	54.353	198	281
27	2:05.629	38.287	97	31.008	***281***	56.334	194	***281***	70	2:02.919	36.616	100	***30.234***	280	56.069	197	280
28	2:04.238	38.189	95	31.062	279	54.987	196	279	71	2:01.787	36.861	99	30.373	280	54.553	197	280
29	2:02.914	37.070	99	30.879	276	54.965	194	276	72	2:01.292	36.641	99	30.411	280	54.240	196	280

Blancpain Endurance Series

Lap analysis Race

Provisional

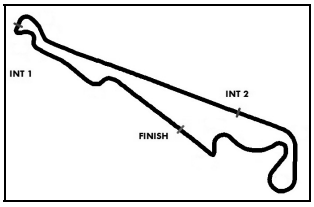

Circuit Paul Ricard Short, Length: 5791 m
Air temperature: 20.0°C
Track temperature: 21.2°C
Weather condition: Dry

Saturday 28.6.2014 19:15

Lap analysis: Race

Lap	Time	SE1	SP1	SE2	SP2	SE3	SP3	TSP	Lap	Time	SE1	SP1	SE2	SP2	SE3	SP3	TSP
30	2:02.936	37.330	99	31.037	276	54.569	195	276	73	2:01.489	36.680	100	30.302	280	54.507	199	280
31	2:03.035	37.268	97	30.916	276	54.851	194	276	74	2:03.189	37.572	89	30.463	280	55.154	197	280
32	2:02.316	36.901	98	30.840	276	54.575	195	276	75	2:01.747	36.848	97	30.542	280	54.357	197	280
33	2:03.133	37.786	96	30.723	278	54.624	196	278	76	2:02.506	37.527	96	30.626	278	54.353	197	278
34	2:03.377	37.014	96	30.765	278	55.598	194	278	77	2:03.606	37.131	96	31.248	274	55.227	198	274
35	2:02.928	37.092	95	31.008	274	54.828	193	274	78	2:01.566	36.552	99	30.321	279	54.693	199	279
36	2:02.525	37.219	100	30.870	275	54.436	197	275	79	2:03.817	37.320	97	30.476	281	56.021	197	281
37	2:02.393	36.938	96	31.010	276	54.445	195	276	80	2:03.886	37.125	94	30.431	281	56.330	196	281
38	2:04.494	38.153	91	31.417	277	54.924	195	277	81	2:05.481	38.242	97	31.091	271	56.148	198	271
39	2:03.828	37.544	100	31.176	267	55.108	195	267	82	2:02.401	36.640	99	30.491	279	55.270	197	279
40	2:04.278	36.972	98	30.826	278	56.480	193	278	83	2:02.742	37.071	98	30.275	280	55.396	198	280
41	2:02.276	37.009	98	30.748	278	54.519	197	278	84	2:04.803	37.900	92	31.136	279	55.767	196	279
42	2:02.594	37.032	100	30.689	278	54.873	195	278	85	2:03.574	37.424	96	30.435	280	55.715	***199***	280
43	2:46.833	37.786	91	30.884	278	1:38.163	192	278									

458 Ehret, FRA/ Mattschull, DEU/ Schmickler, DEU , **theoretical besttime: 2:01.047**

1	2:18.082	48.793	87	31.797	281	57.492	196	281	45	2:03.065	36.842	100	30.283	279	55.940	197	279
2	2:04.642	37.878	95	31.190	279	55.574	195	279	46	2:02.788	36.766	96	30.791	280	55.231	197	280
3	2:03.527	37.028	94	30.920	280	55.579	194	280	47	2:01.817	36.497	102	30.301	279	55.019	196	279
4	2:06.058	37.231	91	31.036	279	57.791	195	279	48	2:01.536	36.547	102	30.283	281	54.706	198	281
5	2:04.824	37.213	94	31.193	280	56.418	197	280	49	2:02.971	36.643	100	30.418	280	55.910	197	280
6	2:03.977	37.300	95	30.971	280	55.706	195	280	50	2:01.942	36.771	101	30.304	279	54.867	195	279
7	2:03.918	37.291	93	31.055	281	55.572	195	281	51	2:01.933	36.693	101	30.512	279	54.728	197	279
8	2:04.300	37.060	97	30.935	281	56.305	193	281	52	2:01.633	36.501	101	30.280	280	54.852	196	280
9	2:03.375	37.123	98	31.007	280	55.245	195	280	53	2:01.875	36.505	101	***30.206***	280	55.164	198	280
10	2:04.374	37.390	95	31.140	281	55.844	197	281	54	2:01.848	36.734	100	30.291	280	54.823	***198***	280
11	2:04.557	37.667	94	31.250	281	55.640	196	281	55	3:32.830	36.855	99	30.265	280	2:25.710		280
12	2:04.304	37.743	97	31.029	280	55.532	195	280	56	2:24.213	58.177	94	30.999	281	55.037	196	281
13	2:02.903	37.067	99	30.780	280	55.056	196	280	57	2:04.138	37.016	99	30.838	280	56.284	196	280
14	2:03.345	37.280	97	30.810	280	55.255	196	280	58	2:03.844	37.765	98	30.632	281	55.447	196	281
15	2:03.295	37.011	97	30.923	280	55.361	195	280	59	2:03.897	37.717	98	30.512	280	55.668	197	280
16	2:03.369	37.035	99	30.880	280	55.454	195	280	60	2:02.276	36.749	98	30.371	281	55.156	197	281
17	2:06.012	37.091	96	31.032	281	57.889	195	281	61	2:03.023	36.783	100	30.556	280	55.684	196	280
18	2:04.395	37.412	94	31.289	280	55.694	197	280	62	2:03.598	37.856	95	30.814	279	54.928	196	279
19	2:04.264	37.184	95	30.899	280	56.181	196	280	63	2:02.151	36.864	98	30.634	280	54.653	197	280
20	2:04.105	37.297	97	31.185	281	55.623	195	281	64	2:02.524	36.939	100	30.375	280	55.210	196	280
21	2:03.752	37.100	98	30.905	280	55.747	195	280	65	2:03.055	37.575	99	30.632	279	54.848	198	279
22	2:04.620	37.299	96	31.573	280	55.748	194	280	66	2:01.832	36.604	100	30.407	280	54.821	197	280
23	2:03.684	37.230	97	31.026	281	55.428	196	281	67	2:02.708	36.675	100	30.457	279	55.576	198	279
24	3:30.673	37.072	96	31.357	280	2:22.244		280	68	2:02.498	36.808	100	30.515	280	55.175	196	280
25	2:23.825	57.678	97	30.964	279	55.183	196	279	69	2:02.619	37.175	100	30.506	279	54.938	197	279
26	2:02.346	36.831	100	30.546	281	54.969	196	281	70	2:02.132	36.793	96	30.392	281	54.947	198	281
27	2:01.646	36.542	100	30.560	278	54.544	196	278	71	2:03.325	37.376	96	30.750	281	55.199	197	281
28	***2:01.528***	***36.355***	101	30.687	279	***54.486***	195	279	72	2:03.674	36.920	97	30.762	269	55.992	197	269
29	2:01.879	36.391	102	30.530	279	54.958	196	279	73	2:02.678	37.205	96	30.634	280	54.839	197	280
30	2:02.342	36.837	100	30.621	280	54.884	196	280	74	2:02.735	37.084	95	30.610	279	55.041	197	279
31	2:01.633	36.638	***103***	30.469	279	54.526	196	279	75	2:02.565	36.681	96	30.879	281	55.005	198	281
32	2:02.015	36.591	100	30.487	280	54.937	197	280	76	2:02.899	36.770	97	30.709	280	55.420	198	280
33	2:02.201	36.421	101	30.215	280	55.565	197	280	77	2:03.591	37.116	98	30.899	280	55.576	198	280
34	2:02.289	37.106	100	30.570	280	54.613	197	280	78	2:03.806	37.305	95	30.792	281	55.709	197	281
35	2:02.424	36.949	100	30.361	279	55.114	195	279	79	2:03.609	37.507	96	30.888	***281***	55.214	198	***281***
36	2:02.339	36.736	101	30.364	280	55.239	196	280	80	2:02.889	37.122	97	30.706	280	55.061	197	280
37	2:03.012	36.619	97	30.427	278	55.966	197	278	81	2:05.752	38.472	81	31.892	280	55.388	197	280
38	2:05.440	38.147	100	30.938	251	56.355	197	251	82	2:04.644	38.408	96	31.035	281	55.201	197	281
39	2:02.002	36.979	102	30.310	279	54.713	197	279	83	2:05.044	38.204	94	31.112	279	55.728	198	279
40	2:02.298	36.912	101	30.295	280	55.091	196	280	84	2:02.900	36.982	100	30.776	280	55.142	197	280
41	2:03.034	37.530	99	30.516	281	54.988	197	281	85	2:05.412	38.971	92	31.005	276	55.436	197	276
42	2:02.146	36.974	102	30.370	280	54.802	198	280	86	2:04.237	37.574	96	30.732	281	55.931	195	281
43	2:01.595	36.642	101	30.262	280	54.691	198	280									
44	2:02.778	36.719	100	31.113	279	54.946	197	279									

Blancpain Endurance Series

Lap analysis Race

Provisional

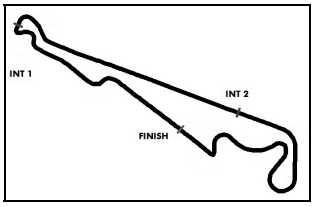

Circuit Paul Ricard Short, Length: 5791 m
Air temperature: 20.0°C
Track temperature: 21.2°C
Weather condition: Dry

Saturday 28.6.2014 19:15

Lap analysis: Race

Lap	Time	SE1	SP1	SE2	SP2	SE3	SP3	TSP	Lap	Time	SE1	SP1	SE2	SP2	SE3	SP3	TSP

Blancpain Endurance Series

Vmax list Race

Provisional

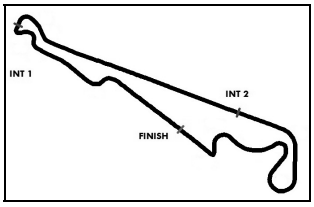

Circuit Paul Ricard Short, Length: 5791 m
Air temperature: 20.0°C
Track temperature: 21.2°C
Weather condition: Dry

Saturday 28.6.2014 19:15

Nr	Team, Car, Driver, Nat	Top speed
80	**Nissan GT Academy Team RJN, Nissan GT-R Nismo GT3**	
	McMillen Nick , GBR	289,54 km/h
	Strauss Florian , DEU	
	Buncombe Alex , GBR	
14	**Emil Frey Racing, Emil Frey G3 Jaguar**	
	Frey Lorenz , CHE	285,71 km/h
	Gardel Gabriele , CHE	
	Barth Fredy , CHE	
35	**Nissan GT Academy Team RJN, Nissan GT-R Nismo GT3**	
	Aksenov Stanislav , RUS	284,96 km/h
	Faisca Miguel , PRT	
	Chiyo Katsumasa , JPN	
85	**HTP Motorsport, Mercedes SLS AMG GT3**	
	Wolf Luca , DEU	284,21 km/h
	Afanasiev Sergei , RUS	
	Dusseldorp Stef , NLD	
84	**HTP Motorsport, Mercedes SLS AMG GT3**	
	Primat Harold , CHE	281,98 km/h
	Verdonck Nico , BEL	
	Buhk Maximilian , DEU	
91	**Scuderia Villorba Corse, Ferrari 458 Italia**	
	Mezard Cedric , FRA	281,98 km/h
	Perrodo Francois , FRA	
70	**Graff Racing, Porsche 997 GT3 R**	
	Martins Lonni , FRA	281,98 km/h
	Trouillet Eric , FRA	
	Berville Roland , FRA	
18	**Black Falcon, Mercedes SLS AMG GT3**	
	Loboda Mikail , RUS	281,98 km/h
	Loboda Yuri , RUS	
	Lunkin Vladimir , RUS	
99	**ART Grand Prix, McLaren MP4-12C**	
	Korjus Kevin , EST	281,98 km/h
	Soucek Andy , ESP	
	Estre Kevin , FRA	
98	**ART Grand Prix, McLaren MP4-12C**	
	Demoustier Gregoire , FRA	281,25 km/h
	Lapierre Nicolas , FRA	
	Parente Alvaro , PRT	
90	**Scuderia Villorba Corse, Ferrari 458 Italia**	
	Rizzoli Andrea , ITA	281,25 km/h
	Gai Stefano , ITA	
	Castellacci Francesco , MCO	

Blancpain Endurance Series

Vmax list Race

Provisional

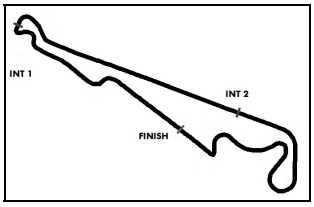

Circuit Paul Ricard Short, Length: 5791 m
Air temperature: 20.0°C
Track temperature: 21.2°C
Weather condition: Dry

Saturday 28.6.2014 19:15

Nr	Team, Car, Driver, Nat	Top speed
50	**AF Corse, Ferrari 458 Italia**	
	Danyliw Andrew , CDN	281,25 km/h
	Sonvico Andrea , ITA	
	Knap Simon , NLD	
42	**Sport Garage, Ferrari 458 Italia**	
	Vannelet Gilles , FRA	281,25 km/h
	Albert Michael , BEL	
	Lemeret Stephane , BEL	
17	**Insightracing with Flex-Box, Ferrari 458 Italia**	
	Andersen Dennis , DNK	281,25 km/h
	Jensen Martin , DNK	
458	**GT Corse by Rinaldi, Ferrari 458 Italia**	
	Ehret Pierre , FRA	281,25 km/h
	Mattschull Alexander , DEU	
	Schmickler Frank , DEU	
51	**AF Corse, Ferrari 458 Italia**	
	Barreiros Filipe , PRT	281,25 km/h
	Mann Peter , GBR	
	Guedes Francisco , PRT	
350	**Duqueine Engineering, Ferrari 458 Italia**	
	Duqueine Gilles , FRA	281,25 km/h
	Gorini Leonardo , FRA	
	Lanchere Paul , FRA	
111	**Kessel Racing, Ferrari 458 Italia**	
	Earle Stephen , USA	281,25 km/h
	Caccia Beniamino , ITA	
	Kremer Freddy , DEU	
41	**Sport Garage, Ferrari 458 Italia**	
	Debs Sylvain , FRA	281,25 km/h
	Cabannes George , FRA	
	Delhez Bernard , BEL	
49	**AF Corse, Ferrari 458 Italia**	
	Blank Howard , USA	281,25 km/h
	Bachelier Jan Marc , FRA	
	Mallegol Yannick , FRA	
11	**Kessel Racing, Ferrari 458 Italia**	
	Broniszewski Michael , POL	281,25 km/h
	Bonacini Alessandro , ITA	
	Frezza Marco , ITA	
333	**GT Corse by Rinaldi, Ferrari 458 Italia**	
	Solikhov Rinat , RUS	281,25 km/h
	Kogay Vadim , RUS	
	Seefried Marco , DEU	

Blancpain Endurance Series

Vmax list Race

Provisional

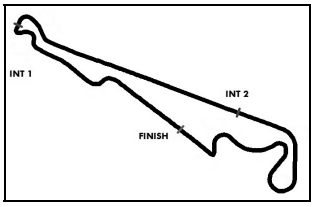

Circuit Paul Ricard Short, Length: 5791 m
Air temperature: 20.0°C
Track temperature: 21.2°C
Weather condition: Dry

Saturday 28.6.2014 19:15

Nr	Team, Car, Driver, Nat	Top speed
19	**Black Falcon, Mercedes SLS AMG GT3**	
	Haupt Hubert , DEU	280,52 km/h
	Al Faisal Abdulaziz , SAU	
	Simonsen Andreas , SWE	
15	**Boutsen Ginion, McLaren MP4-12C**	
	Ojjeh Karim A. , SAU	280,52 km/h
	Grotz Oliver ,	
	Vervisch Frederic , BEL	
93	**Pro GT by Almeras, Porsche 997 GT3 R**	
	Dermont Eric , FRA	279,79 km/h
	Perera Franck , FRA	
55	**Brothers Racing Team, Audi R8 LMS Ultra**	
	Zheng Sun , CHN	279,79 km/h
	Cheng Congfu , CHN	
	Couto Andre , MAC	
16	**Boutsen Ginion, McLaren MP4-12C**	
	Sarkissian Shahan , LIB	279,07 km/h
	Demirdjan Alex , LIB	
	van der Drift Chris , NZL	
22	**Team Parker Racing, Audi R8 LMS Ultra**	
	Jones Chris , GBR	279,07 km/h
	Loggie Ian , GBR	
	Westwood Julian , GBR	
26	**Sainteloc Racing, Audi R8 LMS Ultra**	
	Sandstroem Edward , SWE	278,35 km/h
	Ortelli Stephane , MCO	
	Guilvert Gregory , FRA	
38	**MP Motorsport AMR, Aston Martin Vantage GT3**	
	Poole Mark , GBR	278,35 km/h
	Abra Richard , GBR	
	Osborne Joe , GBR	
8	**M-Sport Bentley, Bentley Continental GT3**	
	D Ambrosio Jerome , BEL	278,35 km/h
	Tappy Duncan , GBR	
	Leclerc Antoine , FRA	
3	**Belgian Audi Club Team WRT, Audi R8 LMS Ultra**	
	Mies Christopher , DEU	276,92 km/h
	Nash James , GBR	
	Stippler Frank , DEU	
25	**Sainteloc Racing, Audi R8 LMS Ultra**	
	Lagniez Jean - Claude , FRA	276,92 km/h
	Gosselin Claude - Yves , FRA	
	Sourd Marc , FRA	

Blancpain Endurance Series

Vmax list Race

Provisional

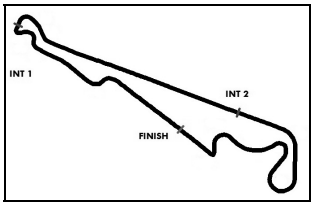

Circuit Paul Ricard Short, Length: 5791 m
Air temperature: 20.0°C
Track temperature: 21.2°C
Weather condition: Dry

Saturday 28.6.2014 19:15

Nr	Team, Car, Driver, Nat	Top speed
44	**Oman Racing Team, Aston Martin Vantage GT3**	
	Caine Michael , GBR	276,92 km/h
	Al Harthy Ahmad , OMA	
	Jelley Stephen , GBR	
7	**M-Sport Bentley, Bentley Continental GT3**	
	Smith Guy , GBR	275,51 km/h
	Meyrick Andy , GBR	
	Kane Steven , GBR	
4	**Belgian Audi Club Team WRT, Audi R8 LMS Ultra**	
	Kelders Christian , FRA	275,51 km/h
	Blanchemain Jean Luc , FRA	
	Hirschi Pierre , CHE	
79	**Ecurie Ecosse, BMW Z4**	
	Smith Andrew , GBR	274,81 km/h
	McCaig Alasdair , GBR	
	Bryant Oliver , GBR	
12	**TDS Racing, BMW Z4**	
	Hassid Henry , FRA	274,11 km/h
	Catsburg Nick , NLD	
2	**Belgian Audi Club Team WRT, Audi R8 LMS Ultra**	
	Teneketzian Harry , FRA	274,11 km/h
	Pourquie Stephane , FRA	
	Chaix Gregoire , FRA	
1	**Belgian Audi Club Team WRT, Audi R8 LMS Ultra**	
	Ramos Cesar , BRA	273,42 km/h
	Basseng Marc , DEU	
	Vanthoor Laurens , BEL	
43	**ROAL Motorsport, BMW Z4**	
	Comandini Stephane , ITA	273,42 km/h
	Amos Eugenio , ITA	
	Colombo Stefano , ITA	
10	**TDS Racing, BMW Z4**	
	Clement Eric , FRA	272,04 km/h
	Lariche Benjamin , FRA	
	Armindo Nicolas , FRA	

Blancpain Endurance Series

Lap chart Race

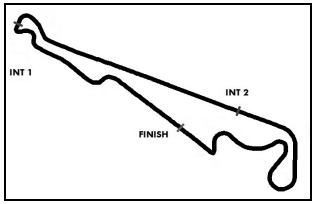

Saturday 28.6.2014 19:15

Circuit Paul Ricard Short, Length: 5791 m

POS	1	2	3	4	5	6	7	8	9	10	11	12	13	14	15	16	17	18	19	20	21	22	23	24	25	26	27	28	29	30	31	32	33	34	35	36	37	38	39	40	41	42	43
LAP 1	98	35	85	26	7	333	84	8	90	12	19	3	11	17	93	10	44	1	43	70	38	55	42	50	16	458	14	15	91	18	79	80	4	51	350	22	49	41	111	25	2	.99	
LAP 2	98	35	85	26	7	333	84	8	90	12	19	3	11	17	93	10	44	1	43	70	38	42	55	50	16	458	14	15	91	79	18	80	4	22	51	49	41	350	111	2	25		
LAP 3	98	35	85	7	26	333	84	8	90	12	3	19	11	17	93	44	43	1	70	38	42	50	55	16	458	14	91	80	15	79	18	4	22	49	51	41	350	111	25	2			
LAP 4	98	35	85	7	26	333	84	8	90	12	3	19	11	17	93	44	43	70	1	42	38	50	55	16	91	80	14	458	15	79	18	4	22	49	51	41	350	111	25	2			
LAP 5	98	35	85	7	333	26	84	8	90	12	3	19	11	17	93	44	43	70	42	1	38	55	50	91	80	16	14	79	458	15	18	4	22	49	51	41	350	111	25	2			
LAP 6	98	35	85	7	333	26	8	84	90	12	3	19	11	17	93	44	70	43	42	1	38	55	50	80	91	14	16	79	458	15	18	4	22	49	51	41	350	111	25	2			
LAP 7	98	35	85	7	333	26	8	84	90	12	3	19	11	17	93	44	70	42	43	38	1	55	80	50	91	79	14	16	458	15	18	49	22	51	41	111	350	25	4	2			
LAP 8	98	35	85	7	333	26	8	84	90	12	3	19	11	17	44	93	70	42	43	38	1	55	80	50	91	79	14	16	458	15	18	49	22	51	111	41	350	25	4	2			
LAP 9	98	35	85	7	333	8	26	84	90	12	3	19	11	17	44	93	70	38	42	43	55	1	80	50	91	79	16	14	458	15	18	49	22	51	111	41	350	4	25	2			
LAP 10	98	35	85	7	333	8	84	26	90	12	3	19	11	17	44	93	70	38	43	42	80	1	55	50	91	79	16	14	15	458	18	49	22	51	111	41	350	25	4	2			
LAP 11	98	35	85	7	333	8	84	90	26	12	3	19	11	17	44	93	70	38	42	80	43	55	1	50	91	79	16	14	15	458	49	18	22	51	111	41	350	25	4	2			
LAP 12	98	35	85	7	333	8	84	90	26	12	3	19	11	44	17	93	70	80	42	38	55	43	1	50	79	91	16	14	15	49	458	18	22	51	111	41	4	25	350	.2'			
LAP 13	98	35	85	7	333	8	84	90	26	12	3	19	11	44	17	93	80	70	42	38	43	55	1	50	91	79	16	14	15	49	458	18	22	51	111	4	41	25	350	2'			
LAP 14	98	35	85	7	333	8	84	90	26	12	3	19	11	44	17	80	93	70	42	38	43	55	1	79	50	91	16	14	15	49	458	18	22	51	111	4	41	350	25	2'			
LAP 15	98	35	85	7	333	8	84	90	26	12	3	19	11	44	80	17	70	93	42	38	43	1	55	79	91	50	16	14	15	49	458	18	22	51	111	4	41	350	25	2'			
LAP 16	98	35	85	7	333	84	8	90	26	12	3	19	11	44	80	17	70	93	42	38	43	55	1	79	91	50	16	14	15	49	458	18	22	51	111	4	41	350	25	2'			
LAP 17	98	35	85	7	333	84	8	90	26	12	3	19	11	44	80	70	17	93	42	38	43	55	1	79	91	50	16	14	15	49	18	22	458	51	111	4	41	350	25'	2'			
LAP 18	98	35	85	7	84	333	8	90	26	12	3	19	11	44	80	70	17	42	38	93	43	55	1	79	91	50	16	15	49	14	18	22	458	51	111	4	41'	350'	25'	2'			
LAP 19	98	35	85	7	84	333	8	90	26	12	3	19	11	44	80	70	42	17	38	93	55	43	1	79	91	50	16	15	49	14	22	18	458	51	111	4'	41'	350'	25'	2'			
LAP 20	98	35	7	85	84	8	26	90	12	3	19	11	44	80	70	42	17	38	55	93	43	79	1	91	50	16	15	49	22	14	18	458	51	111	4'	41'	350'	25'	.333'	2'			
LAP 21	98	35	7	85	84	8	26	90	12	3	19	11	44	70	42	17	38	55	43	79	1	93	91	50	80	16	15	49	22	18	14	458	51	111	4'	41'	25'	350'	333'	2'			
LAP 22	98	35	7	85	84	8	26	90	3	12	11	19	44	70	42	38	17	55	43	79	1	93	91	50	80	16	15	49	22	18	458	14	111	51	4'	41'	25'	350'	333'	.2'			
LAP 23	98	35	7	85	84	8	26	90	3	12	11	44	.19	42	70	38	17	55	43	79	93	91	50	80	.1	16	15	49	22	18	458	14	111	51	4'	25'	350'	41'	333'	2'			
LAP 24	98	35	7	85	84	8	26	90	3	12	11	44	42	70	38	17	43	79	93	91	50	80	.55	16	15	49	22	18	14	111	51	19'	4'	350'	25'	41'	1'	.458'	333'	2'			
LAP 25	98	35	7	85	84	8	26	90	3	12	11	44	42	70	38	17	43	79	91	93	80	16	.50	15	49	22	18	111'	51'	14'	19'	4'	25'	1'	41'	55'	458'	.350'	333'	2'			
LAP 26	98	35	7	85	84	8	26	90	3	12	11	.44	42	70	38	17	43	79	91	80	16	.93	15	49	22	18	111'	51'	14'	19'	4'	1'	25'	50'	41'	55'	458'	350'	333'	2'			
LAP 27	98	35	7	85	84	8	26	90	3	12	11	42	70	38	79	.43	80	.17	16	15	49	22	18	111'	14'	.51'	19'	4'	44'	1'	50'	93'	.91'	41'	55'	458'	.25'	350'	333'	2'			
LAP 28	98	35	7	85	84	8	26	90	12	.3	.11	42	70	38	79	80	16	15	49	22	18'	111'	19'	44'	4'	43'	1'	50'	93'	17'	55'	91'	458'	51'	350'	.41'	25'	333'	.14'	2'			
LAP 29	98	7	35	85	84	8	26	90	12	42	70	38	79	80	16	49	22	3	18'	11'	19'	.111'	44'	43'	4'	1'	50'	93'	17'	55'	.15'	91'	458'	51'	350'	25'	41'	333'	14'	2'			
LAP 30	98	7	35	85	84	26	90	.8	12	42	70	38	79	80	16	49	3	18	.22'	11'	19'	44'	43'	50'	1'	4'	93'	17'	55'	91'	15'	458'	111'	51'	350'	25'	41'	333'	14'	2'			
LAP 31	7	.98	35	84	.85	90	42	38	70	79	.26	80	.12	8	3	18	.49	11'	19'	44'	50'	1'	43'	93'	17'	4'	55'	91'	15'	458'	111'	22'	51'	350'	25'	.16'	41'	333'	14'	2'			
LAP 32	84	.7	.35	90	38	79	98	80	85	26	8	3	12	11'	.18'	19'	.42'	44'	50'	1'	93'	.70'	43'	17'	55'	.4'	91'	15'	458'	49'	111'	22'	51'	350'	25'	41'	16'	.333'	14'	2'			
LAP 33	84	98	7	.79	85	.80	26	35	8	.90	3	12	11	19	.38'	44'	50'	1'	93'	43'	17'	42'	55'	70'	91'	458'	15'	49'	111'	22'	51'	4'	350'	25'	41'	16'	14'	333'	2'				
LAP 34	.84	98	7	85	26	8	35	3	12	90	11	19	44	50	93	1	43	17	42	38	55	79	70	80	458'	91'	15'	49'	111'	51'	22'	350'	4'	25'	16'	41'	333'	14'	2'				
LAP 35	98	7	85	84	26	8	35	12	3	90	11	19	44	50	93	1	43	17	42	55	38	79	70	80	458'	91'	15'	49'	111'	51'	22'	350'	4'	25'	16'	41'	333'	14'	.2'				
LAP 36	98	7	85	84	26	8	35	12	3	90	11	19	44	50	93	1	43	17	42	55	38	79	70	80'	458'	91'	15'	49'	111'	51'	22'	350'	4'	25'	16'	41'	333'	14'					
LAP 37	98	7	85	84	8	26	35	12	3	90	19	11	44	50	93	1	43	17	42	55	79	38	70	80'	458'	91'	15'	49'	111'	51'	22'	350'	4'	25'	16'	41'	333'	14'					

. - PIT STOP ' - LAP BEHIND

Blancpain Endurance Series

Lap chart Race

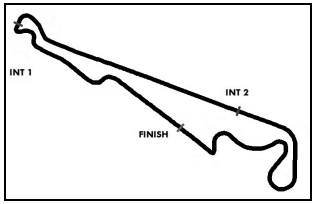

Saturday 28.6.2014 19:15

Circuit Paul Ricard Short, Length: 5791 m

POS	1	2	3	4	5	6	7	8	9	10	11	12	13	14	15	16	17	18	19	20	21	22	23	24	25	26	27	28	29	30	31	32	33	34	35	36	37	38	39	40	41	42	43
LAP 38	98	7	85	84	8	26	12	35	3	90	19	11	.44	50	93	1	43	17	42	55	79	38	70	80'	458'	15'	91'	49'	51'	111'	22'	350'	4'	25'	16'	41'	333'	14'					
LAP 39	98	7	85	84	8	26	12	35	3	90	19	11	93	50	1	43	17	42	55	79	38	70'	80'	458'	15'	91'	51'	111'	22'	350'	49'	4'	25'	41'	.16'	44'	333'	14'					
LAP 40	98	7	85	84	8	26	12	35	3	90	19	11	93	50	1	17	43	42	55	79	38	70'	80'	458'	15'	91'	51'	111'	22'	350'	49'	4'	25'	41'	44'	16'	333'	14'					
LAP 41	98	7	85	84	26	12	35	3	90	19	11	93	50	17	43	1	42	55	79	38	70'	80'	458'	15'	91'	51'	111'	22'	350'	49'	4'	25'	41'	44'	16'	333'	14'						
LAP 42	98	7	85	84	26	12	35	3	90	19	11	93	50	17	43	1	42	55	79	38	70'	80'	458'	15'	91'	51'	111'	22'	350'	49'	4'	25'	41'	44'	16'	333'	14'						
LAP 43	98	7	85	84	26	12	35	3	90	19	11	93	50	17	43	1	42	55	79	38	70'	80'	458'	15'	91'	51'	111'	22'	4'	49'	350'	25'	41'	44'	16'	333'	14'						
LAP 44	98	7	85	84	26	12	35	3	90	19	11	93	50	17	1	43	42	55	79	38	70'	80'	458'	15'	91'	51'	111'	22'	4'	.49'	350'	25'	41'	44'	16'	333'	14'						
LAP 45	7	98	85	84	26	12	35	3	90	19	11	93	50	17	1	43	42	55	79	38'	70'	80'	458'	15'	91'	51'	111'	22'	4'	25'	41'	44'	.350'	16'	49'	333'	14'						
LAP 46	7	98	85	84	26	12	3	35	90	19	11	93	50	17	1	43	42	55	79	38'	70'	80'	458'	15'	91'	51'	111'	22'	4'	25'	44'	41'	350'	16'	49'	333'	14'						
LAP 47	7	98	85	84	26	12	3	90	35	19	11	93	50	17	1	43	42	55	79	38'	70'	80'	458'	15'	91'	51'	111'	22'	4'	25'	44'	41'	350'	16'	49'	333'	14'						
LAP 48	7	98	85	84	12	26	3	90	35	19	11	93	50	17	43	1	42	55	79	.38'	70'	80'	458'	15'	91'	51'	111'	22'	4'	25'	44'	41'	350'	16'	49'	333'	14'						
LAP 49	7	98	85	84	12	26	90	3	35	19	11	93	50	17	43	1	42	55	79	458'	80'	38'	91'	15'	51'	111'	22'	4'	25'	44'	41'	350'	16'	49'	333'	14'	.70'						
LAP 50	7	98	85	12	84	26	90	3	35	19	11	93	17	50	43	1	42	55	79	458'	80'	38'	91'	15'	51'	111'	22'	4'	25'	44'	41'	350'	16'	49'	333'	.14'	70'						
LAP 51	7	98	85	12	84	26	90	3	35	19	11	93	17	50	43	1	42	55	79	458'	80'	38'	91'	15'	51'	111'	22'	4'	25'	44'	41'	350'	16'	49'	333'	14'	70'						
LAP 52	7	98	85	12	84	26	90	3	35	19	11	93	17	50	43	1	42	55	79	458'	80'	38'	15'	91'	51'	111'	22'	4'	25'	44'	41'	16'	49'	.350'	333'	14'	70'						
LAP 53	7	98	85	12	26	84	90	3	11	19	35	93	17	50	43	1	42	55	79	458'	80'	38'	15'	91'	51'	111'	22'	4'	25'	44'	41'	16'	.49'	350'	.333'	14'	.70'						
LAP 54	7	98	12	26	84	.85	90	3	11	19	93	.35	17	50	42	1	55	79	.43'	458'	80'	15'	51'	.38'	111'	22'	.4'	.91'	44'	25'	41'	350'	.16'	49'	333'	14'	.70'						
LAP 55	7	98	12	26	84	90	3	11	.19	93	17	50	1	85	.55	.79	35'	.42'	.80'	43'	51'	.458'	38'	111'	.22'	.15'	44'	91'	4'	.25'	350'	.41'	16'	49'	333'	14'							
LAP 56	98	.7	12	26	.84	90	3	.11	93	17	50	1	85	35'	19'	43'	42'	79'	55'	.51'	38'	80'	111'	458'	15'	.44'	91'	4'	22'	350'	25'	41'	16'	49'	333'	14'							
LAP 57	.98	12	26	90	3	93	17	7	.50	84	85	.1	35'	11'	19'	43'	42'	79'	55'	38'	80'	111'	458'	15'	51'	91'	4'	22'	44'	350'	25'	41'	16'	49'	333'	14'							
LAP 58	12	26	90	.3	93	17	7	98	84	85	35'	11'	19'	50'	43'	42'	79'	1'	55'	38'	80'	111'	458'	15'	51'	91'	4'	22'	44'	350'	25'	41'	16'	49'	333'	14'							
LAP 59	12	26	90	17	.93	7	98	84	85	3	35'	11'	19'	50'	43'	42'	79'	1'	55'	38'	80'	458'	.111'	15'	51'	91'	4'	22'	44'	350'	25'	41'	16'	49'	333'	14'							
LAP 60	12	26	7	98	.17	.90	84	85	3	11'	35'	19'	93'	50'	43'	79'	42'	1'	55'	38'	80'	458'	15'	51'	111'	91'	22'	4'	44'	350'	25'	41'	16'	49'	333'	14'							
LAP 61	12	7	98	.26	84	85	90	3	11'	35'	19'	93'	50'	17'	79'	42'	1'	.43'	55'	38'	80'	458'	15'	51'	91'	111'	22'	4'	44'	350'	25'	41'	16'	49'	333'	14'							
LAP 62	12	7	98	84	26	85	90	3	11	35	19	93	50	79	17	42'	1'	55'	38'	80'	43'	458'	15'	51'	91'	111'	22'	4'	44'	350'	25'	16'	41'	49'	333'	14'							
LAP 63	7	98	.12	84	85	26	90	3	11	35	19	93	50	79	42'	17'	1'	55'	38'	80'	43'	458'	15'	51'	91'	111'	22'	4'	44'	350'	25'	16'	41'	49'	333'	14'							
LAP 64	7	98	84	85	26	12	90	3	11	35	19	93	50	79	42'	17'	1'	55'	38'	80'	43'	458'	15'	51'	91'	22'	111'	4'	44'	350'	25'	16'	41'	49'	333'	14'							
LAP 65	7	98	84	85	26	12	90	3	11	35	19	50	93	79	42'	1'	17'	55'	80'	38'	43'	458'	15'	51'	91'	22'	111'	4'	44'	350'	25'	16'	41'	49'	333'	14'							
LAP 66	7	98	84	85	26	12	90	3	11	35	19	50	93	79'	42'	1'	17'	55'	80'	38'	43'	458'	15'	51'	91'	22'	111'	4'	44'	350'	16'	25'	41'	.49'	333'	14'							
LAP 67	7	98	84	85	26	12	90	3	11	35	19	50	93	79'	42'	1'	17'	55'	80'	38'	43'	458'	15'	51'	91'	22'	111'	4'	44'	350'	16'	25'	41'	14'	333'	49'							
LAP 68	7	98	84	85	26	12	90	3	11	35	19	50	93	79'	42'	1'	17'	55'	80'	38'	43'	458'	15'	51'	91'	22'	111'	4'	44'	350'	16'	25'	41'	14'	333'	49'							
LAP 69	7	98	84	85	26	12	90	3	11	35	19	50	93	79'	42'	1'	17'	55'	80'	38'	43'	458'	15'	51'	91'	22'	111'	4'	44'	350'	16'	25'	41'	14'	333'	49'							
LAP 70	7	98	84	85	26	12	90	3	11	35	19	50	93	79'	1'	42'	17'	55'	80'	38'	43'	458'	15'	51'	91'	22'	111'	44'	4'	350'	16'	25'	41'	14'	333'	49'							
LAP 71	7	98	84	85	26	12	90	3	11	35	19	50	93	79'	1'	42'	17'	55'	80'	38'	43'	458'	15'	51'	91'	22'	111'	44'	4'	350'	16'	25'	41'	14'	333'	49'							
LAP 72	7	98	84	85	26	12	90	3	35	19	11	50	93	79'	1'	42'	17'	55'	80'	38'	43'	458'	15'	51'	91'	22'	111'	44'	4'	350'	16'	25'	41'	14'	49'								
LAP 73	7	98	84	85	26	12	90	3	35	19	11	50	93'	79'	1'	42'	17'	55'	80'	38'	43'	458'	15'	51'	91'	22'	111'	44'	350'	4'	16'	25'	41'	14'	49'								
LAP 74	7	98	84	85	26	12	90	3	35	19	11	50	79'	93'	1'	42'	17'	55'	80'	38'	43'	458'	15'	51'	91'	22'	111'	44'	350'	4'	16'	41'	25'	14'	49'								

. - PIT STOP ' - LAP BEHIND

Blancpain Endurance Series

Lap chart Race

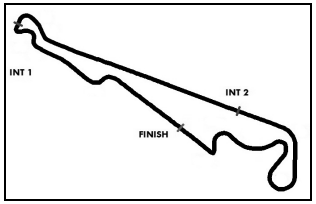

Saturday 28.6.2014 19:15

Circuit Paul Ricard Short, Length: 5791 m

POS	1	2	3	4	5	6	7	8	9	10	11	12	13	14	15	16	17	18	19	20	21	22	23	24	25	26	27	28	29	30	31	32	33	34	35	36	37	38	39	40	41	42	43
LAP 75	7	98	84	85	26	12	90	3	35	19	11	50	79'	93'	1'	42'	17'	55'	80'	38'	43'	458'	15'	51'	91'	.22'	44'	111'	350'	4'	16'	41'	25'	14'	49'								
LAP 76	7	98	84	85	26	12	90	3	35	19	11	50	79'	93'	1'	42'	17'	80'	55'	38'	43'	458'	15'	51'	91'	44'	111'	350'	4'	16'	41'	25'	14'	49'	22'								
LAP 77	7	98	84	85	26	12	90	3	35	19	50	79'	93'	1'	42'	17'	80'	55'	38'	43'	458'	15'	51'	91'	44'	111'	350'	4'	16'	41'	25'	14'	49'	22'									
LAP 78	7	98	84	85	26	12	90	3	35	19	50	79'	93'	1'	42'	17'	55'	38'	80'	43'	458'	15'	51'	91'	44'	111'	350'	4'	16'	41'	25'	14'	49'	22'									
LAP 79	7	98	84	85	26	12	90	3	19	35	50	79'	93'	1'	42'	17'	55'	38'	80'	43'	458'	15'	51'	91'	44'	350'	111'	4'	16'	41'	25'	14'	49'	.22'									
LAP 80	7	98	84	85	26	12	90	3	19	35	50	79'	1'	93'	42'	17'	55'	38'	43'	80'	458'	15'	51'	91'	.44'	350'	111'	4'	16'	41'	25'	14'	.49'										
LAP 81	7	98	84	85	26	12	90	3	19	35	50	79'	1'	93'	42'	55'	17'	38'	43'	.80'	458'	15'	51'	91'	350'	111'	4'	16'	41'	25'	44'	14'											
LAP 82	7	98	84	85	26	12	3	90	19	35	50	79'	1'	93'	42'	55'	17'	38'	43'	458'	15'	80'	51'	91'	350'	111'	4'	16'	41'	25'	44'	.14'											
LAP 83	7	98	84	85	26	12	3	90	19	35	50	79'	1'	93'	42'	55'	17'	38'	43'	458'	15'	80'	51'	91'	350'	111'	4'	16'	41'	25'	44'												
LAP 84	7	98	84	85	26	12	3	90	19	35	50	79'	1'	93'	42'	55'	17'	38'	43'	458'	15'	80'	51'	91'	350'	111'	4'	16'	41'	.44'	.25'												
LAP 85	7	98	84	85	26	12	3	90	19	35	50	79'	1'	42'	93'	55'	17'	38'	43'	458'	15'	80'	51'	91'	350'	111'	.4'	.16'	.41'														
LAP 86	7	98	85	84	26	12	3	90	19	35	50	79'	1'	42'	93'	55'	38'	17'	43'	458'	15'	80'	51'	.350'	.111'																		
LAP 87	7	98	84	85	26	12	3	90	19	35	50	79'	1'	42'	93'	55'	38'	17'	43'	.458'	.15'	.80'																					
LAP 88	7	98	85	84	26	12	3	90	19	35	50	.79	.1	.93	.42	.55	.38	.17	.43																								

. - PIT STOP ' - LAP BEHIND

Blancpain Endurance Series

Pit stops Race

Provisional

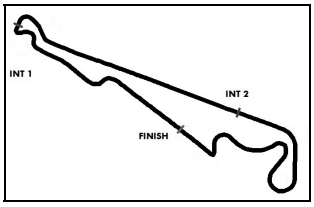

Circuit Paul Ricard Short, Length: 5791 m
Air temperature: 20.0°C
Track temperature: 21.2°C
Weather condition: Dry

Saturday 28.6.2014 19:15

Nr	Driver in	Day time in	Time in	Driver out	Day time out	Time out	Nett Time
99	Kevin Estre	19:17:00	2:46.594				
2	Gregoire Chaix	19:40:48	26:34.582	Stephane Pourquie	21:25:28	2:11:14.550	1:44:39.968
333	Marco Seefried	19:55:03	40:49.547	Rinat Solikhov	20:06:30	52:16.480	11:26.933
19	Abdulaziz Al Faisal	20:01:03	46:49.301	Hubert Haupt	20:02:43	48:28.705	1:39.404
1	Marc Basseng	20:01:29	47:15.593	Cesar Ramos	20:02:54	48:40.343	1:24.750
55	Sun Zheng	20:03:30	49:16.385	Sun Zheng	20:05:19	51:05.568	1:49.183
458	Pierre Ehret	20:04:08	49:54.399	Alexander Mattschull	20:05:54	51:40.539	1:46.140
50	Andrew Danyliw	20:05:40	51:25.969	Simon Knap	20:07:07	52:53.326	1:27.357
350	Gilles Duqueine	20:07:00	52:46.394	Gilles Duqueine	20:08:38	54:23.787	1:37.393
44	Ahmad Al Harthy	20:07:12	52:58.230	Stephen Jelley	20:09:03	54:49.577	1:51.347
93	Eric Dermont	20:07:42	53:28.426	Franck Perera	20:09:13	54:58.897	1:30.471
43	Stephane Comandini	20:09:36	55:22.301	Stephane Comandini	20:11:05	56:51.137	1:28.836
17	Dennis Andersen	20:09:38	55:23.969	Martin Jensen	20:11:17	57:03.496	1:39.527
91	Francois Perrodo	20:09:45	55:31.502	Cedric Mezard	20:11:36	57:22.021	1:50.519
51	Peter Mann	20:10:29	56:15.010	Filipe Barreiros	20:12:06	57:52.342	1:37.332
3	Frank Stippler	20:10:48	56:34.131	Frank Stippler	20:12:15	58:01.266	1:27.135
11	Michael Broniszewski	20:11:08	56:54.409	Michael Broniszewski	20:12:43	58:29.583	1:35.174
25	Marc Sourd	20:11:16	57:02.224	Jean - Claude Lagniez	20:12:55	58:40.923	1:38.699
14	Gabriele Gardel	20:12:50	58:36.009	Lorenz Frey	20:23:40	1:09:25.664	10:49.655
41	George Cabannes	20:13:21	59:07.164	Sylvain Debs	20:15:18	1:01:04.519	1:57.355
15	Oliver Grotz	20:14:13	59:59.619	Karim A. Ojjeh	20:15:52	1:01:38.553	1:38.934
111	Freddy Kremer	20:14:36	1:00:22.360	Freddy Kremer	20:16:11	1:01:57.005	1:34.645
8	Antoine Leclerc	20:14:43	1:00:28.928	Antoine Leclerc	20:16:20	1:02:06.262	1:37.334
22	Julian Westwood	20:16:20	1:02:06.501	Ian Loggie	20:18:18	1:04:04.569	1:58.068
98	Alvaro Parente	20:16:21	1:02:07.060	Gregoire Demoustier	20:17:57	1:03:43.089	1:36.029
85	Stef Dusseldorp	20:16:33	1:02:18.931	Luca Wolf	20:18:11	1:03:57.303	1:38.372
26	Edward Sandstroem	20:16:45	1:02:30.932	Stephane Ortelli	20:18:16	1:04:01.772	1:30.840
12	Henry Hassid	20:17:00	1:02:45.831	Nick Catsburg	20:18:32	1:04:18.148	1:32.317
16	Shahan Sarkissian	20:18:06	1:03:52.039	Shahan Sarkissian	20:21:59	1:07:45.487	3:53.448
49	Jan Marc Bachelier	20:18:22	1:04:07.861	Howard Blank	20:20:14	1:05:59.968	1:52.107
7	Guy Smith	20:18:30	1:04:15.675	Andy Meyrick	20:20:05	1:05:51.364	1:35.689
35	Katsumasa Chiyo	20:18:34	1:04:19.687	Stanislav Aksenov	20:20:15	1:06:01.607	1:41.920
42	Stephane Lemeret	20:19:36	1:05:21.948	Stephane Lemeret	20:21:21	1:07:07.252	1:45.304
70	Eric Trouillet	20:19:43	1:05:29.479	Roland Berville	20:21:38	1:07:23.810	1:54.331
18	Vladimir Lunkin	20:20:36	1:06:22.611				
90	Andrea Rizzoli	20:20:54	1:06:40.141	Stefano Gai	20:22:44	1:08:30.421	1:50.280
4	Christian Kelders	20:21:26	1:07:12.260	Jean Luc Blanchemain	20:22:56	1:08:42.052	1:29.792
38	Mark Poole	20:21:44	1:07:30.027	Mark Poole	20:23:21	1:09:06.956	1:36.929
79	Andrew Smith	20:21:58	1:07:44.538	Alasdair McCaig	20:23:32	1:09:17.698	1:33.160
80	Florian Strauss	20:22:04	1:07:49.982	Nick McMillen	20:23:52	1:09:38.092	1:48.110
84	Maximilian Buhk	20:22:40	1:08:26.631	Harold Primat	20:24:15	1:10:01.214	1:34.583
333	Rinat Solikhov	20:30:57	1:16:43.502	Rinat Solikhov	20:32:08	1:17:54.282	1:10.780
44	Michael Caine	20:33:04	1:18:50.614	Michael Caine	20:38:05	1:23:50.874	5:00.260

Blancpain Endurance Series

Pit stops Race

Provisional

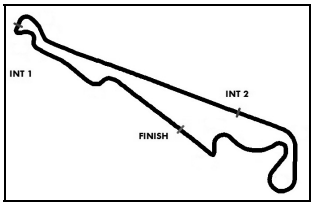

Circuit Paul Ricard Short, Length: 5791 m
Air temperature: 20.0°C
Track temperature: 21.2°C
Weather condition: Dry

Saturday 28.6.2014 19:15

Nr	Driver in	Day time in	Time in	Driver out	Day time out	Time out	Nett Time
16		20:39:02	1:24:48.643		20:40:12	1:25:58.437	1:09.794
49	Howard Blank	20:48:25	1:34:10.697	Howard Blank	20:50:52	1:36:38.420	2:27.723
350	Leonardo Gorini	20:50:47	1:36:32.799	Leonardo Gorini	20:52:32	1:38:18.495	1:45.696
38	Mark Poole	20:54:33	1:40:19.097	Mark Poole	20:55:04	1:40:50.457	31.360
70	Roland Berville	20:56:58	1:42:43.842	Lonni Martins	21:10:47	1:56:33.173	13:49.331
85	Luca Wolf	21:04:45	1:50:31.479	Luca Wolf	21:06:17	1:52:02.812	1:31.333
35	Stanislav Aksenov	21:05:26	1:51:12.553	Miguel Faisca	21:06:59	1:52:45.350	1:32.797
43	Eugenio Amos	21:06:13	1:51:59.057	Stefano Colombo	21:07:40	1:53:26.412	1:27.355
350	Leonardo Gorini	21:06:56	1:52:42.053	Paul Lanchere	21:08:19	1:54:04.943	1:22.890
38	Mark Poole	21:07:21	1:53:07.438	Joe Osborne	21:08:48	1:54:33.954	1:26.516
19	Hubert Haupt	21:07:25	1:53:11.146	Andreas Simonsen	21:09:05	1:54:51.337	1:40.191
91	Cedric Mezard	21:08:11	1:53:57.451	Francois Perrodo	21:10:39	1:56:25.297	2:27.846
42	Michael Albert	21:08:14	1:53:59.914	Michael Albert	21:09:49	1:55:34.696	1:34.782
55	Congfu Cheng	21:08:15	1:54:00.924	Andre Couto	21:10:05	1:55:51.147	1:50.223
79	Alasdair McCaig	21:08:20	1:54:06.124	Oliver Bryant	21:09:50	1:55:36.214	1:30.090
7	Andy Meyrick	21:08:22	1:54:08.614	Steven Kane	21:09:59	1:55:45.563	1:36.949
84	Harold Primat	21:08:54	1:54:39.830	Nico Verdonck	21:10:23	1:56:08.922	1:29.092
4	Jean Luc Blanchemain	21:09:04	1:54:50.483	Pierre Hirschi	21:10:42	1:56:28.369	1:37.886
458	Alexander Mattschull	21:09:08	1:54:53.870	Frank Schmickler	21:10:57	1:56:43.518	1:49.648
80	Nick McMillen	21:09:17	1:55:03.612	Alex Buncombe	21:10:49	1:56:35.536	1:31.924
11	Alessandro Bonacini	21:09:27	1:55:12.941	Alessandro Bonacini	21:11:02	1:56:47.924	1:34.983
14	Lorenz Frey	21:09:47	1:55:33.539	Fredy Barth	21:12:00	1:57:45.969	2:12.430
49	Howard Blank	21:09:50	1:55:35.715	Yannick Mallegol	21:12:32	1:58:17.939	2:42.224
15	Karim A. Ojjeh	21:10:12	1:55:58.227	Frederic Vervisch	21:11:41	1:57:27.518	1:29.291
98	Gregoire Demoustier	21:10:32	1:56:17.972	Nicolas Lapierre	21:12:01	1:57:46.892	1:28.920
22	Ian Loggie	21:10:52	1:56:38.084	Chris Jones	21:12:54	1:58:40.343	2:02.259
50	Simon Knap	21:11:52	1:57:38.185	Andrea Sonvico	21:13:28	1:59:14.625	1:36.440
16		21:11:54	1:57:40.612	Alex Demirdjan	21:13:26	1:59:12.229	1:31.617
1	Cesar Ramos	21:12:20	1:58:05.988	Laurens Vanthoor	21:13:54	1:59:40.205	1:34.217
51	Filipe Barreiros	21:12:32	1:58:17.722	Francisco Guedes	21:14:10	1:59:55.686	1:37.964
25	Claude - Yves Gosselin	21:12:38	1:58:23.761	Jean - Claude Lagniez	21:14:27	2:00:13.298	1:49.537
41	Sylvain Debs	21:13:10	1:58:56.324	Sylvain Debs	21:15:02	2:00:47.937	1:51.613
3	Christopher Mies	21:13:27	1:59:13.024	Christopher Mies	21:14:53	2:00:39.074	1:26.050
44	Michael Caine	21:14:24	2:00:10.362	Michael Caine	21:16:23	2:02:08.943	1:58.581
333	Rinat Solikhov	21:15:17	2:01:03.597	Vadim Kogay	21:16:54	2:02:40.412	1:36.815
93	Franck Perera	21:15:39	2:01:25.410	Eric Dermont	21:17:15	2:03:00.816	1:35.406
90	Stefano Gai	21:17:14	2:02:59.715	Francesco Castellacci	21:18:46	2:04:32.017	1:32.302
17	Martin Jensen	21:17:51	2:03:36.885	Dennis Andersen	21:19:46	2:05:32.004	1:55.119
70	Lonni Martins	21:18:51	2:04:36.964	Lonni Martins	21:27:24	2:13:10.472	8:33.508
26	Stephane Ortelli	21:18:58	2:04:43.954	Gregory Guilvert	21:20:26	2:06:12.173	1:28.219
111	Stephen Earle	21:19:12	2:04:58.264	Freddy Kremer	21:20:45	2:06:31.020	1:32.756
43	Stefano Colombo	21:22:05	2:07:50.829	Stefano Colombo	21:22:56	2:08:42.360	51.531
12	Nick Catsburg	21:22:59	2:08:45.228	Henry Hassid	21:24:34	2:10:20.252	1:35.024

Blancpain Endurance Series

Pit stops Race

Provisional

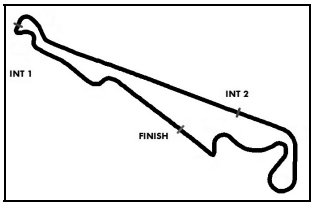

Circuit Paul Ricard Short, Length: 5791 m
Air temperature: 20.0°C
Track temperature: 21.2°C
Weather condition: Dry

Saturday 28.6.2014 19:15

Nr	Driver in	Day time in	Time in	Driver out	Day time out	Time out	Nett Time
70	Lonni Martins	21:29:27	2:15:12.772	Lonni Martins	21:38:52	2:24:38.569	9:25.797
49	Yannick Mallegol	21:39:53	2:25:39.447	Yannick Mallegol	21:47:29	2:33:15.472	7:36.025
70	Lonni Martins	21:41:02	2:26:48.166				
2	Stephane Pourquie	21:47:04	2:32:49.939	Stephane Pourquie	21:49:15	2:35:00.781	2:10.842
22	Chris Jones	21:54:07	2:39:53.498	Chris Jones	22:08:17	2:54:03.507	14:10.009
333	Vadim Kogay	21:57:48	2:43:34.125				
80	Alex Buncombe	22:03:53	2:49:38.747	Alex Buncombe	22:04:46	2:50:32.370	53.623
44	Stephen Jelley	22:04:53	2:50:39.039	Stephen Jelley	22:09:10	2:54:56.304	4:17.265
7	Steven Kane	22:16:59	3:02:44.883				
98	Nicolas Lapierre	22:17:00	3:02:46.246				
4	Pierre Hirschi	22:17:03	3:02:48.832				
91	Francois Perrodo	22:17:10	3:02:56.556				
16	Chris van der Drift	22:17:13	3:02:59.041				
79	Oliver Bryant	22:17:15	3:03:00.917				
458	Frank Schmickler	22:17:18	3:03:04.632				
15	Frederic Vervisch	22:17:30	3:03:15.995				
84	Nico Verdonck	22:17:34	3:03:20.644				
22	Chris Jones	22:17:39	3:03:25.365				
1	Laurens Vanthoor	22:17:45	3:03:31.121				
80	Alex Buncombe	22:17:47	3:03:33.420				
26	Gregory Guilvert	22:17:50	3:03:36.590				
14	Fredy Barth	22:17:54	3:03:40.279				
44	Stephen Jelley	22:17:56	3:03:42.459				
12	Henry Hassid	22:17:58	3:03:43.980				
93	Eric Dermont	22:18:00	3:03:46.242				
42	Gilles Vannelet	22:18:02	3:03:47.901				
85	Luca Wolf	22:18:04	3:03:49.972				
51	Francisco Guedes	22:18:08	3:03:53.754				
3	Christopher Mies	22:18:10	3:03:56.262				
55	Andre Couto	22:18:12	3:03:58.201				
350	Paul Lanchere	22:18:14	3:04:00.502				
38	Joe Osborne	22:18:18	3:04:03.894				
17	Dennis Andersen	22:18:29	3:04:15.050				
19	Andreas Simonsen	22:18:32	3:04:17.971				
49	Yannick Mallegol	22:18:35	3:04:20.837				
2	Stephane Pourquie	22:18:39	3:04:24.877				
111	Beniamino Caccia	22:18:44	3:04:29.786				
43	Stefano Colombo	22:18:46	3:04:32.485				
90	Francesco Castellacci	22:18:55	3:04:40.769				
50	Andrea Sonvico	22:19:13	3:04:58.769				
41	Bernard Delhez	22:19:42	3:05:27.780	Bernard Delhez	22:19:47	3:05:32.940	5.160
41	Bernard Delhez	22:19:47	3:05:32.940				
25	Jean - Claude Lagniez	22:20:56	3:06:42.276				

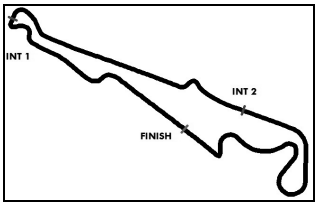

Lamborghini Blancpain Super Trofeo

Result List Free Practice 1

Provisional

Circuit Paul Ricard, Length: 5842 m
Air temperature: 26.7°C
Track temperature: 28.6°C
Weather condition: Dry

PAUL RICARD 2014

Friday 27.6.2014 10:10

started : 27 classified : 27 not classified : 0

		Cl.	Drivers	Team	Car	Lap	Best Time	Gap	Diff	Kph	Day Time
1	22	PRO	J.Mul	Automobili Lamborghini RT Ger	Lamborghini Gallardo LP	17	**2:11.800**			159,6	11:00:46
2	63	PRO	C.Leimer/J.Cochet	Autovitesse Garage R. Affolter	Lamborghini Gallardo LP	17	**2:12.103**	0.303	0.303	159,2	10:59:33
3	3	PRO	E.Piscopo/M.Pavlovic	Bonaldi Motorsport	Lamborghini Gallardo LP	18	**2:12.481**	0.681	0.378	158,7	11:01:58
4	90	PAM	A.Di Folco	Autocarrozzeria Imperiale S.R.L	Lamborghini Gallardo LP	16	**2:12.917**	1.117	0.436	158,2	10:57:14
5	33	PAM	A.Vavaroussis/M.Bortolotti	Bonaldi Motorsport	Lamborghini Gallardo LP	20	**2:13.091**	1.291	0.174	158,0	11:06:59
6	47	PRO	A.Viberti	Autocarrozzeria Imperiale S.R.L	Lamborghini Gallardo LP	12	**2:13.533**	1.733	0.442	157,5	10:57:05
7	19	PAM	L.Jenny/C.Leimer	Autovitesse Garage R. Affolter	Lamborghini Gallardo LP	19	**2:13.568**	1.768	0.035	157,5	11:06:24
8	34	PAM	S.Merchan	Bonaldi Motorsport	Lamborghini Gallardo LP	13	**2:13.907**	2.107	0.339	157,1	10:51:49
9	6	PRO	A.Cerqui/A.Ceccato	Composit Motorsport	Lamborghini Gallardo LP	12	**2:13.956**	2.156	0.049	157,0	10:42:53
10	25	PAM	G.Tweraser/S.Bickel	GRT Grasser Racing Team	Lamborghini Gallardo LP	18	**2:14.390**	2.590	0.434	156,5	11:02:34
11	55	PAM	P.Louis/J.Janis	Charouz Racing System	Lamborghini Gallardo LP	5	**2:14.702**	2.902	0.312	156,1	10:22:09
12	11	PRO	R.Tanca/A.Amici	Autocarrozzeria Imperiale S.R.L	Lamborghini Gallardo LP	17	**2:14.862**	3.062	0.160	155,9	11:05:07
13	16	PAM	M.Zucchi/S.Comini	Composit Motorsport	Lamborghini Gallardo LP	9	**2:14.879**	3.079	0.017	155,9	10:33:51
14	4	AM	J.Rattenbury	Automobili Lamborghini Racing Tea	Lamborghini Gallardo LP	12	**2:15.341**	3.541	0.462	155,4	10:47:10
15	77	PAM	M.Eskelinen/D.Enjalbert	Automobili Lamborghini RT Lux	Lamborghini Gallardo LP	3	**2:15.605**	3.805	0.264	155,1	10:17:52
16	32	PRO	G.Venturini	Eurotech Engineering srl	Lamborghini Gallardo LP	6	**2:15.627**	3.827	0.022	155,1	10:26:01
17	70	AM	S.Abkhazava	Automobili Lamborghini RT Lux	Lamborghini Gallardo LP	20	**2:15.863**	4.063	0.236	154,8	11:06:22
18	31	AM	S.Pellegrinelli	DTMotorsport	Lamborghini Gallardo LP	10	**2:16.577**	4.777	0.714	154,0	10:42:10
19	8	AM	M.Flamino/V.Sauto	Eurotech Engineering srl	Lamborghini Gallardo LP	11	**2:17.633**	5.833	1.056	152,8	10:41:32
20	26	AM	S.Halek/R.Hölling	GRT Grasser Racing Team	Lamborghini Gallardo LP	8	**2:17.691**	5.891	0.058	152,7	10:31:03
21	79	AM	M.Spiridonov	Kinetic Racing Team	Lamborghini Gallardo LP	21	**2:18.290**	6.490	0.599	152,1	11:04:59
22	7	AM	T.Polishchuk	Automobili Lamborghini RT Lux	Lamborghini Gallardo LP	21	**2:18.469**	6.669	0.179	151,9	11:07:37
23	5	AM	R.Delli Guanti/G.Bocellari	Eurotech Engineering srl	Lamborghini Gallardo LP	12	**2:19.046**	7.246	0.577	151,3	10:46:18
24	87	PRO	D.Stancheris	Mirai Project Emmebi Motorsport	Lamborghini Gallardo LP	6	**2:19.764**	7.964	0.718	150,5	10:27:53
25	21	AM	C.Lima/A.Martins	Automobili Lamborghini RT Ger	Lamborghini Gallardo LP	19	**2:20.836**	9.036	1.072	149,3	11:05:14
26	99	AM	N.Louis	Charouz Racing System	Lamborghini Gallardo LP	9	**2:23.827**	12.027	2.991	146,2	10:35:40
27	28	AM	T.Richards	Automobili Lamborghini Racing Tea	Lamborghini Gallardo LP	13	**2:25.161**	13.361	1.334	144,9	10:53:18

Publications Time: Race Director: Time Keeping:

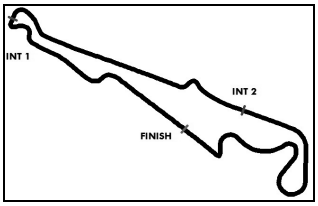

Lamborghini Blancpain Super Trofeo

Class results Free Practice 1

Provisional

Circuit Paul Ricard, Length: 5842 m
Air temperature: 26.7°C
Track temperature: 28.6°C
Weather condition: Dry

PAUL RICARD 2014

Friday 27.6.2014 10:10

started : 27 **classified : 27** **not classified : 0**

CLASS: PRO

Started: 8 **Classified: 8** **Not Classified: 0**

		Drivers	Team	Car	Lap	Best Time	Gap	Diff	Kph	Day Time
1	22	J.Mul	Automobili Lamborghini RT Ger	Lamborghini Gallardo LP 560	17	**2:11.800**			159,6	11:00:46
2	63	C.Leimer/J.Cochet	Autovitesse Garage R. Affolter	Lamborghini Gallardo LP 560	17	**2:12.103**	0.303	0.303	159,2	10:59:33
3	3	E.Piscopo/M.Pavlovic	Bonaldi Motorsport	Lamborghini Gallardo LP 560	18	**2:12.481**	0.681	0.378	158,7	11:01:58
4	47	A.Viberti	Autocarrozzeria Imperiale S.R.L	Lamborghini Gallardo LP 560	12	**2:13.533**	1.733	0.442	157,5	10:57:05
5	6	A.Cerqui/A.Ceccato	Composit Motorsport	Lamborghini Gallardo LP 560	12	**2:13.956**	2.156	0.049	157,0	10:42:53
6	11	R.Tanca/A.Amici	Autocarrozzeria Imperiale S.R.L	Lamborghini Gallardo LP 560	17	**2:14.862**	3.062	0.160	155,9	11:05:07
7	32	G.Venturini	Eurotech Engineering srl	Lamborghini Gallardo LP 560	6	**2:15.627**	3.827	0.022	155,1	10:26:01
8	87	D.Stancheris	Mirai Project Emmebi Motorsport	Lamborghini Gallardo LP 560	6	**2:19.764**	7.964	0.718	150,5	10:27:53

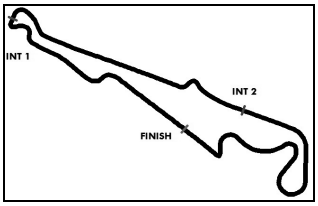

Lamborghini Blancpain Super Trofeo

Class results Free Practice 1

Provisional

Circuit Paul Ricard, Length: 5842 m
Air temperature: 26.7°C
Track temperature: 28.6°C
Weather condition: Dry

PAUL RICARD 2014

Friday 27.6.2014 10:10

started : 27 **classified : 27** **not classified : 0**

CLASS: PRO-AM

Started: 8 **Classified: 8** **Not Classified: 0**

		Drivers	Team	Car	Lap	Best Time	Gap	Diff	Kph	Day Time
1	90	A.Di Folco	Autocarrozzeria Imperiale S.R.L	Lamborghini Gallardo LP 560	16	**2:12.917**	1.117	0.436	158,2	10:57:14
2	33	A.Vavaroussis/M.Bortolotti	Bonaldi Motorsport	Lamborghini Gallardo LP 560	20	**2:13.091**	1.291	0.174	158,0	11:06:59
3	19	L.Jenny/C.Leimer	Autovitesse Garage R. Affolter	Lamborghini Gallardo LP 560	19	**2:13.568**	1.768	0.035	157,5	11:06:24
4	34	S.Merchan	Bonaldi Motorsport	Lamborghini Gallardo LP 560	13	**2:13.907**	2.107	0.339	157,1	10:51:49
5	25	G.Tweraser/S.Bickel	GRT Grasser Racing Team	Lamborghini Gallardo LP 560	18	**2:14.390**	2.590	0.434	156,5	11:02:34
6	55	P.Louis/J.Janis	Charouz Racing System	Lamborghini Gallardo LP 560	5	**2:14.702**	2.902	0.312	156,1	10:22:09
7	16	M.Zucchi/S.Comini	Composit Motorsport	Lamborghini Gallardo LP 560	9	**2:14.879**	3.079	0.017	155,9	10:33:51
8	77	M.Eskelinen/D.Enjalbert	Automobili Lamborghini RT Lux	Lamborghini Gallardo LP 560	3	**2:15.605**	3.805	0.264	155,1	10:17:52

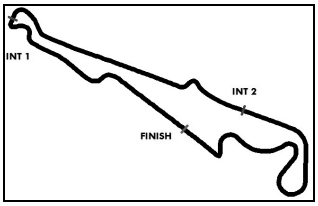

Lamborghini Blancpain Super Trofeo

Class results Free Practice 1

Provisional

Circuit Paul Ricard, Length: 5842 m
Air temperature: 26.7°C
Track temperature: 28.6°C
Weather condition: Dry

PAUL RICARD 2014

Friday 27.6.2014 10:10

started : 27 **classified : 27** **not classified : 0**

CLASS: AM

Started: 11 **Classified: 11** **Not Classified: 0**

		Drivers	Team	Car	Lap	Best Time	Gap	Diff	Kph	Day Time
1	4	J.Rattenbury	Automobili Lamborghini Racing Te	Lamborghini Gallardo LP 560	12	**2:15.341**	3.541	0.462	155,4	10:47:10
2	70	S.Abkhazava	Automobili Lamborghini RT Lux	Lamborghini Gallardo LP 560	20	**2:15.863**	4.063	0.236	154,8	11:06:22
3	31	S.Pellegrinelli	DTMotorsport	Lamborghini Gallardo LP 560	10	**2:16.577**	4.777	0.714	154,0	10:42:10
4	8	M.Flamino/V.Sauto	Eurotech Engineering srl	Lamborghini Gallardo LP 560	11	**2:17.633**	5.833	1.056	152,8	10:41:32
5	26	S.Halek/R.Hölling	GRT Grasser Racing Team	Lamborghini Gallardo LP 560	8	**2:17.691**	5.891	0.058	152,7	10:31:03
6	79	M.Spiridonov	Kinetic Racing Team	Lamborghini Gallardo LP 560	21	**2:18.290**	6.490	0.599	152,1	11:04:59
7	7	T.Polishchuk	Automobili Lamborghini RT Lux	Lamborghini Gallardo LP 560	21	**2:18.469**	6.669	0.179	151,9	11:07:37
8	5	R.Delli Guanti/G.Bocellari	Eurotech Engineering srl	Lamborghini Gallardo LP 560	12	**2:19.046**	7.246	0.577	151,3	10:46:18
9	21	C.Lima/A.Martins	Automobili Lamborghini RT Ger	Lamborghini Gallardo LP 560	19	**2:20.836**	9.036	1.072	149,3	11:05:14
10	99	N.Louis	Charouz Racing System	Lamborghini Gallardo LP 560	9	**2:23.827**	12.027	2.991	146,2	10:35:40
11	28	T.Richards	Automobili Lamborghini Racing Te	Lamborghini Gallardo LP 560	13	**2:25.161**	13.361	1.334	144,9	10:53:18

Publications Time: Race Director: Time Keeping:

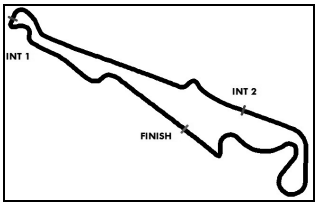

Lamborghini Blancpain Super Trofeo

Lap analysis Free Practice 1

Provisional

Circuit Paul Ricard, Length: 5842 m
Air temperature: 26.6°C
Track temperature: 28.4°C
Weather condition: Dry

PAUL RICARD 2014

Friday 27.6.2014 10:10

3 Edoardo Piscopo, ITA/ Milos Pavlovic, SRB — **theoretical besttime: 2:11.591**

Lap	Time	SE1	SP1	SE2	SP2	SE3	SP3	Lap	Time	SE1	SP1	SE2	SP2	SE3	SP3
1	4:16.585	2:20.825	89	51.494	179	1:04.266	173	12	2:36.346	54.668	91	41.407	207	1:00.271	190
2	2:25.592	42.833	91	43.937	207	58.822	191	13	2:16.925	38.214	96	40.259	**210**	58.452	190
3	2:19.805	39.069	95	40.888	**210**	59.848	191	14	2:14.701	38.212	99	39.778	208	56.711	191
4	2:16.327	38.331	98	40.011	208	57.985	190	15	2:24.299	38.450	97	39.611	209	1:06.238	190
5	2:14.712	37.837	97	39.972	207	56.903	191	16	5:02.885	37.679	99	39.626	209	3:45.580	
6	2:14.090	37.806	94	39.624	209	56.660	190	17	2:46.446	56.036	96	47.634	202	1:02.776	190
7	5:59.063	39.079	95	41.205	207	4:38.779		18	**2:12.481**	37.399	100	39.304	209	**55.778**	190
8	2:41.148	1:01.174	91	42.053	206	57.921	189	19	2:19.484	37.083	**101**	38.975	**210**	1:03.426	190
9	2:14.803	37.974	95	39.845	207	56.984	191	20	2:21.478	**36.879**	101	**38.934**	**210**	1:05.665	190
10	2:14.139	37.837	95	39.628	207	56.674	**191**	21	2:40.755	37.031	101	41.748	207	1:21.976	
11	3:26.981	39.669	95	41.841	204	2:05.471									

4 Jake Rattenbury, GBR , — **theoretical besttime: 2:15.303**

Lap	Time	SE1	SP1	SE2	SP2	SE3	SP3	Lap	Time	SE1	SP1	SE2	SP2	SE3	SP3
1	3:44.035	1:49.049	92	49.277	193	1:05.709	181	8	9:54.811	8:13.704	80	42.153	204	58.954	189
2	2:26.757	42.632	75	43.083	201	1:01.042	188	9	2:16.655	38.331	99	40.293	205	58.031	189
3	2:19.171	39.677	99	41.124	**207**	58.370	**190**	10	2:22.231	40.761	99	43.206	199	58.264	189
4	2:17.529	38.520	102	40.827	205	58.182	190	11	2:16.649	38.322	99	41.004	205	**57.323**	188
5	2:18.021	38.151	**102**	41.000	201	58.870	188	12	**2:15.341**	**37.839**	100	**40.141**	206	57.361	190
6	2:22.295	39.441	101	43.193	204	59.661	189	13	2:40.052	40.878	79	47.725	198	1:11.449	
7	2:35.175	38.970	97	41.948	202	1:14.257									

5 Roberto Delli Guanti, ITA/ Gianfranco Bocellari, ITA — **theoretical besttime: 2:16.082**

Lap	Time	SE1	SP1	SE2	SP2	SE3	SP3	Lap	Time	SE1	SP1	SE2	SP2	SE3	SP3
1	5:52.496	1:50.737	86	49.515	198	3:12.244		12	**2:19.046**	39.150	**104**	41.053	207	**58.843**	188
2	2:44.251	1:00.350	95	42.644	203	1:01.257	186	13	4:59.424	39.627	102	40.875	205	3:38.922	
3	2:24.729	40.655	94	43.503	207	1:00.571	188	14	2:57.920	1:08.881	89	45.850	202	1:03.189	188
4	2:22.649	40.517	97	41.952	207	1:00.180	187	15	2:27.247	39.917	92	44.507	207	1:02.823	187
5	2:21.524	39.491	92	41.564	207	1:00.469	188	16	2:20.319	39.955	97	**38.915**	**207**	1:01.449	187
6	2:20.061	39.126	100	40.972	206	59.963	**190**	17	2:22.305	39.009	93	42.570	205	1:00.726	186
7	2:22.419	39.344	103	40.930	207	1:02.145	190	18	2:21.653	39.489	93	41.834	206	1:00.330	185
8	2:20.133	40.282	99	40.556	207	59.295	188	19	2:22.186	40.580	97	41.551	206	1:00.055	188
9	6:10.659	38.915	97	41.477	206	4:50.267		20	2:20.666	**38.324**	84	42.530	205	59.812	187
10	2:39.472	57.020	78	42.086	206	1:00.366	188	21		39.879	98	43.760	181		
11	2:19.832	39.249	101	41.154	204	59.429	184								

6 Alberto Cerqui, ITA/ Andrea Ceccato, ITA — **theoretical besttime: 2:13.079**

Lap	Time	SE1	SP1	SE2	SP2	SE3	SP3	Lap	Time	SE1	SP1	SE2	SP2	SE3	SP3
1	2:57.904	1:00.743	80	51.711	195	1:05.450	190	12	**2:13.956**	37.504	100	**39.171**	208	57.281	191
2	2:23.377	41.002	93	41.767	207	1:00.608	190	13	4:06.713	40.437	95	43.369	208	2:42.907	
3	2:17.464	39.284	100	40.409	209	57.771	191	14	2:42.574	59.387	95	42.285	202	1:00.902	189
4	4:21.604	38.290	**103**	39.977	209	3:03.337		15	2:19.422	39.893	99	41.003	206	58.526	190
5	2:49.524	56.565	92	52.278	186	1:00.681	190	16	2:16.089	38.406	101	40.539	207	57.144	191
6	2:15.213	38.169	103	39.856	208	57.188	190	17	2:16.325	38.054	99	41.394	208	56.877	192
7	2:14.517	37.724	101	40.222	209	**56.571**	191	18	2:15.293	37.704	99	40.599	207	56.990	**192**
8	2:14.208	37.605	102	39.362	**209**	57.241	192	19	2:16.020	37.992	98	40.345	207	57.683	191
9	3:54.706	**37.337**	99	39.365	209	2:38.004		20	2:15.728	37.931	98	39.932	208	57.865	191
10	2:52.146	57.655	88	49.485	178	1:05.006	191	21	3:00.169	38.147	98	40.248	207	1:41.774	
11	2:17.416	39.201	98	40.718	209	57.497	190	22	4:55.949	56.949	98	40.987	208	3:18.013	

7 Taras Polishchuk, UKR , — **theoretical besttime: 2:17.716**

Lap	Time	SE1	SP1	SE2	SP2	SE3	SP3	Lap	Time	SE1	SP1	SE2	SP2	SE3	SP3
1	3:59.156	2:05.192	85	49.652	193	1:04.312	187	12	2:20.874	39.551	95	41.238	203	1:00.085	186
2	2:26.427	41.315	92	42.532	202	1:02.580	185	13	2:21.447	39.616	95	41.780	203	1:00.051	187
3	2:30.648	45.227	74	43.382	203	1:02.039	185	14	2:19.799	**39.133**	90	41.061	206	59.605	188
4	2:24.988	41.594	91	41.926	205	1:01.468	186	15	2:30.432	39.791	92	40.790	205	1:09.851	
5	2:25.051	41.204	86	41.077	204	1:02.770	187	16	6:31.650	4:52.081	84	40.608	205	58.961	187
6	2:24.781	41.794	92	41.497	202	1:01.490	185	17	2:19.613	39.742	**97**	**40.079**	206	59.792	188
7	2:37.095	40.901	95	41.182	204	1:15.012		18	2:19.550	39.815	94	40.400	206	59.335	185
8	4:03.118	2:21.559	96	41.097	203	1:00.462	188	19	2:19.413	39.399	91	41.510	207	**58.504**	186
9	2:22.349	41.062	87	40.925	203	1:00.362	188	20	2:19.580	39.951	96	40.764	207	58.865	188
10	2:20.671	39.897	91	41.136	202	59.638	**188**	21	**2:18.469**	39.204	92	40.418	206	58.847	188
11	2:20.643	39.926	84	41.266	203	59.451	186	22	2:39.058	39.135	91	41.103	**207**	1:18.820	

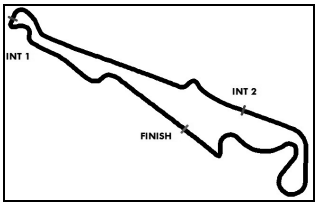

Lamborghini Blancpain Super Trofeo

Lap analysis Free Practice 1

Provisional

Circuit Paul Ricard, Length: 5842 m
Air temperature: 26.6°C
Track temperature: 28.4°C
Weather condition: Dry

PAUL RICARD 2014

Friday 27.6.2014 10:10

8 Manuel Flamino, ITA/ Vincenzo Sauto, ITA — **theoretical besttime: 2:17.504**

Lap	Time	SE1	SP1	SE2	SP2	SE3	SP3	Lap	Time	SE1	SP1	SE2	SP2	SE3	SP3
1	3:24.082	1:23.550	77	54.686	195	1:05.846	180	7	5:35.993	39.654	91	42.835	206	4:13.504	
2	2:44.878	42.410	88	45.634	189	1:16.834		8	2:42.801	58.844	89	42.775	201	1:01.182	**190**
3	2:55.603	1:06.184	90	45.862	200	1:03.557	183	9	2:20.655	39.478	96	41.237	205	59.940	189
4	2:26.255	41.026	92	43.158	203	1:02.071	185	10	2:19.058	39.305	94	41.192	204	58.561	182
5	2:22.236	40.021	93	42.632	203	59.583	184	11	**2:17.633**	39.021	**97**	**40.258**	206	**58.354**	184
6	2:22.321	40.438	91	42.180	199	59.703	184	12	6:33.955	**38.892**	92	40.478	**207**	5:14.585	

11 Roberto Tanca, ITA/ Andrea Amici, ITA — **theoretical besttime: 2:14.092**

Lap	Time	SE1	SP1	SE2	SP2	SE3	SP3	Lap	Time	SE1	SP1	SE2	SP2	SE3	SP3
1	2:54.476	54.838	84	49.342	190	1:10.296		11	2:15.146	37.894	97	40.136	207	**57.116**	189
2	4:00.647	2:19.216	94	42.916	206	58.515	191	12	2:15.520	38.377	97	39.676	210	57.467	191
3	2:17.734	38.404	95	40.886	209	58.444	191	13	2:15.781	37.866	94	40.297	210	57.618	191
4	2:16.999	38.240	94	40.283	211	58.476	190	14	2:24.838	38.207	98	40.292	**211**	1:06.339	
5	2:17.484	38.062	97	41.392	210	58.030	191	15	3:56.010	2:17.344	93	40.519	210	58.147	**192**
6	2:18.150	39.058	98	40.518	210	58.574	191	16	2:17.439	39.036	96	40.280	**211**	58.123	191
7	2:25.264	38.804	95	41.056	206	1:05.404		17	**2:14.862**	**37.640**	95	39.864	**211**	57.358	191
8	6:28.682	4:49.286	88	41.390	208	58.006	190	18	2:20.522	39.197	78	43.994	207	57.331	191
9	2:34.179	38.314	**99**	**39.336**	179	1:16.529		19	2:42.979	38.448	95	43.681	208	1:20.850	
10	9:53.000	8:14.249	95	40.967	209	57.784	191								

16 Matteo Zucchi, ITA/ Stefano Comini, CHE — **theoretical besttime: 2:14.879**

Lap	Time	SE1	SP1	SE2	SP2	SE3	SP3	Lap	Time	SE1	SP1	SE2	SP2	SE3	SP3
1	3:18.056	1:24.341	80	50.414	205	1:03.301	185	8	2:16.798	38.076	103	40.023	207	58.699	189
2	2:24.474	41.807	100	43.075	207	59.592	187	9	**2:14.879**	**37.705**	102	**39.895**	207	**57.279**	189
3	2:17.060	38.548	104	40.663	**209**	57.849	188	10	4:20.662	38.350	**104**	40.539	208	3:01.773	
4	3:39.107	38.804	104	40.685	207	2:19.618		11	2:43.214	1:01.306	98	41.702	204	1:00.206	186
5	3:06.202	1:10.872	58	56.110	190	59.220	187	12	2:20.619	39.504	103	41.273	206	59.842	188
6	2:16.045	38.375	104	39.904	207	57.766	188	13	2:19.348	38.759	95	41.147	208	59.442	189
7	2:17.260	38.237	102	41.039	208	57.984	**190**	14	6:31.584	39.063	92	41.100	**209**	5:11.421	

19 Laurent Jenny, CHE/ Cyril Leimer, CHE — **theoretical besttime: 2:13.236**

Lap	Time	SE1	SP1	SE2	SP2	SE3	SP3	Lap	Time	SE1	SP1	SE2	SP2	SE3	SP3
1	3:26.753	1:22.081	80	54.817	171	1:09.855	189	12	2:30.728	42.827	95	43.616	205	1:04.285	189
2	2:22.482	40.646	94	42.341	206	59.495	189	13	2:41.439	43.007	93	43.615	205	1:14.817	
3	2:31.878	41.011	96	41.307	208	1:09.560		14	6:14.267	4:27.642	92	43.538	203	1:03.087	186
4	3:19.160	1:38.209	96	41.446	207	59.505	190	15	2:27.257	41.346	96	43.550	205	1:02.361	187
5	2:18.415	38.979	96	40.945	208	58.491	189	16	2:26.716	41.598	96	43.003	207	1:02.115	188
6	2:19.417	39.607	92	41.003	208	58.807	**190**	17	2:38.597	41.019	95	43.012	205	1:14.566	
7	2:23.947	39.013	95	45.816	207	59.118	189	18	4:22.642	2:37.497	91	45.637	189	59.508	188
8	2:39.415	49.251	88	42.173	207	1:07.991		19	**2:13.568**	37.728	101	**39.561**	208	**56.279**	190
9	4:04.334	2:13.283	90	46.292	202	1:04.759	187	20	2:19.079	37.474	**103**	39.797	**209**	1:01.808	189
10	2:31.764	44.964	95	44.204	206	1:02.596	189	21	2:46.701	**37.396**	100	47.222	174	1:22.083	
11	2:50.092	42.179	96	43.278	207	1:24.635	188								

21 Carina Lima, ANG/ Alexander Martins, PRT — **theoretical besttime: 2:19.882**

Lap	Time	SE1	SP1	SE2	SP2	SE3	SP3	Lap	Time	SE1	SP1	SE2	SP2	SE3	SP3
1	3:38.560	1:21.081	66	58.531	200	1:18.948	181	12	2:31.420	41.923	87	45.342	205	1:04.155	187
2	2:51.641	47.675	80	49.245	200	1:14.721	184	13	2:38.932	41.103	96	42.596	205	1:15.233	
3	2:55.111	44.209	81	47.133	203	1:23.769		14	5:07.710	3:22.698	88	43.621	193	1:01.391	186
4	3:35.901	1:42.689	75	47.374	201	1:05.838	184	15	2:36.305	41.210	97	41.147	201	1:13.948	186
5	2:35.502	43.011	88	44.759	193	1:07.732	186	16	2:22.888	40.002	**100**	41.462	203	1:01.424	186
6	2:33.341	43.426	94	44.327	203	1:05.588	186	17	2:23.273	40.842	98	41.715	204	**1:00.716**	187
7	2:31.588	42.073	91	43.845	204	1:05.670	181	18	2:21.454	39.078	91	41.072	**206**	1:01.304	187
8	2:30.469	42.101	95	43.546	204	1:04.822	**188**	19	**2:20.836**	39.077	94	40.779	205	1:00.980	187
9	2:50.537	41.487	90	51.820	200	1:17.230		20	2:20.965	**38.758**	99	**40.408**	205	1:01.799	187
10	4:11.436	2:25.300	88	43.744	205	1:02.392	187	21	2:55.825	48.432	95	44.080	198	1:23.313	
11	2:36.134	40.991	88	44.615	205	1:10.528	186								

22 Jeroem Mul, NLD , — **theoretical besttime: 2:11.484**

Lap	Time	SE1	SP1	SE2	SP2	SE3	SP3	Lap	Time	SE1	SP1	SE2	SP2	SE3	SP3
1	3:04.875	1:04.404	80	51.304	199	1:09.167	187	12	2:14.955	38.181	100	39.830	207	56.944	189
2	2:32.425	43.976	92	44.468	204	1:03.981	188	13	2:26.970	37.730	100	39.645	206	1:09.595	
3	2:29.591	42.826	96	45.111	205	1:01.654	**190**	14	8:37.417	6:59.190	92	41.057	205	57.170	188
4	2:23.753	40.952	102	41.710	206	1:01.091	189	15	2:25.085	39.253	99	39.714	205	1:06.118	
5	2:23.612	40.675	102	43.321	206	59.616	190	16	3:36.969	2:00.023	99	40.004	207	56.942	189

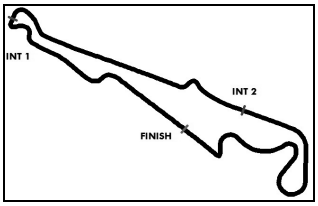

Lamborghini Blancpain Super Trofeo

Lap analysis Free Practice 1

Provisional

Circuit Paul Ricard, Length: 5842 m
Air temperature: 26.6°C
Track temperature: 28.4°C
Weather condition: Dry

PAUL RICARD 2014

Friday 27.6.2014 10:10

Lap	Time	SE1	SP1	SE2	SP2	SE3	SP3	Lap	Time	SE1	SP1	SE2	SP2	SE3	SP3
6	2:17.627	39.809	101	40.294	**208**	57.524	189	17	**2:11.800**	37.404	**102**	38.925	207	**55.471**	190
7	2:14.740	37.944	102	40.291	207	56.505	175	18	2:12.930	37.300	102	**38.915**	207	56.715	190
8	2:25.924	38.299	102	40.698	207	1:06.927		19	2:13.449	38.671	100	38.920	207	55.858	189
9	4:40.310	3:02.660	95	40.629	206	57.021	190	20	2:12.317	37.208	102	39.181	208	55.928	188
10	2:24.550	37.191	102	39.433	206	1:07.926	189	21	2:46.873	**37.098**	99	48.585	165	1:21.190	
11	2:14.410	37.397	100	39.646	206	57.367	184								

25 Gerhard Tweraser, AUT/ Sandro Bickel, AUT — **theoretical besttime: 2:14.390**

1	2:37.771	49.428	93	46.611	202	1:01.732	189	11	2:18.929	39.175	94	41.007	208	58.747	190
2	3:51.746	40.955	101	42.659	206	2:28.132		12	2:18.188	38.502	101	40.842	207	58.844	189
3	2:37.608	56.393	104	42.156	208	59.059	190	13	4:52.847	39.032	100	42.974	205	3:30.841	
4	2:18.726	39.042	98	41.240	**210**	58.444	**191**	14	2:55.646	1:08.183	98	44.660	204	1:02.803	189
5	2:20.677	39.039	100	41.526	208	1:00.112	190	15	5:10.450	40.413	99	41.503	207	3:48.534	
6	2:17.968	38.665	102	41.056	208	58.247	190	16	2:36.882	58.167	103	40.957	207	57.758	189
7	2:17.730	38.390	102	40.677	208	58.663	191	17	2:16.328	37.725	105	40.157	207	58.446	190
8	2:19.166	39.136	104	40.749	208	59.281	189	18	**2:14.390**	**37.544**	105	**39.697**	208	**57.149**	189
9	4:30.765	39.090	104	40.575	208	3:11.100		19	9:24.733	37.581	**106**	42.645	110	8:04.507	
10	2:36.973	56.866	102	41.333	207	58.774	188								

26 Sascha Halek, AUT/ Ronald Hölling, AUT — **theoretical besttime: 2:17.270**

1	2:44.285	50.609	84	49.643	197	1:04.033	186	12	2:50.746	1:01.990	79	45.044	205	1:03.712	188
2	4:06.239	40.399	101	42.650	204	2:43.190		13	2:25.964	39.845	97	44.015	196	1:02.104	187
3	2:38.058	57.188	98	41.517	205	59.353	189	14	2:26.407	39.888	98	42.463	207	1:04.056	151
4	2:19.327	38.968	102	41.584	206	58.775	188	15	2:26.139	42.663	83	42.549	205	1:00.927	190
5	2:20.171	41.355	101	40.687	206	58.129	189	16	2:21.908	40.225	92	41.326	205	1:00.357	188
6	2:18.806	39.204	102	41.042	207	58.560	187	17	2:22.205	39.806	99	41.097	208	1:01.302	188
7	2:17.911	39.056	102	**40.488**	207	58.367	189	18	2:21.695	40.450	97	41.584	207	59.661	189
8	**2:17.691**	**38.726**	**104**	40.909	205	**58.056**	188	19	2:19.931	39.091	95	41.342	**210**	59.498	189
9	2:19.191	39.140	97	40.805	196	59.246	188	20	4:32.950	40.328	97	42.413	207	3:10.209	
10	2:18.374	38.905	99	40.699	208	58.770	**190**	21	2:42.901	1:00.805	94	42.140	207	59.956	188
11	4:41.456	39.494	98	41.203	208	3:20.759		22	4:49.690	39.219	90	42.915	207	3:27.556	

28 Tim Richards, GBR , — **theoretical besttime: 2:23.023**

1	4:38.368	2:36.969	76	50.724	199	1:10.675	179	11	2:25.732	40.466	86	42.522	202	1:02.744	187
2	2:39.085	46.453	83	45.347	201	1:07.285	178	12	2:25.746	41.274	86	42.101	201	1:02.371	187
3	2:36.391	44.030	87	44.771	200	1:07.590	169	13	**2:25.161**	42.305	87	**41.630**	202	**1:01.226**	**187**
4	2:36.587	44.816	85	44.491	199	1:07.280	181	14	2:34.272	40.596	92	42.504	197	1:11.172	
5	2:33.395	42.767	83	44.398	202	1:06.230	179	15	4:44.883	2:56.570	88	41.765	199	1:06.548	186
6	2:34.643	43.270	86	44.952	200	1:06.421	182	16	2:27.139	41.166	90	43.322	**206**	1:02.651	187
7	2:43.133	41.937	83	43.853	197	1:17.343		17	2:27.420	42.092	85	42.112	202	1:03.216	183
8	10:36.367	8:41.245	74	47.160	195	1:07.962	178	18	2:25.756	41.533	**92**	41.729	202	1:02.494	187
9	2:33.086	42.035	83	43.720	198	1:07.331	184	19	2:57.981	**40.167**	86	45.637	205	1:32.177	
10	2:28.901	41.857	86	43.367	201	1:03.677	185								

31 Simone Pellegrinelli, ITA , — **theoretical besttime: 2:16.563**

1	3:48.076	1:30.517	75	54.214	195	1:23.345		9	8:32.747	6:44.486	85	49.475	204	58.786	189
2	3:16.066	1:30.745	91	43.028	204	1:02.293	190	10	**2:16.577**	38.238	96	**40.120**	209	**58.219**	191
3	2:26.056	39.567	87	41.687	206	1:04.802	188	11	3:31.899	**38.224**	95	1:54.924	203	58.751	187
4	2:18.649	39.196	98	41.105	209	58.348	191	12	2:35.188	38.614	96	41.137	**210**	1:15.437	
5	2:18.681	39.373	90	40.638	208	58.670	190	13	5:31.484	3:35.630	83	44.453	203	1:11.401	
6	2:18.211	38.832	**98**	40.688	208	58.691	191	14	4:18.573	2:20.405	86	43.503	204	1:14.665	
7	2:18.462	38.612	90	40.615	210	59.235	**191**	15	6:26.978	3:49.167	74	1:04.297	117	1:33.514	
8	2:35.910	42.017	88	43.331	206	1:10.562		16	6:15.093	2:15.879	67	2:07.673	132	1:51.541	

32 Giovanni Venturini, ITA , — **theoretical besttime: 2:15.269**

1	4:20.259	2:25.082	87	49.578	162	1:05.599	190	10	2:17.121	38.516	99	40.188	209	58.417	192
2	2:25.558	41.726	96	43.914	208	59.918	192	11	2:22.338	39.979	97	42.100	203	1:00.259	191
3	2:19.374	38.588	98	41.116	**210**	59.670	191	12	2:18.967	38.676	95	41.215	208	59.076	192
4	2:18.726	39.481	97	40.757	209	58.488	191	13	5:37.517	40.183	92	41.926	209	4:15.408	
5	2:20.906	38.957	92	41.033	205	1:00.916	191	14	2:41.523	59.443	96	42.548	207	59.532	192
6	**2:15.627**	**37.936**	**99**	**39.759**	209	57.932	191	15	2:15.792	38.139	98	40.079	209	**57.574**	191
7	2:16.240	38.186	**99**	39.934	208	58.120	191	16	2:15.965	38.106	97	40.021	209	57.838	**192**

JB 1735 BLANCPAIN MANUFACTURE DE HAUTE HORLOGERIE
PIRELLI
HEXIS ENERGY DRINK
elf A brand of TOTAL
SRO MOTORSPORTS GROUP
CIRCUIT PAUL RICARD
JB 1735 BLANCPAIN GT SERIES

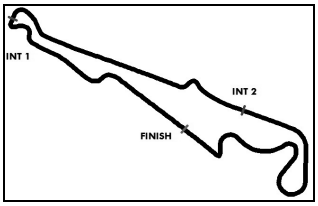

Lamborghini Blancpain Super Trofeo

Lap analysis Free Practice 1

Provisional

Circuit Paul Ricard, Length: 5842 m
Air temperature: 26.6°C
Track temperature: 28.4°C
Weather condition: Dry

PAUL RICARD 2014

Friday 27.6.2014 10:10

Lap	Time	SE1	SP1	SE2	SP2	SE3	SP3	Lap	Time	SE1	SP1	SE2	SP2	SE3	SP3
8	7:31.549	43.459	92	45.095	167	6:02.995		17	2:27.331	38.663	93	46.089	195	1:02.579	191
9	2:43.375	1:01.634	91	42.734	207	59.007	192	18		38.228	98	40.070	208		

33 Aristotelis Vavaroussis, GRC/ Mirko Bortolotti, ITA — **theoretical besttime: 2:12.909**

Lap	Time	SE1	SP1	SE2	SP2	SE3	SP3	Lap	Time	SE1	SP1	SE2	SP2	SE3	SP3
1	4:07.079	1:28.609	84	52.978	203	1:45.492		12	2:19.325	39.129	102	41.581	206	58.615	189
2	2:44.186	56.451	99	42.804	207	1:04.931	189	13	2:47.045	40.298	79	50.553	189	1:16.194	187
3	2:19.893	38.741	101	40.900	209	1:00.252	191	14	2:18.663	38.963	100	41.113	207	58.587	188
4	2:16.625	38.197	100	40.441	205	57.987	**192**	15	2:17.568	38.916	97	40.691	208	57.961	191
5	2:15.120	37.788	101	39.752	209	57.580	190	16	2:17.332	38.792	95	40.485	210	58.055	191
6	2:33.960	37.744	103	39.597	205	1:16.619	186	17	2:16.773	38.608	95	40.745	209	57.420	192
7	2:17.998	38.653	101	41.323	205	58.022	187	18	4:38.176	39.414	97	41.847	208	3:16.915	
8	7:10.789	37.878	103	40.313	204	5:52.598		19	2:34.486	55.862	97	41.470	202	57.154	191
9	2:48.994	1:05.148	91	43.044	207	1:00.802	190	20	**2:13.091**	37.725	102	**39.308**	**211**	**56.058**	192
10	2:20.609	39.586	97	41.041	205	59.982	190	21	2:17.220	**37.543**	103	39.430	209	1:00.247	190
11	2:19.922	39.021	99	40.804	209	1:00.097	190	22		37.545	**103**	39.779	209		

34 Sebastian Merchan, ECU , — **theoretical besttime: 2:13.601**

Lap	Time	SE1	SP1	SE2	SP2	SE3	SP3	Lap	Time	SE1	SP1	SE2	SP2	SE3	SP3
1	6:16.643							10	2:34.002	56.086	100	40.893	208	57.023	190
2	2:57.804	1:05.368	90	45.979	162	1:06.457	189	11	2:14.631	38.280	99	**39.417**	**211**	56.934	191
3	2:28.232	41.081	97	43.541	206	1:03.610	190	12	2:16.853	38.692	100	39.536	209	58.625	192
4	2:19.441	40.007	95	40.969	209	58.465	192	13	**2:13.907**	38.308	97	39.566	208	**56.033**	192
5	2:16.627	38.724	99	40.421	210	57.482	191	14	9:25.693	39.264	97	40.771	208	8:05.658	
6	2:18.647	38.920	100	41.368	208	58.359	191	15	2:33.508	56.772	100	40.264	209	56.472	191
7	2:15.443	38.502	100	39.979	210	56.962	**192**	16	2:15.442	38.995	98	39.611	209	56.836	189
8	2:16.554	38.768	99	40.106	210	57.680	191	17	2:15.536	38.229	94	40.889	209	56.418	192
9	9:18.789	38.914	**101**	39.736	210	8:00.139		18	3:46.928	**38.151**	95	40.277	210	2:28.500	

47 Alberto Viberti, ITA , — **theoretical besttime: 2:13.460**

Lap	Time	SE1	SP1	SE2	SP2	SE3	SP3	Lap	Time	SE1	SP1	SE2	SP2	SE3	SP3
1	4:10.095	2:21.553	89	47.671	203	1:00.871	187	9	2:25.313	38.433	98	40.905	208	1:05.975	
2	2:19.396	39.488	99	41.488	203	58.420	190	10	7:47.164	4:00.213	95	40.693	205	3:06.258	
3	2:46.831	40.035	71	59.945	206	1:06.851		11	9:50.944	8:13.493	96	40.712	207	56.739	188
4	6:21.589	4:43.416	99	40.773	206	57.400	190	12	**2:13.533**	37.603	98	**39.343**	**209**	**56.587**	190
5	2:18.439	40.158	99	40.790	205	57.491	190	13	2:13.594	37.532	99	39.408	208	56.654	189
6	2:16.512	38.409	**99**	40.179	207	57.924	189	14	2:21.124	**37.530**	99	39.664	208	1:03.930	
7	2:17.888	38.372	98	40.457	206	59.059	189	15	4:07.657	2:30.396	97	39.981	207	57.280	190
8	2:16.373	38.269	95	40.383	207	57.721	**191**	16		37.600	97				

55 Patrick Louis, BEL/ Jarek Janis, CZE — **theoretical besttime: 2:14.670**

Lap	Time	SE1	SP1	SE2	SP2	SE3	SP3	Lap	Time	SE1	SP1	SE2	SP2	SE3	SP3
1	2:59.882	1:06.456	84	50.057	203	1:03.369	188	12	4:40.457	2:54.736	94	44.384	205	1:01.337	190
2	2:20.621	40.262	99	41.236	206	59.123	190	13	2:21.378	41.015	91	41.602	208	58.761	189
3	2:17.278	38.840	100	40.604	207	57.834	190	14	2:26.342	45.782	35	41.550	208	59.010	190
4	2:15.792	38.241	97	40.123	208	57.428	188	15	2:23.054	40.764	92	42.971	207	59.319	189
5	**2:14.702**	37.774	100	**40.047**	208	**56.881**	191	16	2:22.965	42.127	95	41.402	207	59.436	190
6	2:35.214	39.000	98	41.792	207	1:14.422		17	2:19.123	40.288	96	40.221	208	58.614	**191**
7	4:48.196	2:58.648	92	50.997	206	58.551	190	18	2:19.082	39.523	100	40.771	204	58.788	189
8	2:15.027	**37.742**	100	40.104	207	57.181	188	19	2:19.368	39.606	98	40.583	207	59.179	190
9	2:15.287	37.994	**101**	40.101	207	57.192	190	20	2:18.980	39.490	98	40.574	**209**	58.916	190
10	2:15.177	37.816	100	40.141	207	57.220	189	21	2:45.608	39.822		45.554	190	1:20.232	
11	3:29.743	42.002	84	58.363	129	1:49.378		22	4:02.448	1:56.552	88	45.969	200	1:19.927	

63 Cedric Leimer, CHE/ Jonathan Cochet, FRA — **theoretical besttime: 2:11.318**

Lap	Time	SE1	SP1	SE2	SP2	SE3	SP3	Lap	Time	SE1	SP1	SE2	SP2	SE3	SP3
1	3:30.272							12	2:18.092	39.058	96	40.137	208	58.897	186
2	2:19.226							13	2:16.941	38.254	99	40.606	207	58.081	191
3	2:16.800							14	2:29.917	38.230	101	41.044	207	1:10.643	
4	2:34.592							15	8:14.642	6:29.799	90	42.943	207	1:01.900	190
5	3:38.291	2:00.422	98	40.688	207	57.181	191	16	2:13.134	37.215	100	39.911	207	56.008	191
6	2:15.002	38.019	102	40.100	204	56.883	192	17	**2:12.103**	**36.860**	**104**	**38.778**	210	56.465	**193**
7	2:14.367	37.563	101	39.795	208	57.009	192	18	2:40.702	40.553	94	44.119	199	1:16.030	
8	2:15.959	38.066	95	40.760	208	57.133	193	19	4:07.025	2:26.728	85	42.413	207	57.884	192
9	2:27.983	38.154	101	40.312	207	1:09.517		20	2:13.205	37.438	98	40.087	208	**55.680**	192
10	3:56.997	2:15.548	88	41.390	208	1:00.059	191	21	2:34.068	37.189	99	41.493	202	1:15.386	
11	2:17.773	39.147	100	39.837	**211**	58.789	191								

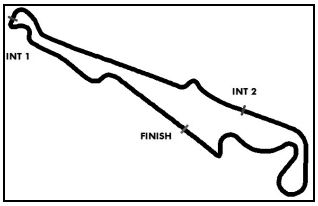

Lamborghini Blancpain Super Trofeo

Lap analysis Free Practice 1

Provisional

Circuit Paul Ricard, Length: 5842 m
Air temperature: 26.6°C
Track temperature: 28.4°C
Weather condition: Dry

PAUL RICARD 2014

Friday 27.6.2014 10:10

70 Shota Abkhazava, RUS , **theoretical besttime: 2:15.663**

Lap	Time	SE1	SP1	SE2	SP2	SE3	SP3	Lap	Time	SE1	SP1	SE2	SP2	SE3	SP3
1	3:53.490	2:06.235	88	46.644	195	1:00.611	186	12	2:17.858	38.488	102	40.540	208	58.830	189
2	2:22.445	39.983	95	42.189	206	1:00.273	187	13	2:19.736	38.609	98	41.770	203	59.357	189
3	2:21.179	40.391	**108**	41.712	206	59.076	**190**	14	2:49.243	40.606	89	44.185	170	1:24.452	
4	2:21.735	40.727	102	41.782	207	59.226	188	15	7:43.784	5:58.824	83	44.357	207	1:00.603	184
5	2:19.119	39.959	106	40.134	210	59.026	189	16	2:17.380	38.787	103	40.977	210	**57.616**	189
6	2:45.906	40.819	95	46.027	163	1:19.060		17	2:16.857	38.629	104	40.216	**211**	58.012	188
7	4:23.120	2:42.521	102	41.063	207	59.536	187	18	2:16.621	38.190	103	40.285	209	58.146	188
8	2:19.754	40.265	103	40.209	208	59.280	189	19	2:17.049	38.018	103	40.752	207	58.279	188
9	2:19.729	39.536	99	40.622	209	59.571	187	20	**2:15.863**	**38.016**	102	**40.031**	209	57.816	188
10	2:19.553	39.924	96	40.863	209	58.766	189	21	2:16.624	38.213	101	40.068	210	58.343	190
11	2:20.642	38.955	101	42.421	207	59.266	187	22	2:47.139	38.140	102	43.628	182	1:25.371	

77 Mikko Eskelinen, FIN/ Dimitri Enjalbert, FRA **theoretical besttime: 2:14.321**

Lap	Time	SE1	SP1	SE2	SP2	SE3	SP3	Lap	Time	SE1	SP1	SE2	SP2	SE3	SP3
1	3:09.781	1:21.161	82	46.168	202	1:02.452	187	11	4:50.740	3:06.775	95	43.189	204	1:00.776	187
2	2:25.369	43.157	99	43.489	207	58.723	190	12	2:25.322	42.242	97	42.193	204	1:00.887	187
3	**2:15.605**	38.505	100	39.945	208	57.155	**191**	13	2:20.263	39.833	100	40.539	206	59.891	189
4	2:15.696	38.092	96	40.081	**208**	57.523	190	14	2:16.529	38.883	99	39.987	205	57.659	190
5	2:25.052	37.984	100	40.180	207	1:06.888		15	2:16.004	38.127	101	40.364	204	57.513	188
6	5:55.685	4:18.952	100	39.917	207	56.816	189	16	2:16.998	38.467	99	40.665	208	57.866	190
7	2:24.012	38.284	96	40.036	207	1:05.692		17	2:16.536	38.324	97	40.209	206	58.003	188
8	8:16.673	6:38.914	98	41.066	206	**56.693**	188	18	2:15.704	**37.923**	**102**	**39.705**	207	58.076	190
9	2:27.910	41.503	93	41.448	207	1:04.959		19	2:41.944	38.154	101	39.984	207	1:23.806	
10	5:18.960	3:33.481	101	39.885	208	1:05.594									

79 Mikhail Spiridonov, RUS , **theoretical besttime: 2:18.272**

Lap	Time	SE1	SP1	SE2	SP2	SE3	SP3	Lap	Time	SE1	SP1	SE2	SP2	SE3	SP3
1	2:57.494	59.594	86	50.987	183	1:06.913	185	13	2:21.991	40.233	97	41.631	208	1:00.127	187
2	2:36.757	46.502	88	46.982	201	1:03.273	188	14	2:20.140	39.837	96	41.058	206	59.245	189
3	2:29.314	42.176	94	43.779	207	1:03.359	189	15	2:19.218	39.590	97	40.846	210	58.782	191
4	2:26.225	41.195	94	43.950	208	1:01.080	187	16	2:28.912	39.759	**97**	41.122	**212**	1:08.031	
5	2:24.106	40.454	91	43.109	208	1:00.543	188	17	4:10.636	2:27.767	95	41.385	207	1:01.484	187
6	2:45.962	42.880	90	42.930	200	1:20.152		18	2:21.047	39.815	96	41.279	209	59.953	190
7	4:08.481	2:22.760	93	42.558	207	1:03.163	189	19	2:20.409	39.602	97	40.925	208	59.882	189
8	2:24.814	40.823	93	43.198	208	1:00.793	189	20	2:20.168	39.383	96	40.962	209	59.823	189
9	2:25.290	41.475	96	43.112	207	1:00.703	**192**	21	**2:18.290**	**38.944**	96	40.711	210	**58.635**	189
10	2:23.973	40.661	93	42.305	207	1:01.007	188	22	2:18.610	39.107	97	**40.693**	210	58.810	189
11	2:24.070	40.219	94	42.660	208	1:01.191	189	23	2:19.180	39.350	96	40.811	208	59.019	191
12	2:30.333	42.945	93	43.106	205	1:04.282	185	24		40.145	82	51.934	151		

87 Davide Stancheris, ITA , **theoretical besttime: 2:18.612**

Lap	Time	SE1	SP1	SE2	SP2	SE3	SP3	Lap	Time	SE1	SP1	SE2	SP2	SE3	SP3
1	4:00.511	1:40.497	74	53.538	179	1:26.476		6	**2:19.764**	39.156	**103**	**40.348**	207	1:00.260	190
2	4:22.629	2:34.030	92	46.263	206	1:02.336	189	7	2:32.562	39.441	102	40.678	209	1:12.443	
3	2:21.833	40.733	101	41.520	208	**59.580**	**191**	8	13:03.287	11:21.394	97	41.464	207	1:00.429	190
4	2:19.953	39.448	100	40.709	209	59.796	190	9	2:43.504	**38.684**	102	40.686	**210**	1:24.134	
5	2:27.429	39.620	98	45.947	**210**	1:01.862	186								

90 Alberto Di Folco, ITA , **theoretical besttime: 2:12.903**

Lap	Time	SE1	SP1	SE2	SP2	SE3	SP3	Lap	Time	SE1	SP1	SE2	SP2	SE3	SP3
1	3:02.450	1:08.676	93	49.703	201	1:04.071	188	10	7:12.161	5:31.713	91	43.140	206	57.308	**192**
2	2:22.678	40.886	91	41.780	203	1:00.012	191	11	2:14.354	38.033	98	39.794	206	**56.527**	191
3	2:18.339	39.000	95	40.328	207	59.011	189	12	2:13.937	37.714	97	39.335	207	56.888	**192**
4	2:31.500	38.818	98	41.396	**210**	1:11.286		13	2:29.449	38.035	100	40.390	207	1:11.024	
5	4:49.066	3:08.384		41.378	208	59.304	190	14	4:13.988	2:35.884	81	41.066	199	57.038	191
6	2:16.948	39.007	96	39.883	208	58.058	190	15	2:13.628	37.558	**102**	39.492	207	56.578	191
7	2:17.659	38.853	93	40.805	207	58.001	189	16	**2:12.917**	**37.172**	100	**39.204**	208	56.541	191
8	2:17.349	38.514	97	40.218	209	58.617	190	17	2:25.551	37.711	99	39.587	207	1:08.253	
9	2:26.231	38.598	98	40.296	206	1:07.337									

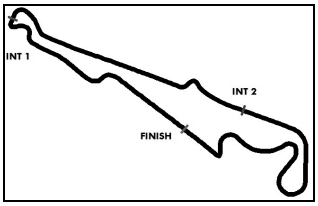

Lamborghini Blancpain Super Trofeo

Lap analysis Free Practice 1

Provisional

Circuit Paul Ricard, Length: 5842 m
Air temperature: 26.6°C
Track temperature: 28.4°C
Weather condition: Dry

PAUL RICARD 2014

Friday 27.6.2014 10:10

99 Nicole Louis, BEL , **theoretical besttime: 2:21.710**

Lap	Time	SE1	SP1	SE2	SP2	SE3	SP3	Lap	Time	SE1	SP1	SE2	SP2	SE3	SP3
1	3:46.328	1:41.637	79	53.649	199	1:11.042	187	12	2:24.416	41.087	91	41.603	203	1:01.726	188
2	2:38.024	45.090	85	46.230	201	1:06.704	188	13	2:24.528	41.495	98	42.364	205	1:00.669	189
3	2:37.891	45.772	69	47.611	197	1:04.508	178	14	2:42.344	41.347	90	41.864	205	1:19.133	
4	2:29.369	41.074	**101**	43.199	205	1:05.096	187	15	4:55.954	3:11.732	90	42.346	198	1:01.876	189
5	2:24.309	41.101	100	42.527	203	1:00.681	186	16	2:29.259	41.743	101	43.367	202	1:04.149	189
6	2:26.541	42.883	71	42.334	204	1:01.324	188	17	2:28.251	41.576	90	42.687	201	1:03.988	184
7	2:38.220	40.391	88	41.553	205	1:16.276		18	2:24.697	41.430	91	41.527	204	1:01.740	188
8	4:14.944	2:32.116	94	41.869	204	1:00.959	187	19	2:23.942	41.178	88	**41.367**	205	1:01.397	188
9	**2:23.827**	40.405	81	43.282	204	**1:00.140**	188	20	2:29.368	42.207	95	41.396	205	1:05.765	**190**
10	2:36.452	**40.203**	66	42.027	**206**	1:14.222	186	21	2:40.704	41.338	95	52.246	193	1:07.120	189
11	2:27.407	44.709	91	41.383	205	1:01.315	186	22	2:55.307	43.424	80	48.522	187	1:23.361	

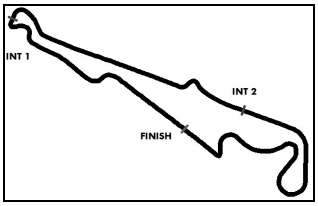

Lamborghini Blancpain Super Trofeo

Vmax list Free Practice 1

Provisional

Circuit Paul Ricard, Length: 5842 m
Air temperature: 26.8°C
Track temperature: 28.5°C
Weather condition: Dry

PAUL RICARD 2014

Friday 27.6.2014 10:10

Nr	Team, Car, Driver, Nat	Top speed
11	**Autocarrozzeria Imperiale S.R.L, Lamborghini Gallardo LP !**	
	Tanca Roberto , ITA	251,75 km/h
	Amici Andrea , ITA	
79	**Kinetic Racing Team, Lamborghini Gallardo LP 560**	
	Spiridonov Mikhail , RUS	251,75 km/h
90	**Autocarrozzeria Imperiale S.R.L, Lamborghini Gallardo LP !**	
	Di Folco Alberto , ITA	250,58 km/h
63	**Autovitesse Garage R. Affolter, Lamborghini Gallardo LP 5(**	
	Leimer Cedric , CHE	248,85 km/h
	Cochet Jonathan , FRA	
3	**Bonaldi Motorsport, Lamborghini Gallardo LP 560**	
	Piscopo Edoardo , ITA	248,28 km/h
	Pavlovic Milos , SRB	
34	**Bonaldi Motorsport, Lamborghini Gallardo LP 560**	
	Merchan Sebastian , ECU	248,28 km/h
55	**Charouz Racing System, Lamborghini Gallardo LP 560**	
	Louis Patrick , BEL	248,28 km/h
	Janis Jarek , CZE	
87	**Mirai Project Emmebi Motorsport, Lamborghini Gallardo LF**	
	Stancheris Davide , ITA	248,28 km/h
99	**Charouz Racing System, Lamborghini Gallardo LP 560**	
	Louis Nicole , BEL	248,28 km/h
22	**Automobili Lamborghini RT Ger, Lamborghini Gallardo LP !**	
	Mul Jeroem , NLD	247,71 km/h
6	**Composit Motorsport, Lamborghini Gallardo LP 560**	
	Cerqui Alberto , ITA	247,71 km/h
	Ceccato Andrea , ITA	
70	**Automobili Lamborghini RT Lux, Lamborghini Gallardo LP**	
	Abkhazava Shota , RUS	247,71 km/h
7	**Automobili Lamborghini RT Lux, Lamborghini Gallardo LP**	
	Polishchuk Taras , UKR	247,71 km/h
31	**DTMotorsport, Lamborghini Gallardo LP 560**	
	Pellegrinelli Simone , ITA	247,14 km/h
33	**Bonaldi Motorsport, Lamborghini Gallardo LP 560**	
	Vavaroussis Aristotelis , GRC	246,58 km/h
	Bortolotti Mirko , ITA	
77	**Automobili Lamborghini RT Lux, Lamborghini Gallardo LP**	
	Eskelinen Mikko , FIN	246,58 km/h
	Enjalbert Dimitri , FRA	
47	**Autocarrozzeria Imperiale S.R.L, Lamborghini Gallardo LP !**	
	Viberti Alberto , ITA	246,01 km/h

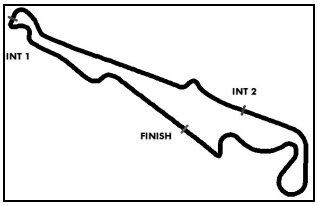

Lamborghini Blancpain Super Trofeo

Vmax list Free Practice 1

Provisional

Circuit Paul Ricard, Length: 5842 m
Air temperature: 26.8°C
Track temperature: 28.5°C
Weather condition: Dry

Friday 27.6.2014 10:10

PAUL RICARD 2014

Nr	Team, Car, Driver, Nat	Top speed
19	**Autovitesse Garage R. Affolter, Lamborghini Gallardo LP 5(**	
	Jenny Laurent , CHE	245,45 km/h
	Leimer Cyril , CHE	
32	**Eurotech Engineering srl, Lamborghini Gallardo LP 560**	
	Venturini Giovanni , ITA	245,45 km/h
16	**Composit Motorsport, Lamborghini Gallardo LP 560**	
	Zucchi Matteo , ITA	244,90 km/h
	Comini Stefano , CHE	
26	**GRT Grasser Racing Team, Lamborghini Gallardo LP 560**	
	Halek Sascha , AUT	242,15 km/h
	Hölling Ronald , AUT	
5	**Eurotech Engineering srl, Lamborghini Gallardo LP 560**	
	Delli Guanti Roberto , ITA	242,15 km/h
	Bocellari Gianfranco , ITA	
25	**GRT Grasser Racing Team, Lamborghini Gallardo LP 560**	
	Tweraser Gerhard , AUT	241,61 km/h
	Bickel Sandro , AUT	
4	**Automobili Lamborghini Racing Team (UK), Lamborghini G**	
	Rattenbury Jake , GBR	241,07 km/h
21	**Automobili Lamborghini RT Ger, Lamborghini Gallardo LP !**	
	Lima Carina , ANG	241,07 km/h
	Martins Alexander , PRT	
28	**Automobili Lamborghini Racing Team (UK), Lamborghini G**	
	Richards Tim , GBR	238,41 km/h
8	**Eurotech Engineering srl, Lamborghini Gallardo LP 560**	
	Flamino Manuel , ITA	235,29 km/h
	Sauto Vincenzo , ITA	

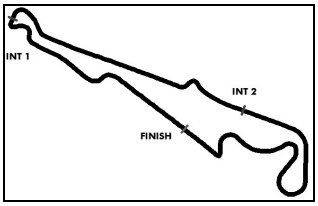

Lamborghini Blancpain Super Trofeo

Result List Free Practice 2

Provisional

Circuit Paul Ricard, Length: 5842 m
Air temperature: 27.1°C
Track temperature: 40.5°C
Weather condition: Dry

PAUL RICARD 2014

Friday 27.6.2014 13:50

started : 26 classified : 26 not classified : 0

		Cl.	Drivers	Team	Car	Lap	Best Time	Gap	Diff	Kph	Day Time
1	33	PAM	A.Varvaroussis/M.Bortolotti	Bonaldi Motorsport	Lamborghini Gallardo LP	13	**2:11.059**			160,5	14:24:43
2	16	PAM	M.Zucchi/S.Comini	Composit Motorsport	Lamborghini Gallardo LP	7	**2:11.720**	0.661	0.661	159,7	14:10:29
3	3	PRO	E.Piscopo/M.Pavlovic	Bonaldi Motorsport	Lamborghini Gallardo LP	14	**2:12.198**	1.139	0.478	159,1	14:28:00
4	90	PAM	A.Di Folco	Autocarrozzeria Imperiale S.R.L	Lamborghini Gallardo LP	3	**2:12.401**	1.342	0.203	158,8	14:02:08
5	6	PRO	A.Cerqui/A.Ceccato	Composit Motorsport	Lamborghini Gallardo LP	17	**2:12.440**	1.381	0.039	158,8	14:36:03
6	22	PRO	J.Mul	Automobili Lamborghini RT Ger	Lamborghini Gallardo LP	3	**2:12.536**	1.477	0.096	158,7	13:58:13
7	55	PAM	P.Louis/J.Janis	Charouz Racing System	Lamborghini Gallardo LP	13	**2:12.762**	1.703	0.226	158,4	14:30:46
8	63	PRO	C.Leimer/J.Cochet	Autovitesse Garage R. Affolter	Lamborghini Gallardo LP	17	**2:12.866**	1.807	0.104	158,3	14:35:47
9	34	PAM	S.Merchan	Bonaldi Motorsport	Lamborghini Gallardo LP	16	**2:13.138**	2.079	0.272	158,0	14:38:49
10	19	PAM	L.Jenny/C.Leimer	Autovitesse Garage R. Affolter	Lamborghini Gallardo LP	4	**2:13.234**	2.175	0.096	157,9	14:01:35
11	77	PAM	M.Eskelinen/D.Enjalbert	Automobili Lamborghini RT Lux	Lamborghini Gallardo LP	4	**2:13.343**	2.284	0.109	157,7	14:08:10
12	11	PRO	R.Tanca/A.Amici	Autocarrozzeria Imperiale S.R.L	Lamborghini Gallardo LP	18	**2:13.347**	2.288	0.004	157,7	14:39:41
13	32	PRO	G.Venturini	Eurotech Engineering srl	Lamborghini Gallardo LP	15	**2:13.463**	2.404	0.116	157,6	14:36:20
14	47	PRO	A.Viberti	Autocarrozzeria Imperiale S.R.L	Lamborghini Gallardo LP	4	**2:13.937**	2.878	0.474	157,0	13:59:35
15	4	AM	J.Rattenbury	Automobili Lamborghini Racing Tea	Lamborghini Gallardo LP	17	**2:14.605**	3.546	0.668	156,2	14:39:06
16	26	AM	S.Halek/R.Hölling	GRT Grasser Racing Team	Lamborghini Gallardo LP	6	**2:14.706**	3.647	0.101	156,1	14:06:17
17	87	PRO	D.Stancheris	Mirai Project Emmebi Motorsport	Lamborghini Gallardo LP	16	**2:14.827**	3.768	0.121	156,0	14:40:30
18	31	AM	S.Pellegrinelli	DTMotorsport	Lamborghini Gallardo LP	13	**2:15.334**	4.275	0.507	155,4	14:28:55
19	70	AM	S.Abkhazava	Automobili Lamborghini RT Lux	Lamborghini Gallardo LP	4	**2:16.511**	5.452	1.177	154,1	14:01:24
20	79	AM	M.Spiridonov	Kinetic Racing Team	Lamborghini Gallardo LP	16	**2:16.567**	5.508	0.056	154,0	14:34:33
21	7	AM	T.Polishchuk	Automobili Lamborghini RT Lux	Lamborghini Gallardo LP	18	**2:17.001**	5.942	0.434	153,5	14:39:40
22	21	AM	C.Lima/A.Martins	Automobili Lamborghini RT Ger	Lamborghini Gallardo LP	17	**2:17.674**	6.615	0.673	152,8	14:41:18
23	5	AM	R.Delli Guanti/G.Bocellari	Eurotech Engineering srl	Lamborghini Gallardo LP	3	**2:20.606**	9.547	2.932	149,6	13:58:43
24	99	AM	N.Louis	Charouz Racing System	Lamborghini Gallardo LP	11	**2:20.808**	9.749	0.202	149,4	14:19:02
25	28	AM	T.Richards	Automobili Lamborghini Racing Tea	Lamborghini Gallardo LP	12	**2:24.140**	13.081	3.332	145,9	14:33:29
	25	PAM	G.Tweraser/S.Bickel	GRT Grasser Racing Team	Lamborghini Gallardo LP	0					

Publications Time: Race Director: Time Keeping:

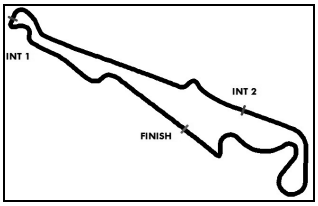

Lamborghini Blancpain Super Trofeo

Class results Free Practice 2

Provisional

Circuit Paul Ricard, Length: 5842 m
Air temperature: 27.1°C
Track temperature: 40.5°C
Weather condition: Dry

PAUL RICARD 2014

Friday 27.6.2014 13:50

started : 26 **classified : 26** **not classified : 0**

CLASS: PRO

Started: 8 **Classified: 8** **Not Classified: 0**

		Drivers	Team	Car	Lap	Best Time	Gap	Diff	Kph	Day Time
1	3	E.Piscopo/M.Pavlovic	Bonaldi Motorsport	Lamborghini Gallardo LP 560	14	**2:12.198**	1.139	0.478	159,1	14:28:00
2	6	A.Cerqui/A.Ceccato	Composit Motorsport	Lamborghini Gallardo LP 560	17	**2:12.440**	1.381	0.039	158,8	14:36:03
3	22	J.Mul	Automobili Lamborghini RT Ger	Lamborghini Gallardo LP 560	3	**2:12.536**	1.477	0.096	158,7	13:58:13
4	63	C.Leimer/J.Cochet	Autovitesse Garage R. Affolter	Lamborghini Gallardo LP 560	17	**2:12.866**	1.807	0.104	158,3	14:35:47
5	11	R.Tanca/A.Amici	Autocarrozzeria Imperiale S.R.L	Lamborghini Gallardo LP 560	18	**2:13.347**	2.288	0.004	157,7	14:39:41
6	32	G.Venturini	Eurotech Engineering srl	Lamborghini Gallardo LP 560	15	**2:13.463**	2.404	0.116	157,6	14:36:20
7	47	A.Viberti	Autocarrozzeria Imperiale S.R.L	Lamborghini Gallardo LP 560	4	**2:13.937**	2.878	0.474	157,0	13:59:35
8	87	D.Stancheris	Mirai Project Emmebi Motorsport	Lamborghini Gallardo LP 560	16	**2:14.827**	3.768	0.121	156,0	14:40:30

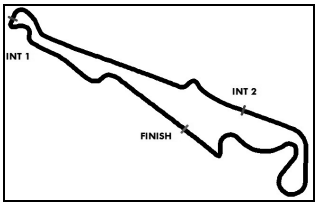

Lamborghini Blancpain Super Trofeo

Class results Free Practice 2

Provisional

Circuit Paul Ricard, Length: 5842 m
Air temperature: 27.1°C
Track temperature: 40.5°C
Weather condition: Dry

PAUL RICARD 2014

Friday 27.6.2014 13:50

started : 26 **classified : 26** **not classified : 0**

CLASS: PRO-AM

Started: 8 **Classified: 8** **Not Classified: 0**

		Drivers	Team	Car	Lap	Best Time	Gap	Diff	Kph	Day Time
1	33	A.Varvaroussis/M.Bortolotti	Bonaldi Motorsport	Lamborghini Gallardo LP 560	13	**2:11.059**			160,5	14:24:43
2	16	M.Zucchi/S.Comini	Composit Motorsport	Lamborghini Gallardo LP 560	7	**2:11.720**	0.661	0.661	159,7	14:10:29
3	90	A.Di Folco	Autocarrozzeria Imperiale S.R.L	Lamborghini Gallardo LP 560	3	**2:12.401**	1.342	0.203	158,8	14:02:08
4	55	P.Louis/J.Janis	Charouz Racing System	Lamborghini Gallardo LP 560	13	**2:12.762**	1.703	0.226	158,4	14:30:46
5	34	S.Merchan	Bonaldi Motorsport	Lamborghini Gallardo LP 560	16	**2:13.138**	2.079	0.272	158,0	14:38:49
6	19	L.Jenny/C.Leimer	Autovitesse Garage R. Affolter	Lamborghini Gallardo LP 560	4	**2:13.234**	2.175	0.096	157,9	14:01:35
7	77	M.Eskelinen/D.Enjalbert	Automobili Lamborghini RT Lux	Lamborghini Gallardo LP 560	4	**2:13.343**	2.284	0.109	157,7	14:08:10
	25	G.Tweraser/S.Bickel	GRT Grasser Racing Team	Lamborghini Gallardo LP 560	0					

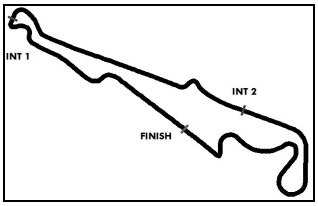

Lamborghini Blancpain Super Trofeo

Class results Free Practice 2

Provisional

Circuit Paul Ricard, Length: 5842 m
Air temperature: 27.1°C
Track temperature: 40.5°C
Weather condition: Dry

PAUL RICARD 2014

Friday 27.6.2014 13:50

started : 26 **classified : 26** **not classified : 0**

CLASS: AM

Started: 10 **Classified: 10** **Not Classified: 0**

		Drivers	Team	Car	Lap	Best Time	Gap	Diff	Kph	Day Time
1	4	J.Rattenbury	Automobili Lamborghini Racing Te	Lamborghini Gallardo LP 560	17	**2:14.605**	3.546	0.668	156,2	14:39:06
2	26	S.Halek/R.Hölling	GRT Grasser Racing Team	Lamborghini Gallardo LP 560	6	**2:14.706**	3.647	0.101	156,1	14:06:17
3	31	S.Pellegrinelli	DTMotorsport	Lamborghini Gallardo LP 560	13	**2:15.334**	4.275	0.507	155,4	14:28:55
4	70	S.Abkhazava	Automobili Lamborghini RT Lux	Lamborghini Gallardo LP 560	4	**2:16.511**	5.452	1.177	154,1	14:01:24
5	79	M.Spiridonov	Kinetic Racing Team	Lamborghini Gallardo LP 560	16	**2:16.567**	5.508	0.056	154,0	14:34:33
6	7	T.Polishchuk	Automobili Lamborghini RT Lux	Lamborghini Gallardo LP 560	18	**2:17.001**	5.942	0.434	153,5	14:39:40
7	21	C.Lima/A.Martins	Automobili Lamborghini RT Ger	Lamborghini Gallardo LP 560	17	**2:17.674**	6.615	0.673	152,8	14:41:18
8	5	R.Delli Guanti/G.Bocellari	Eurotech Engineering srl	Lamborghini Gallardo LP 560	3	**2:20.606**	9.547	2.932	149,6	13:58:43
9	99	N.Louis	Charouz Racing System	Lamborghini Gallardo LP 560	11	**2:20.808**	9.749	0.202	149,4	14:19:02
10	28	T.Richards	Automobili Lamborghini Racing Te	Lamborghini Gallardo LP 560	12	**2:24.140**	13.081	3.332	145,9	14:33:29

Publications Time: Race Director: Time Keeping:

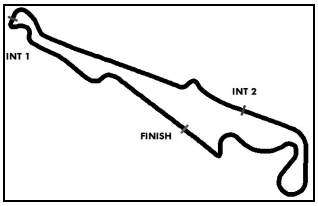

Lamborghini Blancpain Super Trofeo

Lap analysis Free Practice 2

Provisional

Circuit Paul Ricard, Length: 5842 m
Air temperature: 27.2°C
Track temperature: 40.7°C
Weather condition: Dry

PAUL RICARD 2014

Friday 27.6.2014 13:50

3 Edoardo Piscopo, ITA/ Milos Pavlovic, SRB — theoretical besttime: 2:12.057

Lap	Time	SE1	SP1	SE2	SP2	SE3	SP3	TSP	Lap	Time	SE1	SP1	SE2	SP2	SE3	SP3	TSP
1	2:56.110	1:02.908	93	49.682	194	1:03.520	189	122	11	3:29.909	37.086	***101***	***38.929***	208	2:13.894		245
2	2:14.173	37.869	96	40.254	207	***56.050***	189	245	12	2:40.703	55.653	93	41.713	200	1:03.337	190	143
3	2:22.077	39.527	93	43.695	203	58.855	190	245	13	2:12.464	37.244	100	39.153	208	56.067	190	245
4	2:14.759	37.556	98	40.956	207	56.247	190	246	14	***2:12.198***	37.105	101	38.955	***210***	56.138	190	245
5	2:13.147	37.404	96	39.542	207	56.201	189	246	15	2:22.431	41.964	92	41.281	208	59.186	***193***	222
6	5:44.043	37.317	101	39.669	207	4:27.057		245	16	8:05.883	37.560	99	39.101	208	6:49.222		***247***
7	2:36.516	58.140	96	41.323	202	57.053	190	142	17	2:34.821	57.827	97	39.426	208	57.568	191	146
8	2:13.174	37.320	96	39.337	207	56.517	190	244	18	2:12.496	37.145	***101***	39.232	209	56.119	191	247
9	2:33.519	***37.078***	99	40.066	205	1:16.375	190	245	19		47.662	77	57.546	150			153
10	2:17.687	38.477	84	41.536	205	57.674	191	244									

4 Jake Rattenbury, GBR , — theoretical besttime: 2:14.569

Lap	Time	SE1	SP1	SE2	SP2	SE3	SP3	TSP	Lap	Time	SE1	SP1	SE2	SP2	SE3	SP3	TSP
1	3:54.540	2:03.129	96	45.506	191	1:05.905	162	135	11	2:16.281	38.467	95	40.380	207	57.434	188	237
2	2:45.735	43.963	97	48.113	119	1:13.659	186	196	12	2:29.653	40.049	94	41.778	205	1:07.826		235
3	2:17.681	38.502	99	40.631	205	58.548	187	233	13	3:50.247	2:05.418	97	42.626	133	1:02.203	188	126
4	2:16.845	38.450	100	40.533	203	57.862	188	235	14	2:14.827	***37.706***	102	***39.723***	205	57.398	188	237
5	2:26.796	38.002	101	40.341	203	1:08.453		236	15	2:19.175	37.804	***104***	39.924	***207***	1:01.447	188	237
6	6:14.473	4:33.435	94	42.718	202	58.320	188	127	16	2:15.099	37.870	96	39.876	207	57.353	188	***238***
7	2:17.853	38.354	100	40.568	203	58.931	186	236	17	***2:14.605***	37.722	102	39.743	205	***57.140***	***189***	237
8	2:16.831	38.401	100	40.465	205	57.965	187	235	18	2:18.129	39.303	100	41.082	205	57.744	188	232
9	2:30.303	39.654	102	41.727	205	1:08.922		236	19	2:27.921	37.958	101	40.186	205	1:09.777		***238***
10	4:25.827	2:47.611	100	40.468	205	57.748	188	139									

5 Roberto Delli Guanti, ITA/ Gianfranco Bocellari, ITA — theoretical besttime: 2:20.031

Lap	Time	SE1	SP1	SE2	SP2	SE3	SP3	TSP	Lap	Time	SE1	SP1	SE2	SP2	SE3	SP3	TSP
1	3:50.634	1:47.159	93	53.586	151	1:09.889	183	138	9	2:21.670	39.929	98	41.415	205	1:00.326	188	237
2	2:32.160	43.487	96	45.855	203	1:02.818	186	227	10	2:21.398	39.513	***99***	41.687	205	1:00.198	188	240
3	***2:20.606***	39.045	97	41.490	207	***1:00.071***	***189***	238	11	2:21.709	***38.870***	96	41.556	206	1:01.283	181	241
4	2:23.851	39.775	90	41.769	204	1:02.307	188	239	12	2:25.028	40.014	98	42.530	203	1:02.484	183	241
5	2:21.447	39.406	95	41.830	203	1:00.211	187	241	13	4:14.519	40.700	94	***41.090***	***207***	2:52.729		238
6	2:22.997	40.062	94	42.082	203	1:00.853	187	239	14	4:20.723	1:01.265	94	43.806	203	2:35.652		124
7	12:57.356	39.381	96	44.414	205	11:33.561		***242***	15	2:45.999	55.151	98	43.359	205	1:07.489	185	138
8	2:47.595	1:01.456	96	42.686	205	1:03.453	187	130	16		40.866	94	1:06.808	191			241

6 Alberto Cerqui, ITA/ Andrea Ceccato, ITA — theoretical besttime: 2:12.072

Lap	Time	SE1	SP1	SE2	SP2	SE3	SP3	TSP	Lap	Time	SE1	SP1	SE2	SP2	SE3	SP3	TSP
1	2:50.200	1:01.275	86	46.601	181	1:02.324	187	116	11	2:51.764	1:08.076	81	44.161	205	59.527	188	119
2	2:19.277	40.253	98	41.589	205	57.435	189	243	12	2:12.666	37.648	100	***38.811***	***210***	***56.207***	191	242
3	2:14.570	37.878	100	40.202	207	56.490	191	244	13	2:13.088	***37.054***	102	39.135	209	56.899	191	244
4	2:14.822	38.036	100	40.084	207	56.702	188	244	14	3:51.917	38.040	99	43.142	207	2:30.735		245
5	4:09.548	38.003	97	39.915	207	2:51.630		***245***	15	2:47.321	59.538	91	45.434	124	1:02.349	***191***	146
6	2:40.108	1:01.820	93	40.971	204	57.317	189	128	16	2:13.106	37.469	***104***	39.080	209	56.557	191	244
7	2:13.911	37.819	100	39.556	208	56.536	189	243	17	***2:12.440***	37.117	102	38.930	209	56.393	190	244
8	2:13.895	37.828	98	39.614	208	56.453	190	243	18	3:30.852	37.435	101	39.350	153	2:14.067		***245***
9	2:13.913	37.694	99	39.459	208	56.760	189	243	19	2:37.971	57.393	86	42.313	206	58.265	190	133
10	4:30.572	37.758	97	39.576	209	3:13.238		243	20		37.618	98	45.544	169			244

7 Taras Polishchuk, UKR , — theoretical besttime: 2:16.684

Lap	Time	SE1	SP1	SE2	SP2	SE3	SP3	TSP	Lap	Time	SE1	SP1	SE2	SP2	SE3	SP3	TSP
1	3:51.152	1:50.484	92	51.069	163	1:09.599	186	138	11	2:19.956	39.496	93	40.923	205	59.537	185	244
2	2:29.553	43.771	93	44.200	202	1:01.582	187	225	12	2:20.382	40.360	***101***	40.667	203	59.355	185	244
3	2:20.102	39.553	92	41.101	204	59.448	186	244	13	2:27.466	38.933	99	40.285	205	1:08.248		245
4	2:21.543	41.012	88	40.968	205	59.563	187	245	14	4:38.480	2:58.330	100	41.474	204	58.676	187	142
5	2:33.487	41.613	96	41.697	203	1:10.177		245	15	2:18.619	39.279	95	40.283	204	59.057	188	246
6	5:46.750	4:01.277	71	44.424	202	1:01.049	187	137	16	2:17.787	38.783	95	***39.914***	205	59.090	185	246
7	2:23.178	41.786	95	42.435	204	58.957	187	243	17	2:18.095	38.802	96	40.338	199	58.955	188	245
8	2:19.808	39.613	95	40.547	***206***	59.648	187	244	18	***2:17.001***	38.432	96	40.055	205	58.514	***189***	***247***
9	2:18.333	39.304	97	40.479	197	58.550	186	245	19	2:38.818	***38.321***	93	59.050	187	1:01.447	187	***247***
10	2:18.554	39.333	98	40.772	200	***58.449***	***189***	244	20	2:53.792	38.921	93	50.380	198	1:24.491		245

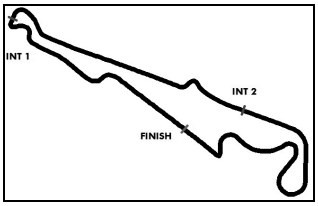

Lamborghini Blancpain Super Trofeo

Lap analysis Free Practice 2

Provisional

Circuit Paul Ricard, Length: 5842 m
Air temperature: 27.2°C
Track temperature: 40.7°C
Weather condition: Dry

PAUL RICARD 2014

Friday 27.6.2014 13:50

11 Roberto Tanca, ITA/ Andrea Amici, ITA — theoretical besttime: 2:12.883

Lap	Time	SE1	SP1	SE2	SP2	SE3	SP3	TSP	Lap	Time	SE1	SP1	SE2	SP2	SE3	SP3	TSP
1	2:47.403	1:04.009	89	43.751	207	59.643	192	122	11	2:14.855	37.735	***99***	39.728	208	57.392	191	247
2	2:17.817	39.065	98	40.635	210	58.117	188	247	12	2:28.288	37.919	97	41.083	205	1:09.286		248
3	2:17.887	38.796	95	39.984	209	59.107	189	247	13	5:08.591	3:28.016	94	43.385	201	57.190	190	138
4	2:14.611	37.786	97	39.868	210	56.957	190	245	14	2:14.414	37.416	99	39.522	210	57.476	192	245
5	2:18.987	41.571	96	39.823	210	57.593	191	247	15	2:14.154	37.315	96	***39.039***	209	57.800	188	243
6	2:28.704	37.636	97	40.448	209	1:10.620		248	16	2:36.652	49.485	98	40.587	207	1:06.580		245
7	5:28.638	3:50.246	96	40.887	207	57.505	189	132	17	3:45.642	2:09.283	95	39.703	207	***56.656***	***192***	142
8	2:15.112	38.124	98	40.008	209	56.980	190	248	18	***2:13.347***	***37.188***	97	39.360	209	56.799	192	250
9	2:15.709	37.537	98	39.779	***211***	58.393	190	247	19	2:43.609	37.609	98	44.744	183	1:21.256		***251***
10	2:20.603	37.661	97	40.620	208	1:02.322	191	248									

16 Matteo Zucchi, ITA/ Stefano Comini, CHE — theoretical besttime: 2:11.720

Lap	Time	SE1	SP1	SE2	SP2	SE3	SP3	TSP	Lap	Time	SE1	SP1	SE2	SP2	SE3	SP3	TSP
1	4:16.775	1:14.067	77	49.712	199	2:12.996		91	11	2:15.351	38.090	***102***	39.430	205	57.831	189	242
2	2:35.078	55.939	98	42.049	204	57.090	188	141	12	2:15.085	38.210	101	39.595	207	57.280	188	245
3	2:14.915	38.006	100	40.001	206	56.908	188	241	13	2:14.813	38.117	97	39.604	***208***	57.092	189	243
4	4:15.036	37.635	99	39.823	206	2:57.578		243	14	2:14.438	37.937	100	39.435	***208***	57.066	189	243
5	2:42.932	55.475	99	43.216	175	1:04.241	187	147	15	2:14.291	37.683	101	39.887	206	56.721	189	***247***
6	2:12.981	37.563	100	39.266	207	56.152	187	241	16	2:14.027	37.680	101	39.667	207	56.680	188	244
7	***2:11.720***	***36.966***	101	***39.073***	207	***55.681***	188	241	17	2:33.873	37.979	95	41.819	161	1:14.075	***190***	245
8	2:12.264	37.051	101	39.194	207	56.019	188	244	18	2:25.262	39.056	86	46.116	200	1:00.090	189	244
9	5:38.833	37.775	98	39.610	206	4:21.448		244	19		37.482	101	1:10.609	54			245
10	2:45.934	1:00.921	92	46.677	205	58.336	189	123									

19 Laurent Jenny, CHE/ Cyril Leimer, CHE — theoretical besttime: 2:13.234

Lap	Time	SE1	SP1	SE2	SP2	SE3	SP3	TSP	Lap	Time	SE1	SP1	SE2	SP2	SE3	SP3	TSP
1	4:51.912	3:09.270	94	43.143	205	59.499	187	125	11	2:35.447	40.339	74	41.965	207	1:13.143		241
2	2:16.600	38.364	96	41.613	207	56.623	188	239	12	3:59.662	2:18.649	95	41.602	205	59.411	186	147
3	2:14.078	37.902	98	39.769	207	56.407	189	241	13	2:21.964	39.341	94	42.302	***208***	1:00.321	189	241
4	***2:13.234***	***37.852***	***102***	***39.234***	207	***56.148***	189	242	14	2:20.904	38.977	91	41.813	205	1:00.114	186	243
5	2:38.262	42.711	93	43.657	206	1:11.894		238	15	2:18.295	39.177	97	40.803	***208***	58.315	191	243
6	3:37.645	1:53.329	92	43.051	201	1:01.265	186	147	16	2:18.118	38.137	99	40.375	***208***	59.606	187	243
7	2:21.939	40.890	97	41.530	206	59.519	185	239	17	2:17.907	39.301	94	40.370	208	58.236	190	242
8	2:23.062	40.728	98	41.485	208	1:00.849	188	239	18	2:20.582	39.564	67	41.985	207	59.033	***191***	243
9	2:20.815	39.591	96	41.085	208	1:00.139	188	241	19	2:33.399	38.739	98	41.041	199	1:13.619		***244***
10	2:19.439	39.776	94	41.022	208	58.641	189	242	20	4:35.060	2:20.171	59	50.437	172	1:24.452		147

21 Carina Lima, ANG/ Alexander Martins, PRT — theoretical besttime: 2:17.440

Lap	Time	SE1	SP1	SE2	SP2	SE3	SP3	TSP	Lap	Time	SE1	SP1	SE2	SP2	SE3	SP3	TSP
1	3:50.183	1:46.069	84	53.866	172	1:10.248	182	123	10	2:25.176	40.656	96	41.847	***207***	1:02.673	188	239
2	2:36.227	43.249	93	45.165	204	1:07.813	186	234	11	2:27.738	40.439	97	43.317	203	1:03.982	***189***	239
3	2:34.944	43.231	95	44.817	206	1:06.896	187	237	12	2:23.422	39.937	98	41.468	204	1:02.017	186	***241***
4	2:34.143	42.311	92	46.285	194	1:05.547	186	239	13	2:42.484	41.348	86	46.211	204	1:14.925		239
5	2:31.871	42.379	95	43.837	204	1:05.655	187	239	14	7:27.139	5:42.011	88	42.939	201	1:02.189	185	103
6	2:43.863	43.792	81	43.425	203	1:16.646		239	15	2:19.247	39.449	***102***	40.794	204	59.004	189	238
7	5:02.971	3:12.498	95	44.658	203	1:05.815	186	121	16	2:18.243	39.147	101	40.615	206	***58.481***	188	241
8	2:34.770	45.117	95	44.683	205	1:04.970	185	239	17	***2:17.674***	38.598	101	***40.460***	206	58.616	188	241
9	2:28.643	40.641	98	44.979	201	1:03.023	187	238	18	3:06.823	***38.499***	101	49.987	201	1:38.337		241

22 Jeroen Mul, NLD , — theoretical besttime: 2:12.536

Lap	Time	SE1	SP1	SE2	SP2	SE3	SP3	TSP	Lap	Time	SE1	SP1	SE2	SP2	SE3	SP3	TSP
1	3:46.388	1:43.723	76	55.575	169	1:07.090	186	136	10	2:14.015	37.443	98	39.572	205	57.000	188	245
2	2:14.071	37.931	100	39.635	204	56.505	188	242	11	2:28.631	38.707	98	39.727	207	1:10.197		245
3	***2:12.536***	***37.245***	102	***39.304***	207	***55.987***	188	244	12	10:25.940	8:48.845	96	40.175	204	56.920	188	88
4	2:13.408	37.531	99	39.403	206	56.474	189	245	13	2:14.451	37.670	100	40.197	205	56.584	188	245
5	2:13.612	37.739	98	39.504	205	56.369	189	246	14	2:14.471	37.439	98	39.897	206	57.135	188	246
6	2:23.249	37.527	97	39.955	205	1:05.767		245	15	2:14.631	37.415	101	39.802	205	57.414	189	246
7	7:17.056	5:38.818	100	40.626	204	57.612	188	146	16	2:14.607	37.610	99	40.076	206	56.921	***189***	245
8	2:13.629	38.084	101	39.423	207	56.122	188	244	17	2:22.815	37.809	98	39.966	206	1:05.040		***247***
9	2:16.022	38.423	***102***	40.073	***208***	57.526	188	245									

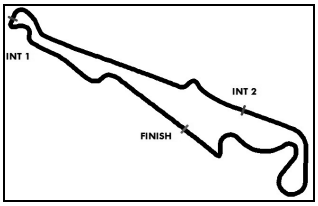

Lamborghini Blancpain Super Trofeo

Lap analysis Free Practice 2

Provisional

Circuit Paul Ricard, Length: 5842 m
Air temperature: 27.2°C
Track temperature: 40.7°C
Weather condition: Dry

PAUL RICARD 2014

Friday 27.6.2014 13:50

25 Gerhard Tweraser, AUT/ Sandro Bickel, AUT — theoretical besttime: 1:21.840

Lap	Time	SE1	SP1	SE2	SP2	SE3	SP3	TSP	Lap	Time	SE1	SP1	SE2	SP2	SE3	SP3	TSP
1	2:46.679	59.835	96	46.279	206	1:00.565	***187***	117	3	19:36.716	1:10.871	99	54.952	204	17:30.893		124
2	5:28.187	***39.052***	***103***	***42.788***	***208***	4:06.347		***236***	4	8:33.540	1:15.476	85	56.935	127	6:21.129		125

26 Sascha Halek, AUT/ Ronald Hölling, AUT — theoretical besttime: 2:14.250

Lap	Time	SE1	SP1	SE2	SP2	SE3	SP3	TSP	Lap	Time	SE1	SP1	SE2	SP2	SE3	SP3	TSP
1	2:51.270	56.474	88	48.510	201	1:06.286	184	98	4	2:14.915	38.166	***102***	39.763	206	***56.986***	188	***239***
2	4:06.778	41.109	91	42.645	205	2:43.024		235	5	2:15.138	***37.653***	99	***39.611***	***206***	57.874	187	239
3	2:34.932	56.817	98	40.769	***206***	57.346	188	101	6	***2:14.706***	38.010	99	39.693	205	57.003	***188***	***239***

28 Tim Richards, GBR , — theoretical besttime: 2:23.610

Lap	Time	SE1	SP1	SE2	SP2	SE3	SP3	TSP	Lap	Time	SE1	SP1	SE2	SP2	SE3	SP3	TSP
1	4:45.502	2:48.145	86	47.882	192	1:09.475	185	79	8	2:45.761	43.792	69	47.182	200	1:14.787		232
2	2:38.292	43.807	90	45.673	201	1:08.812	182	234	9	8:23.035	6:36.329	94	43.068	200	1:03.638	186	67
3	2:39.081	44.503	98	46.610	200	1:07.968	184	233	10	2:27.912	41.478	87	43.225	200	1:03.209	185	233
4	2:30.040	42.009	91	42.536	201	1:05.495	183	236	11	2:26.193	41.046	***100***	42.840	***204***	1:02.307	185	***237***
5	2:42.872	42.722	93	44.786	199	1:15.364		236	12	***2:24.140***	40.320	97	***41.394***	203	1:02.426	185	236
6	7:09.208	5:13.508	85	45.181	201	1:10.519	181	68	13	2:25.094	***40.204***	96	42.878	200	***1:02.012***	186	236
7	2:37.076	45.208	91	45.616	201	1:06.252	***186***	233	14	2:39.914	41.481	94	44.200	203	1:14.233		237

31 Simone Pellegrinelli, ITA , — theoretical besttime: 2:14.927

Lap	Time	SE1	SP1	SE2	SP2	SE3	SP3	TSP	Lap	Time	SE1	SP1	SE2	SP2	SE3	SP3	TSP
1	7:45.145	5:38.809	83	1:01.506	129	1:04.830	187	110	10	5:42.792	3:59.617	78	44.908	207	58.267	189	132
2	2:24.995	40.923	91	43.202	203	1:00.870	188	237	11	2:16.453	38.066	95	39.991	207	58.396	189	239
3	2:17.002	38.836	96	40.463	204	57.703	189	239	12	2:19.214	38.597	95	41.761	207	58.856	189	239
4	2:15.447	38.012	***97***	39.724	208	57.711	189	241	13	***2:15.334***	38.249	95	39.634	***209***	57.451	190	241
5	2:15.638	38.041	94	39.987	204	57.610	189	239	14	2:33.137	41.064	89	41.790	205	1:10.283		241
6	2:18.487	39.014	92	40.124	208	59.349	189	239	15	4:01.991	2:24.179	96	40.382	208	***57.430***	***193***	131
7	2:15.341	***37.944***	96	39.865	208	57.532	189	239	16	2:18.084	38.370	94	41.566	201	58.148	191	***243***
8	2:15.670	38.020	97	***39.553***	208	58.097	190	241	17	2:25.760	37.973	95	40.084	207	1:07.703		241
9	2:33.734	41.469	89	42.115	208	1:10.150		237	18	4:21.214	1:57.875	95	40.051	204	1:43.288		132

32 Giovanni Venturini, ITA , — theoretical besttime: 2:13.149

Lap	Time	SE1	SP1	SE2	SP2	SE3	SP3	TSP	Lap	Time	SE1	SP1	SE2	SP2	SE3	SP3	TSP
1	2:24.607								10	2:13.608	***37.361***	98	***39.253***	208	56.994	190	241
2	3:04.951	1:07.763	77	50.528	146	1:06.660	189	109	11	8:03.993	42.691	87	44.208	206	6:37.094		224
3	2:34.601	41.174	98	43.844	207	1:09.583	190	209	12	2:39.437	59.808	97	41.824	207	57.805	191	140
4	6:32.517	38.458	98	40.900	209	5:13.159		239	13	2:13.763	37.660	99	39.374	208	56.729	191	242
5	2:45.985	1:00.622	92	45.059	206	1:00.304	188	128	14	2:15.738	39.101	100	39.825	209	56.812	191	242
6	2:24.638	39.709	99	42.991	145	1:01.938	191	238	15	***2:13.463***	37.433	99	39.495	209	***56.535***	***191***	***242***
7	2:20.107	37.935	98	42.500	204	59.672	191	242	16	5:06.098	42.749	95	43.169	207	3:40.180		242
8	2:16.628	37.863	100	39.326	***211***	59.439	191	240	17		55.944	98	43.215	195			138
9	2:16.886	37.486	***100***	39.735	209	59.665	190	242									

33 Aristotelis Varvaroussis, GRC/ Mirko Bortolotti, ITA — theoretical besttime: 2:11.020

Lap	Time	SE1	SP1	SE2	SP2	SE3	SP3	TSP	Lap	Time	SE1	SP1	SE2	SP2	SE3	SP3	TSP
1	3:20.910	1:26.513	91	48.031	205	1:06.366	186	140	12	2:16.282	37.720	103	42.494	206	56.068	190	241
2	2:30.479	38.669	100	42.099	148	1:09.711	190	241	13	***2:11.059***	***36.720***	104	38.740	209	***55.599***	191	244
3	2:15.169	38.040	97	40.257	208	56.872	189	241	14	2:24.321	42.597	83	44.158	208	57.566	192	242
4	2:16.631	37.903	101	40.477	207	58.251	191	243	15	2:14.495	36.926	103	41.345	208	56.224	***192***	243
5	2:19.358	41.733	100	39.972	207	57.653	188	***247***	16	2:11.647	37.152	***105***	***38.701***	209	55.794	191	244
6	2:25.502	37.781	100	50.267	208	57.454	189	244	17	4:09.058	36.922	104	38.748	***209***	2:53.388		243
7	2:15.745	37.957	98	40.305	206	57.483	189	242	18	2:54.374	1:00.721	101	42.793	147	1:10.860	189	116
8	2:16.697	39.164	97	40.265	208	57.268	190	243	19	2:20.673	38.254	103	44.630	207	57.789	189	244
9	2:15.768	38.198	102	40.265	209	57.305	189	244	20	2:16.051	37.419	102	39.960	208	58.672	151	245
10	5:26.088	41.617	92	43.869	207	4:00.602		245	21	3:01.161	44.905	85	51.002	206	1:25.254		163
11	2:53.697	1:01.246	44	50.859	189	1:01.592	190	138									

34 Sebastian Merchan, ECU , — theoretical besttime: 2:12.579

Lap	Time	SE1	SP1	SE2	SP2	SE3	SP3	TSP	Lap	Time	SE1	SP1	SE2	SP2	SE3	SP3	TSP
1	3:36.029								10	2:13.174	37.640	100	39.596	207	***55.938***	191	242
2	2:56.100	1:03.465	83	54.098	205	58.537	188	119	11	7:08.515	37.822	85	***39.339***	***210***	5:51.354		244
3	2:17.397	38.663	100	42.075	208	56.659	188	240	12	2:32.937	56.331	99	39.625	208	56.981	191	133
4	2:14.818	38.051	93	39.986	208	56.781	191	243	13	2:13.784	37.705	98	39.458	208	56.621	191	***245***
5	2:14.384	37.603	97	40.303	207	56.478	191	244	14	2:13.670	37.333	101	39.437	209	56.900	190	244

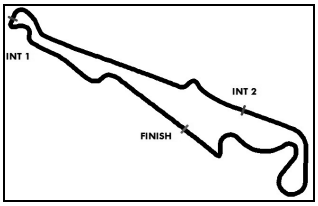

Lamborghini Blancpain Super Trofeo

Lap analysis Free Practice 2

Provisional

Circuit Paul Ricard, Length: 5842 m
Air temperature: 27.2°C
Track temperature: 40.7°C
Weather condition: Dry

PAUL RICARD 2014

Friday 27.6.2014 13:50

Lap	Time	SE1	SP1	SE2	SP2	SE3	SP3	TSP	Lap	Time	SE1	SP1	SE2	SP2	SE3	SP3	TSP
6	2:13.763	37.729	99	39.521	207	56.513	190	243	15	2:27.887	49.283	80	41.999	209	56.605	***192***	210
7	7:14.011	37.587	97	40.589	208	5:55.835		243	16	***2:13.138***	***37.302***	97	39.352	209	56.484	190	***245***
8	2:45.130	55.945	98	40.479	205	1:08.706	190	136	17	7:13.028	38.479	***101***	39.748	208	5:54.801		241
9	2:14.506	37.872	98	40.383	208	56.251	190	241									

47 Alberto Viberti, ITA ,

theoretical besttime: 2:13.863

1	2:48.156	1:04.639	93	43.591	207	59.926	189	126	9	2:20.331	38.341	99	45.083	206	56.907	***190***	***244***
2	2:17.568	38.661	***100***	41.288	207	57.619	188	244	10	2:18.484	37.961	94	43.407	208	57.116	189	243
3	2:16.280	38.918	98	39.918	208	57.444	188	***244***	11	2:15.001	37.645	97	***39.619***	***209***	57.737	189	244
4	***2:13.937***	37.589	97	39.632	207	***56.716***	187	243	12	2:27.064	37.548	98	40.242	207	1:09.274		243
5	2:14.376	37.853	100	39.745	206	56.778	189	***244***	13	8:43.027	7:05.937	97	39.771	***209***	57.319	***190***	142
6	2:41.030	40.090	86	47.263	173	1:13.677		***244***	14	2:15.216	***37.528***	99	39.651	207	58.037	188	244
7	5:10.854	3:33.351	99	40.523	207	56.980	187	144	15	2:14.918	37.769	97	39.918	206	57.231	189	244
8	2:15.289	37.864	98	39.705	***209***	57.720	189	243	16	2:25.247	37.689	99	39.701	206	1:07.857		***244***

55 Patrick Louis, BEL/ Jarek Janis, CZE

theoretical besttime: 2:12.762

1	2:45.087	55.494	91	47.699	205	1:01.894	189	99	10	2:13.842	37.506	101	39.695	207	56.641	188	245
2	2:22.487	40.379	95	42.447	198	59.661	187	244	11	2:16.327	37.760	102	39.823	209	58.744	188	245
3	2:18.586	38.876	89	42.257	207	57.453	191	247	12	2:15.680	37.601	101	39.639	***209***	58.440	190	243
4	2:31.136	38.250	101	40.588	207	1:12.298		***248***	13	***2:12.762***	***37.274***	99	***39.362***	208	***56.126***	190	244
5	5:39.362	3:51.473	95	44.628	206	1:03.261	188	137	14	2:26.435	37.902	99	40.474	207	1:08.059		247
6	2:44.030	50.215	82	52.022	205	1:01.793	189	179	15	3:40.422	2:00.108	94	40.864	207	59.450	***191***	140
7	2:41.506	44.145	88	43.741	206	1:13.620		226	16	2:17.834	39.699	102	39.751	208	58.384	190	248
8	8:31.363	6:50.000	95	43.479	205	57.884	188	133	17	2:18.783	39.425	102	40.667	207	58.691	191	247
9	2:14.580	37.875	100	39.784	208	56.921	190	244	18	2:59.824	38.852	***103***	40.305	207	1:40.667		***248***

63 Cedric Leimer, CHE/ Jonathan Cochet, FRA

theoretical besttime: 2:12.405

1	2:58.609	1:15.818	97	42.541	206	1:00.250	189	137	11	2:13.797	37.268	101	39.560	209	56.969	190	244
2	2:15.163	38.176	99	40.138	205	56.849	190	243	12	2:36.096	40.955	95	42.698	207	1:12.443		242
3	2:16.011	37.605	100	40.983	207	57.423	189	244	13	5:44.778	4:03.597	98	41.081	203	1:00.100	191	121
4	2:13.789	37.595	99	39.436	207	56.758	189	244	14	2:13.836	37.594	100	39.531	210	***56.711***	***192***	245
5	2:32.551	40.299	96	42.514	205	1:09.738		244	15	2:13.800	37.205	102	39.414	208	57.181	191	***247***
6	5:02.711	3:21.849	91	42.133	206	58.729	189	141	16	2:13.726	***37.178***	***102***	39.109	***211***	57.439	191	245
7	2:14.693	37.693	99	39.907	208	57.093	189	241	17	***2:12.866***	37.219	100	***38.516***	207	57.131	191	246
8	2:15.759	37.723	101	39.428	210	58.608	189	245	18	2:33.647	39.620	95	41.967	180	1:12.060		232
9	2:14.745	37.695	101	39.478	210	57.572	190	245	19	3:56.826	2:17.451	97	41.218	207	58.157	191	142
10	2:14.064	37.740	99	39.259	209	57.065	189	244	20	2:51.770	37.834	100	51.035	180	1:22.901		***247***

70 Shota Abkhazava, RUS ,

theoretical besttime: 2:15.982

1	4:16.607	2:32.826	92	43.199	202	1:00.582	187	130	10	2:18.431	38.530	100	40.250	208	59.651	187	241
2	2:26.657	40.732	99	44.725	201	1:01.200	185	221	11	2:17.508	38.712	101	40.328	208	58.468	188	240
3	2:24.977	43.335	89	44.028	205	***57.614***	189	180	12	2:16.971	38.444	102	40.110	***209***	58.417	187	240
4	***2:16.511***	***38.309***	101	***40.059***	207	58.143	186	***243***	13	3:10.425	1:08.073	89	45.488	201	1:16.864		240
5	2:17.610	38.842	100	40.461	207	58.307	187	238	14	4:06.016	2:22.744	100	43.457	203	59.815	184	139
6	2:18.520	39.370	99	40.346	207	58.804	***189***	239	15	2:18.507	38.848	***104***	40.425	203	59.234	184	237
7	2:18.229	38.791	99	40.724	206	58.714	188	241	16	2:44.955	43.438	93	46.846	186	1:14.671		233
8	2:39.485	42.326	86	44.438	202	1:12.721		236	17	5:18.381	3:18.189	79	47.114	198	1:13.078		134
9	4:19.170	2:40.041	101	40.980	208	58.149	188	137	18	5:03.863	2:54.869	83	43.357	201	1:25.637		140

77 Mikko Eskelinen, FIN/ Dimitri Enjalbert, FRA

theoretical besttime: 2:13.343

1	11:08.117								8	2:17.241	38.721	93	40.674	199	57.846	***189***	244
2	2:34.799	57.407	***102***	40.254	206	57.138	188	132	9	2:25.282	37.879	100	40.275	207	1:07.128		244
3	2:14.071	37.886	***102***	39.754	205	56.431	189	243	10	10:02.483	8:19.310	96	41.348	204	1:01.825	189	132
4	***2:13.343***	***37.593***	101	***39.490***	206	***56.260***	188	243	11	2:18.656	39.211	98	40.866	205	58.579	188	243
5	2:13.715	37.846	101	39.506	207	56.363	188	243	12	2:17.013	39.078	101	40.118	***207***	57.817	188	244
6	2:25.778	37.741	102	39.635	207	1:08.402		244	13	2:18.092	38.635	98	40.584	206	58.873	189	244
7	8:13.581	6:36.609	99	40.361	***207***	56.611	189	145	14	3:05.814	40.192	83	59.116	176	1:26.506		***245***

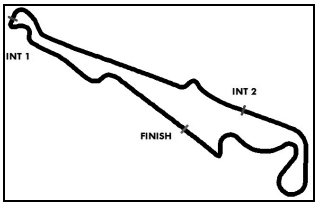

Lamborghini Blancpain Super Trofeo

Lap analysis Free Practice 2

Provisional

Circuit Paul Ricard, Length: 5842 m
Air temperature: 27.2°C
Track temperature: 40.7°C
Weather condition: Dry

PAUL RICARD 2014

Friday 27.6.2014 13:50

79 Mikhail Spiridonov, RUS , theoretical besttime: 2:16.018

Lap	Time	SE1	SP1	SE2	SP2	SE3	SP3	TSP	Lap	Time	SE1	SP1	SE2	SP2	SE3	SP3	TSP
1	2:39.940	52.152	87	46.374	203	1:01.414	187	107	11	2:17.149	38.881	97	40.158	***210***	***58.110***	189	247
2	2:24.539	40.966	96	42.589	207	1:00.984	189	239	12	2:30.767	39.835	100	41.597	209	1:09.335		249
3	2:29.413	41.480	97	45.828	207	1:02.105	182	247	13	5:36.420	3:56.581	96	40.984	209	58.855	189	136
4	2:23.335	39.884	98	41.806	208	1:01.645	190	246	14	2:17.205	38.768	97	40.152	209	58.285	191	249
5	2:20.542	39.560	97	41.181	207	59.801	189	250	15	2:17.706	***38.030***	98	40.155	208	59.521	***191***	251
6	2:18.981	39.019	99	40.639	208	59.323	187	248	16	***2:16.567***	38.160	100	***39.878***	209	58.529	187	***252***
7	2:37.254	46.829	64	42.007	205	1:08.418		247	17	2:25.765	42.200	99	43.046	197	1:00.519	190	247
8	5:24.619	3:31.939	90	45.988	154	1:06.692	185	115	18	2:18.588	39.179	96	40.409	208	59.000	189	251
9	2:21.838	39.664	95	42.216	208	59.958	190	245	19	2:17.222	38.161	***101***	40.088	208	58.973	191	251
10	2:17.418	38.759	99	40.352	208	58.307	182	248	20		38.339	99					251

87 Davide Stancheris, ITA , theoretical besttime: 2:14.517

Lap	Time	SE1	SP1	SE2	SP2	SE3	SP3	TSP	Lap	Time	SE1	SP1	SE2	SP2	SE3	SP3	TSP
1	3:47.788	2:01.135	91	43.637	207	1:03.016	188	121	10	6:06.404	4:22.737	97	42.638	207	1:01.029	187	133
2	2:19.031	39.514	102	40.905	208	58.612	190	244	11	2:15.448	38.352	100	39.593	209	57.503	190	245
3	2:17.395	38.710	102	40.229	***211***	58.456	189	247	12	2:15.263	***37.555***	100	39.693	210	58.015	180	***249***
4	2:17.627	38.965	97	40.299	209	58.363	190	247	13	2:33.277	40.568	89	42.970	203	1:09.739		243
5	2:33.390	40.305	95	43.265	203	1:09.820		247	14	4:48.572	3:10.039	103	40.503	209	58.030	191	132
6	7:35.841	5:54.039	99	41.402	208	1:00.400	191	124	15	2:15.703	37.748	***105***	40.375	209	57.580	191	***249***
7	2:17.659	39.302	98	40.006	209	58.351	190	246	16	***2:14.827***	37.865	105	***39.572***	209	***57.390***	***193***	248
8	2:16.508	38.409	97	39.848	***211***	58.251	190	247	17	2:34.614	40.064	92	42.146	205	1:12.404		***249***
9	2:35.904	40.290	85	45.759	207	1:09.855		245									

90 Alberto Di Folco, ITA , theoretical besttime: 2:12.320

Lap	Time	SE1	SP1	SE2	SP2	SE3	SP3	TSP	Lap	Time	SE1	SP1	SE2	SP2	SE3	SP3	TSP
1	7:38.777	5:58.175	95	43.311	203	57.291	190	138	8	2:21.883	37.401	102	39.263	208	1:05.219	190	248
2	2:17.562	37.315	102	39.919	207	1:00.328	190	247	9	2:26.192	***37.138***	100	39.109	***209***	1:09.945		***249***
3	***2:12.401***	37.219	***103***	***39.001***	208	***56.181***	188	248	10	7:23.535	5:31.201	100	46.751	205	1:05.583	190	145
4	2:25.089	37.341	102	39.929	206	1:07.819		247	11	2:15.171	37.757	100	39.357	207	58.057	191	247
5	5:41.029	4:04.435	100	39.801	208	56.793	***192***	142	12	2:14.211	37.689	99	39.606	206	56.916	191	248
6	2:13.877	38.160	101	39.074	207	56.643	191	248	13	2:34.300	40.244	95	41.878	206	1:12.178		243
7	2:14.070	37.888	101	39.234	207	56.948	190	***249***									

99 Nicole Louis, BEL , theoretical besttime: 2:19.991

Lap	Time	SE1	SP1	SE2	SP2	SE3	SP3	TSP	Lap	Time	SE1	SP1	SE2	SP2	SE3	SP3	TSP
1	2:59.521	58.177	88	47.793	201	1:13.551	188	102	11	***2:20.808***	***39.240***	92	41.117	203	1:00.451	189	247
2	2:27.813	40.824	95	43.132	189	1:03.857	187	245	12	2:22.247	39.766	83	41.270	206	1:01.211	182	245
3	2:28.880	40.925	92	43.422	200	1:04.533	186	244	13	2:21.656	40.905	80	***40.826***	***206***	***59.925***	188	244
4	2:26.371	40.989	90	42.638	202	1:02.744	188	244	14	2:42.368	43.602	86	45.001	***206***	1:13.765		247
5	2:28.334	43.183	92	42.465	202	1:02.686	189	246	15	5:13.856	3:31.261	90	42.207	203	1:00.388	187	149
6	2:35.833	41.262	90	41.968	204	1:12.603		246	16	2:22.074	39.940	92	42.072	197	1:00.062	188	245
7	3:58.961	2:14.490	91	42.237	203	1:02.234	186	142	17	2:48.340	39.654	92	1:04.808	171	1:03.878	187	244
8	2:27.722	40.034	94	43.136	204	1:04.552	187	246	18	2:26.184	40.882	93	41.100	205	1:04.202	190	244
9	2:23.530	41.305	89	41.853	204	1:00.372	188	245	19	2:21.740	39.560	93	41.300	205	1:00.880	***190***	***249***
10	2:25.047	42.497	91	41.374	205	1:01.176	187	245	20	2:55.487	39.349	***96***	42.923	201	1:33.215		247

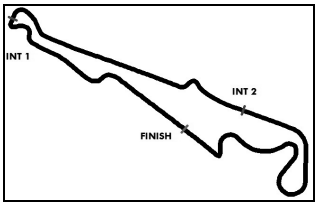

Lamborghini Blancpain Super Trofeo

Vmax list Free Practice 2

Provisional

Circuit Paul Ricard, Length: 5842 m
Air temperature: 27.2°C
Track temperature: 40.7°C
Weather condition: Dry

PAUL RICARD 2014

Friday 27.6.2014 13:50

Nr	Team, Car, Driver, Nat	Top speed
79	**Kinetic Racing Team, Lamborghini Gallardo LP 560**	
	Spiridonov Mikhail , RUS	252,34 km/h
11	**Autocarrozzeria Imperiale S.R.L, Lamborghini Gallardo LP !**	
	Tanca Roberto , ITA	250,58 km/h
	Amici Andrea , ITA	
90	**Autocarrozzeria Imperiale S.R.L, Lamborghini Gallardo LP !**	
	Di Folco Alberto , ITA	248,85 km/h
87	**Mirai Project Emmebi Motorsport, Lamborghini Gallardo LP**	
	Stancheris Davide , ITA	248,85 km/h
99	**Charouz Racing System, Lamborghini Gallardo LP 560**	
	Louis Nicole , BEL	248,85 km/h
55	**Charouz Racing System, Lamborghini Gallardo LP 560**	
	Louis Patrick , BEL	248,28 km/h
	Janis Jarek , CZE	
3	**Bonaldi Motorsport, Lamborghini Gallardo LP 560**	
	Piscopo Edoardo , ITA	247,14 km/h
	Pavlovic Milos , SRB	
22	**Automobili Lamborghini RT Ger, Lamborghini Gallardo LP !**	
	Mul Jeroen , NLD	247,14 km/h
33	**Bonaldi Motorsport, Lamborghini Gallardo LP 560**	
	Varvaroussis Aristotelis , GRC	246,58 km/h
	Bortolotti Mirko , ITA	
16	**Composit Motorsport, Lamborghini Gallardo LP 560**	
	Zucchi Matteo , ITA	246,58 km/h
	Comini Stefano , CHE	
63	**Autovitesse Garage R. Affolter, Lamborghini Gallardo LP 5(**	
	Leimer Cedric , CHE	246,58 km/h
	Cochet Jonathan , FRA	
7	**Automobili Lamborghini RT Lux, Lamborghini Gallardo LP**	
	Polishchuk Taras , UKR	246,58 km/h
6	**Composit Motorsport, Lamborghini Gallardo LP 560**	
	Cerqui Alberto , ITA	245,45 km/h
	Ceccato Andrea , ITA	
77	**Automobili Lamborghini RT Lux, Lamborghini Gallardo LP**	
	Eskelinen Mikko , FIN	245,45 km/h
	Enjalbert Dimitri , FRA	
34	**Bonaldi Motorsport, Lamborghini Gallardo LP 560**	
	Merchan Sebastian , ECU	244,90 km/h
47	**Autocarrozzeria Imperiale S.R.L, Lamborghini Gallardo LP !**	
	Viberti Alberto , ITA	244,34 km/h
19	**Autovitesse Garage R. Affolter, Lamborghini Gallardo LP 5(**	
	Jenny Laurent , CHE	243,79 km/h
	Leimer Cyril , CHE	

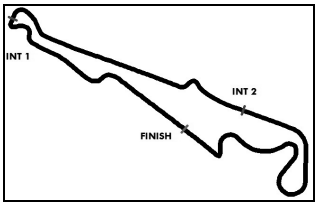

Lamborghini Blancpain Super Trofeo

Vmax list Free Practice 2

Provisional

Circuit Paul Ricard, Length: 5842 m
Air temperature: 27.2°C
Track temperature: 40.7°C
Weather condition: Dry

PAUL RICARD 2014

Friday 27.6.2014 13:50

Nr	Team, Car, Driver, Nat	Top speed
31	**DTMotorsport, Lamborghini Gallardo LP 560**	
	Pellegrinelli Simone , ITA	242,70 km/h
70	**Automobili Lamborghini RT Lux, Lamborghini Gallardo LP**	
	Abkhazava Shota , RUS	242,70 km/h
32	**Eurotech Engineering srl, Lamborghini Gallardo LP 560**	
	Venturini Giovanni , ITA	242,15 km/h
5	**Eurotech Engineering srl, Lamborghini Gallardo LP 560**	
	Delli Guanti Roberto , ITA	241,61 km/h
	Bocellari Gianfranco , ITA	
21	**Automobili Lamborghini RT Ger, Lamborghini Gallardo LP**	
	Lima Carina , ANG	241,07 km/h
	Martins Alexander , PRT	
26	**GRT Grasser Racing Team, Lamborghini Gallardo LP 560**	
	Halek Sascha , AUT	239,47 km/h
	Hölling Ronald , AUT	
4	**Automobili Lamborghini Racing Team (UK), Lamborghini G**	
	Rattenbury Jake , GBR	237,89 km/h
28	**Automobili Lamborghini Racing Team (UK), Lamborghini G**	
	Richards Tim , GBR	237,36 km/h
25	**GRT Grasser Racing Team, Lamborghini Gallardo LP 560**	
	Tweraser Gerhard , AUT	236,32 km/h
	Bickel Sandro , AUT	

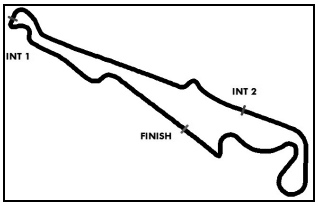

Lamborghini Blancpain Super Trofeo

Results Qualifying Practice

Official

Circuit Paul Ricard, Length: 5842 m
Air temperature: 20.9°C
Track temperature: 34.9°C
Weather condition: Dry

PAUL RICARD 2014

Friday 27.6.2014 17:20

started : 27 classified : 26 not classified : 1

		Drivers	Team	Car	Lap	Best Time	Gap	Diff	Kph	Day Time
1	3	E.Piscopo/M.Pavlovic	Bonaldi Motorsport	Lamborghini Gallardo LP 560	11	**2:10.231**			161,5	18:01:15
2	22	J.Mul	Automobili Lamborghini RT Ger	Lamborghini Gallardo LP 560	3	**2:10.408**	0.177	0.177	161,3	17:51:52
3	33	A.Varvaroussis/M.Bortolotti	Bonaldi Motorsport	Lamborghini Gallardo LP 560	3	**2:10.428**	0.197	0.020	161,2	17:28:39
4	34	S.Merchan	Bonaldi Motorsport	Lamborghini Gallardo LP 560	12	**2:10.540**	0.309	0.112	161,1	18:05:20
5	32	G.Venturini	Eurotech Engineering srl	Lamborghini Gallardo LP 560	16	**2:10.582**	0.351	0.042	161,1	18:12:27
6	63	C.Leimer/J.Cochet	Autovitesse Garage R. Affolter	Lamborghini Gallardo LP 560	13	**2:10.833**	0.602	0.251	160,7	18:06:16
7	16	M.Zucchi/S.Comini	Composit Motorsport	Lamborghini Gallardo LP 560	4	**2:10.922**	0.691	0.089	160,6	17:31:53
8	90	A.Di Folco	Autocarrozzeria Imperiale S.R.L	Lamborghini Gallardo LP 560	7	**2:11.028**	0.797	0.106	160,5	17:55:26
9	55	P.Louis/J.Janis	Charouz Racing System	Lamborghini Gallardo LP 560	17	**2:11.204**	0.973	0.176	160,3	18:14:25
10	25	G.Tweraser/S.Bickel	GRT Grasser Racing Team	Lamborghini Gallardo LP 560	11	**2:11.310**	1.079	0.106	160,2	18:06:08
11	6	A.Cerqui/A.Ceccato	Composit Motorsport	Lamborghini Gallardo LP 560	12	**2:11.775**	1.544	0.465	159,6	18:05:54
12	77	M.Eskelinen/D.Enjalbert	Automobili Lamborghini RT Lux	Lamborghini Gallardo LP 560	7	**2:11.795**	1.564	0.020	159,6	17:51:36
13	11	R.Tanca/A.Amici	Autocarrozzeria Imperiale S.R.L	Lamborghini Gallardo LP 560	3	**2:12.204**	1.973	0.409	159,1	17:30:53
14	19	L.Jenny/C.Leimer	Autovitesse Garage R. Affolter	Lamborghini Gallardo LP 560	13	**2:12.207**	1.976	0.003	159,1	18:06:39
15	47	A.Viberti	Autocarrozzeria Imperiale S.R.L	Lamborghini Gallardo LP 560	8	**2:12.518**	2.287	0.311	158,7	17:56:41
16	31	S.Pellegrinelli	DTMotorsport	Lamborghini Gallardo LP 560	14	**2:12.615**	2.384	0.097	158,6	18:09:14
17	87	D.Stancheris	Mirai Project Emmebi Motorsport	Lamborghini Gallardo LP 560	12	**2:12.618**	2.387	0.003	158,6	18:05:01
18	4	J.Rattenbury	Automobili Lamborghini Racing Tea	Lamborghini Gallardo LP 560	8	**2:12.663**	2.432	0.045	158,5	18:09:33
19	27	N.Piancastelli	Autocarrozzeria Imperiale S.R.L	Lamborghini Gallardo LP 560	8	**2:13.619**	3.388	0.956	157,4	17:54:42
20	70	S.Abkhazava	Automobili Lamborghini RT Lux	Lamborghini Gallardo LP 560	13	**2:14.116**	3.885	0.497	156,8	18:11:35
21	26	S.Halek/R.Hölling	GRT Grasser Racing Team	Lamborghini Gallardo LP 560	4	**2:14.871**	4.640	0.755	155,9	17:30:10
22	7	T.Polishchuk	Automobili Lamborghini RT Lux	Lamborghini Gallardo LP 560	13	**2:15.950**	5.719	1.079	154,7	18:09:06
23	21	C.Lima/A.Martins	Automobili Lamborghini RT Ger	Lamborghini Gallardo LP 560	4	**2:16.507**	6.276	0.557	154,1	17:30:17
24	5	R.Delli Guanti/G.Bocellari	Eurotech Engineering srl	Lamborghini Gallardo LP 560	9	**2:16.763**	6.532	0.256	153,8	17:52:23
25	99	N.Louis	Charouz Racing System	Lamborghini Gallardo LP 560	16	**2:19.188**	8.957	2.425	151,1	18:14:30
26	28	T.Richards	Automobili Lamborghini Racing Tea	Lamborghini Gallardo LP 560	9	**2:22.486**	12.255	3.298	147,6	17:58:19

not classified

	8	M.Flamino/V.Sauto	Eurotech Engineering srl	Lamborghini Gallardo LP 560	0

Qualifying Time: 2:49.300 ***Percent: 130%***

Steward: Steward: Steward:

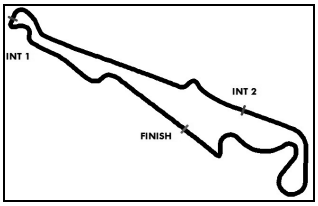

Lamborghini Blancpain Super Trofeo

Class results Qualifying Practice

Official

Circuit Paul Ricard, Length: 5842 m
Air temperature: 20.9°C
Track temperature: 34.9°C
Weather condition: Dry

PAUL RICARD 2014

Friday 27.6.2014 17:20

started : 27 classified : 26 not classified : 1

CLASS: PRO

Started: 8 Classified: 8 Not Classified: 0

		Drivers	Team	Car	Lap	Best Time	Gap	Diff	Kph	Day Time
1	3	E.Piscopo/M.Pavlovic	Bonaldi Motorsport	Lamborghini Gallardo LP 560	11	**2:10.231**			161,5	18:01:15
2	22	J.Mul	Automobili Lamborghini RT Ger	Lamborghini Gallardo LP 560	3	**2:10.408**	0.177	0.177	161,3	17:51:52
3	32	G.Venturini	Eurotech Engineering srl	Lamborghini Gallardo LP 560	16	**2:10.582**	0.351	0.042	161,1	18:12:27
4	63	C.Leimer/J.Cochet	Autovitesse Garage R. Affolter	Lamborghini Gallardo LP 560	13	**2:10.833**	0.602	0.251	160,7	18:06:16
5	6	A.Cerqui/A.Ceccato	Composit Motorsport	Lamborghini Gallardo LP 560	12	**2:11.775**	1.544	0.465	159,6	18:05:54
6	11	R.Tanca/A.Amici	Autocarrozzeria Imperiale S.R.L	Lamborghini Gallardo LP 560	3	**2:12.204**	1.973	0.409	159,1	17:30:53
7	47	A.Viberti	Autocarrozzeria Imperiale S.R.L	Lamborghini Gallardo LP 560	8	**2:12.518**	2.287	0.311	158,7	17:56:41
8	87	D.Stancheris	Mirai Project Emmebi Motorsport	Lamborghini Gallardo LP 560	12	**2:12.618**	2.387	0.003	158,6	18:05:01

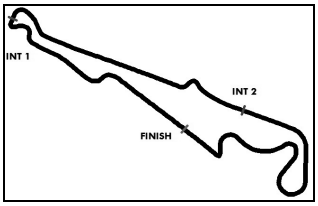

Lamborghini Blancpain Super Trofeo

Class results Qualifying Practice

Official

Circuit Paul Ricard, Length: 5842 m
Air temperature: 20.9°C
Track temperature: 34.9°C
Weather condition: Dry

Friday 27.6.2014 17:20

PAUL RICARD 2014

started : 27 **classified : 26** **not classified : 1**

CLASS: PRO-AM

Started: 9 **Classified: 9** **Not Classified: 0**

		Drivers	Team	Car	Lap	Best Time	Gap	Diff	Kph	Day Time
1	33	A.Varvaroussis/M.Bortolotti	Bonaldi Motorsport	Lamborghini Gallardo LP 560	3	**2:10.428**	0.197	0.020	161,2	17:28:39
2	34	S.Merchan	Bonaldi Motorsport	Lamborghini Gallardo LP 560	12	**2:10.540**	0.309	0.112	161,1	18:05:20
3	16	M.Zucchi/S.Comini	Composit Motorsport	Lamborghini Gallardo LP 560	4	**2:10.922**	0.691	0.089	160,6	17:31:53
4	90	A.Di Folco	Autocarrozzeria Imperiale S.R.L	Lamborghini Gallardo LP 560	7	**2:11.028**	0.797	0.106	160,5	17:55:26
5	55	P.Louis/J.Janis	Charouz Racing System	Lamborghini Gallardo LP 560	17	**2:11.204**	0.973	0.176	160,3	18:14:25
6	25	G.Tweraser/S.Bickel	GRT Grasser Racing Team	Lamborghini Gallardo LP 560	11	**2:11.310**	1.079	0.106	160,2	18:06:08
7	77	M.Eskelinen/D.Enjalbert	Automobili Lamborghini RT Lux	Lamborghini Gallardo LP 560	7	**2:11.795**	1.564	0.020	159,6	17:51:36
8	19	L.Jenny/C.Leimer	Autovitesse Garage R. Affolter	Lamborghini Gallardo LP 560	13	**2:12.207**	1.976	0.003	159,1	18:06:39
9	27	N.Piancastelli	Autocarrozzeria Imperiale S.R.L	Lamborghini Gallardo LP 560	8	**2:13.619**	3.388	0.956	157,4	17:54:42

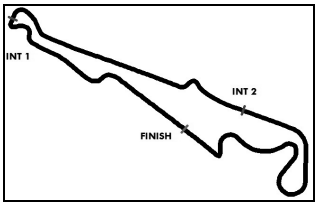

Lamborghini Blancpain Super Trofeo

Class results Qualifying Practice

Official

Circuit Paul Ricard, Length: 5842 m
Air temperature: 20.9°C
Track temperature: 34.9°C
Weather condition: Dry

Friday 27.6.2014 17:20

started : 27 **classified : 26** **not classified : 1**

		Drivers	Team	Car	Lap	Best Time	Gap	Diff	Kph	Day Time
CLASS: AM										
Started: 10		**Classified: 9**	**Not Classified: 1**							
1	31	S.Pellegrinelli	DTMotorsport	Lamborghini Gallardo LP 560	14	**2:12.615**	2.384	0.097	158,6	18:09:14
2	4	J.Rattenbury	Automobili Lamborghini Racing Te	Lamborghini Gallardo LP 560	8	**2:12.663**	2.432	0.045	158,5	18:09:33
3	70	S.Abkhazava	Automobili Lamborghini RT Lux	Lamborghini Gallardo LP 560	13	**2:14.116**	3.885	0.497	156,8	18:11:35
4	26	S.Halek/R.Hölling	GRT Grasser Racing Team	Lamborghini Gallardo LP 560	4	**2:14.871**	4.640	0.755	155,9	17:30:10
5	7	T.Polishchuk	Automobili Lamborghini RT Lux	Lamborghini Gallardo LP 560	13	**2:15.950**	5.719	1.079	154,7	18:09:06
6	21	C.Lima/A.Martins	Automobili Lamborghini RT Ger	Lamborghini Gallardo LP 560	4	**2:16.507**	6.276	0.557	154,1	17:30:17
7	5	R.Delli Guanti/G.Bocellari	Eurotech Engineering srl	Lamborghini Gallardo LP 560	9	**2:16.763**	6.532	0.256	153,8	17:52:23
8	99	N.Louis	Charouz Racing System	Lamborghini Gallardo LP 560	16	**2:19.188**	8.957	2.425	151,1	18:14:30
9	28	T.Richards	Automobili Lamborghini Racing Te	Lamborghini Gallardo LP 560	9	**2:22.486**	12.255	3.298	147,6	17:58:19
not classified										
	8	M.Flamino/V.Sauto	Eurotech Engineering srl	Lamborghini Gallardo LP 560	0					

Qualifying Time: 2:49.300 ***Percent: 130%***

Steward: Steward: Steward:

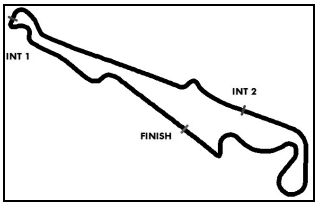

Lamborghini Blancpain Super Trofeo

Lap analysis Qualifying Practice

Provisional

Circuit Paul Ricard, Length: 5842 m
Air temperature: 25.5°C
Track temperature: 35.7°C
Weather condition: Dry

PAUL RICARD 2014

Friday 27.6.2014 17:20

3 Edoardo Piscopo, ITA/ Milos Pavlovic, SRB — theoretical besttime: 2:10.231

Lap	Time	SE1	SP1	SE2	SP2	SE3	SP3	TSP	Lap	Time	SE1	SP1	SE2	SP2	SE3	SP3	TSP
1	4:14.805	2:24.378	92	46.714	199	1:03.713	190	131	8	4:12.458	36.902	102	38.951	209	2:56.605		246
2	2:19.526	39.349	99	41.148	207	59.029	193	232	9	2:48.588	56.168	95	44.515	124	1:07.905	192	148
3	2:12.129	36.997	98	39.589	207	55.543	192	250	10	2:10.844	36.489	101	38.961	209	55.394	192	248
4	2:11.676	37.053	99	39.097	208	55.526	191	249	11	***2:10.231***	***36.314***	***103***	***38.649***	***210***	***55.268***	192	249
5	5:47.075	38.599	99	42.520	203	4:25.956		248	12	2:26.084	42.283	86	46.594	207	57.207	***193***	***251***
6	10:55.128	9:11.277	100	40.296	206	1:03.555	191	146	13	2:10.795	36.367	103	38.889	208	55.539	192	249
7	2:11.797	36.634	103	39.103	208	56.060	184	248	14	9:51.951	43.408	84	50.303	156	8:18.240		250

4 Jake Rattenbury, GBR , — theoretical besttime: 2:12.663

Lap	Time	SE1	SP1	SE2	SP2	SE3	SP3	TSP	Lap	Time	SE1	SP1	SE2	SP2	SE3	SP3	TSP
1	27:31.982	25:52.394	98	41.864	204	57.724	190	140	6	7:23.982	5:31.770	99	42.612	193	1:09.600		123
2	2:14.923	37.847	103	39.819	***208***	57.257	***191***	241	7	3:14.127	1:35.078	93	41.901	206	57.148	190	120
3	2:16.625	37.881	***105***	40.095	207	58.649	191	***242***	8	***2:12.663***	***36.985***	103	***39.500***	207	***56.178***	191	239
4	2:13.768	37.086	103	39.777	207	56.905	190	241	9	2:13.646	37.605	103	39.513	207	56.528	190	239
5	2:24.236	38.063	93	40.166	195	1:06.007		241	10	2:37.708	40.353	89	43.653	157	1:13.702		232

5 Roberto Delli Guanti, ITA/ Gianfranco Bocellari, ITA — theoretical besttime: 2:16.268

Lap	Time	SE1	SP1	SE2	SP2	SE3	SP3	TSP	Lap	Time	SE1	SP1	SE2	SP2	SE3	SP3	TSP
1	2:34.797	49.014	94	44.662	204	1:01.121	187	127	10	2:17.689	38.380	102	41.054	***208***	58.255	189	244
2	2:19.886	38.933	96	41.904	206	59.049	189	242	11	4:50.384	42.386	90	45.299	201	3:22.699		222
3	2:18.028	38.334	102	41.196	204	58.498	189	241	12	2:53.130	1:03.450	88	45.864	204	1:03.816	188	127
4	2:17.334	38.763	102	40.392	206	58.179	189	243	13	2:20.076	39.033	99	41.818	206	59.225	***193***	244
5	2:17.193	***37.960***	104	***40.279***	206	58.954	187	243	14	3:44.389	41.614	97	43.957	204	2:18.818		239
6	5:44.637	38.627	101	46.432	203	4:19.578		241	15	2:44.641	56.514	93	42.451	206	1:05.676	190	146
7	10:16.814	8:36.281	102	41.904	204	58.629	190	96	16	2:19.429	39.310	101	41.307	207	58.812	190	244
8	2:17.134	38.326	102	40.758	206	58.050	190	244	17		40.783	88	52.072	153			245
9	***2:16.763***	38.251	***104***	40.483	208	***58.029***	190	***247***									

6 Alberto Cerqui, ITA/ Andrea Ceccato, ITA — theoretical besttime: 2:11.530

Lap	Time	SE1	SP1	SE2	SP2	SE3	SP3	TSP	Lap	Time	SE1	SP1	SE2	SP2	SE3	SP3	TSP
1	4:41.627	1:16.048	79	56.178	166	2:29.401		99	8	5:53.756	38.250	91	41.271	207	4:34.235		245
2	2:41.509	58.954	95	44.666	203	57.889	190	134	9	3:06.488	1:06.417	77	59.374	205	1:00.697	***192***	143
3	2:12.858	37.490	100	39.138	208	56.230	191	244	10	2:12.147	37.405	102	39.034	***208***	***55.708***	191	245
4	2:12.860	37.290	100	39.252	207	56.318	191	246	11	2:12.876	36.984	103	39.504	208	56.388	192	247
5	13:32.607	41.226	85	47.703	180	12:03.678		246	12	***2:11.775***	***36.901***	***104***	39.075	***208***	55.799	191	248
6	2:41.718	58.292	89	45.307	202	58.119	190	138	13	2:12.085	37.077	102	***38.921***	208	56.087	192	247
7	2:12.940	37.235	99	39.056	208	56.649	190	244	14	7:19.467	38.387	78	43.436	182	5:57.644		***248***

7 Taras Polishchuk, UKR , — theoretical besttime: 2:15.843

Lap	Time	SE1	SP1	SE2	SP2	SE3	SP3	TSP	Lap	Time	SE1	SP1	SE2	SP2	SE3	SP3	TSP
1	3:22.829	1:23.963	83	49.841	147	1:09.025	184	135	9	2:18.485	39.340	88	40.435	205	58.710	189	249
2	2:24.412	40.684	96	42.933	203	1:00.795	187	244	10	2:29.425	39.129	91	40.417	205	1:09.879		249
3	2:27.626	40.054	98	42.739	204	1:04.833	188	246	11	6:41.998	4:55.982	89	45.024	203	1:00.992	189	150
4	2:19.489	39.690	89	41.021	205	58.778	188	248	12	2:17.643	38.900	93	40.732	205	58.011	185	247
5	2:40.228	38.982	90	43.098	205	1:18.148		247	13	***2:15.950***	38.110	98	***40.050***	***207***	***57.790***	189	247
6	15:09.106	13:24.779	92	44.709	203	59.618	***189***	139	14	2:16.860	***38.003***	94	40.331	205	58.526	188	249
7	2:19.934	39.608	***100***	41.160	205	59.166	188	248	15	2:18.097	38.748	83	40.563	206	58.786	185	***249***
8	2:18.422	39.147	97	40.603	205	58.672	189	249	16		39.731	93	45.553	160			248

8 Manuel Flamino, ITA/ Vincenzo Sauto, ITA — theoretical besttime: 2:36.860

Lap	Time	SE1	SP1	SE2	SP2	SE3	SP3	TSP	Lap	Time	SE1	SP1	SE2	SP2	SE3	SP3	TSP
1	2:33.790	48.405	92	44.868	***190***	1:00.517	***184***	121	2		***38.897***	***98***	***1:57.963***	29			***234***

11 Roberto Tanca, ITA/ Andrea Amici, ITA — theoretical besttime: 2:11.839

Lap	Time	SE1	SP1	SE2	SP2	SE3	SP3	TSP	Lap	Time	SE1	SP1	SE2	SP2	SE3	SP3	TSP
1	5:11.132	3:11.628	90	50.040	197	1:09.464		126	8	3:53.126	2:16.139	95	40.268	208	56.719	192	143
2	3:29.483	1:49.641	97	40.479	185	59.363	193	144	9	2:12.409	36.967	99	39.573	209	***55.869***	193	248
3	***2:12.204***	***36.950***	99	39.227	***211***	56.027	193	249	10	2:29.427	38.554	96	43.788	207	1:07.085		249
4	2:32.996	39.216	96	44.029	205	1:09.751		252	11	4:20.108	2:43.433	98	40.409	208	56.266	193	145
5	14:09.857	12:29.136	95	40.717	208	1:00.004	192	145	12	2:14.672	37.660	97	39.600	***211***	57.412	194	248
6	2:14.798	37.409	101	40.729	209	56.660	193	252	13	2:12.282	37.198	***101***	***39.020***	210	56.064	***194***	249
7	2:25.407	37.439	100	39.721	209	1:08.247		***253***	14	2:38.361	41.507	86	44.875	193	1:11.979		250

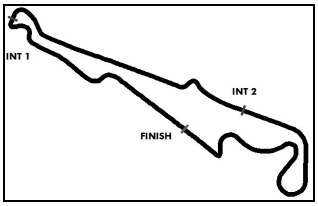

Lamborghini Blancpain Super Trofeo

Lap analysis Qualifying Practice

Provisional

Circuit Paul Ricard, Length: 5842 m
Air temperature: 25.5°C
Track temperature: 35.7°C
Weather condition: Dry

PAUL RICARD 2014

Friday 27.6.2014 17:20

16 Matteo Zucchi, ITA/ Stefano Comini, CHE — theoretical besttime: 2:10.922

Lap	Time	SE1	SP1	SE2	SP2	SE3	SP3	TSP	Lap	Time	SE1	SP1	SE2	SP2	SE3	SP3	TSP
1	4:45.879	1:28.342	83	51.059	198	2:26.478		132	5	5:18.474	48.569	77	54.254	170	3:35.651		***245***
2	2:43.387	58.108	99	44.794	181	1:00.485	189	148	6	10:43.330	8:53.773	86	45.378	187	1:04.179	180	128
3	2:12.189	37.175	102	39.263	***207***	55.751	189	243	7	2:15.326	38.039	96	40.714	197	56.573	181	233
4	***2:10.922***	***36.538***	***104***	***38.815***	***207***	***55.569***	***190***	245	8	25:21.813	37.681	96	40.485	196	24:03.647		234

19 Laurent Jenny, CHE/ Cyril Leimer, CHE — theoretical besttime: 2:11.950

Lap	Time	SE1	SP1	SE2	SP2	SE3	SP3	TSP	Lap	Time	SE1	SP1	SE2	SP2	SE3	SP3	TSP
1	3:00.771	52.608	88	55.725	182	1:12.438	186	126	9	2:12.230	***36.858***	***103***	39.451	208	***55.921***	191	243
2	2:20.622	38.917	100	42.511	203	59.194	190	241	10	2:22.863	37.713	87	42.631	206	1:02.519	190	***245***
3	2:19.045	39.164	100	40.886	205	58.995	191	244	11	2:28.106	38.347	89	40.836	***208***	1:08.923		243
4	2:17.479	38.479	102	40.615	207	58.385	189	244	12	3:51.362	2:07.562	96	44.433	199	59.367	191	130
5	2:46.160	41.254	77	44.072	204	1:20.834		236	13	***2:12.207***	37.062	97	***39.171***	***208***	55.974	191	243
6	16:06.466	14:13.714	91	52.801	185	59.951	190	119	14	2:34.867	36.864	103	41.633	188	1:16.370		244
7	2:15.111	37.473	97	40.519	207	57.119	***191***	244	15	4:08.265	2:23.549	93	42.504	205	1:02.212	190	136
8	2:26.372	42.323	99	42.869	207	1:01.180	188	208	16		47.653	90	53.986	156			150

21 Carina Lima, ANG/ Alexander Martins, PRT — theoretical besttime: 2:16.502

Lap	Time	SE1	SP1	SE2	SP2	SE3	SP3	TSP	Lap	Time	SE1	SP1	SE2	SP2	SE3	SP3	TSP
1	3:07.568	1:01.261	86	52.250	195	1:14.057	188	118	9	2:55.613	44.173	64	47.669	201	1:23.771		232
2	2:34.460	39.197	94	46.536	189	1:08.727	188	242	10	5:42.951	3:52.221	94	45.039	203	1:05.691	188	122
3	2:17.686	38.605	94	41.294	204	***57.787***	190	242	11	2:31.683	42.460	94	43.571	204	1:05.652	187	240
4	***2:16.507***	***38.239***	***102***	***40.476***	***205***	57.792	***190***	243	12	2:56.728	44.133	51	54.956	170	1:17.639	187	241
5	2:45.690	39.209	101	45.773	160	1:20.708		***244***	13	2:49.606	45.211	90	48.053	182	1:16.342	187	238
6	15:39.462	13:34.710	82	49.458	202	1:15.294	186	120	14	2:50.310	44.867	92	45.650	201	1:19.793	127	213
7	2:35.277	42.244	93	46.456	203	1:06.577	187	239	15		50.518	94	46.628	203			185
8	2:38.325	44.840	93	44.507	203	1:08.978	187	241									

22 Jeroen Mul, NLD , — theoretical besttime: 2:10.255

Lap	Time	SE1	SP1	SE2	SP2	SE3	SP3	TSP	Lap	Time	SE1	SP1	SE2	SP2	SE3	SP3	TSP
1	27:29.745	25:50.460	95	41.518	204	57.767	189	132	4	2:10.843	36.472	***103***	***38.849***	206	55.522	191	248
2	2:10.878	36.611	102	39.068	***207***	55.199	***191***	247	5	2:20.791	36.959	92	39.998	206	1:03.834		***249***
3	***2:10.408***	***36.320***	102	39.002	***207***	***55.086***	191	249	6	18:19.609	16:01.173	79	52.961	168	1:25.475		136

25 Gerhard Tweraser, AUT/ Sandro Bickel, AUT — theoretical besttime: 2:11.310

Lap	Time	SE1	SP1	SE2	SP2	SE3	SP3	TSP	Lap	Time	SE1	SP1	SE2	SP2	SE3	SP3	TSP
1	3:10.248	1:03.998	84	55.920	154	1:10.330	144	128	8	6:38.906	37.041	103	39.681	207	5:22.184		***243***
2	4:28.366	51.130	73	55.925	138	2:41.311		175	9	2:41.387	1:01.251	98	41.889	204	58.247	190	139
3	2:35.237	57.225	102	41.348	206	56.664	192	126	10	2:11.578	36.811	***105***	39.076	208	55.691	192	241
4	8:02.782	39.333	99	40.630	207	6:42.819		241	11	***2:11.310***	***36.657***	101	***38.989***	208	***55.664***	192	242
5	9:42.321	7:54.736	81	47.342	205	1:00.243	189	127	12	2:11.679	36.843	103	39.066	208	55.770	192	242
6	2:13.084	37.257	104	39.530	208	56.297	191	239	13	3:44.464	36.955	103	39.237	***210***	2:28.272		***243***
7	2:12.352	37.113	103	39.251	208	55.988	***192***	242									

26 Sascha Halek, AUT/ Ronald Hölling, AUT — theoretical besttime: 2:14.583

Lap	Time	SE1	SP1	SE2	SP2	SE3	SP3	TSP	Lap	Time	SE1	SP1	SE2	SP2	SE3	SP3	TSP
1	3:13.857	1:05.712	84	56.742	135	1:11.403	146	127	10	2:18.630	38.646	100	41.089	204	58.895	188	241
2	2:24.827	42.271	98	44.317	202	58.239	189	206	11	2:17.857	38.174	100	41.286	202	58.397	189	240
3	2:15.849	38.134	101	40.489	204	57.226	190	241	12	2:17.253	38.180	98	40.890	205	58.183	188	241
4	***2:14.871***	37.878	***102***	40.039	206	***56.954***	189	***242***	13	2:17.832	38.850	98	41.196	204	57.786	190	240
5	15:17.398	***37.646***	102	***39.983***	205	13:59.769		241	14	2:18.492	39.139	91	41.165	206	58.188	189	241
6	2:41.380	59.660	93	42.434	203	59.286	189	107	15	2:17.270	38.467	98	40.704	206	58.099	190	***242***
7	2:19.215	39.476	98	41.260	204	58.479	189	239	16	2:18.476	38.433	101	41.209	***207***	58.834	189	241
8	2:18.280	38.211	101	41.070	205	58.999	189	241	17	3:18.610	39.005	99	41.185	205	1:58.420		239
9	2:18.442	38.696	97	41.312	198	58.434	***190***	***242***									

27 Nicolo Piancastelli, ITA , — theoretical besttime: 2:13.618

Lap	Time	SE1	SP1	SE2	SP2	SE3	SP3	TSP	Lap	Time	SE1	SP1	SE2	SP2	SE3	SP3	TSP
1	5:52.279	4:06.780	95	44.647	197	1:00.852	187	117	6	2:14.351	***37.604***	101	39.698	206	57.049	189	244
2	2:20.516	38.872	95	40.658	206	1:00.986	189	240	7	2:14.151	37.835	101	39.471	205	56.845	190	244
3	2:15.763	38.707	100	39.945	205	57.111	189	245	8	***2:13.619***	37.605	100	***39.389***	***207***	***56.625***	***191***	***247***
4	2:42.375	38.030	***101***	39.493	206	1:24.852		244	9	2:28.925	38.412	98	40.126	205	1:10.387		245
5	14:48.761	13:03.655	90	46.837	203	58.269	191	130									

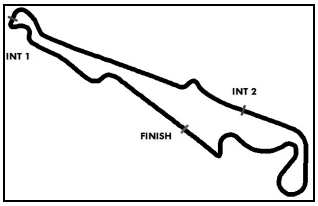

Lamborghini Blancpain Super Trofeo

Lap analysis Qualifying Practice

Provisional

Circuit Paul Ricard, Length: 5842 m
Air temperature: 25.5°C
Track temperature: 35.7°C
Weather condition: Dry

PAUL RICARD 2014

Friday 27.6.2014 17:20

28 Tim Richards, GBR , theoretical besttime: 2:21.944

Lap	Time	SE1	SP1	SE2	SP2	SE3	SP3	TSP	Lap	Time	SE1	SP1	SE2	SP2	SE3	SP3	TSP
1	5:00.587	3:00.512	81	48.452	194	1:11.623	185	102	6	2:28.169	41.098	95	42.882	196	1:04.189	188	236
2	2:42.196	47.090	88	47.459	198	1:07.647	183	158	7	2:28.810	44.721	98	42.525	203	1:01.564	***189***	241
3	2:30.304	41.330	98	43.776	204	1:05.198	188	237	8	2:22.642	39.627	100	41.557	***205***	***1:01.458***	188	241
4	2:42.284	41.566	99	43.112	203	1:17.606		241	9	***2:22.486***	***39.394***	***101***	***41.092***	205	1:02.000	181	240
5	15:41.507	13:51.643	88	43.150	200	1:06.714	184	126	10	2:35.767	40.545	74	43.407	205	1:11.815		***245***

31 Simone Pellegrinelli, ITA , theoretical besttime: 2:12.341

Lap	Time	SE1	SP1	SE2	SP2	SE3	SP3	TSP	Lap	Time	SE1	SP1	SE2	SP2	SE3	SP3	TSP
1	3:04.465	58.334	77	53.073	163	1:13.058	184	118	9	2:14.705	37.747	98	39.686	207	57.272	193	***245***
2	2:27.435	41.817	88	44.871	202	1:00.747	192	238	10	2:15.198	37.413	101	39.526	207	58.259	190	***245***
3	2:16.798	38.165	101	40.231	205	58.402	190	241	11	2:14.231	37.526	96	39.424	***209***	57.281	***194***	243
4	2:13.392	37.180	***102***	39.675	208	56.537	192	243	12	2:27.382	40.719	88	40.422	207	1:06.241		227
5	2:25.127	36.975	100	39.755	206	1:08.397		243	13	4:09.079	2:30.544	93	40.676	207	57.859	192	125
6	16:35.335	14:54.609	90	42.163	203	58.563	189	131	14	***2:12.615***	37.214	97	***39.161***	208	***56.240***	193	243
7	2:15.402	38.684	97	39.727	208	56.991	192	242	15	2:12.734	***36.940***	96	39.314	***209***	56.480	193	243
8	2:22.385	38.494	94	42.628	185	1:01.263	191	244	16	2:32.084	37.031	102	39.396	208	1:15.657		244

32 Giovanni Venturini, ITA , theoretical besttime: 2:10.378

Lap	Time	SE1	SP1	SE2	SP2	SE3	SP3	TSP	Lap	Time	SE1	SP1	SE2	SP2	SE3	SP3	TSP
1	2:32.512	47.710	90	44.793	175	1:00.009	192	124	10	6:21.768	39.521	99	40.511	207	5:01.736		242
2	2:17.039	38.303	96	40.571	208	58.165	193	242	11	2:40.072	59.238	83	43.482	206	57.352	191	137
3	2:12.746	36.906	101	39.494	208	56.346	192	243	12	2:14.560	37.485	101	39.977	207	57.098	192	241
4	2:13.064	37.088	100	39.558	207	56.418	192	242	13	2:16.282	36.588	101	39.035	208	1:00.659	192	242
5	2:12.519	36.883	101	39.478	208	56.158	192	242	14	2:10.880	36.547	101	***38.874***	***209***	55.459	193	241
6	5:30.853	40.481	88	45.812	201	4:04.560		242	15	2:21.471	42.172	89	42.476	206	56.823	***194***	***243***
7	10:43.892	9:01.894	94	43.183	206	58.815	191	133	16	***2:10.582***	***36.242***	***102***	39.078	208	***55.262***	194	***243***
8	2:15.476	37.695	101	39.640	208	58.141	192	242	17		41.652	91					235
9	2:12.620	36.883	101	39.744	208	55.993	191	242									

33 Aristotelis Varvaroussis, GRC/ Mirko Bortolotti, ITA theoretical besttime: 2:10.342

Lap	Time	SE1	SP1	SE2	SP2	SE3	SP3	TSP	Lap	Time	SE1	SP1	SE2	SP2	SE3	SP3	TSP
1	4:05.228	2:19.636	96	43.612	205	1:01.980	190	135	8	2:12.709	37.030	104	39.390	208	56.289	***193***	245
2	2:22.678	39.659	100	42.042	207	1:00.977	192	245	9	2:12.870	37.133	96	39.591	209	56.146	192	246
3	***2:10.428***	36.583	104	38.760	***209***	***55.085***	192	245	10	8:01.275	38.601	90	43.646	208	6:39.028		245
4	2:10.495	***36.516***	***106***	***38.741***	208	55.238	192	247	11	4:00.410	1:03.617	90	1:27.312	44	1:29.481	191	135
5	15:58.878	44.271	90	51.035	178	14:23.572		195	12	2:44.740	38.913	101	55.214	109	1:10.613	193	***247***
6	2:46.572	1:03.721	90	44.544	206	58.307	191	141	13		46.392	79	53.444	159			238
7	2:13.070	37.438	101	39.535	207	56.097	192	245									

34 Sebastian Merchan, ECU , theoretical besttime: 2:10.255

Lap	Time	SE1	SP1	SE2	SP2	SE3	SP3	TSP	Lap	Time	SE1	SP1	SE2	SP2	SE3	SP3	TSP
1	5:36.983	3:37.898	75	54.147	140	1:04.938	189	116	9	3:59.835	36.884	96	39.691	209	2:43.260		247
2	2:46.008	44.689	82	42.698	204	1:18.621	190	243	10	2:33.558	56.319	98	40.884	207	56.355	193	136
3	2:13.306	37.832	102	39.259	208	56.215	193	244	11	2:10.989	36.952	99	***38.856***	210	55.181	194	245
4	6:43.472	37.378	98	40.743	208	5:25.351		247	12	***2:10.540***	36.635	101	39.014	210	***54.891***	193	247
5	10:27.437	8:47.350	97	40.823	208	59.264	191	88	13	2:12.097	***36.508***	99	39.260	209	56.329	193	246
6	2:12.342	37.211	***102***	39.404	209	55.727	191	247	14	3:13.797	36.860	98	1:25.159	103	1:11.778	192	248
7	2:12.554	36.595	99	39.424	***211***	56.535	193	245	15	2:23.118	43.364	77	43.364	208	56.390	***194***	245
8	2:12.857	37.038	97	39.827	210	55.992	193	***249***	16	2:52.904	42.754	76	46.716	187	1:23.434		195

47 Alberto Viberti, ITA , theoretical besttime: 2:11.762

Lap	Time	SE1	SP1	SE2	SP2	SE3	SP3	TSP	Lap	Time	SE1	SP1	SE2	SP2	SE3	SP3	TSP
1	6:55.122	4:50.160	94	52.478	188	1:12.484	189	142	9	2:12.570	37.336	99	***39.171***	208	56.063	***192***	247
2	2:13.150	37.253	100	39.634	206	56.263	191	244	10	2:22.466	37.362	97	39.496	207	1:05.608		247
3	2:12.910	37.867	***103***	39.435	207	***55.608***	192	219	11	3:26.952	1:50.305	100	39.452	208	57.195	192	144
4	2:44.706	***36.983***	99	48.493	195	1:19.230		247	12	2:12.828	37.566	102	39.200	***210***	56.062	192	247
5	15:56.094	14:16.337	96	43.509	208	56.248	191	115	13	2:12.800	37.238	102	39.201	208	56.361	192	246
6	2:12.759	36.999	95	39.673	206	56.087	190	246	14	2:13.447	37.243	99	39.391	207	56.813	192	***248***
7	2:13.034	37.343	99	39.675	208	56.016	191	245	15	3:01.231				141	1:23.083		246
8	***2:12.518***	37.336	100	39.218	***210***	55.964	192	246									

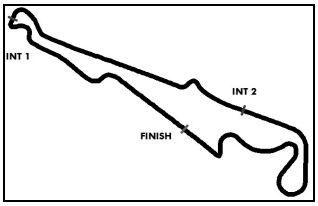

Lamborghini Blancpain Super Trofeo

Lap analysis Qualifying Practice

Provisional

Circuit Paul Ricard, Length: 5842 m
Air temperature: 25.5°C
Track temperature: 35.7°C
Weather condition: Dry

PAUL RICARD 2014

Friday 27.6.2014 17:20

55 Patrick Louis, BEL/ Jarek Janis, CZE — theoretical besttime: 2:11.064

Lap	Time	SE1	SP1	SE2	SP2	SE3	SP3	TSP	Lap	Time	SE1	SP1	SE2	SP2	SE3	SP3	TSP
1	2:56.234	49.465	94	57.473	199	1:09.296	190	142	10	2:17.066	39.199	102	40.047	208	57.820	191	249
2	2:14.390	37.846	100	39.954	207	56.590	191	247	11	2:16.932	38.774	102	40.138	***209***	58.020	192	249
3	2:28.248	37.326	100	40.507	208	1:10.415	191	249	12	2:26.682	39.970	100	39.888	***209***	1:06.824		***251***
4	2:13.060	37.177	101	39.709	207	56.174	193	249	13	4:58.419	3:05.967	70	49.833	205	1:02.619	191	127
5	2:12.112	***36.775***	103	39.415	208	55.922	191	249	14	2:52.509	42.026	70	1:08.930	183	1:01.553	191	248
6	2:57.209	41.415	92	51.019	173	1:24.775		247	15	2:11.812	36.958	***104***	39.291	208	55.563	192	248
7	13:21.563	11:36.632	92	45.396	203	59.535	191	134	16	2:11.430	36.839	100	***39.074***	208	55.517	192	249
8	2:18.202	39.763	98	40.289	208	58.150	192	249	17	***2:11.204***	36.810	102	39.179	***209***	***55.215***	***193***	***251***
9	2:17.830	39.115	101	40.292	207	58.423	191	250	18		42.123	95	42.843	205			246

63 Cedric Leimer, CHE/ Jonathan Cochet, FRA — theoretical besttime: 2:10.633

Lap	Time	SE1	SP1	SE2	SP2	SE3	SP3	TSP	Lap	Time	SE1	SP1	SE2	SP2	SE3	SP3	TSP
1	4:24.142	2:31.626	91	50.203	198	1:02.313	190	124	8	2:26.120	37.653	101	41.831	187	1:06.636	192	***251***
2	2:13.932	37.021	***103***	40.676	208	56.235	192	245	9	2:38.105	37.039	101	51.429	204	1:09.637		248
3	2:12.461	36.714	103	39.480	209	56.267	193	247	10	4:36.747	2:59.758	97	40.356	207	56.633	193	148
4	2:12.815	36.945	100	39.455	208	56.415	192	248	11	2:10.923	36.904	102	***38.811***	208	55.208	193	247
5	2:49.479	40.334	96	44.490	191	1:24.655		228	12	2:17.696	36.812	103	40.877	200	1:00.007	193	249
6	13:49.055	12:02.617	101	41.091	168	1:05.347	192	146	13	***2:10.833***	***36.709***	101	39.011	208	***55.113***	***193***	248
7	2:13.185	37.471	102	39.409	208	56.305	193	247	14	2:31.683	39.073	99	40.132	***209***	1:12.478		249

70 Shota Abkhazava, RUS , — theoretical besttime: 2:13.559

Lap	Time	SE1	SP1	SE2	SP2	SE3	SP3	TSP	Lap	Time	SE1	SP1	SE2	SP2	SE3	SP3	TSP
1	3:17.067	1:26.478	81	46.843	199	1:03.746	188	124	9	2:15.615	***37.677***	103	39.797	208	58.141	***191***	243
2	2:28.679	43.869	93	43.579	204	1:01.231	189	187	10	2:42.537	42.441	95	45.301	204	1:14.795		243
3	2:37.090	40.085	97	42.408	205	1:14.597		243	11	7:51.285	6:09.452	95	41.958	205	59.875	190	137
4	5:06.784	3:02.133	81	45.606	200	1:19.045		130	12	2:14.173	37.866	103	39.988	208	***56.319***	190	244
5	14:01.641	12:23.155	100	40.956	205	57.530	189	138	13	***2:14.116***	37.845	103	***39.563***	***209***	56.708	191	***245***
6	2:15.232	37.829	***104***	40.154	207	57.249	191	244	14	2:14.531	37.774	104	39.846	208	56.911	191	***245***
7	2:14.936	37.857	103	40.113	207	56.966	191	245	15		44.352	83	47.603	204			231
8	2:15.429	38.011	101	40.324	208	57.094	190	245									

77 Mikko Eskelinen, FIN/ Dimitri Enjalbert, FRA — theoretical besttime: 2:11.604

Lap	Time	SE1	SP1	SE2	SP2	SE3	SP3	TSP	Lap	Time	SE1	SP1	SE2	SP2	SE3	SP3	TSP
1	3:48.370	2:08.492	101	40.313	203	59.565	191	148	9	2:12.292	37.248	104	39.339	206	55.705	191	247
2	2:12.171	***36.911***	104	39.207	***208***	56.053	192	247	10	2:25.464	37.175	103	39.596	207	1:08.693		246
3	2:12.946	37.081	***104***	***39.197***	208	56.668	***192***	248	11	4:53.691	3:14.251	101	40.935	206	58.505	189	144
4	2:11.920	37.004	102	39.263	208	55.653	191	***249***	12	2:16.263	38.605	102	40.432	207	57.226	190	244
5	2:31.231	37.143	100	39.451	207	1:14.637		248	13	2:15.267	37.679	103	40.139	207	57.449	190	245
6	16:26.698	14:38.463	99	47.753	153	1:00.482	191	143	14	2:15.170	37.644	103	40.227	207	57.299	189	244
7	***2:11.795***	37.089	103	39.210	207	***55.496***	191	246	15	2:14.486	37.799	102	39.762	205	56.925	190	244
8	2:15.363	36.936	103	39.432	207	58.995	191	247	16	2:25.147	37.811	93	40.513	205	1:06.823		246

87 Davide Stancheris, ITA , — theoretical besttime: 2:12.618

Lap	Time	SE1	SP1	SE2	SP2	SE3	SP3	TSP	Lap	Time	SE1	SP1	SE2	SP2	SE3	SP3	TSP
1	3:32.118	1:13.479	78	58.894	143	1:19.745	190	113	9	2:29.944	39.690	90	42.647	207	1:07.607		233
2	2:34.920	41.425	84	45.638	201	1:07.857	192	248	10	5:55.326	4:05.433	96	45.656	203	1:04.237	193	136
3	2:14.207	37.862	104	39.641	210	56.704	191	250	11	2:13.142	37.458	104	39.157	211	56.527	***194***	251
4	2:15.542	37.390	***106***	39.344	209	58.808	193	252	12	***2:12.618***	***37.141***	104	***39.132***	***212***	***56.345***	193	252
5	2:40.172	37.662	98	51.138	204	1:11.372		252	13	2:32.553	37.962	103	44.576	115	1:10.015	193	251
6	14:23.942	12:36.580	99	40.764	197	1:06.598	193	149	14	3:13.997	37.298	102	1:15.646	84	1:21.053	193	***254***
7	2:13.775	37.675	104	39.516	209	56.584	193	253	15	2:37.391	37.386	105	39.189	212	1:20.816		251
8	2:14.509	37.669	97	39.545	211	57.295	191	252									

90 Alberto Di Folco, ITA , — theoretical besttime: 2:10.633

Lap	Time	SE1	SP1	SE2	SP2	SE3	SP3	TSP	Lap	Time	SE1	SP1	SE2	SP2	SE3	SP3	TSP
1	6:56.879	4:59.629	90	46.323	204	1:10.927	192	134	7	***2:11.028***	***36.353***	102	38.942	208	55.733	***193***	251
2	2:11.715	37.123	***103***	39.217	208	***55.375***	193	250	8	2:52.037	44.348	90	53.196	147	1:14.493	192	251
3	2:12.001	36.735	102	39.062	208	56.204	192	***252***	9	2:12.323	37.034	103	***38.905***	***210***	56.384	192	251
4	2:38.821	36.555	100	47.949	198	1:14.317		251	10	2:32.096	37.225	89	42.166	197	1:12.705		251
5	16:59.081	14:55.645	102	46.557	182	1:16.879	192	113	11	5:00.944	3:25.303	99	39.384	209	56.257	193	133
6	2:16.029	37.899	101	41.557	199	56.573	193	251	12	2:30.243	39.421	100	44.257	207	1:06.565		***252***

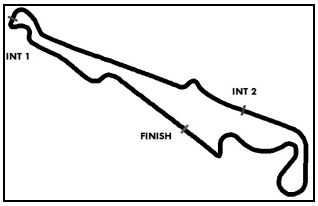

Lamborghini Blancpain Super Trofeo

Lap analysis Qualifying Practice

Provisional

Circuit Paul Ricard, Length: 5842 m
Air temperature: 25.5°C
Track temperature: 35.7°C
Weather condition: Dry

PAUL RICARD 2014

Friday 27.6.2014 17:20

99 Nicole Louis, BEL ,

theoretical besttime: 2:18.470

Lap	Time	SE1	SP1	SE2	SP2	SE3	SP3	TSP	Lap	Time	SE1	SP1	SE2	SP2	SE3	SP3	TSP
1	3:11.089	1:04.792	82	55.900	139	1:10.397	143	128	10	2:20.810	39.473	88	41.797	203	59.540	190	249
2	2:35.390	47.990	87	43.484	201	1:03.916	187	182	11	2:21.352	40.113	93	41.444	204	59.795	190	249
3	2:29.563	40.048	96	43.214	202	1:06.301	188	247	12	2:29.502	41.491	90	40.926	***205***	1:07.085		248
4	2:22.270	39.704	93	***40.784***	203	1:01.782	190	247	13	4:34.402	2:47.080	74	46.354	197	1:00.968	191	149
5	2:42.103	38.796	93	42.649	199	1:20.658		249	14	2:22.779	40.173	92	43.114	204	59.492	189	249
6	15:17.038	13:27.778	94	43.574	202	1:05.686	189	148	15	2:19.217	39.447	91	40.827	***205***	***58.943***	***192***	249
7	2:23.850	41.174	97	42.549	199	1:00.127	190	247	16	***2:19.188***	***38.743***	***99***	40.896	204	59.549	191	***250***
8	2:21.484	39.985	92	41.116	204	1:00.383	191	247	17		39.548	101	42.323	205			***250***
9	2:19.223	38.875	92	41.192	204	59.156	190	***250***									

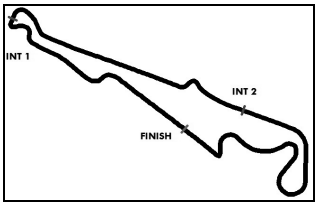

Lamborghini Blancpain Super Trofeo

Vmax list Qualifying Practice

Provisional

Circuit Paul Ricard, Length: 5842 m
Air temperature: 25.5°C
Track temperature: 35.7°C
Weather condition: Dry

PAUL RICARD 2014

Friday 27.6.2014 17:20

Nr	Team, Car, Driver, Nat	Top speed
87	**Mirai Project Emmebi Motorsport, Lamborghini Gallardo LF**	
	Stancheris Davide , ITA	253,52 km/h
11	**Autocarrozzeria Imperiale S.R.L, Lamborghini Gallardo LP !**	
	Tanca Roberto , ITA	252,93 km/h
	Amici Andrea , ITA	
90	**Autocarrozzeria Imperiale S.R.L, Lamborghini Gallardo LP !**	
	Di Folco Alberto , ITA	251,75 km/h
3	**Bonaldi Motorsport, Lamborghini Gallardo LP 560**	
	Piscopo Edoardo , ITA	250,58 km/h
	Pavlovic Milos , SRB	
63	**Autovitesse Garage R. Affolter, Lamborghini Gallardo LP 5(**	
	Leimer Cedric , CHE	250,58 km/h
	Cochet Jonathan , FRA	
55	**Charouz Racing System, Lamborghini Gallardo LP 560**	
	Louis Patrick , BEL	250,58 km/h
	Janis Jarek , CZE	
99	**Charouz Racing System, Lamborghini Gallardo LP 560**	
	Louis Nicole , BEL	250,00 km/h
22	**Automobili Lamborghini RT Ger, Lamborghini Gallardo LP !**	
	Mul Jeroen , NLD	249,42 km/h
34	**Bonaldi Motorsport, Lamborghini Gallardo LP 560**	
	Merchan Sebastian , ECU	249,42 km/h
7	**Automobili Lamborghini RT Lux, Lamborghini Gallardo LP**	
	Polishchuk Taras , UKR	249,42 km/h
77	**Automobili Lamborghini RT Lux, Lamborghini Gallardo LP**	
	Eskelinen Mikko , FIN	248,85 km/h
	Enjalbert Dimitri , FRA	
6	**Composit Motorsport, Lamborghini Gallardo LP 560**	
	Cerqui Alberto , ITA	248,28 km/h
	Ceccato Andrea , ITA	
47	**Autocarrozzeria Imperiale S.R.L, Lamborghini Gallardo LP !**	
	Viberti Alberto , ITA	247,71 km/h
33	**Bonaldi Motorsport, Lamborghini Gallardo LP 560**	
	Varvaroussis Aristotelis , GRC	247,14 km/h
	Bortolotti Mirko , ITA	
27	**Autocarrozzeria Imperiale S.R.L, Lamborghini Gallardo LP !**	
	Piancastelli Nicolo , ITA	247,14 km/h
5	**Eurotech Engineering srl, Lamborghini Gallardo LP 560**	
	Delli Guanti Roberto , ITA	246,58 km/h
	Bocellari Gianfranco , ITA	
16	**Composit Motorsport, Lamborghini Gallardo LP 560**	
	Zucchi Matteo , ITA	245,45 km/h
	Comini Stefano , CHE	

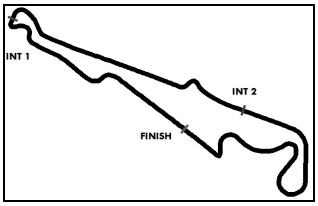

Lamborghini Blancpain Super Trofeo

Vmax list Qualifying Practice

Provisional

Circuit Paul Ricard, Length: 5842 m
Air temperature: 25.5°C
Track temperature: 35.7°C
Weather condition: Dry

PAUL RICARD 2014

Friday 27.6.2014 17:20

Nr	Team, Car, Driver, Nat	Top speed
70	**Automobili Lamborghini RT Lux, Lamborghini Gallardo LP**	
	Abkhazava Shota , RUS	245,45 km/h
19	**Autovitesse Garage R. Affolter, Lamborghini Gallardo LP 5(**	
	Jenny Laurent , CHE	244,90 km/h
	Leimer Cyril , CHE	
31	**DTMotorsport, Lamborghini Gallardo LP 560**	
	Pellegrinelli Simone , ITA	244,90 km/h
28	**Automobili Lamborghini Racing Team (UK), Lamborghini G**	
	Richards Tim , GBR	244,90 km/h
21	**Automobili Lamborghini RT Ger, Lamborghini Gallardo LP !**	
	Lima Carina , ANG	243,79 km/h
	Martins Alexander , PRT	
32	**Eurotech Engineering srl, Lamborghini Gallardo LP 560**	
	Venturini Giovanni , ITA	243,24 km/h
25	**GRT Grasser Racing Team, Lamborghini Gallardo LP 560**	
	Tweraser Gerhard , AUT	242,70 km/h
	Bickel Sandro , AUT	
4	**Automobili Lamborghini Racing Team (UK), Lamborghini G**	
	Rattenbury Jake , GBR	241,61 km/h
26	**GRT Grasser Racing Team, Lamborghini Gallardo LP 560**	
	Halek Sascha , AUT	241,61 km/h
	Hölling Ronald , AUT	
8	**Eurotech Engineering srl, Lamborghini Gallardo LP 560**	
	Flamino Manuel , ITA	234,27 km/h
	Sauto Vincenzo , ITA	

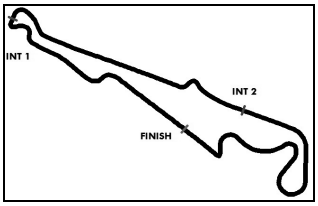

Lamborghini Blancpain Super Trofeo

Start Grid Race 1

Official

Circuit Paul Ricard, Length: 5842 m
Air temperature: 20.9°C
Track temperature: 34.9°C
Weather condition: Dry

PAUL RICARD 2014

Saturday 28.6.2014 10:15

POLE POSITION

3	**Bonaldi Motorsport** Edoardo Piscopo/ Milos Pavlovic	2:10.231	1	22	**Automobili Lamborghini RT Ger** Jeroen Mul	2:10.408
33	**Bonaldi Motorsport** Aristotelis Varvaroussis/ Mirko Bortolotti	2:10.428	2	34	**Bonaldi Motorsport** Sebastian Merchan	2:10.540
32	**Eurotech Engineering srl** Giovanni Venturini	2:10.582	3	63	**Autovitesse Garage R. Affolter** Cedric Leimer/ Jonathan Cochet	2:10.833
16	**Composit Motorsport** Matteo Zucchi/ Stefano Comini	2:10.922	4	90	**Autocarrozzeria Imperiale S.R.L** Alberto Di Folco	2:11.028
55	**Charouz Racing System** Patrick Louis/ Jarek Janis	2:11.204	5	25	**GRT Grasser Racing Team** Gerhard Tweraser/ Sandro Bickel	2:11.310
6	**Composit Motorsport** Alberto Cerqui/ Andrea Ceccato	2:11.775	6	77	**Automobili Lamborghini RT Lux** Mikko Eskelinen/ Dimitri Enjalbert	2:11.795
11	**Autocarrozzeria Imperiale S.R.L** Roberto Tanca/ Andrea Amici	2:12.204	7	19	**Autovitesse Garage R. Affolter** Laurent Jenny/ Cyril Leimer	2:12.207
47	**Autocarrozzeria Imperiale S.R.L** Alberto Viberti	2:12.518	8	31	**DTMotorsport** Simone Pellegrinelli	2:12.615
87	**Mirai Project Emmebi Motorsport** Davide Stancheris	2:12.618	9	4	**Automobili Lamborghini Racing T** Jake Rattenbury	2:12.663
27	**Autocarrozzeria Imperiale S.R.L** Nicolo Piancastelli	2:13.619	10	70	**Automobili Lamborghini RT Lux** Shota Abkhazava	2:14.116
26	**GRT Grasser Racing Team** Sascha Halek/ Ronald Hölling	2:14.871	11	7	**Automobili Lamborghini RT Lux** Taras Polishchuk	2:15.950
21	**Automobili Lamborghini RT Ger** Carina Lima/ Alexander Martins	2:16.507	12	5	**Eurotech Engineering srl** Roberto Delli Guanti/ Gianfranco Bocellari	2:16.763
99	**Charouz Racing System** Nicole Louis	2:19.188	13	28	**Automobili Lamborghini Racing T** Tim Richards	2:22.486
79	**Kinetic Racing Team** Mikhail Spiridonov		14	8	**Eurotech Engineering srl** Manuel Flamino/ Vincenzo Sauto	

Steward: Steward: Steward:

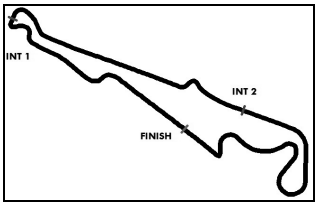

Lamborghini Blancpain Super Trofeo

Results Race 1

Official

Circuit Paul Ricard, Length: 5842 m
Air temperature: 26.6°C
Track temperature: 31.7°C
Weather condition: Dry

PAUL RICARD 2014

Saturday 28.6.2014 10:15

started : 27 classified : 23 not classified : 4

		Drivers	Team	Car	Laps	Total Time	Gap	Kph	Lap	Time	Kph
1	3	E.Piscopo/**M.Pavlovic**	Bonaldi Motorsport	Lamborghini Gallardo LP 560	22	**50:17.395**		153,3	3	2:11.402	160,1
2	22	**J.Mul**	Automobili Lamborghini RT Ger	Lamborghini Gallardo LP 560	22	**50:19.668**	2.273	153,2	5	2:12.150	159,1
3	34	**S.Merchan**	Bonaldi Motorsport	Lamborghini Gallardo LP 560	22	**50:30.859**	13.464	152,7	4	2:12.037	159,3
4	33	A.Varvaroussis/**M.Bortolotti**	Bonaldi Motorsport	Lamborghini Gallardo LP 560	22	**50:31.994**	14.599	152,6	3	2:11.595	159,8
5	63	**C.Leimer**/J.Cochet	Autovitesse Garage R. Affolter	Lamborghini Gallardo LP 560	22	**50:34.755**	17.360	152,5	4	2:12.653	158,5
6	90	**A.Di Folco**	Autocarrozzeria Imperiale S.R.L	Lamborghini Gallardo LP 560	22	**50:50.654**	33.259	151,7	3	2:12.259	159,0
7	16	M.Zucchi/**S.Comini**	Composit Motorsport	Lamborghini Gallardo LP 560	22	**50:56.482**	39.087	151,4	16	2:14.055	156,9
8	11	R.Tanca/**A.Amici**	Autocarrozzeria Imperiale S.R.L	Lamborghini Gallardo LP 560	22	**51:00.972**	43.577	151,2	11	2:12.913	158,2
9	25	G.Tweraser/**S.Bickel**	GRT Grasser Racing Team	Lamborghini Gallardo LP 560	22	**51:10.336**	52.941	150,7	3	2:13.986	157,0
10	87	**D.Stancheris**	Mirai Project Emmebi Motorsport	Lamborghini Gallardo LP 560	22	**51:37.284**	1:19.889	149,4	6	2:15.028	155,8
11	31	**S.Pellegrinelli**	DTMotorsport	Lamborghini Gallardo LP 560	22	**51:41.110**	1:23.715	149,2	7	2:14.884	155,9
12	4	**J.Rattenbury**	Automobili Lamborghini Racing Tea	Lamborghini Gallardo LP 560	22	**51:44.973**	1:27.578	149,0	4	2:14.645	156,2
13	77	M.Eskelinen/**D.Enjalbert**	Automobili Lamborghini RT Lux	Lamborghini Gallardo LP 560	22	**51:57.265**	1:39.870	148,4	5	2:13.983	157,0
14	8	**M.Flamino**/V.Sauto	Eurotech Engineering srl	Lamborghini Gallardo LP 560	22	**52:17.038**	1:59.643	147,5	13	2:16.055	154,6
15	55	P.Louis/**J.Janis**	Charouz Racing System	Lamborghini Gallardo LP 560	22	**52:18.628**	2:01.233	147,4	21	2:13.511	157,5
16	26	**S.Halek**/R.Hölling	GRT Grasser Racing Team	Lamborghini Gallardo LP 560	22	**52:30.469**	2:13.074	146,9	9	2:14.515	156,3
17	7	**T.Polishchuk**	Automobili Lamborghini RT Lux	Lamborghini Gallardo LP 560	21	**50:34.423**	1 LAP	145,5	4	2:17.238	153,2
18	19	**L.Jenny**/C.Leimer	Autovitesse Garage R. Affolter	Lamborghini Gallardo LP 560	21	**50:48.053**	1 LAP	144,9	9	2:14.598	156,3
19	99	**N.Louis**	Charouz Racing System	Lamborghini Gallardo LP 560	21	**51:55.252**	1 LAP	141,8	19	2:20.768	149,4
20	70	**S.Abkhazava**	Automobili Lamborghini RT Lux	Lamborghini Gallardo LP 560	21	**52:17.827**	1 LAP	140,8	8	2:14.989	155,8
21	28	**T.Richards**	Automobili Lamborghini Racing Tea	Lamborghini Gallardo LP 560	21	**53:37.797**	1 LAP	137,3	20	2:22.385	147,7
22	5	**R.Delli Guanti**/G.Bocellari	Eurotech Engineering srl	Lamborghini Gallardo LP 560	19	**46:20.117**	3LAPS	143,7	6	2:16.459	154,1
23	21	C.Lima/**A.Martins**	Automobili Lamborghini RT Ger	Lamborghini Gallardo LP 560	16	**52:31.113**	6LAPS	106,8	10	2:17.813	152,6
not classified											
	47	**A.Viberti**	Autocarrozzeria Imperiale S.R.L	Lamborghini Gallardo LP 560	9	**20:30.123**	13LAPS	153,9	6	2:13.025	158,1
	27	**N.Piancastelli**	Autocarrozzeria Imperiale S.R.L	Lamborghini Gallardo LP 560	5	**11:37.737**	17LAPS	150,7	5	2:15.431	155,3
	32	G.Venturini	Eurotech Engineering srl	Lamborghini Gallardo LP 560	1	**2:18.296**	21LAPS				
	6	A.Cerqui/A.Ceccato	Composit Motorsport	Lamborghini Gallardo LP 560	1	**2:23.016**	21LAPS				

Fastest lap of the race. Car 3 driver Pavlovic on lap 3. Time 2:11.402, average speed 160,1 km/h.

Steward: Steward: Steward:

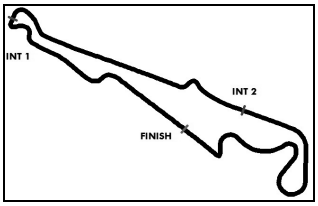

Lamborghini Blancpain Super Trofeo

Class results Race 1

Official

Circuit Paul Ricard, Length: 5842 m
Air temperature: 26.6°C
Track temperature: 31.7°C
Weather condition: Dry

Saturday 28.6.2014 10:15

started : 27 **classified : 23** **not classified : 4**

CLASS: PAM

Started: 9 **Classified: 8** **Not Classified: 1**

		Drivers	Team	Car	Laps	Time	Gap	Kph	Best	Lap
1	34	**Merchan**	Bonaldi Motorsport(ITA)	Lamborghini Gallardo LP 560	22	**50:30.859**		152,7	2:12.037	4
2	33	Varvaroussis/**Bortolotti**	Bonaldi Motorsport(ITA)	Lamborghini Gallardo LP 560	22	**50:31.994**	1.135	152,6	2:11.595	3
3	90	**Di Folco**	Autocarrozzeria Imperiale S.R.L(	Lamborghini Gallardo LP 560	22	**50:50.654**	19.795	151,7	2:12.259	3
4	16	Zucchi/**Comini**	Composit Motorsport(ITA)	Lamborghini Gallardo LP 560	22	**50:56.482**	25.623	151,4	2:14.055	16
5	25	Tweraser/**Bickel**	GRT Grasser Racing Team(AUT	Lamborghini Gallardo LP 560	22	**51:10.336**	39.477	150,7	2:13.986	3
6	77	Eskelinen/**Enjalbert**	Automobili Lamborghini RT Lux(L	Lamborghini Gallardo LP 560	22	**51:57.265**	1:26.406	148,4	2:13.983	5
7	55	Louis/**Janis**	Charouz Racing System(CZE)	Lamborghini Gallardo LP 560	22	**52:18.628**	1:47.769	147,4	2:13.511	21
8	19	**Jenny**/Leimer	Autovitesse Garage R. Affolter(C	Lamborghini Gallardo LP 560	21	**50:48.053**	1 LAP	144,9	2:14.598	9
not classified										
	27	**Piancastelli**	Autocarrozzeria Imperiale S.R.L(	Lamborghini Gallardo LP 560	5	**11:37.737**	17LAPS	150,7	2:15.431	5

Fastest lap of the class. Car 33 driver Mirko Bortolotti on lap 3. Time 2:11.595, average speed 159,8 km/h.

CLASS: PRO

Started: 8 **Classified: 5** **Not Classified: 3**

		Drivers	Team	Car	Laps	Time	Gap	Kph	Best	Lap
1	3	Piscopo/**Pavlovic**	Bonaldi Motorsport(ITA)	Lamborghini Gallardo LP 560	22	**50:17.395**		153,3	2:11.402	3
2	22	**Mul**	Automobili Lamborghini RT Ger(I	Lamborghini Gallardo LP 560	22	**50:19.668**	2.273	153,2	2:12.150	5
3	63	**Leimer**/Cochet	Autovitesse Garage R. Affolter(C	Lamborghini Gallardo LP 560	22	**50:34.755**	17.360	152,5	2:12.653	4
4	11	Tanca/**Amici**	Autocarrozzeria Imperiale S.R.L(	Lamborghini Gallardo LP 560	22	**51:00.972**	43.577	151,2	2:12.913	11
5	87	**Stancheris**	Mirai Project Emmebi Motorsport	Lamborghini Gallardo LP 560	22	**51:37.284**	1:19.889	149,4	2:15.028	6
not classified										
	47	**Viberti**	Autocarrozzeria Imperiale S.R.L(	Lamborghini Gallardo LP 560	9	**20:30.123**	13LAPS	153,9	2:13.025	6
	32	**Venturini**	Eurotech Engineering srl(ITA)	Lamborghini Gallardo LP 560	1	**2:18.296**	21LAPS			
	6	**Cerqui/Ceccato**	Composit Motorsport(ITA)	Lamborghini Gallardo LP 560	1	**2:23.016**	21LAPS			

Fastest lap of the class. Car 3 driver Milos Pavlovic on lap 3. Time 2:11.402, average speed 160,1 km/h.

CLASS: AM

Started: 10 **Classified: 10** **Not Classified: 0**

		Drivers	Team	Car	Laps	Time	Gap	Kph	Best	Lap
1	31	**Pellegrinelli**	DTMotorsport(ITA)	Lamborghini Gallardo LP 560	22	**51:41.110**		149,2	2:14.884	7
2	4	**Rattenbury**	Automobili Lamborghini Racing T	Lamborghini Gallardo LP 560	22	**51:44.973**	3.863	149,0	2:14.645	4
3	8	**Flamino**/Sauto	Eurotech Engineering srl(ITA)	Lamborghini Gallardo LP 560	22	**52:17.038**	35.928	147,5	2:16.055	13
4	26	**Halek**/Hölling	GRT Grasser Racing Team(AUT	Lamborghini Gallardo LP 560	22	**52:30.469**	49.359	146,9	2:14.515	9
5	7	**Polishchuk**	Automobili Lamborghini RT Lux(L	Lamborghini Gallardo LP 560	21	**50:34.423**	1 LAP	145,5	2:17.238	4
6	99	**Louis**	Charouz Racing System(CZE)	Lamborghini Gallardo LP 560	21	**51:55.252**	1 LAP	141,8	2:20.768	19
7	70	**Abkhazava**	Automobili Lamborghini RT Lux(L	Lamborghini Gallardo LP 560	21	**52:17.827**	1 LAP	140,8	2:14.989	8
8	28	**Richards**	Automobili Lamborghini Racing T	Lamborghini Gallardo LP 560	21	**53:37.797**	1 LAP	137,3	2:22.385	20
9	5	**Delli Guanti**/Bocellari	Eurotech Engineering srl(ITA)	Lamborghini Gallardo LP 560	19	**46:20.117**	3LAPS	143,7	2:16.459	6
10	21	Lima/**Martins**	Automobili Lamborghini RT Ger(I	Lamborghini Gallardo LP 560	16	**52:31.113**	6LAPS	106,8	2:17.813	10

Fastest lap of the class. Car 26 driver Sascha Halek on lap 3. Time 2:14.515, average speed 156,3 km/h.

Fastest lap of the race. Car 3 driver Pavlovic on lap 3. Time 2:11.402, average speed 160,1 km/h.

Steward: Steward: Steward:

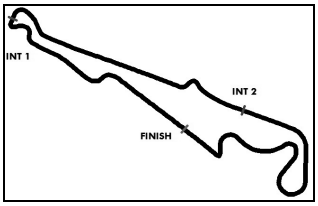

Lamborghini Blancpain Super Trofeo

Lap analysis Race 1

Provisional

Circuit Paul Ricard, Length: 5842 m
Air temperature: 26.8°C
Track temperature: 31.4°C
Weather condition: Dry

PAUL RICARD 2014

Saturday 28.6.2014 10:15

3 Edoardo Piscopo, ITA/ Milos Pavlovic, SRB — theoretical besttime: 2:11.391

Lap	Time	SE1	SP1	SE2	SP2	SE3	SP3	TSP	Lap	Time	SE1	SP1	SE2	SP2	SE3	SP3	TSP
1	2:13.358	37.976	99	39.416	207	55.966	192	239	13	2:32.619	55.600	100	40.087	206	56.932	190	146
2	2:12.232	36.734	99	39.416	207	56.082	193	248	14	2:14.448	38.088	99	39.650	208	56.710	193	249
3	***2:11.402***	***36.693***	102	38.997	207	***55.712***	***193***	249	15	2:13.838	37.610	98	39.640	208	56.588	191	***250***
4	2:12.709	36.878	100	39.736	207	56.095	191	248	16	2:14.713	37.768	97	39.677	208	57.268	192	249
5	2:12.390	36.913	101	39.030	207	56.447	191	249	17	2:13.470	37.531	97	39.592	208	56.347	192	249
6	2:12.418	36.929	97	39.238	209	56.251	192	247	18	2:13.269	37.398	97	39.565	208	56.306	192	249
7	2:12.747	36.911	100	39.106	208	56.730	191	249	19	2:13.773	37.586	98	39.514	208	56.673	191	249
8	2:11.682	36.791	***102***	***38.986***	208	55.905	191	***250***	20	2:14.175	37.617	100	39.622	208	56.936	192	249
9	2:12.063	36.930	99	39.166	207	55.967	192	249	21	2:13.919	37.550	98	39.525	209	56.844	192	249
10	2:12.452	36.977	98	39.189	208	56.286	192	***250***	22	2:15.290	37.882	94	40.072	207	57.336	192	***250***
11	2:12.277	36.961	100	39.173	209	56.143	191	***250***									
12	3:19.817	36.997	99	39.258	***209***	2:03.562		***250***									

4 Jake Rattenbury, GBR , — theoretical besttime: 2:14.271

Lap	Time	SE1	SP1	SE2	SP2	SE3	SP3	TSP	Lap	Time	SE1	SP1	SE2	SP2	SE3	SP3	TSP
1	2:22.860	42.026	100	41.894	206	58.940	191	232	13	2:17.037	38.397	98	40.687	205	57.953	189	242
2	2:17.131	38.417	102	40.865	207	57.849	186	***243***	14	2:17.482	38.215	102	40.164	207	59.103	189	240
3	2:15.916	37.625	103	40.097	206	58.194	187	239	15	2:16.936	38.606	98	40.462	204	57.868	188	242
4	***2:14.645***	***37.361***	***103***	40.167	206	***57.117***	190	239	16	2:16.294	38.156	99	40.202	205	57.936	190	241
5	2:15.858	37.939	100	40.426	205	57.493	191	241	17	2:15.967	38.203	101	40.190	204	57.574	191	240
6	2:16.039	38.251	100	39.822	207	57.966	189	240	18	2:17.268	38.188	101	***39.793***	***208***	59.287	190	242
7	2:15.324	37.677	99	39.996	205	57.651	190	241	19	2:16.519	38.197	102	40.008	206	58.314	189	242
8	2:16.547	38.561	99	39.873	207	58.113	***191***	242	20	2:18.583	39.498	99	40.493	205	58.592	190	239
9	2:15.093	37.978	101	39.930	207	57.185	190	242	21	2:17.143	38.526	99	40.388	206	58.229	190	240
10	2:15.640	37.799	100	39.891	207	57.950	190	241	22	2:17.698	38.072	99	40.583	207	59.043	190	241
11	2:24.212	38.139	101	40.159	204	1:05.914		241									
12	3:38.194	1:58.784	100	40.608	205	58.802	190	142									

5 Roberto Delli Guanti, ITA/ Gianfranco Bocellari, ITA — theoretical besttime: 2:16.173

Lap	Time	SE1	SP1	SE2	SP2	SE3	SP3	TSP	Lap	Time	SE1	SP1	SE2	SP2	SE3	SP3	TSP
1	2:23.365	42.645	93	42.024	205	58.696	187	227	11	2:17.910	38.457	98	40.834	205	58.619	189	241
2	2:17.763	38.093	97	41.211	203	58.459	186	243	12	2:19.682	38.912	95	41.934	205	58.836	190	243
3	2:16.773	***37.796***	101	40.863	204	58.114	188	243	13	3:33.932	39.036	99	42.370	207	2:12.526		240
4	2:18.573	38.194	101	40.913	204	59.466	187	244	14	2:39.700	56.708	94	42.453	204	1:00.539	189	142
5	2:17.614	38.859	100	***40.611***	205	58.144	191	234	15	2:22.825	40.348	98	42.180	206	1:00.297	186	233
6	***2:16.459***	38.047	95	40.646	205	***57.766***	190	243	16	2:31.114	39.771	97	41.840	205	1:09.503		241
7	2:19.048	40.056	***102***	40.940	206	58.052	189	***245***	17	2:36.955	54.438	98	42.202	207	1:00.315	190	142
8	2:20.094	39.993	99	40.905	205	59.196	191	243	18	2:20.172	38.910	99	41.176	***207***	1:00.086	186	***245***
9	2:19.609	38.933	79	41.361	205	59.315	***191***	243	19	2:21.905	39.508	98	41.604	207	1:00.793	191	243
10	2:19.305	39.149	99	41.230	205	58.926	188	243									

6 Alberto Cerqui, ITA/ Andrea Ceccato, ITA — theoretical besttime: 2:16.261

1	***2:18.396***	40.440	99	***40.886***	***206***	***57.070***	***191***	239

7 Taras Polishchuk, UKR , — theoretical besttime: 2:16.744

Lap	Time	SE1	SP1	SE2	SP2	SE3	SP3	TSP	Lap	Time	SE1	SP1	SE2	SP2	SE3	SP3	TSP
1	2:24.019	42.369	92	41.728	204	59.922	188	241	12	2:18.341	38.616	97	***40.216***	205	59.509	186	249
2	2:18.785	38.505	88	41.807	200	58.473	189	***251***	13	2:27.747	48.496	90	40.372	205	58.879	185	245
3	2:19.724	39.950	88	41.060	202	58.714	187	249	14	2:18.375	38.525	94	40.666	202	59.184	188	245
4	***2:17.238***	38.435	95	40.394	205	58.409	188	245	15	2:19.169	38.556	90	40.257	205	1:00.356	186	248
5	2:18.749	38.810	92	40.868	203	59.071	190	247	16	2:19.282	39.115		41.212	204	58.955	185	248
6	2:18.352	38.787	88	40.278	203	59.287	187	249	17	2:19.662	39.089	85	41.071	197	59.502	187	244
7	2:17.497	38.724	90	40.327	201	58.446	187	247	18	2:18.629	38.293	94	40.796	***206***	59.540	187	247
8	2:25.460	38.483	91	40.486	205	1:06.491	182	248	19	2:21.246	40.827	85	40.407	***206***	1:00.012	188	248
9	2:27.629	39.008	88	40.608	203	1:08.013		246	20	2:19.059	***38.237***	93	41.004	199	59.818	187	249
10	3:36.461	1:56.945	***98***	40.739	205	58.777	187	142	21	2:21.601	41.137	78	40.906	205	59.558	186	248
11	2:20.155	39.673	91	42.191	201	***58.291***	***191***	249									

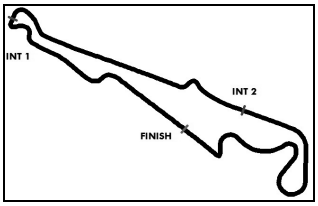

Lamborghini Blancpain Super Trofeo

Lap analysis Race 1

Provisional

Circuit Paul Ricard, Length: 5842 m
Air temperature: 26.8°C
Track temperature: 31.4°C
Weather condition: Dry

PAUL RICARD 2014

Saturday 28.6.2014 10:15

8 Manuel Flamino, ITA/ Vincenzo Sauto, ITA — theoretical besttime: 2:15.352

Lap	Time	SE1	SP1	SE2	SP2	SE3	SP3	TSP	Lap	Time	SE1	SP1	SE2	SP2	SE3	SP3	TSP
1	2:23.250	42.037	90	42.366	200	58.847	186	233	13	***2:16.055***	38.202	93	40.503	205	***57.350***	188	237
2	2:19.460	38.869	95	41.844	201	58.747	187	238	14	2:18.246	38.309	96	40.301	206	59.636	188	237
3	2:19.179	38.926	93	41.194	202	59.059	185	237	15	2:18.328	39.613	95	40.779	204	57.936	***188***	236
4	2:18.497	38.391	94	41.202	204	58.904	184	238	16	2:17.524	38.254	95	41.066	203	58.204	186	238
5	2:18.240	38.370	95	40.881	201	58.989	186	237	17	2:17.770	39.069	96	40.640	205	58.061	188	237
6	2:18.434	38.623	94	40.879	202	58.932	185	236	18	2:17.453	38.441	92	40.800	***207***	58.212	187	237
7	2:18.205	38.806	93	40.618	201	58.781	186	***239***	19	2:20.482	39.367	93	40.818	204	1:00.297	187	237
8	2:17.184	***37.774***	92	40.692	202	58.718	185	237	20	2:18.070	39.026	96	40.746	205	58.298	187	238
9	3:27.603	39.010	92	40.911	203	2:07.682		236	21	2:19.103	38.957	97	40.989	206	59.157	185	238
10	2:34.005	54.615	93	40.904	203	58.486	188	143	22	2:17.230	38.944	97	40.694	205	57.592	187	238
11	2:17.344	38.722	***97***	41.064	203	57.558	187	238									
12	2:16.420	38.224	96	***40.228***	204	57.968	187	238									

11 Roberto Tanca, ITA/ Andrea Amici, ITA — theoretical besttime: 2:12.579

Lap	Time	SE1	SP1	SE2	SP2	SE3	SP3	TSP	Lap	Time	SE1	SP1	SE2	SP2	SE3	SP3	TSP
1	2:23.105	42.196	94	42.169	210	58.740	193	234	13	2:13.891	37.200	102	39.794	211	56.897	193	248
2	2:15.353	37.756	97	40.350	208	57.247	194	251	14	2:14.010	37.398	102	39.501	***211***	57.111	194	249
3	2:16.582	38.117	95	40.338	210	58.127	192	253	15	2:15.264	38.206	***104***	39.420	***211***	57.638	194	251
4	2:15.653	38.217	98	40.162	210	57.274	191	251	16	2:14.074	37.811	103	39.693	***211***	56.570	193	253
5	2:15.985	38.065	96	40.139	209	57.781	189	250	17	2:13.965	37.763	***104***	39.463	211	56.739	194	251
6	2:14.592	37.431	100	39.852	211	57.309	192	248	18	2:13.136	37.110	103	39.359	211	56.667	***194***	249
7	2:15.268	37.758	98	40.268	210	57.242	194	251	19	2:13.360	37.338	103	39.421	***211***	56.601	193	251
8	2:15.404	38.270	98	39.960	210	57.174	194	249	20	2:14.104	37.377	102	39.744	***211***	56.983	194	250
9	2:24.678	37.918	99	40.440	210	1:06.320		***254***	21	2:14.781	37.555	102	***39.179***	***211***	58.047	193	253
10	3:30.976	1:52.938	101	41.044	208	56.994	193	145	22	2:14.863	37.751	102	39.526	***211***	57.586	186	249
11	***2:12.913***	***36.912***	103	39.513	211	***56.488***	194	250									
12	2:14.035	37.644	101	39.724	211	56.667	194	251									

16 Matteo Zucchi, ITA/ Stefano Comini, CHE — theoretical besttime: 2:13.556

Lap	Time	SE1	SP1	SE2	SP2	SE3	SP3	TSP	Lap	Time	SE1	SP1	SE2	SP2	SE3	SP3	TSP
1	2:16.639	39.317	94	40.540	204	56.782	189	238	13	2:14.609	37.688	98	40.050	205	56.871	189	245
2	2:14.253	37.245	98	40.294	203	***56.714***	***191***	239	14	2:14.914	37.730	99	39.976	***206***	57.208	189	246
3	2:15.311	37.268	99	40.201	205	57.842	189	***248***	15	2:14.176	37.771	99	39.652	205	56.753	190	244
4	2:14.283	***37.196***	***102***	40.267	202	56.820	188	247	16	***2:14.055***	37.545	98	39.686	205	56.824	189	245
5	2:14.362	37.303	95	40.112	205	56.947	188	247	17	2:14.190	37.426	98	39.666	205	57.098	189	245
6	2:15.726	37.664	96	39.885	205	58.177	189	247	18	2:14.765	37.831	94	39.781	***206***	57.153	189	246
7	2:14.572	37.666	101	39.917	205	56.989	190	247	19	2:14.372	37.466	101	***39.646***	205	57.260	188	246
8	2:14.943	37.665	102	40.108	***206***	57.170	189	247	20	2:14.940	37.601	95	40.132	205	57.207	188	245
9	3:26.802	37.854	96	40.161	205	2:08.787		248	21	2:15.162	37.656	95	40.260	205	57.246	190	244
10	2:31.317	54.198	96	40.109	205	57.010	189	145	22	2:15.085	37.635	97	39.839	205	57.611	188	246
11	2:14.224	37.574	101	39.888	205	56.762	190	244									
12	2:14.350	37.611	99	39.908	205	56.831	190	245									

19 Laurent Jenny, CHE/ Cyril Leimer, CHE — theoretical besttime: 2:14.340

Lap	Time	SE1	SP1	SE2	SP2	SE3	SP3	TSP	Lap	Time	SE1	SP1	SE2	SP2	SE3	SP3	TSP
1	2:20.657	41.247	95	42.417	205	56.993	190	237	12	3:25.372	1:45.726	96	40.763	208	58.883	191	136
2	2:15.985	37.627	101	40.840	207	57.518	191	245	13	2:21.290	39.897	91	41.577	205	59.816	191	***248***
3	2:25.582	38.787	92	40.126	207	1:06.669	191	247	14	2:50.071	39.270	97	41.197	206	1:29.604		247
4	2:16.519	***37.545***	101	40.971	207	58.003	190	245	15	2:49.722	1:08.317	101	41.513	199	59.892	190	138
5	2:14.887	37.953	99	***39.832***	208	57.102	191	247	16	2:17.675	38.069	97	40.692	208	58.914	192	247
6	2:15.343	37.832	101	39.927	207	57.584	190	246	17	2:18.016	38.107	99	41.497	***209***	58.412	189	246
7	2:23.645	45.838	99	40.010	208	57.797	191	245	18	2:17.644	38.566	100	41.262	208	57.816	192	245
8	2:15.789	38.470	99	39.898	207	57.421	192	247	19	2:20.272	38.757	98	41.531	180	59.984	***193***	247
9	***2:14.598***	37.592	100	40.043	207	***56.963***	192	247	20	2:17.411	38.434	***102***	40.906	207	58.071	191	247
10	2:14.734	37.635	100	39.873	206	57.226	192	246	21	2:22.430	38.290	100	43.490	205	1:00.650	185	247
11	2:25.256	38.097	98	40.023	207	1:07.136		246									

21 Carina Lima, ANG/ Alexander Martins, PRT — theoretical besttime: 2:16.727

Lap	Time	SE1	SP1	SE2	SP2	SE3	SP3	TSP	Lap	Time	SE1	SP1	SE2	SP2	SE3	SP3	TSP
1	2:34.361	45.150	81	44.040	201	1:05.171	187	238	10	***2:17.813***	38.367	***100***	***40.445***	205	59.001	188	242
2	2:30.860	41.175	95	44.388	200	1:05.297	187	239	11	2:31.381	50.516	97	41.724	204	59.141	189	242
3	7:30.194	42.050	97	2:55.442	49	3:52.702		240	12	2:18.517	38.713	99	41.067	205	58.737	***189***	242
4	7:17.091	4:30.532	50	1:08.527	178	1:38.032		123	13	2:18.052	***38.234***	100	40.844	205	58.974	187	***243***
5	4:46.265	2:54.885	93	45.370	202	1:06.010	187	120	14	2:19.793	38.970	99	41.628	***205***	59.195	189	242

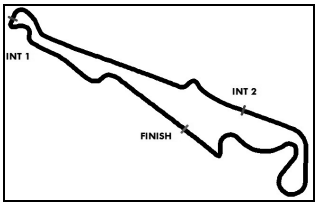

Lamborghini Blancpain Super Trofeo

Lap analysis Race 1

Provisional

Circuit Paul Ricard, Length: 5842 m
Air temperature: 26.8°C
Track temperature: 31.4°C
Weather condition: Dry

PAUL RICARD 2014

Saturday 28.6.2014 10:15

Lap	Time	SE1	SP1	SE2	SP2	SE3	SP3	TSP	Lap	Time	SE1	SP1	SE2	SP2	SE3	SP3	TSP
6	2:42.477	42.432	96	44.087	203	1:15.958		240	15	2:18.418	39.529	99	40.841	***205***	***58.048***	189	***243***
7	3:54.091	2:11.455	98	41.869	202	1:00.767	187	118	16	2:22.997	43.021	98	41.679	204	58.297	189	230
8	2:21.182	38.944	99	41.908	203	1:00.330	189	241									
9	2:18.800	39.119	100	41.041	203	58.640	188	242									

22 Jeroen Mul, NLD ,

theoretical besttime: 2:11.568

1	2:15.862	39.135	101	40.505	203	56.222	191	235	13	2:21.170	37.465	100	39.443	206	1:04.262		249
2	2:12.227	36.848	102	39.795	204	***55.584***	191	248	14	3:33.205	1:57.326	100	39.688	206	56.191	190	151
3	2:12.304	36.919	102	39.730	205	55.655	190	248	15	2:13.153	37.269	101	39.315	207	56.569	***191***	249
4	2:13.082	***36.822***	***103***	40.574	201	55.686	189	248	16	2:13.978	37.833	95	39.770	206	56.375	191	***251***
5	***2:12.150***	36.924	102	39.395	205	55.831	190	248	17	2:13.462	37.419	101	39.419	207	56.624	190	249
6	2:12.196	37.031	102	39.306	205	55.859	190	248	18	2:13.389	37.641	98	39.529	206	56.219	190	249
7	2:12.380	36.937	101	39.460	202	55.983	190	249	19	2:13.499	37.539	98	39.502	207	56.458	191	249
8	2:12.625	37.108	99	39.297	206	56.220	191	248	20	2:14.062	37.529	98	39.488	207	57.045	190	249
9	2:12.710	37.127	100	39.500	206	56.083	190	249	21	2:13.871	37.647	99	39.585	206	56.639	190	249
10	2:12.343	36.904	101	39.428	207	56.011	189	249	22	2:14.110	37.693	98	39.627	206	56.790	190	249
11	2:12.637	37.100	101	39.526	205	56.011	190	248									
12	2:12.259	37.103	101	***39.162***	***207***	55.994	190	249									

25 Gerhard Tweraser, AUT/ Sandro Bickel, AUT

theoretical besttime: 2:13.733

1	2:18.176	40.410	97	40.588	206	57.178	190	232	13	2:15.742	37.699	102	39.771	207	58.272	190	243
2	2:16.448	38.376	99	41.060	207	57.012	190	243	14	2:14.938	37.708	100	39.958	208	57.272	192	243
3	***2:13.986***	37.613	99	39.580	208	56.793	189	242	15	2:16.305	37.821	103	39.812	207	58.672	192	242
4	2:15.421	38.095	99	39.729	207	57.597	189	242	16	2:14.861	37.852	***105***	39.960	209	57.049	191	***245***
5	2:15.573	37.820	101	39.984	207	57.769	190	240	17	2:14.647	37.635	102	40.052	208	56.960	192	243
6	2:15.096	37.666	103	39.982	208	57.448	191	241	18	2:15.315	37.736	102	40.007	***210***	57.572	190	243
7	2:14.737	38.123	94	39.854	208	***56.760***	191	243	19	2:14.939	37.616	100	39.956	208	57.367	191	243
8	2:14.748	37.922	102	***39.530***	208	57.296	190	243	20	2:15.815	38.187	101	39.963	208	57.665	191	243
9	3:25.969	38.398	101	40.132	208	2:07.439		242	21	2:16.139	37.888	100	40.019	208	58.232	192	242
10	2:32.422	54.851	100	39.833	206	57.738	189	138	22	2:15.362	37.867	99	39.878	209	57.617	159	244
11	2:14.628	***37.443***	103	40.124	206	57.061	192	243									
12	2:14.727	37.453	103	39.949	207	57.325	***193***	243									

26 Sascha Halek, AUT/ Ronald Hölling, AUT

theoretical besttime: 2:14.372

1	2:22.332	41.233	99	42.042	202	59.057	190	235	13	2:40.498	58.368	90	42.163	200	59.967	188	127
2	2:16.545	38.090	100	41.158	204	57.297	187	243	14	2:22.575	39.403	96	42.187	205	1:00.985	187	241
3	2:17.084	37.969	96	40.361	203	58.754	186	244	15	2:20.713	39.268	96	41.580	204	59.865	188	241
4	2:14.824	***37.634***	***102***	40.193	206	56.997	191	243	16	2:20.505	39.176	96	41.504	205	59.825	190	241
5	2:15.885	37.747	98	40.247	***207***	57.891	191	***246***	17	2:21.033	39.092	96	41.891	204	1:00.050	190	242
6	2:15.830	38.007	101	40.304	207	57.519	190	244	18	2:22.570	39.389	99	41.522	205	1:01.659	188	242
7	2:15.046	37.876	100	***39.956***	206	57.214	***192***	245	19	2:24.886	42.612	98	42.129	204	1:00.145	187	242
8	2:16.129	38.943	97	39.961	206	57.225	190	***246***	20	2:20.903	39.528	95	41.420	205	59.955	189	239
9	***2:14.515***	37.729	100	40.004	206	***56.782***	190	244	21	2:19.660	39.034	94	41.028	203	59.598	189	241
10	2:15.486	37.880	100	39.991	206	57.615	191	244	22	2:23.382	39.211	98	42.564	204	1:01.607	188	243
11	2:15.911	38.172	96	40.123	204	57.616	191	244									
12	3:27.223	38.715	87	40.355	205	2:08.153		244									

27 Nicolo Piancastelli, ITA ,

theoretical besttime: 2:14.074

1	2:24.617	43.596	96	41.963	205	59.058	190	213	4	2:15.848	***37.709***	***100***	40.765	***207***	57.374	190	***248***
2	2:19.048	38.735	95	41.916	204	58.397	190	245	5	***2:15.431***	38.281	97	39.932	206	57.218	***191***	247
3	2:15.929	38.833	94	40.338	205	***56.758***	190	246									

28 Tim Richards, GBR ,

theoretical besttime: 2:22.181

1	2:28.016	43.675	97	42.640	199	1:01.701	189	215	12	2:27.916	40.780	91	43.060	203	1:04.076	190	235
2	2:24.742	39.966	95	42.717	199	1:02.059	185	244	13	2:27.092	40.533	95	42.768	197	1:03.791	189	242
3	2:24.833	40.251	98	42.779	202	1:01.803	188	240	14	2:26.146	40.713	98	41.902	199	1:03.531	189	244
4	2:27.782	40.507	98	45.184	176	1:02.091	185	241	15	2:25.273	40.449	96	42.209	198	1:02.615	***190***	***245***
5	2:24.594	40.237	99	41.929	199	1:02.428	188	239	16	2:22.751	39.926	99	41.749	199	***1:01.076***	190	242
6	2:25.304	40.582	98	42.865	201	1:01.857	189	238	17	2:25.240	39.782	98	42.123	200	1:03.335	187	242
7	2:23.547	39.990	93	***41.398***	200	1:02.159	187	241	18	2:26.590	42.345	***101***	42.008	***203***	1:02.237	177	241
8	2:25.880	40.539	97	42.036	201	1:03.305	188	239	19	2:24.383	40.255	95	41.818	201	1:02.310	189	237

BLANCPAIN MANUFACTURE DE HAUTE HORLOGERIE · PIRELLI · HEXIS ENERGY DRINK · elf A brand of TOTAL · SRO MOTORSPORTS GROUP · CIRCUIT PAUL RICARD · BLANCPAIN GT SERIES

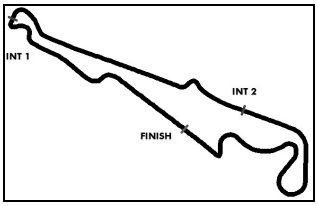

Lamborghini Blancpain Super Trofeo

Lap analysis Race 1

Provisional

Circuit Paul Ricard, Length: 5842 m
Air temperature: 26.8°C
Track temperature: 31.4°C
Weather condition: Dry

PAUL RICARD 2014

Saturday 28.6.2014 10:15

Lap	Time	SE1	SP1	SE2	SP2	SE3	SP3	TSP	Lap	Time	SE1	SP1	SE2	SP2	SE3	SP3	TSP
9	2:34.624	40.303	97	42.403	201	1:11.918		242	20	***2:22.385***	***39.707***	97	41.442	203	1:01.236	187	244
10	3:51.099	2:03.304	91	43.284	198	1:04.511	187	110	21	3:23.179	50.417	76	58.942	162	1:33.820		179
11	2:27.855	41.882	88	42.831	200	1:03.142	188	238									

31 Simone Pellegrinelli, ITA ,

theoretical besttime: 2:14.356

1	2:22.804	41.725	93	42.471	205	58.608	192	238	13	3:36.849	1:57.631	90	40.405	203	58.813	190	124
2	2:15.467	37.880	95	40.145	208	57.442	191	242	14	2:17.835	38.542	89	39.939	207	59.354	191	243
3	2:16.640	37.908	95	40.275	***209***	58.457	191	243	15	2:16.579	38.599	93	39.769	207	58.211	191	243
4	2:15.265	38.062	98	39.946	208	57.257	191	243	16	2:16.087	37.842	93	39.962	206	58.283	192	242
5	2:16.232	38.360	96	39.894	208	57.978	190	244	17	2:16.180	38.250	91	40.190	205	57.740	***192***	243
6	2:15.033	37.554	97	***39.676***	208	57.803	190	243	18	2:17.433	38.140	93	40.078	207	59.215	192	244
7	***2:14.884***	37.716	97	39.938	207	57.230	192	243	19	2:15.872	38.100	95	39.798	206	57.974	190	245
8	2:15.396	38.057	97	40.175	207	***57.164***	192	244	20	2:17.236	38.624	93	40.092	206	58.520	192	243
9	2:16.110	37.865	***99***	40.543	207	57.702	192	244	21	2:16.393	37.934	93	40.046	207	58.413	190	244
10	2:16.710	***37.516***	98	41.576	203	57.618	191	***245***	22	2:16.959	38.115	97	39.953	207	58.891	163	244
11	2:16.018	37.764	96	40.142	205	58.112	191	243									
12	2:27.369	38.638	92	40.432	206	1:08.299		243									

32 Giovanni Venturini, ITA ,

theoretical besttime: 2:13.438

1	***2:15.291***	38.859	100	***40.148***	***206***	***56.284***	***192***	233

33 Aristotelis Varvaroussis, GRC/ Mirko Bortolotti, ITA

theoretical besttime: 2:11.559

1	2:14.074	38.315	102	39.433	207	56.326	***193***	236	13	3:22.893	36.982	103	39.333	207	2:06.578		245
2	2:12.337	36.897	104	39.058	207	56.382	192	248	14	2:32.379	54.332	94	40.825	205	57.222	190	145
3	***2:11.595***	36.826	103	39.058	207	***55.711***	192	247	15	2:15.476	37.686	102	40.135	206	57.655	192	244
4	2:12.496	36.833	105	39.594	206	56.069	191	245	16	2:15.677	37.660	99	40.699	***208***	57.318	189	245
5	2:11.938	36.842	104	***39.055***	207	56.041	192	248	17	2:14.984	37.698	101	40.266	208	57.020	192	247
6	2:12.614	36.958	103	39.181	208	56.475	192	249	18	2:14.368	37.556	102	40.003	***208***	56.809	193	248
7	2:12.350	***36.793***	103	39.090	207	56.467	192	249	19	2:15.104	37.804	99	40.147	208	57.153	190	245
8	2:12.421	37.026	102	39.475	203	55.920	192	***251***	20	2:15.501	38.040	101	40.046	207	57.415	191	245
9	2:12.095	36.941	104	39.225	207	55.929	192	248	21	2:16.334	37.821	101	40.153	207	58.360	189	245
10	2:12.018	36.857	103	39.142	208	56.019	191	246	22	2:17.064	37.876	97	40.442	208	58.746	187	248
11	2:12.706	37.042	***105***	39.186	208	56.478	192	249									
12	2:13.121	37.054	103	39.229	208	56.838	192	247									

34 Sebastian Merchan, ECU ,

theoretical besttime: 2:12.037

1	2:17.973	40.656	94	40.211	207	57.106	192	223	13	3:21.890	37.569	102	39.664	209	2:04.657		245
2	2:13.977	37.316	102	40.545	208	56.116	193	246	14	2:30.040	54.237	99	39.601	208	56.202	192	141
3	2:13.315	37.206	99	39.328	209	56.781	191	247	15	2:13.336	37.490	99	39.433	210	56.413	193	246
4	***2:12.037***	***36.764***	102	***39.233***	208	***56.040***	192	245	16	2:12.658	37.194	102	39.283	210	56.181	192	246
5	2:12.974	36.967	101	39.242	209	56.765	192	246	17	2:12.569	36.890	101	39.330	209	56.349	194	246
6	2:13.323	37.345	99	39.602	208	56.376	192	245	18	2:13.277	37.298	98	39.707	209	56.272	193	247
7	2:13.353	37.216	98	39.778	209	56.359	192	246	19	2:13.395	37.359	101	39.662	209	56.374	192	247
8	2:13.114	37.391	100	39.501	209	56.222	193	247	20	2:13.340	37.457	***104***	39.317	210	56.566	***194***	246
9	2:13.913	37.541	101	39.387	208	56.985	192	247	21	2:16.010	37.754	102	39.961	***210***	58.295	192	247
10	2:14.673	37.660	85	40.005	207	57.008	192	248	22	2:15.787	38.052	103	40.280	210	57.455	192	***248***
11	2:13.259	37.297	101	39.490	208	56.472	193	245									
12	2:13.240	37.164	99	39.686	208	56.390	192	246									

47 Alberto Viberti, ITA ,

theoretical besttime: 2:12.661

1	2:19.119	40.921	98	41.564	206	56.634	192	239	6	***2:13.025***	37.410	102	***39.422***	208	56.193	189	248
2	2:14.502	***37.127***	101	41.263	207	***56.112***	192	***248***	7	2:13.674	37.374	100	39.794	204	56.506	191	248
3	2:13.966	37.754	***102***	39.816	208	56.396	191	248	8	2:14.233	37.544	101	39.757	208	56.932	***193***	248
4	2:15.359	38.160	101	39.800	208	57.399	189	***248***	9	2:25.989	37.678	101	39.864	208	1:08.447		***248***
5	2:14.528	37.971	101	39.855	***210***	56.702	190	247									

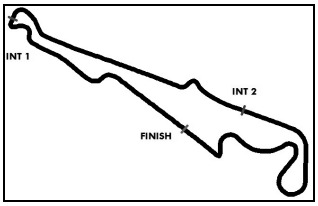

Lamborghini Blancpain Super Trofeo

Lap analysis Race 1

Provisional

Circuit Paul Ricard, Length: 5842 m
Air temperature: 26.8°C
Track temperature: 31.4°C
Weather condition: Dry

PAUL RICARD 2014

Saturday 28.6.2014 10:15

55 Patrick Louis, BEL/ Jarek Janis, CZE — theoretical besttime: 2:13.399

Lap	Time	SE1	SP1	SE2	SP2	SE3	SP3	TSP	Lap	Time	SE1	SP1	SE2	SP2	SE3	SP3	TSP
1	2:20.491	41.743	93	40.836	206	57.912	190	242	13	2:14.048	37.284	101	40.101	207	56.663	191	250
2	2:16.986	38.237	98	41.118	205	57.631	190	249	14	2:13.953	37.267	99	39.943	208	56.743	191	249
3	2:57.623				204	1:38.903	172	250	15	2:13.995	37.451	101	39.922	208	56.622	192	250
4	2:24.595	39.358	100	40.153	205	1:05.084	191	239	16	2:15.256	37.285	100	39.856	208	58.115	191	251
5	2:18.372	39.047	94	40.532	206	58.793	190	249	17	2:13.711	37.354	98	39.801	208	***56.556***	***193***	247
6	2:16.639	38.505	94	40.025	207	58.109	191	249	18	2:13.637	***37.134***	101	39.739	207	56.764	191	250
7	2:17.564	38.759	95	40.446	207	58.359	192	250	19	2:13.906	37.354	97	39.840	208	56.712	192	250
8	2:18.358	39.008	100	40.563	207	58.787	191	251	20	2:15.096	37.305	101	***39.709***	208	58.082	192	248
9	2:26.279	39.580	95	40.049	207	1:06.650		250	21	***2:13.511***	37.196	99	39.736	***209***	56.579	192	***252***
10	3:44.929	2:06.730	100	40.961	205	57.238	191	143	22	2:14.547	37.526	101	40.072	207	56.949	192	251
11	2:15.265	37.548	102	40.525	206	57.192	191	248									
12	2:15.708	37.559	***102***	40.509	207	57.640	191	249									

63 Cedric Leimer, CHE/ Jonathan Cochet, FRA — theoretical besttime: 2:11.556

Lap	Time	SE1	SP1	SE2	SP2	SE3	SP3	TSP	Lap	Time	SE1	SP1	SE2	SP2	SE3	SP3	TSP
1	2:16.779	39.571	100	40.402	208	56.806	***194***	231	13	2:13.790	37.441	101	40.033	208	56.316	193	249
2	2:12.927	37.492	102	***38.456***	201	56.979	193	249	14	2:13.644	37.601	101	39.472	210	56.571	194	***252***
3	2:13.185	37.103	102	39.512	208	56.570	192	248	15	2:13.882	37.709	100	39.669	209	56.504	194	251
4	***2:12.653***	36.954	102	39.222	209	56.477	192	248	16	2:13.257	37.334	102	39.437	209	56.486	193	252
5	2:12.661	***36.791***	***103***	39.258	209	56.612	193	249	17	2:13.850	37.658	101	39.401	210	56.791	192	251
6	2:13.343	36.904	102	39.574	208	56.865	192	251	18	2:13.910	37.630	100	39.462	***211***	56.818	192	250
7	2:13.694	37.190	101	39.243	209	57.261	191	251	19	2:14.039	37.551	101	39.818	210	56.670	192	250
8	2:13.422	37.376	102	39.216	209	56.830	193	250	20	2:14.826	37.944	98	39.904	210	56.978	194	251
9	2:22.659	37.497	100	39.528	210	1:05.634		249	21	2:14.050	37.630	101	39.683	209	56.737	193	251
10	3:30.793	1:53.614	99	40.122	208	57.057	192	149	22	2:14.495	37.848	100	39.626	210	57.021	194	251
11	2:15.494	38.546	101	40.312	207	56.636	192	248									
12	2:13.943	37.844	99	39.790	208	***56.309***	190	252									

70 Shota Abkhazava, RUS , — theoretical besttime: 2:14.640

Lap	Time	SE1	SP1	SE2	SP2	SE3	SP3	TSP	Lap	Time	SE1	SP1	SE2	SP2	SE3	SP3	TSP
1	2:22.126	41.833	92	41.709	204	58.584	191	235	12	2:22.546	39.741	98	42.764	192	1:00.041	175	225
2	2:15.700	38.028	99	40.469	205	***57.203***	190	245	13	2:32.177	40.423	97	42.168	189	1:09.586		226
3	2:16.446	37.937	101	40.534	205	57.975	190	245	14	4:01.589	2:23.823	***104***	40.050	207	57.716	189	140
4	2:15.798	38.092	101	40.287	208	57.419	189	***247***	15	2:16.667	38.367	100	40.211	207	58.089	190	245
5	2:15.787	37.841	100	40.235	207	57.711	190	245	16	2:16.144	38.454	101	40.086	208	57.604	***191***	247
6	2:15.334	38.290	97	***39.681***	208	57.363	190	245	17	2:18.431	38.434	97	42.169	206	57.828	191	246
7	2:15.558	38.054	99	40.285	203	57.219	190	***247***	18	2:18.094	38.555	99	40.117	***209***	59.422	189	***247***
8	***2:14.989***	***37.756***	97	39.858	208	57.375	191	247	19	2:17.398	38.444	100	40.306	207	58.648	190	242
9	2:37.286	38.167	100	40.013	207	1:19.106	184	246	20	2:20.498	39.203	99	40.569	207	1:00.726	189	243
10	2:28.255	38.530	97	41.203	203	1:08.522		240	21	2:17.987	39.492	99	40.422	208	58.073	191	243
11	3:52.333	2:09.800	92	42.189	191	1:00.344	176	134									

77 Mikko Eskelinen, FIN/ Dimitri Enjalbert, FRA — theoretical besttime: 2:13.447

Lap	Time	SE1	SP1	SE2	SP2	SE3	SP3	TSP	Lap	Time	SE1	SP1	SE2	SP2	SE3	SP3	TSP
1	2:17.113	39.617	94	40.155	***208***	57.341	***191***	241	13	2:24.971	38.287	100	40.369	205	1:06.315		247
2	2:14.672	***37.360***	***103***	40.978	203	***56.334***	190	***249***	14	3:36.536	1:55.362	95	41.307	205	59.867	189	144
3	2:14.169	37.593	101	39.985	206	56.591	191	248	15	2:19.911	39.721	101	40.828	205	59.362	187	245
4	2:14.076	37.476	102	39.937	205	56.663	190	248	16	2:19.804	39.413	97	41.058	205	59.333	190	243
5	***2:13.983***	37.514	102	39.839	206	56.630	191	248	17	2:20.060	39.222	92	41.594	205	59.244	190	246
6	2:14.853	37.611	101	***39.753***	207	57.489	190	248	18	2:21.816	39.031	97	42.423	205	1:00.362	188	245
7	2:14.410	37.639	101	39.763	206	57.008	188	247	19	2:23.001	39.451	98	42.290	204	1:01.260	189	245
8	2:14.797	37.760	102	39.848	206	57.189	191	246	20	2:22.497	40.397	96	42.102	206	59.998	189	246
9	2:14.928	37.853	101	39.810	206	57.265	190	248	21	2:21.568	39.476	96	41.367	207	1:00.725	190	247
10	2:15.146	37.946	102	39.893	206	57.307	190	247	22	2:21.785	39.329	98	41.858	207	1:00.598	189	245
11	2:15.486	38.102	101	40.046	207	57.338	190	246									
12	2:16.990	38.904	101	40.471	206	57.615	191	248									

87 Davide Stancheris, ITA , — theoretical besttime: 2:14.645

Lap	Time	SE1	SP1	SE2	SP2	SE3	SP3	TSP	Lap	Time	SE1	SP1	SE2	SP2	SE3	SP3	TSP
1	2:20.751	41.643	99	41.341	207	57.767	192	243	13	2:15.648	38.040	103	39.768	210	57.840	192	251
2	2:15.931	37.852	105	40.090	208	57.989	193	252	14	2:16.882	38.527	105	40.287	209	58.068	193	251
3	2:16.694	38.129	98	40.202	208	58.363	192	***254***	15	2:16.048	38.116	104	39.775	210	58.157	191	252
4	2:15.475	37.889	104	40.063	209	57.523	190	251	16	2:15.920	37.863	105	40.251	210	57.806	192	253
5	2:15.780	38.235	97	39.958	209	57.587	192	251	17	2:16.862	38.523	105	40.093	210	58.246	***194***	253

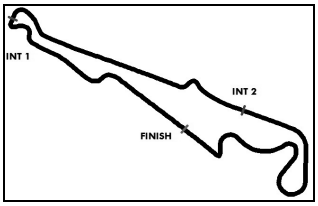

Lamborghini Blancpain Super Trofeo

Lap analysis Race 1

Provisional

Circuit Paul Ricard, Length: 5842 m
Air temperature: 26.8°C
Track temperature: 31.4°C
Weather condition: Dry

PAUL RICARD 2014

Saturday 28.6.2014 10:15

Lap	Time	SE1	SP1	SE2	SP2	SE3	SP3	TSP	Lap	Time	SE1	SP1	SE2	SP2	SE3	SP3	TSP
6	***2:15.028***	***37.668***	104	***39.697***	209	57.663	192	249	18	2:16.659	37.997	104	40.491	208	58.171	192	253
7	2:15.254	37.795	99	39.832	210	57.627	192	251	19	2:16.452	38.215	106	40.363	***211***	57.874	192	250
8	2:15.385	38.159	102	39.703	210	57.523	193	252	20	2:17.624	38.835	***106***	40.219	***211***	58.570	193	251
9	2:15.398	37.910	96	40.208	209	***57.280***	191	252	21	2:17.100	38.378	105	40.178	***211***	58.544	192	252
10	2:24.197	37.821	101	39.851	210	1:06.525		252	22	2:19.782	39.027	103	40.790	210	59.965	193	253
11	3:36.509	1:57.735	102	40.043	208	58.731	193	149									
12	2:15.741	37.900	105	39.988	208	57.853	192	***254***									

90 Alberto Di Folco, ITA ,

theoretical besttime: 2:11.983

1	2:17.132	39.966	101	40.398	206	56.768	193	238	13	2:14.384	37.689	98	39.531	208	57.164	193	251
2	2:14.286	37.483	103	40.734	207	***56.069***	193	252	14	2:13.611	37.457	101	39.519	209	56.635	193	***253***
3	***2:12.259***	37.131	102	39.040	207	56.088	193	252	15	2:13.897	37.676	100	39.484	209	56.737	192	252
4	2:12.460	***36.896***	101	39.377	209	56.187	192	252	16	2:14.369	37.527	98	39.516	209	57.326	193	251
5	2:13.519	37.052	102	***39.018***	209	57.449	192	252	17	2:15.949	38.079	101	39.916	207	57.954	193	251
6	2:12.659	37.016	***103***	39.264	208	56.379	192	251	18	2:14.202	38.147	98	39.416	***210***	56.639	***194***	252
7	2:13.451	37.219	100	39.264	208	56.968	192	252	19	2:14.341	37.662	97	39.620	209	57.059	193	***253***
8	2:13.506	37.215	102	39.365	208	56.926	193	252	20	2:15.699	37.973	99	40.066	208	57.660	190	251
9	2:13.912	37.443	99	39.424	208	57.045	194	***253***	21	2:15.663	37.908	95	39.917	209	57.838	194	250
10	2:24.199	38.263	84	40.347	208	1:05.589		252	22	2:16.359	38.017	99	39.793	210	58.549	190	252
11	3:37.627	2:01.344	98	39.643	207	56.640	193	142									
12	2:13.638	37.415	97	39.599	209	56.624	192	251									

99 Nicola Louis, BEL ,

theoretical besttime: 2:18.974

1	2:24.986	42.023	95	42.428	202	1:00.535	187	246	12	2:26.962	41.079	93	44.503	203	1:01.380	188	246
2	2:21.967	39.643	91	42.421	202	59.903	190	248	13	2:21.382	39.272	94	41.340	204	1:00.770	189	250
3	2:22.431	39.856	98	42.121	203	1:00.454	187	249	14	2:23.069	40.142	98	42.252	202	1:00.675	190	249
4	2:24.130	39.582	92	42.769	197	1:01.779	186	249	15	2:22.350	40.991	101	41.163	***205***	1:00.196	191	249
5	2:22.966	39.821	86	41.705	200	1:01.440	190	248	16	2:23.763	41.879	81	42.505	204	***59.379***	192	251
6	2:22.670	39.324	92	42.213	199	1:01.133	191	249	17	2:21.483	***38.754***	92	42.644	203	1:00.085	***192***	***251***
7	2:25.819	40.647	86	43.108	202	1:02.064	191	249	18	2:21.060	39.405	***102***	41.701	203	59.954	191	251
8	2:24.550	42.205	96	41.122	205	1:01.223	191	249	19	***2:20.768***	39.852	100	***40.841***	205	1:00.075	191	249
9	2:33.690	39.300	91	51.475	204	1:02.915	188	251	20	2:22.101	40.650	93	41.543	203	59.908	190	***251***
10	2:36.992	40.303	97	42.895	202	1:13.794		245	21	2:22.357	40.472	89	41.990	201	59.895	190	249
11	3:40.377	1:55.375	88	43.452	201	1:01.550	189	149									

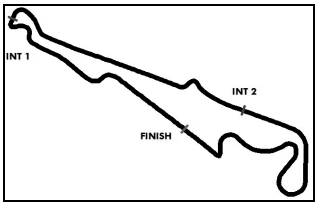

Lamborghini Blancpain Super Trofeo

Vmax list Race 1

Provisional

Circuit Paul Ricard, Length: 5842 m
Air temperature: 26.8°C
Track temperature: 31.4°C
Weather condition: Dry

PAUL RICARD 2014

Saturday 28.6.2014 10:15

Nr	Team, Car, Driver, Nat	Top speed
11	**Autocarrozzeria Imperiale S.R.L, Lamborghini Gallardo LP !**	
	Tanca Roberto , ITA	253,52 km/h
	Amici Andrea , ITA	
87	**Mirai Project Emmebi Motorsport, Lamborghini Gallardo LP**	
	Stancheris Davide , ITA	253,52 km/h
90	**Autocarrozzeria Imperiale S.R.L, Lamborghini Gallardo LP !**	
	Di Folco Alberto , ITA	252,93 km/h
63	**Autovitesse Garage R. Affolter, Lamborghini Gallardo LP 5(**	
	Leimer Cedric , CHE	252,34 km/h
	Cochet Jonathan , FRA	
55	**Charouz Racing System, Lamborghini Gallardo LP 560**	
	Louis Patrick , BEL	252,34 km/h
	Janis Jarek , CZE	
33	**Bonaldi Motorsport, Lamborghini Gallardo LP 560**	
	Varvaroussis Aristotelis , GRC	251,16 km/h
	Bortolotti Mirko , ITA	
99	**Charouz Racing System, Lamborghini Gallardo LP 560**	
	Louis Nicola , BEL	251,16 km/h
22	**Automobili Lamborghini RT Ger, Lamborghini Gallardo LP !**	
	Mul Jeroen , NLD	250,58 km/h
7	**Automobili Lamborghini RT Lux, Lamborghini Gallardo LP**	
	Polishchuk Taras , UKR	250,58 km/h
3	**Bonaldi Motorsport, Lamborghini Gallardo LP 560**	
	Piscopo Edoardo , ITA	250,00 km/h
	Pavlovic Milos , SRB	
77	**Automobili Lamborghini RT Lux, Lamborghini Gallardo LP**	
	Eskelinen Mikko , FIN	249,42 km/h
	Enjalbert Dimitri , FRA	
34	**Bonaldi Motorsport, Lamborghini Gallardo LP 560**	
	Merchan Sebastian , ECU	248,28 km/h
16	**Composit Motorsport, Lamborghini Gallardo LP 560**	
	Zucchi Matteo , ITA	248,28 km/h
	Comini Stefano , CHE	
47	**Autocarrozzeria Imperiale S.R.L, Lamborghini Gallardo LP !**	
	Viberti Alberto , ITA	248,28 km/h
19	**Autovitesse Garage R. Affolter, Lamborghini Gallardo LP 5(**	
	Jenny Laurent , CHE	247,71 km/h
	Leimer Cyril , CHE	
27	**Autocarrozzeria Imperiale S.R.L, Lamborghini Gallardo LP !**	
	Piancastelli Nicolo , ITA	247,71 km/h
70	**Automobili Lamborghini RT Lux, Lamborghini Gallardo LP**	
	Abkhazava Shota , RUS	247,14 km/h

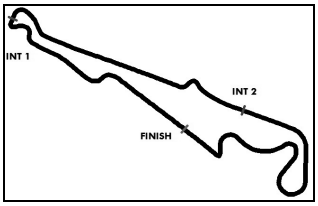

Lamborghini Blancpain Super Trofeo

Vmax list Race 1

Provisional

Circuit Paul Ricard, Length: 5842 m
Air temperature: 26.8°C
Track temperature: 31.4°C
Weather condition: Dry

PAUL RICARD 2014

Saturday 28.6.2014 10:15

Nr	Team, Car, Driver, Nat	Top speed
6	**Composit Motorsport, Lamborghini Gallardo LP 560**	
	Cerqui Alberto , ITA	246,58 km/h
	Ceccato Andrea , ITA	
26	**GRT Grasser Racing Team, Lamborghini Gallardo LP 560**	
	Halek Sascha , AUT	246,01 km/h
	Hölling Ronald , AUT	
31	**DTMotorsport, Lamborghini Gallardo LP 560**	
	Pellegrinelli Simone , ITA	245,45 km/h
28	**Automobili Lamborghini Racing Team (UK), Lamborghini G**	
	Richards Tim , GBR	245,45 km/h
25	**GRT Grasser Racing Team, Lamborghini Gallardo LP 560**	
	Tweraser Gerhard , AUT	244,90 km/h
	Bickel Sandro , AUT	
5	**Eurotech Engineering srl, Lamborghini Gallardo LP 560**	
	Delli Guanti Roberto , ITA	244,90 km/h
	Bocellari Gianfranco , ITA	
4	**Automobili Lamborghini Racing Team (UK), Lamborghini G**	
	Rattenbury Jake , GBR	243,24 km/h
21	**Automobili Lamborghini RT Ger, Lamborghini Gallardo LP**	
	Lima Carina , ANG	242,70 km/h
	Martins Alexander , PRT	
32	**Eurotech Engineering srl, Lamborghini Gallardo LP 560**	
	Venturini Giovanni , ITA	241,61 km/h
8	**Eurotech Engineering srl, Lamborghini Gallardo LP 560**	
	Flamino Manuel , ITA	238,94 km/h
	Sauto Vincenzo , ITA	

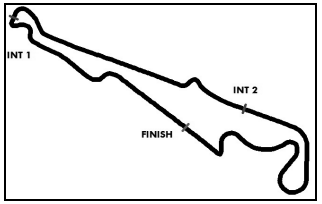

Lamborghini Blancpain Super Trofeo

Lap chart Race 1

Provisional

PAUL RICARD 2014

SUPER TROFEO

Circuit Paul Ricard, Length: 5842 m

Saturday 28.6.2014 10:15

POS	1	2	3	4	5	6	7	8	9	10	11	12	13	14	15	16	17	18	19	20	21	22	23	24	25	26	27	28	29
LAP 1	3	33	32	22	16	63	90	34	77	25	6	55	47	19	87	11	31	70	26	4	5	7	27	8	99	28	21		
LAP 2	3	33	22	63	16	90	34	77	25	47	55	19	87	11	31	70	26	4	5	7	27	8	99	28	21				
LAP 3	3	33	22	63	90	34	16	77	25	47	87	11	31	70	4	26	5	27	19	7	8	99	28	55	.21'				
LAP 4	3	33	22	63	90	34	16	77	25	47	87	11	31	70	4	26	27	5	19	7	8	99	28	55	.21'				
LAP 5	3	33	22	63	90	34	16	77	47	25	87	11	31	70	4	26	27	19	5	7	8	99	28	55	21'				
LAP 6	3	33	22	63	90	34	77	16	47	25	87	11	31	70	4	26	19	5	7	8	99	55	28	.21'					
LAP 7	3	33	22	63	90	34	77	16	47	25	87	11	31	70	4	26	5	19	7	8	99	55	28	21'					
LAP 8	3	33	22	63	90	34	77	16	47	25	87	11	31	70	26	4	19	5	8	7	55	99	28	21'					
LAP 9	3	33	22	90	34	.63	77	.47	87	31	26	4	.11	19	70	5	.7	.16	.25	.55	99	.28'	.8'	21'					
LAP 10	3	33	22	34	.90	77	31	26	4	.87	19	5	.70	63	16	25	11	.99'	8'	7'	55'	28'	21'						
LAP 11	3	33	22	34	77	31	26	.4	.19	5	63	90	16	25	11	87'	8'	7'	70'	55'	99'	28'	21'						
LAP 12	33	22	34	77	.31	.3	5	63	90	16	.26	25	11	87	19	4	8'	7'	70'	55'	99'	28'	21'						
LAP 13	.22	.77	.33	.34	3	63	90	16	25	11	87	31	4	26	19	.5	8	7	55	.70	99'	28'	21'						
LAP 14	3	33	22	34	63	90	16	77	25	11	87	31	4	26	8	.19	5	7	55	99'	28'	70'	21'						
LAP 15	3	33	22	34	63	90	16	11	25	77	87	31	4	26	8	5	7	55	19'	99'	28'	70'	21'						
LAP 16	3	22	33	34	63	90	16	11	25	77	87	31	4	26	8	55	7	.5	19'	99'	28'	70'	21'						
LAP 17	3	22	33	34	63	90	16	11	25	77	87	31	4	26	8	55	7	19'	5'	99'	28'	70'							
LAP 18	3	22	33	34	63	90	16	11	25	87	77	31	4	26	8	55	7	19'	5'	99'	70'	28'							
LAP 19	3	22	33	34	63	90	16	11	25	87	31	77	4	8	26	55	7'	19'	5'	99'	70'	28'							
LAP 20	3	22	33	34	63	90	16	11	25	87	31	4	77	8	26	55	7'	19'	99'	70'	28'								
LAP 21	3	22	33	34	63	90	16	11	25	87	31	4	77	8	55	26	7'	19'	99'	70'	.28'								
LAP 22	3	22	34	33	63	90	16	11	25	87	31	4	77	8	55	26	.7	.19											

. - PIT STOP ' - LAP BEHIND

ver: 1.0

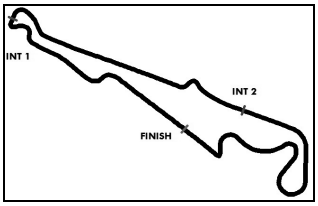

Lamborghini Blancpain Super Trofeo

Pit stops Race 1

Provisional

Circuit Paul Ricard, Length: 5842 m
Air temperature: 26.8°C
Track temperature: 31.4°C
Weather condition: Dry

PAUL RICARD 2014

Saturday 28.6.2014 10:15

Nr	Driver in	Day time in	Time in	Driver out	Day time out	Time out	Nett Time
21	Carina Lima	10:26:16	12:30.281	Carina Lima	10:28:46	15:00.392	2:30.111
27	Nicolo Piancastelli	10:27:38	13:52.606				
21	Carina Lima	10:33:33	19:47.359	Carina Lima	10:36:00	22:14.024	2:26.665
63	Cedric Leimer	10:33:51	20:05.303	Jonathan Cochet	10:35:17	21:31.160	1:25.857
16	Matteo Zucchi	10:34:05	20:18.870	Stefano Comini	10:35:34	21:48.325	1:29.455
47	Alberto Viberti	10:34:06	20:19.879				
25	Sandro Bickel	10:34:11	20:24.870	Gerhard Tweraser	10:35:38	21:52.321	1:27.451
11	Roberto Tanca	10:34:18	20:31.966	Andrea Amici	10:35:43	21:57.301	1:25.335
8	Vincenzo Sauto	10:34:45	20:58.927	Manuel Flamino	10:36:11	22:25.777	1:26.850
7	Taras Polishchuk	10:34:51	21:05.039	Taras Polishchuk	10:36:19	22:33.215	1:28.176
55	Patrick Louis	10:35:18	21:31.911	Jarek Janis	10:36:56	23:10.755	1:38.844
28	Tim Richards	10:35:44	21:58.521	Tim Richards	10:37:15	23:29.558	1:31.037
90	Alberto Di Folco	10:36:07	22:21.684	Alberto Di Folco	10:37:41	23:54.978	1:33.294
87	Davide Stancheris	10:36:32	22:46.346	Davide Stancheris	10:38:02	24:16.639	1:30.293
70	Shota Abkhazava	10:37:00	23:13.849	Shota Abkhazava	10:38:41	24:55.239	1:41.390
99	Nicola Louis	10:38:05	24:19.055	Nicola Louis	10:39:31	25:45.171	1:26.116
4	Jake Rattenbury	10:38:52	25:06.808	Jake Rattenbury	10:40:22	26:36.515	1:29.707
19	Laurent Jenny	10:39:04	25:18.602	Cyril Leimer	10:40:21	26:35.218	1:16.616
3	Milos Pavlovic	10:40:17	26:31.319	Edoardo Piscopo	10:41:42	27:56.635	1:25.316
21	Carina Lima	10:41:05	27:19.118	Alexander Martins	10:42:47	29:01.325	1:42.207
26	Sascha Halek	10:41:09	27:23.476	Ronald Hölling	10:42:37	28:50.906	1:27.430
31	Simone Pellegrinelli	10:41:10	27:24.534	Simone Pellegrinelli	10:42:37	28:51.225	1:26.691
33	Mirko Bortolotti	10:42:29	28:43.383	Aristotelis Varvaroussis	10:43:57	30:11.477	1:28.094
22	Jeroen Mul	10:42:34	28:47.964	Jeroen Mul	10:44:04	30:18.560	1:30.596
34	Sebastian Merchan	10:42:48	29:01.962	Sebastian Merchan	10:44:13	30:27.549	1:25.587
77	Dimitri Enjalbert	10:43:06	29:20.618	Mikko Eskelinen	10:44:33	30:47.287	1:26.669
5	Roberto Delli Guanti	10:44:00	30:14.093	Roberto Delli Guanti	10:45:31	31:44.995	1:30.902
70	Shota Abkhazava	10:45:46	32:00.637	Shota Abkhazava	10:47:42	33:56.736	1:56.099
19	Cyril Leimer	10:47:37	33:51.506	Cyril Leimer	10:48:20	34:34.677	43.171
5	Roberto Delli Guanti	10:52:37	38:51.439	Roberto Delli Guanti	10:53:03	39:17.178	25.739
28	Tim Richards	11:07:07	53:21.828				
3	Edoardo Piscopo	11:07:14	53:28.806				
33	Aristotelis Varvaroussis	11:07:16	53:30.154				
63	Jonathan Cochet	11:07:21	53:35.442				
34	Sebastian Merchan	11:07:27	53:41.611				
22	Jeroen Mul	11:07:29	53:43.101				
7	Taras Polishchuk	11:07:31	53:45.025				
11	Andrea Amici	11:07:33	53:47.632				
90	Alberto Di Folco	11:07:35	53:49.819				
19	Cyril Leimer	11:07:37	53:51.734				
16	Stefano Comini	11:07:39	53:53.561				
25	Gerhard Tweraser	11:08:02	54:16.541				
87	Davide Stancheris	11:08:06	54:20.631				
99	Nicola Louis	11:08:21	54:35.567				

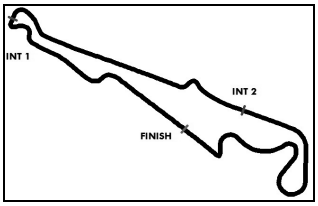

Lamborghini Blancpain Super Trofeo

Start Grid Race 2

Official

Amended
28.6.2014 - 12:34

PAUL RICARD 2014

Circuit Paul Ricard, Length: 5842 m
Air temperature: 26.4°C
Track temperature: 36.5°C
Weather condition: Dry

Saturday 28.6.2014 16:15

POLE POSITION

3	Bonaldi Motorsport Edoardo Piscopo/ Milos Pavlovic	1	1	22	Automobili Lamborghini RT Ger Jeroen Mul	2
34	Bonaldi Motorsport Sebastian Merchan	3	2	33	Bonaldi Motorsport Aristotelis Varvaroussis	4
63	Autovitesse Garage R. Affolter Cedric Leimer/ Jonathan Cochet	5	3	90	Autocarrozzeria Imperiale S.R.L Alberto Di Folco	6
16	Composit Motorsport Matteo Zucchi/ Stefano Comini	7	4	11	Autocarrozzeria Imperiale S.R.L Roberto Tanca/ Andrea Amici	8
25	GRT Grasser Racing Team Gerhard Tweraser/ Sandro Bickel	9	5	87	Mirai Project Emmebi Motorsport Davide Stancheris	10
31	DTMotorsport Simone Pellegrinelli	11	6	4	Automobili Lamborghini Racing T Jake Rattenbury	12
77	Automobili Lamborghini RT Lux Mikko Eskelinen/ Dimitri Enjalbert	13	7	8	Eurotech Engineering srl Manuel Flamino/ Vincenzo Sauto	14
55	Charouz Racing System Patrick Louis/ Jarek Janis	15	8	26	GRT Grasser Racing Team Sascha Halek/ Ronald Hölling	16
7	Automobili Lamborghini RT Lux Taras Polishchuk	17	9	19	Autovitesse Garage R. Affolter Laurent Jenny/ Cyril Leimer	18
99	Charouz Racing System Nicola Louis	19	10	70	Automobili Lamborghini RT Lux Shota Abkhazava	20
28	Automobili Lamborghini Racing T Tim Richards	21	11	5	Eurotech Engineering srl Roberto Delli Guanti/ Gianfranco Bocellari	22
21	Automobili Lamborghini RT Ger Carina Lima/ Alexandre Martins	23	12	47	Autocarrozzeria Imperiale S.R.L Alberto Viberti	24
27	Autocarrozzeria Imperiale S.R.L Nicolo Piancastelli	25	13	32	Eurotech Engineering srl Giovanni Venturini	26
6	Composit Motorsport Alberto Cerqui/ Andrea Ceccato	27	14	79	Kinetic Racing Team Mikhail Spiridonov	

Steward: Steward: Steward:

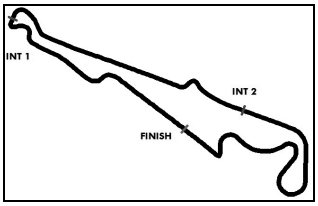

Lamborghini Blancpain Super Trofeo

Results Race 2

Official

Circuit Paul Ricard, Length: 5842 m
Air temperature: 22.9°C
Track temperature: 26.5°C
Weather condition: Dry

PAUL RICARD 2014

Saturday 28.6.2014 16:15

started : 26 classified : 24 not classified : 2

		Drivers	Team	Car	Laps	Total Time	Gap	Kph	Lap	Time	Kph
1	22	**J.Mul**	Automobili Lamborghini RT Ger	Lamborghini Gallardo LP 560	22	**50:28.788**		152,8	3	2:12.139	159,2
2	3	E.Piscopo/**M.Pavlovic**	Bonaldi Motorsport	Lamborghini Gallardo LP 560	22	**50:42.794**	14.006	152,1	6	2:12.189	159,1
3	34	**S.Merchan**	Bonaldi Motorsport	Lamborghini Gallardo LP 560	22	**50:48.680**	19.892	151,8	7	2:13.167	157,9
4	63	**C.Leimer**/J.Cochet	Autovitesse Garage R. Affolter	Lamborghini Gallardo LP 560	22	**50:53.870**	25.082	151,5	7	2:13.096	158,0
5	11	R.Tanca/**A.Amici**	Autocarrozzeria Imperiale S.R.L	Lamborghini Gallardo LP 560	22	**50:54.886**	26.098	151,5	2	2:11.689	159,7
6	32	**G.Venturini**	Eurotech Engineering srl	Lamborghini Gallardo LP 560	22	**51:08.083**	39.295	150,8	5	2:13.421	157,6
7	90	**A.Di Folco**	Autocarrozzeria Imperiale S.R.L	Lamborghini Gallardo LP 560	22	**51:23.598**	54.810	150,0	3	2:13.402	157,7
8	33	A.Varvaroussis/**M.Bortolotti**	Bonaldi Motorsport	Lamborghini Gallardo LP 560	22	**51:23.917**	55.129	150,0	6	2:12.132	159,2
9	77	M.Eskelinen/**D.Enjalbert**	Automobili Lamborghini RT Lux	Lamborghini Gallardo LP 560	22	**51:26.013**	57.225	149,9	4	2:11.018	160,5
10	47	**A.Viberti**	Autocarrozzeria Imperiale S.R.L	Lamborghini Gallardo LP 560	22	**51:38.132**	1:09.344	149,3	5	2:15.156	155,6
11	55	P.Louis/**J.Janis**	Charouz Racing System	Lamborghini Gallardo LP 560	22	**51:39.697**	1:10.909	149,3	7	2:12.825	158,3
12	4	**J.Rattenbury**	Automobili Lamborghini Racing Tea	Lamborghini Gallardo LP 560	22	**51:43.754**	1:14.966	149,1	8	2:15.000	155,8
13	19	**L.Jenny**/C.Leimer	Autovitesse Garage R. Affolter	Lamborghini Gallardo LP 560	22	**51:47.101**	1:18.313	148,9	13	2:14.634	156,2
14	70	**S.Abkhazava**	Automobili Lamborghini RT Lux	Lamborghini Gallardo LP 560	22	**51:50.176**	1:21.388	148,8	9	2:15.675	155,0
15	26	**S.Halek**/R.Hölling	GRT Grasser Racing Team	Lamborghini Gallardo LP 560	22	**51:53.665**	1:24.877	148,6	6	2:14.945	155,9
16	31	**S.Pellegrinelli**	DTMotorsport	Lamborghini Gallardo LP 560	22	**52:31.106**	2:02.318	146,8	4	2:13.170	157,9
17	79	**M.Spiridonov**	Kinetic Racing Team	Lamborghini Gallardo LP 560	22	**52:42.189**	2:13.401	146,3	8	2:18.210	152,2
18	7	**T.Polishchuk**	Automobili Lamborghini RT Lux	Lamborghini Gallardo LP 560	22	**52:43.669**	2:14.881	146,2	11	2:17.711	152,7
19	87	**D.Stancheris**	Mirai Project Emmebi Motorsport	Lamborghini Gallardo LP 560	21	**49:50.385**	1 LAP	147,7	3	2:13.321	157,7
20	5	R.Delli Guanti/**G.Bocellari**	Eurotech Engineering srl	Lamborghini Gallardo LP 560	21	**50:34.963**	1 LAP	145,5	9	2:16.980	153,5
21	25	**G.Tweraser**/S.Bickel	GRT Grasser Racing Team	Lamborghini Gallardo LP 560	21	**50:45.261**	1 LAP	145,0	6	2:13.235	157,9
22	99	**N.Louis**	Charouz Racing System	Lamborghini Gallardo LP 560	21	**51:50.938**	1 LAP	142,0	16	2:19.695	150,6
23	21	C.Lima/**A.Martins**	Automobili Lamborghini RT Ger	Lamborghini Gallardo LP 560	20	**50:44.463**	2LAPS	138,2	13	2:18.054	152,3
24	28	**T.Richards**	Automobili Lamborghini Racing Tea	Lamborghini Gallardo LP 560	19	**50:40.947**	3LAPS	131,4	18	2:21.723	148,4
not classified											
	16	M.Zucchi/**S.Comini**	Composit Motorsport	Lamborghini Gallardo LP 560	4	**8:59.294**	18LAPS	156,0	4	2:12.375	158,9
	8	M.Flamino/**V.Sauto**	Eurotech Engineering srl	Lamborghini Gallardo LP 560	4	**9:19.661**	18LAPS	150,3	3	2:16.639	153,9

Fastest lap of the race. Car 77 driver Enjalbert on lap 4. Time 2:11.018, average speed 160,5 km/h.

Steward: Steward: Steward:

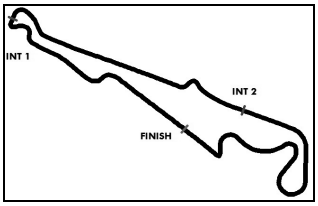

Lamborghini Blancpain Super Trofeo

Class results Race 2

Official

Circuit Paul Ricard, Length: 5842 m
Air temperature: 23.0°C
Track temperature: 26.5°C
Weather condition: Dry

Saturday 28.6.2014 16:15

started : 26 **classified : 24** **not classified : 2**

CLASS: PAM

Started: 8 **Classified: 7** **Not Classified: 1**

		Drivers	Team	Car	Laps	Time	Gap	Kph	Best	Lap
1	34	**Merchan**	Bonaldi Motorsport(ITA)	Lamborghini Gallardo LP 560	22	**50:48.680**		151,8	2:13.167	7
2	90	**Di Folco**	Autocarrozzeria Imperiale S.R.L(	Lamborghini Gallardo LP 560	22	**51:23.598**	34.918	150,0	2:13.402	3
3	33	Varvaroussis/**Bortolotti**	Bonaldi Motorsport(ITA)	Lamborghini Gallardo LP 560	22	**51:23.917**	35.237	150,0	2:12.132	6
4	77	Eskelinen/**Enjalbert**	Automobili Lamborghini RT Lux(L	Lamborghini Gallardo LP 560	22	**51:26.013**	37.333	149,9	2:11.018	4
5	55	Louis/**Janis**	Charouz Racing System(CZE)	Lamborghini Gallardo LP 560	22	**51:39.697**	51.017	149,3	2:12.825	7
6	19	**Jenny**/Leimer	Autovitesse Garage R. Affolter(C	Lamborghini Gallardo LP 560	22	**51:47.101**	58.421	148,9	2:14.634	13
7	25	**Tweraser**/Bickel	GRT Grasser Racing Team(AUT	Lamborghini Gallardo LP 560	21	**50:45.261**	1 LAP	145,0	2:13.235	6
not classified										
	16	Zucchi/**Comini**	Composit Motorsport(ITA)	Lamborghini Gallardo LP 560	4	**8:59.294**	18LAPS	156,0	2:12.375	4

Fastest lap of the class. Car 77 driver Dimitri Enjalbert on lap 4. Time 2:11.018, average speed 160,5 km/h.

CLASS: PRO

Started: 7 **Classified: 7** **Not Classified: 0**

1	22	**Mul**	Automobili Lamborghini RT Ger(I	Lamborghini Gallardo LP 560	22	**50:28.788**		152,8	2:12.139	3
2	3	Piscopo/**Pavlovic**	Bonaldi Motorsport(ITA)	Lamborghini Gallardo LP 560	22	**50:42.794**	14.006	152,1	2:12.189	6
3	63	**Leimer**/Cochet	Autovitesse Garage R. Affolter(C	Lamborghini Gallardo LP 560	22	**50:53.870**	25.082	151,5	2:13.096	7
4	11	Tanca/**Amici**	Autocarrozzeria Imperiale S.R.L(	Lamborghini Gallardo LP 560	22	**50:54.886**	26.098	151,5	2:11.689	2
5	32	**Venturini**	Eurotech Engineering srl(ITA)	Lamborghini Gallardo LP 560	22	**51:08.083**	39.295	150,8	2:13.421	5
6	47	**Viberti**	Autocarrozzeria Imperiale S.R.L(	Lamborghini Gallardo LP 560	22	**51:38.132**	1:09.344	149,3	2:15.156	5
7	87	**Stancheris**	Mirai Project Emmebi Motorsport	Lamborghini Gallardo LP 560	21	**49:50.385**	1 LAP	147,7	2:13.321	3

Fastest lap of the class. Car 11 driver Andrea Amici on lap 4. Time 2:11.689, average speed 159,7 km/h.

CLASS: AM

Started: 11 **Classified: 10** **Not Classified: 1**

1	4	**Rattenbury**	Automobili Lamborghini Racing T	Lamborghini Gallardo LP 560	22	**51:43.754**		149,1	2:15.000	8
2	70	**Abkhazava**	Automobili Lamborghini RT Lux(L	Lamborghini Gallardo LP 560	22	**51:50.176**	6.422	148,8	2:15.675	9
3	26	**Halek**/Hölling	GRT Grasser Racing Team(AUT	Lamborghini Gallardo LP 560	22	**51:53.665**	9.911	148,6	2:14.945	6
4	31	**Pellegrinelli**	DTMotorsport(ITA)	Lamborghini Gallardo LP 560	22	**52:31.106**	47.352	146,8	2:13.170	4
5	79	**Spiridonov**	Kinetic Racing Team(RUS)	Lamborghini Gallardo LP 560	22	**52:42.189**	58.435	146,3	2:18.210	8
6	7	**Polishchuk**	Automobili Lamborghini RT Lux(L	Lamborghini Gallardo LP 560	22	**52:43.669**	59.915	146,2	2:17.711	11
7	5	Delli Guanti/**Bocellari**	Eurotech Engineering srl(ITA)	Lamborghini Gallardo LP 560	21	**50:34.963**	1 LAP	145,5	2:16.980	9
8	99	**Louis**	Charouz Racing System(CZE)	Lamborghini Gallardo LP 560	21	**51:50.938**	1 LAP	142,0	2:19.695	16
9	21	Lima/**Martins**	Automobili Lamborghini RT Ger(I	Lamborghini Gallardo LP 560	20	**50:44.463**	2LAPS	138,2	2:18.054	13
10	28	**Richards**	Automobili Lamborghini Racing T	Lamborghini Gallardo LP 560	19	**50:40.947**	3LAPS	131,4	2:21.723	18
not classified										
	8	Flamino/**Sauto**	Eurotech Engineering srl(ITA)	Lamborghini Gallardo LP 560	4	**9:19.661**	18LAPS	150,3	2:16.639	3

Fastest lap of the class. Car 31 driver Simone Pellegrinelli on lap 4. Time 2:13.170, average speed 157,9 km/h.

Fastest lap of the race. Car 77 driver Enjalbert on lap 4. Time 2:11.018, average speed 160,5 km/h.

Steward: Steward: Steward:

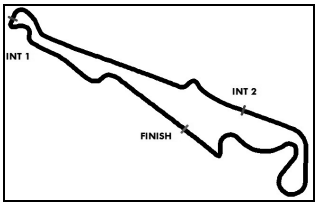

Lamborghini Blancpain Super Trofeo

Lap analysis Race 2

Provisional

Circuit Paul Ricard, Length: 5842 m
Air temperature: 25.8°C
Track temperature: 36.3°C
Weather condition: Dry

PAUL RICARD 2014

Saturday 28.6.2014 16:15

3 Edoardo Piscopo, ITA/ Milos Pavlovic, SRB — theoretical besttime: 2:11.906

Lap	Time	SE1	SP1	SE2	SP2	SE3	SP3	TSP	Lap	Time	SE1	SP1	SE2	SP2	SE3	SP3	TSP
1	2:16.205	40.331	98	39.882	205	55.992	191	242	13	2:35.006	55.932	98	41.312	204	57.762	192	147
2	2:12.544	36.993	101	39.501	206	56.050	191	247	14	2:15.285	37.993	99	40.115	206	57.177	191	249
3	2:13.116	36.962	99	39.433	207	56.721	191	247	15	2:15.302	37.656	102	40.047	207	57.599	191	249
4	2:12.372	37.037	101	39.359	207	55.976	192	249	16	2:15.864	37.915	102	39.935	208	58.014	193	249
5	2:12.761	37.342	92	39.464	207	55.955	191	249	17	2:16.021	38.398	***102***	39.982	***209***	57.641	192	249
6	***2:12.189***	***36.884***	100	39.488	207	***55.817***	190	247	18	2:14.737	37.734	101	39.833	207	57.170	191	249
7	2:13.885	36.973	100	***39.205***	207	57.707	191	249	19	2:15.043	37.651	100	40.048	206	57.344	***193***	248
8	2:14.014	37.068	101	40.900	207	56.046	191	248	20	2:16.281	38.802	89	40.198	207	57.281	190	***250***
9	2:12.652	37.009	101	39.306	206	56.337	191	248	21	2:15.292	38.023	101	39.949	207	57.320	191	248
10	2:12.826	37.111	98	39.406	206	56.309	190	248	22	2:17.104	37.864	100	40.293	208	58.947	187	249
11	2:15.100	37.037	100	39.692	206	58.371	191	248									
12	3:19.195	37.260	100	39.519	207	2:02.416		***250***									

4 Jake Rattenbury, GBR , — theoretical besttime: 2:14.676

Lap	Time	SE1	SP1	SE2	SP2	SE3	SP3	TSP	Lap	Time	SE1	SP1	SE2	SP2	SE3	SP3	TSP
1	2:25.910				203	58.073	188	237	13	2:17.323	38.219	100	40.240	204	58.864	189	241
2	2:15.481	38.071	99	40.161	203	57.249	189	239	14	2:16.069	38.014	100	40.450	204	57.605	189	240
3	2:15.081	***37.660***	100	39.933	204	57.488	186	239	15	2:16.641	38.277	100	40.233	205	58.131	188	240
4	2:16.096	37.695	101	40.111	203	58.290	189	238	16	2:17.281	38.334	99	40.480	203	58.467	190	238
5	2:15.085	37.785	100	40.203	204	***57.097***	189	241	17	2:16.785	38.315	100	40.346	204	58.124	190	241
6	2:15.073	37.870	102	40.029	204	57.174	190	239	18	2:18.532	39.305	95	41.059	***207***	58.168	190	241
7	2:15.679	38.279	99	40.035	204	57.365	189	241	19	2:18.533	38.133	101	40.798	205	59.602	188	241
8	***2:15.000***	37.779	99	***39.919***	205	57.302	189	239	20	2:19.087	39.676	98	40.941	204	58.470	188	242
9	2:16.025	37.987	101	40.078	205	57.960	***190***	241	21	2:18.979	38.623	102	41.480	203	58.876	189	239
10	2:25.133	38.995	102	40.339	204	1:05.799		***242***	22	2:19.019	38.887	95	41.469	204	58.663	190	238
11	3:34.671	1:56.558	***102***	40.537	203	57.576	189	140									
12	2:16.271	38.465	97	40.329	205	57.477	***190***	241									

5 Roberto Delli Guanti, ITA/ Gianfranco Bocellari, ITA — theoretical besttime: 2:16.494

Lap	Time	SE1	SP1	SE2	SP2	SE3	SP3	TSP	Lap	Time	SE1	SP1	SE2	SP2	SE3	SP3	TSP
1	2:35.490	52.685	92	42.367	203	1:00.438	187	228	12	2:37.195	55.673	95	41.422	204	1:00.100	189	145
2	2:18.854	39.043	98	41.421	203	58.390	187	242	13	2:19.199	38.369	100	41.791	205	59.039	188	243
3	2:18.241	38.713	99	41.404	203	***58.124***	188	245	14	2:29.626	38.261	97	41.173	206	1:10.192		
4	2:18.154	38.497	97	41.096	204	58.561	189	242	15	2:39.315	59.728	95	41.325	205	58.262	189	
5	2:18.528	38.694	101	40.876	206	58.958	190	246	16	2:17.687	38.224	***102***	41.140	***207***	58.323	189	***250***
6	2:18.141	38.521	99	41.272	205	58.348	190	246	17	2:17.312	37.956	98	***40.567***	205	58.789	***191***	
7	2:17.540	38.146	99	40.636	204	58.758	188		18	2:17.802	38.399	102	40.821	207	58.582	190	
8	2:17.110	38.237	99	40.683	204	58.190	189	243	19	2:17.718	38.712	99	40.738	207	58.268	189	247
9	***2:16.980***	***37.803***	100	40.642	207	58.535	188	248	20	2:19.235	38.669	95	41.166	205	59.400	189	
10	2:17.311	38.163	99	40.871	206	58.277	189		21	2:19.094	38.316	97	41.220	202	59.558	188	244
11	3:24.431	38.812	98	41.248	203	2:04.371		245									

7 Taras Polishchuk, UKR , — theoretical besttime: 2:16.842

Lap	Time	SE1	SP1	SE2	SP2	SE3	SP3	TSP	Lap	Time	SE1	SP1	SE2	SP2	SE3	SP3	TSP
1	2:30.653	48.318	92	41.559	***205***	1:00.776	180	248	13	2:18.219	38.162	96	40.899	203	59.158	187	249
2	2:19.288	40.112	86	40.743	203	***58.433***	186	244	14	2:18.837	38.329	92	40.877	***205***	59.631	190	249
3	2:18.191	38.615	86	40.806	203	58.770	187	247	15	2:19.536	38.443	93	41.254	203	59.839	189	249
4	2:19.081	38.363	97	40.629	203	1:00.089	188	248	16	2:19.356	38.462	***98***	***40.366***	204	1:00.528	189	249
5	2:19.239	38.555	97	40.697	202	59.987	188	248	17	2:19.102	38.188	95	40.986	203	59.928	189	247
6	2:18.792	38.309	94	41.250	201	59.233	188	248	18	2:28.897	46.703	94	41.105	***205***	1:01.089	188	***250***
7	2:18.153	***38.043***	96	40.759	200	59.351	189	248	19	2:19.159	39.318	93	40.419	***205***	59.422	187	249
8	2:17.861	38.243	95	40.531	203	59.087	189	248	20	2:19.966	38.921	94	41.659	***205***	59.386	188	249
9	2:26.914	38.102	96	40.521	203	1:08.291		249	21	2:19.893	38.768	91	41.445	204	59.680	187	249
10	3:36.156	1:54.667	94	41.255	203	1:00.234	190	142	22	2:20.584	38.749	91	41.703	200	1:00.132	188	248
11	***2:17.711***	38.098	96	40.896	203	58.717	189	249									
12	2:18.081	38.246	96	40.786	203	59.049	***190***	249									

8 Manuel Flamino, ITA/ Vincenzo Sauto, ITA — theoretical besttime: 2:16.154

Lap	Time	SE1	SP1	SE2	SP2	SE3	SP3	TSP	Lap	Time	SE1	SP1	SE2	SP2	SE3	SP3	TSP
1	2:27.991	46.819	86	41.982	197	59.190	186	235	4	2:17.815	39.356	***94***	40.319	***202***	58.140	***186***	233
2	2:17.216	38.619	92	40.597	201	***58.000***	185	***237***									
3	***2:16.639***	***38.077***	93	***40.077***	201	58.485	184	236									

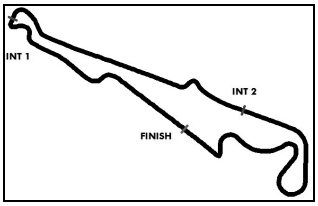

Lamborghini Blancpain Super Trofeo

Lap analysis Race 2

Provisional

Circuit Paul Ricard, Length: 5842 m
Air temperature: 25.8°C
Track temperature: 36.3°C
Weather condition: Dry

PAUL RICARD 2014

Saturday 28.6.2014 16:15

11 Roberto Tanca, ITA/ Andrea Amici, ITA — theoretical besttime: 2:11.419

Lap	Time	SE1	SP1	SE2	SP2	SE3	SP3	TSP	Lap	Time	SE1	SP1	SE2	SP2	SE3	SP3	TSP
1	2:18.662	43.080	99	39.528	210	56.054	193	251	13	2:20.955	37.226	103	39.300	208	1:04.429		251
2	***2:11.689***	37.108	***105***	***39.045***	210	***55.536***	193	***255***	14	3:34.937	1:55.635	96	40.907	208	58.395	192	149
3	2:12.620	36.840	103	39.507	207	56.273	193	251	15	2:15.684	37.740	100	40.018	210	57.926	192	253
4	2:12.560	36.850	104	39.419	209	56.291	192	252	16	2:16.282	37.820	99	40.230	209	58.232	192	251
5	2:13.360	36.888	104	39.348	210	57.124	192	254	17	2:16.865	38.165	97	40.122	210	58.578	192	252
6	2:12.734	37.371	102	39.215	***211***	56.148	192	253	18	2:16.405	37.874	95	40.171	208	58.360	193	252
7	2:12.122	***36.838***	104	39.203	210	56.081	192	251	19	2:18.493	38.427	99	40.727	209	59.339	191	250
8	2:14.423	37.421	100	40.583	210	56.419	192	254	20	2:17.914	38.369	97	40.625	209	58.920	190	254
9	2:12.790	37.097	104	39.312	209	56.381	***194***	253	21	2:17.620	38.409	96	41.051	208	58.160	194	252
10	2:12.600	37.062	101	39.237	209	56.301	193	***255***	22	2:19.357	38.645	97	40.953	209	59.759	191	252
11	2:13.602	37.367	102	39.352	210	56.883	192	254									
12	2:13.212	36.999	104	39.694	205	56.519	192	251									

16 Matteo Zucchi, ITA/ Stefano Comini, CHE — theoretical besttime: 2:12.375

Lap	Time	SE1	SP1	SE2	SP2	SE3	SP3	TSP	Lap	Time	SE1	SP1	SE2	SP2	SE3	SP3	TSP
1	2:19.244	43.415	99	39.551	***207***	56.278	188	244	4	***2:12.375***	***36.856***	***103***	***39.344***	205	***56.175***	187	244
2	2:14.671	37.691	98	40.149	196	56.831	***190***	***245***									
3	2:13.004	36.958	102	39.628	204	56.418	188	***245***									

19 Laurent Jenny, CHE/ Cyril Leimer, CHE — theoretical besttime: 2:14.572

Lap	Time	SE1	SP1	SE2	SP2	SE3	SP3	TSP	Lap	Time	SE1	SP1	SE2	SP2	SE3	SP3	TSP
1	2:31.005	49.131	97	41.648	202	1:00.226	185	244	13	***2:14.634***	***37.667***	99	***40.017***	206	56.950	191	245
2	2:19.849	40.127	93	41.065	203	58.657	191	237	14	2:15.822	37.759	100	40.436	207	57.627	191	246
3	2:17.825	38.425	93	40.817	204	58.583	188	245	15	2:16.327	38.156	95	40.855	207	57.316	191	244
4	2:17.485	38.541	98	40.388	204	58.556	191	244	16	2:15.400	37.714	100	40.314	207	57.372	***192***	246
5	2:16.822	38.147	102	40.245	202	58.430	190	245	17	2:16.266	37.908	99	40.322	***208***	58.036	192	245
6	2:16.923	37.960	102	40.385	202	58.578	191	245	18	2:16.746	38.225	101	40.457	207	58.064	190	***247***
7	2:17.742	38.599	***103***	40.889	203	58.254	190	243	19	2:15.242	37.982	97	40.054	207	57.206	191	246
8	2:16.715	38.032	101	40.352	205	58.331	191	242	20	2:16.395	37.745	97	40.837	205	57.813	190	246
9	2:16.838	38.575	99	40.383	206	57.880	192	246	21	2:18.003	38.391	98	41.149	***208***	58.463	191	***247***
10	2:27.175	38.426	100	40.387	204	1:08.362		***247***	22	2:16.148	37.874	100	40.781	207	57.493	192	245
11	3:32.447	1:54.659	98	40.484	205	57.304	191	142									
12	2:15.292	37.702	100	40.702	207	***56.888***	190	245									

21 Carina Lima, ANG/ Alexandre Martins, PRT — theoretical besttime: 2:17.255

Lap	Time	SE1	SP1	SE2	SP2	SE3	SP3	TSP	Lap	Time	SE1	SP1	SE2	SP2	SE3	SP3	TSP
1	2:46.154	56.007	85	45.037	***205***	1:05.110	189	231	12	2:20.141	39.322	99	41.393	203	59.426	190	243
2	2:31.421	41.979	96	44.629	205	1:04.813	191	243	13	***2:18.054***	38.569	99	40.641	205	58.844	189	242
3	2:29.672	41.628	95	43.612	201	1:04.432	189	244	14	2:19.199	39.394	98	41.402	204	58.403	189	243
4	2:39.417	49.246	63	44.383	204	1:05.788	190	243	15	2:18.334	38.928	100	41.205	203	***58.201***	190	245
5	2:30.240	40.953	92	45.137	195	1:04.150	191	244	16	2:18.873	39.325	97	***40.486***	204	59.062	188	244
6	2:31.329	39.874	100	46.958	199	1:04.497	189	245	17	2:18.996	***38.568***	97	40.686	205	59.742	182	243
7	2:33.720	40.338	100	46.246	201	1:07.136	***191***	243	18	2:21.220	40.832	95	41.030	205	59.358	187	215
8	2:30.672	43.668	98	44.546	199	1:02.458	191	245	19	2:19.163	38.994	95	41.388	203	58.781	188	242
9	2:26.164	40.725	***101***	42.959	***205***	1:02.480	185	***246***	20	2:20.738	38.946	91	43.002	205	58.790	189	243
10	2:47.148	41.456	98	51.654	201	1:14.038		239									
11	4:03.808	2:21.430	98	42.829	199	59.549	189	142									

22 Jeroen Mul, NLD , — theoretical besttime: 2:11.941

Lap	Time	SE1	SP1	SE2	SP2	SE3	SP3	TSP	Lap	Time	SE1	SP1	SE2	SP2	SE3	SP3	TSP
1	2:16.978	40.690	99	39.923	204	56.365	189	242	13	2:13.731	37.142	102	40.396	203	56.193	190	247
2	2:12.327	***36.720***	101	39.387	205	56.220	189	247	14	2:15.499	37.430	99	40.844	205	57.225	190	248
3	***2:12.139***	36.785	101	***39.381***	205	55.973	189	248	15	2:13.327	37.449	100	39.752	205	56.126	190	248
4	2:12.296	36.848	102	39.437	205	56.011	189	247	16	2:15.294	37.406	101	40.176	201	57.712	189	249
5	2:15.353	38.030	93	41.003	206	56.320	190	247	17	2:13.412	37.242	101	39.694	206	56.476	190	247
6	2:13.244	37.575	101	39.736	205	55.933	190	249	18	2:13.100	37.255	99	39.486	***207***	56.359	191	248
7	2:12.430	37.037	101	39.553	205	***55.840***	189	249	19	2:13.433	37.305	99	39.515	***207***	56.613	191	249
8	2:13.863	37.288	***103***	40.230	205	56.345	190	248	20	2:15.492	37.486	96	40.892	205	57.114	190	249
9	2:12.952	37.250	103	39.464	204	56.238	***191***	248	21	2:14.737	37.637	100	39.807	206	57.293	190	249
10	2:12.527	36.917	102	39.388	205	56.222	190	***249***	22	2:14.646	37.986	99	39.995	***207***	56.665	189	248
11	2:22.329	37.248	102	39.576	205	1:05.505		249									
12	3:29.679	1:53.687	101	39.496	205	56.496	190	149									

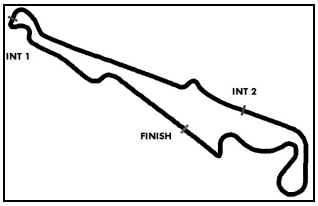

Lamborghini Blancpain Super Trofeo

Lap analysis Race 2

Provisional

Circuit Paul Ricard, Length: 5842 m
Air temperature: 25.8°C
Track temperature: 36.3°C
Weather condition: Dry

PAUL RICARD 2014

Saturday 28.6.2014 16:15

25 Gerhard Tweraser, AUT/ Sandro Bickel, AUT — theoretical besttime: 2:13.021

Lap	Time	SE1	SP1	SE2	SP2	SE3	SP3	TSP	Lap	Time	SE1	SP1	SE2	SP2	SE3	SP3	TSP
1	2:23.543	45.127	82	41.633	204	56.783	191	237	12	2:42.906	59.614	100	43.337	180	59.955	186	125
2	2:14.080	37.441	102	40.127	206	56.512	191	242	13	2:22.900	39.191	99	43.711	150	59.998	186	239
3	2:13.280	37.167	102	39.734	***207***	56.379	190	242	14	2:18.507	38.249	100	41.675	204	58.583	187	239
4	2:18.243	***37.113***	103	44.442	204	56.688	190	243	15	2:17.375	38.163	101	40.631	203	58.581	185	240
5	2:13.309	37.171	102	39.817	207	56.321	191	243	16	2:16.109	37.861	101	40.377	205	57.871	186	239
6	***2:13.235***	37.189	101	39.778	206	***56.268***	***192***	243	17	2:16.373	38.212	100	40.273	205	57.888	187	238
7	2:14.268	37.538	101	39.731	***207***	56.999	189	244	18	2:16.232	37.973	100	40.524	204	57.735	185	239
8	2:13.766	37.264	102	***39.640***	207	56.862	192	242	19	2:18.748	39.930	89	40.620	203	58.198	186	238
9	2:14.475	38.040	103	39.731	206	56.704	192	244	20	2:16.271	38.247	100	40.281	204	57.743	186	239
10	2:13.793	37.493	102	39.677	***207***	56.623	190	***245***	21	2:17.043	38.060	98	40.461	205	58.522	186	239
11	4:50.805	37.167	***103***	39.675	207	3:33.963		244									

26 Sascha Halek, AUT/ Ronald Hölling, AUT — theoretical besttime: 2:14.606

1	2:26.625	47.659	85	41.212	206	57.754	190	241	13	2:37.012	56.049	95	40.935	203	1:00.028	191	133
2	2:15.376	37.792	101	40.380	204	57.204	190	245	14	2:17.740	38.223	99	41.026	205	58.491	191	***246***
3	2:15.576	38.169	100	40.325	205	57.082	190	245	15	2:17.233	38.144	96	40.528	205	58.561	190	244
4	2:15.441	37.608	102	40.312	204	57.521	189	244	16	2:18.614	38.177	96	40.852	204	59.585	190	245
5	2:15.486	37.883	100	40.313	204	57.290	190	244	17	2:19.717	39.566	99	41.392	***207***	58.759	190	244
6	***2:14.945***	37.570	***102***	40.356	204	***57.019***	191	244	18	2:18.897	38.655	97	40.954	205	59.288	190	244
7	2:15.652	38.022	96	40.286	206	57.344	190	***246***	19	2:18.935	38.746	99	41.866	205	58.323	***192***	244
8	2:15.950	***37.515***	99	40.392	204	58.043	188	245	20	2:17.807	38.682	96	41.076	205	58.049	190	245
9	2:15.933	37.962	98	40.161	205	57.810	190	***246***	21	2:19.785	38.692	94	40.762	205	1:00.331	191	244
10	2:16.770	39.025	99	40.253	205	57.492	190	245	22	2:21.649	38.770	93	41.696	203	1:01.183	189	245
11	2:15.423	37.820	102	***40.072***	205	57.531	188	244									
12	3:23.099	37.646	99	40.416	204	2:05.037		243									

28 Tim Richards, GBR , — theoretical besttime: 2:21.454

1	2:42.067	54.808	94	43.300	200	1:03.959	188	216	11	3:57.649	2:09.061	87	43.127	199	1:05.461	187	117
2	2:27.298	40.615	97	42.674	199	1:04.009	189	241	12	2:24.012	39.977	92	41.988	199	1:02.047	186	241
3	2:25.482	40.013	99	42.683	201	1:02.786	185	241	13	2:35.727	41.783	90	51.421	198	1:02.523	189	242
4	2:24.049	40.015	101	42.291	200	1:01.743	***189***	241	14	2:24.121	39.787	96	42.276	199	1:02.058	187	***244***
5	2:25.622	40.222	***101***	42.898	199	1:02.502	188	243	15	2:22.268	***39.240***	99	41.515	202	1:01.513	188	242
6	2:24.912	40.085	97	43.342	197	1:01.485	187	242	16	2:27.978	41.401	96	41.979	202	1:04.598	187	242
7	3:40.366	39.596	98	44.822	197	2:15.948		242	17	2:27.428	41.703	94	42.330	***204***	1:03.395	187	241
8	3:32.598	1:41.023	64	46.930	197	1:04.645	184	127	18	***2:21.723***	39.509	97	***41.275***	***204***	***1:00.939***	186	241
9	2:30.088	41.755	90	42.419	197	1:05.914	185	202	19	2:29.237	40.207	94	46.576	198	1:02.454	188	241
10	2:38.322	41.770	100	43.133	200	1:13.419		240									

31 Simone Pellegrinelli, ITA , — theoretical besttime: 2:12.699

1	2:24.683	45.762	84	41.399	204	57.522	193	240	13	3:32.219	1:54.733	95	40.258	205	57.228	192	132
2	2:14.888	38.254	100	39.661	207	56.973	192	245	14	2:15.852	38.293	99	40.427	206	57.132	193	244
3	2:13.335	37.238	96	39.566	207	***56.531***	192	244	15	2:14.765	37.544	101	39.918	208	57.303	192	245
4	***2:13.170***	37.238	100	***39.036***	205	56.896	190	244	16	2:15.216	37.582	99	40.103	207	57.531	191	245
5	2:14.986	38.464	100	39.726	207	56.796	193	244	17	2:18.067	38.547	95	40.646	208	58.874	192	245
6	2:14.006	37.179	99	40.026	204	56.801	192	244	18	2:17.204	37.733	99	40.136	205	59.335	193	244
7	2:15.244	37.746	96	39.631	206	57.867	190	244	19	2:15.520	37.728	101	39.954	***208***	57.838	192	242
8	2:15.225	37.558	99	39.921	205	57.746	191	244	20	2:46.296	37.833	92	40.908	142	1:27.555		244
9	2:16.039	37.823	97	39.946	205	58.270	193	243	21	3:03.287	1:23.958	95	41.030	207	58.299	188	131
10	2:14.919	37.832	98	39.976	207	57.111	190	***246***	22	2:16.937	38.168	97	40.485	205	58.284	179	243
11	2:14.406	***37.132***	101	39.973	205	57.301	***193***	244									
12	2:24.842	37.715	***102***	40.996	205	1:06.131		244									

32 Giovanni Venturini, ITA , — theoretical besttime: 2:13.036

1	2:31.160	51.543	96	41.574	205	58.043	191	239	13	2:15.046	37.818	101	39.990	208	57.238	193	247
2	2:15.583	37.787	101	40.372	207	57.424	192	245	14	2:15.633	38.088	101	40.176	208	57.369	189	***249***
3	2:15.553	37.771	100	40.053	207	57.729	191	245	15	2:15.174	37.561	99	39.874	208	57.739	192	245
4	2:14.938	37.757	99	39.966	207	57.215	190	246	16	2:13.939	37.370	***102***	39.999	***208***	56.570	***193***	248
5	***2:13.421***	37.356	102	39.753	206	***56.312***	192	246	17	2:14.558	37.559	102	39.743	208	57.256	192	***249***
6	2:13.479	37.259	102	39.822	207	56.398	192	248	18	2:15.819	38.111	100	***39.634***	208	58.074	191	247
7	2:15.382	37.621	100	40.467	208	57.294	190	247	19	2:14.159	37.473	97	39.815	208	56.871	193	247

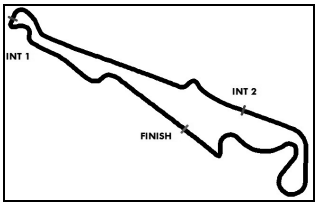

Lamborghini Blancpain Super Trofeo

Lap analysis Race 2

Provisional

Circuit Paul Ricard, Length: 5842 m
Air temperature: 25.8°C
Track temperature: 36.3°C
Weather condition: Dry

PAUL RICARD 2014

Saturday 28.6.2014 16:15

Lap	Time	SE1	SP1	SE2	SP2	SE3	SP3	TSP	Lap	Time	SE1	SP1	SE2	SP2	SE3	SP3	TSP
8	2:15.406	37.693	102	40.279	207	57.434	190	248	20	2:14.923	37.645	99	40.092	208	57.186	192	***249***
9	2:14.726	37.121	99	39.804	208	57.801	192	247	21	2:15.163	37.930	101	40.059	208	57.174	193	247
10	3:24.732	37.669	100	39.737	207	2:07.326		246	22	2:15.149	37.636	100	40.218	208	57.295	188	248
11	2:30.641	54.220	102	39.842	205	56.579	192	127									
12	2:13.499	***37.090***	102	39.816	207	56.593	193	248									

33 Aristotelis Varvaroussis, GRC/ Mirko Bortolotti, ITA

theoretical besttime: 2:11.934

1	2:17.380	41.167	102	39.645	207	56.568	191	242	13	3:19.194	37.059	103	39.486	206	2:02.649		246
2	2:12.318	36.953	***103***	39.361	206	56.004	191	244	14	2:31.271	53.642	99	40.197	206	57.432	189	148
3	2:12.480	37.040	100	***39.221***	206	56.219	191	246	15	2:15.897	38.105	101	40.514	203	57.278	191	245
4	2:12.633	37.174	101	39.605	206	***55.854***	191	247	16	2:14.655	37.446	102	40.198	205	57.011	191	244
5	2:13.843	36.921	100	40.482	207	56.440	189	245	17	2:14.400	37.406	100	40.161	207	56.833	191	244
6	***2:12.132***	36.922	102	39.328	205	55.882	191	244	18	2:14.318	37.408	102	39.957	207	56.953	191	244
7	2:12.560	***36.859***	102	39.232	206	56.469	***193***	244	19	2:14.652	37.530	99	40.085	205	57.037	191	244
8	2:14.382	37.301	99	40.749	207	56.332	190	245	20	2:53.238	37.851	94	40.840	205	1:34.547		244
9	2:12.498	37.014	99	39.583	202	55.901	192	247	21	2:31.058	51.858	97	40.634	***208***	58.566	191	152
10	2:12.712	36.952	101	39.511	206	56.249	192	***248***	22	2:16.308	38.113	98	40.049	207	58.146	186	245
11	2:13.056	37.383	102	39.313	206	56.360	192	247									
12	2:12.932	37.101	102	39.613	205	56.218	192	244									

34 Sebastian Merchan, ECU ,

theoretical besttime: 2:13.018

1	2:18.398	42.013	98	39.951	206	56.434	190	222	13	2:13.975	37.321	98	39.880	207	56.774	192	249
2	2:15.041	38.217	100	40.327	203	***56.497***	191	248	14	2:14.237	37.563	101	39.875	208	56.799	192	***251***
3	2:14.071	37.206	99	39.798	203	57.067	191	248	15	2:14.321	37.320	98	39.983	208	57.018	192	249
4	2:14.890	37.332	***101***	40.078	206	57.480	191	248	16	2:14.208	37.687	100	39.742	208	56.779	193	250
5	2:13.572	37.264	100	39.754	207	56.554	***193***	247	17	2:14.415	37.576	98	39.712	209	57.127	191	250
6	2:14.088	37.279	96	39.820	207	56.989	193	249	18	2:13.939	37.288	98	39.682	208	56.969	192	249
7	***2:13.167***	***37.115***	98	***39.406***	207	56.646	192	249	19	2:14.444	37.491	97	39.706	209	57.247	193	250
8	2:14.458	37.310	98	39.681	208	57.467	191	248	20	2:16.913	38.558	99	40.388	***210***	57.967	193	***251***
9	2:13.653	37.203	100	39.703	207	56.747	192	248	21	2:15.389	37.846	99	40.021	208	57.522	192	249
10	2:14.775	37.488	99	40.146	205	57.141	191	248	22	2:16.118	38.207	97	40.217	208	57.694	193	249
11	3:23.754	37.347	94	39.557	207	2:06.850		249									
12	2:30.854	54.298	97	39.792	207	56.764	192	143									

47 Alberto Viberti, ITA ,

theoretical besttime: 2:14.523

1	2:30.317	49.911	99	41.715	206	58.691	189	248	13	2:15.745	37.665	101	40.225	208	57.855	196	249
2	2:15.378	***37.368***	100	40.009	207	58.001	191	***252***	14	2:16.744	37.924	101	40.292	209	58.528	192	250
3	2:16.218	37.948	100	40.112	207	58.158	189	251	15	2:16.777	37.950	100	40.302	209	58.525	***197***	250
4	2:15.604	37.447	102	40.017	207	58.140	190	249	16	2:16.379	38.535	98	40.171	***209***	57.673	191	250
5	***2:15.156***	37.733	101	40.039	207	57.384	191	248	17	2:15.506	37.676	102	40.098	208	57.732	197	249
6	2:15.161	37.566	102	40.261	208	57.334	192	249	18	2:16.426	38.387	96	40.225	207	57.814	191	250
7	2:15.993	38.389	102	40.345	207	***57.259***	191	249	19	2:15.839	37.900	95	40.085	208	57.854	192	248
8	2:16.036	37.664	***103***	40.456	205	57.916	192	247	20	2:17.892	38.948	97	40.197	208	58.747	193	251
9	2:23.333	37.725	99	40.096	207	1:05.512		247	21	2:18.891	39.050	99	40.782	207	59.059	190	249
10	3:34.521	1:56.806	98	***39.896***	207	57.819	192	151	22	2:18.426	38.234	99	41.308	200	58.884	194	249
11	2:16.098	38.060	99	40.344	208	57.694	192	249									
12	2:15.692	37.760	100	40.234	208	57.698	195	250									

55 Patrick Louis, BEL/ Jarek Janis, CZE

theoretical besttime: 2:11.672

1	2:26.096	47.340	87	41.345	205	57.411	192	248	13	3:40.599	1:55.852	92	42.829	206	1:01.918	189	147
2	2:13.729	37.286	98	39.811	207	56.632	192	250	14	2:20.773	41.008	95	41.028	206	58.737	190	249
3	2:13.568	37.290	100	39.680	207	56.598	191	249	15	2:18.817	39.084	99	40.389	205	59.344	193	248
4	2:12.899	37.301	100	***38.601***	203	56.997	191	251	16	2:18.491	38.756	97	40.238	208	59.497	192	252
5	2:13.848	37.669	99	39.799	206	56.380	191	252	17	2:19.068	39.457	100	40.490	207	59.121	189	251
6	2:13.035	36.846	101	39.959	206	***56.230***	***193***	249	18	2:19.072	39.274	98	40.392	207	59.406	192	249
7	***2:12.825***	36.938	102	39.629	207	56.258	192	250	19	2:18.769	39.001	97	40.542	208	59.226	191	251
8	2:12.919	***36.841***	101	39.559	206	56.519	192	251	20	2:19.631	38.970	96	40.908	207	59.753	190	250
9	2:14.919	37.736	***103***	39.844	206	57.339	191	250	21	2:20.536	38.702	97	41.047	206	1:00.787	191	***253***
10	2:13.889	37.033	102	39.691	206	57.165	191	249	22	2:18.477	39.434	98	40.359	***208***	58.684	191	250
11	2:14.230	37.317	102	39.714	206	57.199	191	251									
12	2:23.507	37.978	102	40.045	205	1:05.484		250									

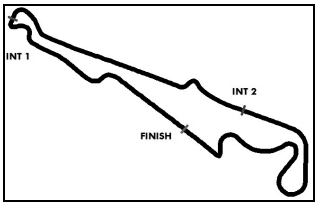

Lamborghini Blancpain Super Trofeo

Lap analysis Race 2

Provisional

Circuit Paul Ricard, Length: 5842 m
Air temperature: 25.8°C
Track temperature: 36.3°C
Weather condition: Dry

PAUL RICARD 2014

Saturday 28.6.2014 16:15

63 Cedric Leimer, CHE/ Jonathan Cochet, FRA

theoretical besttime: 2:12.720

Lap	Time	SE1	SP1	SE2	SP2	SE3	SP3	TSP	Lap	Time	SE1	SP1	SE2	SP2	SE3	SP3	TSP
1	2:19.758	42.368	100	40.065	208	57.325	193	241	13	2:15.320	38.054	92	40.515	208	56.751	191	250
2	2:14.748	37.606	102	39.707	206	57.435	191	250	14	2:16.325	37.528	97	40.331	***211***	58.466	192	249
3	2:13.321	37.340	102	***39.311***	208	56.670	192	249	15	2:15.178	37.872	102	40.031	208	57.275	193	249
4	2:13.897	37.350	102	39.968	207	56.579	191	249	16	2:14.228	37.583	100	40.087	209	***56.558***	***194***	249
5	2:13.533	37.029	103	39.745	207	56.759	192	247	17	2:14.334	37.606	100	39.811	210	56.917	192	251
6	2:13.705	37.360	98	39.743	207	56.602	192	248	18	2:13.773	37.336	100	39.541	209	56.896	193	249
7	***2:13.096***	***36.851***	103	39.387	208	56.858	190	248	19	2:14.194	37.608	94	39.806	210	56.780	192	249
8	2:16.536	37.313	***104***	39.763	207	59.460	192	248	20	2:15.006	37.605	100	40.177	207	57.224	192	250
9	2:14.378	37.685	103	39.630	195	57.063	192	***251***	21	2:15.037	37.621	99	39.704	210	57.712	179	250
10	2:23.356	37.315	101	39.457	207	1:06.584		251	22	2:17.023	38.010	99	40.435	209	58.578	193	242
11	3:32.092	1:54.808	94	40.425	208	56.859	192	145									
12	2:15.032	37.825	100	40.254	209	56.953	193	248									

70 Shota Abkhazava, GEO ,

theoretical besttime: 2:15.312

Lap	Time	SE1	SP1	SE2	SP2	SE3	SP3	TSP	Lap	Time	SE1	SP1	SE2	SP2	SE3	SP3	TSP
1	2:30.015	49.463	98	41.976	206	58.576	186	239	13	2:27.306	38.346	99	40.741	205	1:08.219		245
2	2:16.480	38.266	99	40.430	205	57.784	189	245	14	3:32.335	1:53.812	95	40.415	206	58.108	189	147
3	2:16.660	38.804	101	40.181	206	57.675	189	246	15	2:17.834	38.881	100	40.811	207	58.142	190	240
4	2:16.827	38.470	100	40.499	205	57.858	189	242	16	2:16.152	38.015	99	40.383	207	57.754	***191***	246
5	2:17.796	38.983	95	41.100	204	57.713	190	243	17	2:17.069	38.465	98	40.432	207	58.172	190	245
6	2:15.813	37.844	100	40.553	205	***57.416***	190	245	18	2:16.557	37.998	99	40.354	208	58.205	171	244
7	2:16.470	38.026	100	40.391	207	58.053	189	243	19	2:18.103	39.863	97	40.330	***208***	57.910	190	229
8	2:16.722	38.552	101	40.177	205	57.993	190	242	20	2:16.931	37.899	97	40.984	206	58.048	190	246
9	***2:15.675***	37.877	100	***40.123***	206	57.675	191	245	21	2:17.008	***37.773***	100	40.188	***208***	59.047	189	245
10	2:17.167	38.709	***101***	40.883	207	57.575	189	245	22	2:17.636	38.624	98	40.354	207	58.658	190	243
11	2:17.085	38.957	***101***	40.380	207	57.748	190	***247***									
12	2:16.535	38.466	100	40.176	206	57.893	190	245									

77 Mikko Eskelinen, FIN/ Dimitri Enjalbert, FRA

theoretical besttime: 2:10.945

Lap	Time	SE1	SP1	SE2	SP2	SE3	SP3	TSP	Lap	Time	SE1	SP1	SE2	SP2	SE3	SP3	TSP
1	2:25.022	46.045	87	41.308	203	57.669	190	242	13	2:24.591	37.971	98	39.935	206	1:06.685		243
2	2:13.502	37.554	99	39.627	205	56.321	190	247	14	3:35.642	1:54.830	99	41.021	205	59.791	189	145
3	2:13.385	***37.178***	102	39.622	206	56.585	190	247	15	2:18.721	38.672	101	40.785	205	59.264	190	246
4	***2:11.018***	37.251	102	***37.691***	***210***	***56.076***	190	248	16	2:17.846	38.668	99	40.750	205	58.428	190	247
5	2:13.551	37.223	***104***	39.811	205	56.517	191	248	17	2:19.602	39.070	97	40.822	207	59.710	188	246
6	2:13.877	37.234	101	39.742	207	56.901	191	***249***	18	2:19.946	40.373	88	41.001	206	58.572	188	244
7	2:13.531	37.567	100	39.634	205	56.330	190	***249***	19	2:17.797	38.519	100	40.699	207	58.579	190	246
8	2:14.413	37.206	103	39.572	206	57.635	189	248	20	2:18.537	38.571	100	41.267	205	58.699	190	247
9	2:13.316	37.262	103	39.524	206	56.530	***191***	247	21	2:19.167	38.909	100	41.025	206	59.233	191	247
10	2:15.093	37.449	103	40.174	203	57.470	189	247	22	2:18.179	39.025	100	40.397	207	58.757	189	248
11	2:14.688	37.327	99	40.156	205	57.205	190	247									
12	2:14.589	37.809	100	39.810	206	56.970	190	247									

79 Mikhail Spiridonov, RUS ,

theoretical besttime: 2:17.275

Lap	Time	SE1	SP1	SE2	SP2	SE3	SP3	TSP	Lap	Time	SE1	SP1	SE2	SP2	SE3	SP3	TSP
1	2:33.348	52.307	91	42.064	204	58.977	186	224	13	2:18.620	***38.350***	96	41.153	206	59.117	190	248
2	2:18.651	38.787	97	41.140	205	58.724	189	247	14	2:18.443	38.631	99	40.837	***207***	58.975	189	***251***
3	2:18.712	38.693	***100***	41.394	205	58.625	***191***	248	15	2:19.259	38.910	96	41.068	207	59.281	191	249
4	2:18.946	38.419	98	41.630	205	58.897	189	249	16	2:18.311	38.555	97	41.168	206	58.588	191	249
5	2:18.621	38.495	98	40.924	203	59.202	188	246	17	2:18.934	38.657	99	40.807	206	59.470	191	249
6	2:19.894	39.090	99	41.092	205	59.712	190	245	18	2:21.004	39.092	99	41.219	206	1:00.693	191	248
7	2:18.554	38.470	97	***40.747***	206	59.337	189	248	19	2:19.001	39.186	98	40.858	207	58.957	190	247
8	***2:18.210***	38.499	98	40.948	203	58.763	191	247	20	2:19.587	38.856	98	41.173	205	59.558	190	***251***
9	2:18.723	38.434	98	41.401	206	58.888	190	249	21	2:19.904	38.976	97	41.335	206	59.593	190	248
10	2:28.741	38.598	98	41.292	205	1:08.851		250	22	2:20.680	38.971	97	41.375	206	1:00.334	191	248
11	3:36.099	1:55.676	96	42.245	205	***58.178***	189	132									
12	2:19.947	38.644	97	41.123	205	1:00.180	191	248									

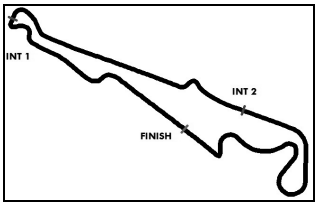

Lamborghini Blancpain Super Trofeo

Lap analysis Race 2

Provisional

Circuit Paul Ricard, Length: 5842 m
Air temperature: 25.8°C
Track temperature: 36.3°C
Weather condition: Dry

PAUL RICARD 2014

Saturday 28.6.2014 16:15

87 Davide Stancheris, ITA , theoretical besttime: 2:13.092

Lap	Time	SE1	SP1	SE2	SP2	SE3	SP3	TSP	Lap	Time	SE1	SP1	SE2	SP2	SE3	SP3	TSP
1	2:23.932	45.567		41.311	205	57.054	193	249	12	2:14.429	37.603	103	39.782	209	57.044	193	252
2	2:14.180	37.573	103	40.226	205	***56.381***	192	253	13	2:15.347	37.941	100	39.835	210	57.571	193	252
3	***2:13.321***	***37.101***	103	39.775	208	56.445	192	252	14	2:15.952	38.009	100	39.812	208	58.131	186	252
4	2:20.660	37.163	101	45.913	207	57.584	191	252	15	2:32.942	38.198	102	39.752	210	1:14.992	190	249
5	2:14.116	37.441	102	***39.610***	209	57.065	192	250	16	2:15.194	38.148	102	39.768	***211***	57.278	193	251
6	2:14.515	37.485	103	39.943	209	57.087	192	251	17	2:16.083	38.480	101	40.082	209	57.521	192	***254***
7	2:15.167	38.778	97	39.685	210	56.704	192	251	18	2:16.068	38.096	102	40.345	210	57.627	***193***	252
8	2:14.918	37.837	***104***	39.887	209	57.194	192	252	19	2:16.955	38.534	99	39.961	210	58.460	192	253
9	2:15.660	37.451	103	40.763	207	57.446	193	252	20	2:16.674	38.990	102	39.650	209	58.034	192	253
10	2:23.961	37.581	103	39.882	209	1:06.498		253	21	2:47.178	38.862	102	39.857	***211***	1:28.459		254
11	3:33.133	1:56.528	104	39.845	209	56.760	192	88									

90 Alberto Di Folco, ITA , theoretical besttime: 2:13.060

Lap	Time	SE1	SP1	SE2	SP2	SE3	SP3	TSP	Lap	Time	SE1	SP1	SE2	SP2	SE3	SP3	TSP
1	2:28.159				207	56.950	191	248	13	2:14.835	37.765	97	39.512	208	57.558	193	252
2	2:14.246	37.562	99	39.278	208	57.406	193	252	14	2:15.789	38.481	94	40.055	208	57.253	193	252
3	***2:13.402***	37.379	99	39.447	208	***56.576***	191	252	15	2:15.681	37.899	95	39.934	208	57.848	192	252
4	2:14.044	***37.226***	99	40.003	207	56.815	190	251	16	2:17.623	39.201	95	39.908	205	58.514	193	253
5	2:13.517	37.456	99	***39.258***	207	56.803	192	251	17	2:17.359	38.112	98	39.658	***211***	59.589	***194***	252
6	2:13.403	37.433	***101***	39.294	208	56.676	192	252	18	2:17.481	39.083	91	40.408	207	57.990	192	***254***
7	2:14.190	37.371	98	39.388	208	57.431	192	253	19	2:17.263	38.444	97	40.379	208	58.440	193	***254***
8	2:15.088	37.750	97	39.502	207	57.836	193	252	20	2:18.049	38.568	96	40.666	207	58.815	193	252
9	2:15.312	38.109	96	39.608	207	57.595	192	253	21	2:18.569	38.994	96	40.955	207	58.620	192	251
10	2:22.763	37.756	97	39.563	207	1:05.444		252	22	2:18.787	39.497	91	40.360	208	58.930	192	251
11	3:33.359	1:56.565	98	39.651	207	57.143	192	147									
12	2:14.679	37.772	97	39.652	208	57.255	193	252									

99 Nicola Louis, BEL , theoretical besttime: 2:19.015

Lap	Time	SE1	SP1	SE2	SP2	SE3	SP3	TSP	Lap	Time	SE1	SP1	SE2	SP2	SE3	SP3	TSP
1	2:36.585	50.971	98	43.419	201	1:02.195	188	247	12	2:23.128	41.617	91	41.770	204	59.741	***191***	251
2	2:22.699	39.561	96	41.949	201	1:01.189	189	248	13	2:21.289	39.235	87	42.063	200	59.991	190	251
3	2:21.939	40.054	90	41.750	201	1:00.135	188	249	14	2:23.554	***39.003***	94	41.842	201	1:02.709	191	250
4	2:30.995	39.582	90	49.502	203	1:01.911	190	249	15	2:22.071	39.419	90	42.447	204	1:00.205	188	251
5	2:25.814	40.468	86	43.239	196	1:02.107	190	249	16	***2:19.695***	39.510	***101***	41.205	204	***58.980***	190	249
6	2:24.821	40.401	88	43.034	199	1:01.386	189	248	17	2:21.198	39.738	98	41.141	201	1:00.319	191	249
7	2:23.881	39.987	90	43.161	200	1:00.733	191	249	18	2:23.606	39.852	96	41.611	203	1:02.143	189	250
8	2:23.340	39.847	90	42.920	195	1:00.573	191	250	19	2:22.290	40.569	92	***41.032***	***205***	1:00.689	190	250
9	2:32.941	41.082	88	42.586	199	1:09.273		234	20	2:24.039	39.327	90	43.558	202	1:01.154	190	***252***
10	3:43.099	1:59.549	88	41.862	201	1:01.688	190	142	21	2:22.628	39.259	94	42.041	203	1:01.328	190	249
11	2:21.326	39.136	94	41.495	201	1:00.695	191	250									

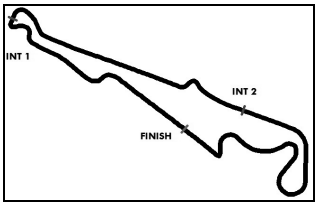

Lamborghini Blancpain Super Trofeo

Vmax list Race 2

Provisional

Circuit Paul Ricard, Length: 5842 m
Air temperature: 25.8°C
Track temperature: 36.3°C
Weather condition: Dry

PAUL RICARD 2014

Saturday 28.6.2014 16:15

Nr	Team, Car, Driver, Nat	Top speed
11	**Autocarrozzeria Imperiale S.R.L, Lamborghini Gallardo LP !**	
	Tanca Roberto , ITA	254,72 km/h
	Amici Andrea , ITA	
87	**Mirai Project Emmebi Motorsport, Lamborghini Gallardo LP**	
	Stancheris Davide , ITA	254,12 km/h
90	**Autocarrozzeria Imperiale S.R.L, Lamborghini Gallardo LP !**	
	Di Folco Alberto , ITA	253,52 km/h
55	**Charouz Racing System, Lamborghini Gallardo LP 560**	
	Louis Patrick , BEL	252,93 km/h
	Janis Jarek , CZE	
47	**Autocarrozzeria Imperiale S.R.L, Lamborghini Gallardo LP !**	
	Viberti Alberto , ITA	251,75 km/h
99	**Charouz Racing System, Lamborghini Gallardo LP 560**	
	Louis Nicola , BEL	251,75 km/h
34	**Bonaldi Motorsport, Lamborghini Gallardo LP 560**	
	Merchan Sebastian , ECU	251,16 km/h
63	**Autovitesse Garage R. Affolter, Lamborghini Gallardo LP 5**	
	Leimer Cedric , CHE	251,16 km/h
	Cochet Jonathan , FRA	
79	**Kinetic Racing Team, Lamborghini Gallardo LP 560**	
	Spiridonov Mikhail , RUS	250,58 km/h
3	**Bonaldi Motorsport, Lamborghini Gallardo LP 560**	
	Piscopo Edoardo , ITA	250,00 km/h
	Pavlovic Milos , SRB	
7	**Automobili Lamborghini RT Lux, Lamborghini Gallardo LP**	
	Polishchuk Taras , UKR	250,00 km/h
5	**Eurotech Engineering srl, Lamborghini Gallardo LP 560**	
	Delli Guanti Roberto , ITA	250,00 km/h
	Bocellari Gianfranco , ITA	
22	**Automobili Lamborghini RT Ger, Lamborghini Gallardo LP !**	
	Mul Jeroen , NLD	249,42 km/h
32	**Eurotech Engineering srl, Lamborghini Gallardo LP 560**	
	Venturini Giovanni , ITA	248,85 km/h
77	**Automobili Lamborghini RT Lux, Lamborghini Gallardo LP**	
	Eskelinen Mikko , FIN	248,85 km/h
	Enjalbert Dimitri , FRA	
33	**Bonaldi Motorsport, Lamborghini Gallardo LP 560**	
	Varvaroussis Aristotelis , GRC	248,28 km/h
	Bortolotti Mirko , ITA	
19	**Autovitesse Garage R. Affolter, Lamborghini Gallardo LP 5**	
	Jenny Laurent , CHE	246,58 km/h
	Leimer Cyril , CHE	

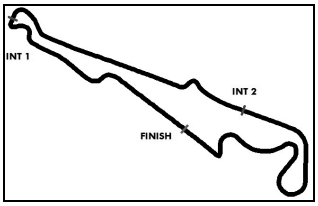

Lamborghini Blancpain Super Trofeo

Vmax list Race 2

Provisional

Circuit Paul Ricard, Length: 5842 m
Air temperature: 25.8°C
Track temperature: 36.3°C
Weather condition: Dry

PAUL RICARD 2014

Saturday 28.6.2014 16:15

Nr	Team, Car, Driver, Nat	Top speed
70	**Automobili Lamborghini RT Lux, Lamborghini Gallardo LP**	
	Abkhazava Shota , GEO	246,58 km/h
26	**GRT Grasser Racing Team, Lamborghini Gallardo LP 560**	
	Halek Sascha , AUT	246,01 km/h
	Hölling Ronald , AUT	
31	**DTMotorsport, Lamborghini Gallardo LP 560**	
	Pellegrinelli Simone , ITA	246,01 km/h
21	**Automobili Lamborghini RT Ger, Lamborghini Gallardo LP !**	
	Lima Carina , ANG	246,01 km/h
	Martins Alexandre , PRT	
16	**Composit Motorsport, Lamborghini Gallardo LP 560**	
	Zucchi Matteo , ITA	245,45 km/h
	Comini Stefano , CHE	
25	**GRT Grasser Racing Team, Lamborghini Gallardo LP 560**	
	Tweraser Gerhard , AUT	244,90 km/h
	Bickel Sandro , AUT	
28	**Automobili Lamborghini Racing Team (UK), Lamborghini G**	
	Richards Tim , GBR	244,34 km/h
4	**Automobili Lamborghini Racing Team (UK), Lamborghini G**	
	Rattenbury Jake , GBR	242,15 km/h
8	**Eurotech Engineering srl, Lamborghini Gallardo LP 560**	
	Flamino Manuel , ITA	237,36 km/h
	Sauto Vincenzo , ITA	

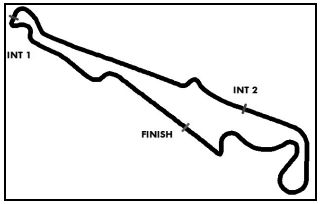

Lamborghini Blancpain Super Trofeo

Lap chart Race 2

Provisional

PAUL RICARD 2014

SUPER TROFEO

Circuit Paul Ricard, Length: 5842 m

Saturday 28.6.2014 16:15

POS	1	2	3	4	5	6	7	8	9	10	11	12	13	14	15	16	17	18	19	20	21	22	23	24	25	26	27	28	29
LAP 1	3	22	33	34	11	16	63	25	87	31	77	4	55	26	8	90	70	47	7	19	32	79	5	99	28	21			
LAP 2	3	22	33	11	34	16	63	25	87	77	31	55	4	26	90	8	47	70	32	7	19	79	5	99	28	21			
LAP 3	22	3	33	11	16	34	63	25	87	77	31	55	90	4	26	8	47	32	70	7	19	79	5	99	28	21			
LAP 4	22	3	33	11	16	63	34	77	31	55	25	90	87	4	26	32	47	8	70	19	7	79	5	99	28	21			
LAP 5	3	33	11	22	63	34	77	55	31	25	90	87	4	26	32	47	70	19	7	79	5	99	28	21					
LAP 6	3	33	11	22	63	34	77	55	31	25	90	87	4	26	32	47	70	19	7	5	79	99	28	21					
LAP 7	3	33	11	22	63	34	77	55	25	31	90	87	4	26	32	47	70	19	7	5	79	99	21'	.28'					
LAP 8	3	33	11	22	34	77	63	55	25	31	90	87	4	32	26	47	70	19	7	5	79	99	21'	28'					
LAP 9	3	33	11	22	34	77	63	55	25	90	31	87	4	32	26	70	.47	19	5	79	.7	.99	21'	28'					
LAP 10	3	33	11	22	34	77	55	25	.63	31	.90	26	.87	.4	70	5	.19	.79	.32	47	7'	.21'	99'	.28'					
LAP 11	33	11	3	.22	77	55	31	26	70	.34	63	90	87	32	4	47	.5'	19'	7'	79'	.25'	99'	21'	28'					
LAP 12	33	11	77	.55	.31	70	.3	22	34	63	.26	90	87	32	4	47	19'	5'	7'	79'	25'	99'	21'	28'					
LAP 13	.11	.77	.33	.70	22	3	34	63	55	90	31	87	32	4	26	47	19	5	7	79	25	99'	21'	28'					
LAP 14	33	22	11	3	34	63	77	90	31	55	32	87	4	26	47	70	19	7	79	.5	25'	99'	21'	28'					
LAP 15	33	22	11	3	34	63	77	90	31	32	55	4	26	47	87	70	19	7	79	5	25'	99'	21'	28'					
LAP 16	33	22	11	3	34	63	77	31	90	32	55	4	47	26	87	70	19	7	79	5	25'	99'	21'	28'					
LAP 17	33	22	3	11	34	63	31	77	32	90	55	4	47	87	26	70	19	7	79	5	25'	99'	21'	28'					
LAP 18	33	22	3	11	34	63	32	31	90	77	55	47	4	87	26	70	19	79	7	5	25'	99'	21'	28'					
LAP 19	33	22	3	11	34	63	32	31	90	77	55	47	87	4	26	19	70	79	7	5	25'	99'	21'	28'					
LAP 20	22	3	34	11	63	.33	32	90	77	55	47	87	4	.31	26	19	70	79	7	5'	25'	99'	21'						
LAP 21	22	3	34	11	63	32	90	33	77	47	55	4	19	26	70	.87	31	79	7	5'	25'	99'							
LAP 22	22	3	34	63	11	32	90	33	77	47	55	4	19	70	26	31	79	7											

. - PIT STOP ' - LAP BEHIND

ver: 1.0

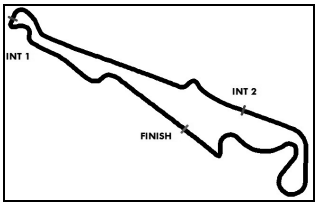

Lamborghini Blancpain Super Trofeo

Pit stops Race 2

Provisional

Circuit Paul Ricard, Length: 5842 m
Air temperature: 25.8°C
Track temperature: 36.3°C
Weather condition: Dry

PAUL RICARD 2014

Saturday 28.6.2014 16:15

Nr	Driver in	Day time in	Time in	Driver out	Day time out	Time out	Nett Time
16	Stefano Comini	16:25:34	11:51.685				
28	Tim Richards	16:31:59	18:17.064	Tim Richards	16:33:11	19:28.614	1:11.550
47	Alberto Viberti	16:34:16	20:34.289	Alberto Viberti	16:35:46	22:03.802	1:29.513
7	Taras Polishchuk	16:34:40	20:58.149	Taras Polishchuk	16:36:08	22:25.956	1:27.807
99	Nicola Louis	16:35:35	21:53.369	Nicola Louis	16:37:04	23:21.861	1:28.492
63	Cedric Leimer	16:36:08	22:26.178	Jonathan Cochet	16:37:35	23:53.263	1:27.085
90	Alberto Di Folco	16:36:17	22:35.082	Alberto Di Folco	16:37:46	24:03.989	1:28.907
87	Davide Stancheris	16:36:23	22:40.927	Davide Stancheris	16:37:48	24:06.108	1:25.181
32	Giovanni Venturini	16:36:25	22:42.633	Giovanni Venturini	16:37:54	24:11.483	1:28.850
4	Jake Rattenbury	16:36:28	22:45.522	Jake Rattenbury	16:37:56	24:13.654	1:28.132
19	Cyril Leimer	16:36:50	23:08.259	Laurent Jenny	16:38:17	24:35.179	1:26.920
79	Mikhail Spiridonov	16:37:05	23:22.511	Mikhail Spiridonov	16:38:32	24:49.932	1:27.421
22	Jeroen Mul	16:38:09	24:26.777	Jeroen Mul	16:39:37	25:54.493	1:27.716
34	Sebastian Merchan	16:38:22	24:39.498	Sebastian Merchan	16:39:49	26:06.944	1:27.446
25	Gerhard Tweraser	16:38:52	25:09.979	Sandro Bickel	16:41:22	27:40.114	2:30.135
21	Carina Lima	16:39:17	25:35.071	Alexandre Martins	16:41:12	27:29.700	1:54.629
5	Gianfranco Bocellari	16:39:18	25:36.059	Roberto Delli Guanti	16:40:40	26:57.566	1:21.507
3	Milos Pavlovic	16:40:23	26:40.478	Edoardo Piscopo	16:41:48	28:05.994	1:25.516
55	Jarek Janis	16:40:38	26:55.651	Patrick Louis	16:42:05	28:22.860	1:27.209
28	Tim Richards	16:40:43	27:01.449	Tim Richards	16:42:19	28:37.320	1:35.871
31	Simone Pellegrinelli	16:40:49	27:06.604	Simone Pellegrinelli	16:42:15	28:32.746	1:26.142
26	Sascha Halek	16:40:59	27:17.185	Ronald Hölling	16:42:26	28:43.489	1:26.304
33	Mirko Bortolotti	16:42:32	28:50.105	Aristotelis Varvaroussis	16:43:57	30:15.419	1:25.314
11	Andrea Amici	16:42:34	28:52.335	Roberto Tanca	16:44:02	30:19.936	1:27.601
77	Dimitri Enjalbert	16:42:52	29:10.349	Mikko Eskelinen	16:44:19	30:36.998	1:26.649
70	Shota Abkhazava	16:43:32	29:50.266	Shota Abkhazava	16:44:59	31:16.774	1:26.508
5	Roberto Delli Guanti	16:47:38	33:55.790	Roberto Delli Guanti	16:48:11	34:28.638	32.848
33	Aristotelis Varvaroussis	16:59:49	46:07.018	Aristotelis Varvaroussis	17:00:34	46:51.819	44.801
31	Simone Pellegrinelli	17:00:44	47:01.711	Simone Pellegrinelli	17:01:38	47:56.296	54.585
87	Davide Stancheris	17:03:23	49:40.867				