



**FIA GT1 World
Championship**

FIA GT1 World Championship Championship Race 4

**Paul Ricard HTTT
France (FRA)**

2nd – 4th July 2010

Timing and Results provided by

**JB
1795
BLANCPAIN**

FIA GT1 World Championship: Driver Standing



Rk Nr Driver

Rk	Nr	Driver	Round 1 Abu Dhabi		Round 2 Silverstone		Round 3 Brno		Round 4 Paul Ricard		Round 5 Spa Francorchamps		Round 6 Nürburgring		Round 7 Algarve		Round 8 Durbán		Round 9 Interlagos		Round 10 San Luis		Total Points
			Q Race	Race	Q Race	Race	Q Race	Race	Q Race	Race	Q Race	Race	Q Race	Race	Q Race	Race	Q Race	Race	Q Race	Race	Q Race	Race	
1	1A	Bertolini, Andrea; ITA	4	12	4	6	8	10	8	25													77
	1B	Bartels, Michael; DEU	4	12	4	6	8	10	8	25													77
2	5A	Mutsch, Thomas; DEU	6	25						25													62
	5B	Grosjean, Romain; CHE	6	25						25													62
3	13B	Hennerici, Marc; DEU	8	18						4													40
4	23A	Krumm, Michael; DEU						4	15	18													37
	23B	Dumbreck, Peter; GBR						4	15	18													37
5	22A	Hughes, Warren; GBR								4													33
	22B	Campbell-Walter, Jamie; GBR								4													33
6	9A	Makowiecki, Frederic; FRA								2													30
7	9C	Accary, Thomas; FRA								2													28
	10A	Piccione, Clivio; MCO								12													28
8	13A	Zuber, Andreas; AUT	8	18																			26
9	33A	Margaritis, Alexander; GRC								15													25
	33B	Heger, Alfrid; DEU								15													25
10	7A	Turner, Darren; GBR								6													24
	7B	Enge, Tomas; CZE								6													24
11	14A	Hezemans, Mike; NLD								8													23
12	34A	Bobbi, Matteo; ITA								6													18
	34B	Longin, Bert; BEL								6													18
	10B	Hirschi, Jonathan; CHE								12													18
13	2A	Bernoldi, Enrique; BRA								8													16
	2B	Ramos, Miguel; PRT								8													16
	40A	Leinders, Bas; BEL								4													16
	40B	Martin, Maxime; BEL								4													16
14	14B	Piccini, Andrea; ITA								15													15
	25C	Menten, Jos; NLD								15													15
	25D	Kechele, Frank; DEU								15													15
15	25A	Zonta, Ricardo; BRA								10													11
	25B	Daniel, Rafael; BRA								10													11
16	8A	Nygaard, Christoffer; DNK								10													10
	8B	Mücke, Stefan; DEU								10													10
	24A	Kox, Peter; NLD								4													10
	24B	Haase, Christopher; DEU								4													10
17	11A	Maassen, Xavier; NLD								1													9
18	38A	Pastorelli, Nicky; ITA								6													6
	38B	Schwager, Dominik; DEU								6													6
19	13C	Rosina, Stefan; CZE								4													4
15	4A	Ara, Seiji; JPN								2													2
	4B	Nilsson, Max; SWE								2													2
	9D	Sarrazin, Stephane; FRA								2													2
16	41A	Palttala, Markus; FIN								1													1
	41B	Kuppens, Renaud; BEL								1													1
	3A	Wendlinger, Karl; AUT								1													1
	3B	Moser, Henri; CHE								1													1

FIA GT1 World Championship: Team Standing

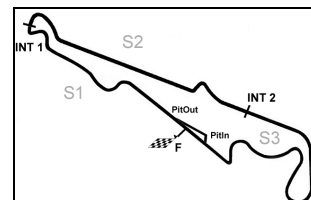


Rk	Team	Car	Round 1 Abu Dhabi		Round 2 Silverstone		Round 3 Brno		Round 4 Paul Ricard		Round 5 Spa Francorchamps		Round 6 Nürburgring		Round 7 Algarve		Round 8 Durbon		Round 9 Interlagos		Round 10 San Luis		Total Points
			QRace	Race	QRace	Race	QRace	Race	QRace	Race	QRace	Race	QRace	Race	QRace	Race	QRace	Race	QRace	Race	QRace	Race	
1	Vitaphone Racing Team	Maserati MC12	4	20	4	6	8	18	8	25													93
2	Sumo Power GT	Nissan GT - R				25	4	15	4	22													70
3	Matech Competition	Ford GT Matech	6	25				25		6													62
4	Phoenix Racing /Carsport	Corvette Z06	8	33				4		10													55
5	Hexis AMR	Aston Martin DB9			14	18		14		2													48
6	Triple H Team Hegersport	Maserati MC12		8		20				15													43
7	Reiter	Lamborghini Murcielago 670 R-SV		14		15			6	1													36
8	Young Driver AMR	Aston Martin DB9				10	6	18															34
9	Marc VDS Racing Team	Ford GT Matech				5				12													17
10	Mad-Croc Racing	Corvette Z06		1						8													9
11	All-Inkl.com Münnich Motorsport	Lamborghini Murcielago 670 R-SV						6															6
12	Swiss Racing Team	Nissan GT - R				2		1															3

Paul Ricard HTTT, Length: 5842 m

FIA REGNR:4GT1/4GT3-F.300610

GT1 World Championship



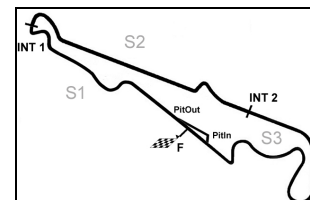
Results Free Practice

Pos	Nr	Team, Car, Driver, Nat	Fastest	Laps	Tsp(km/h)	Gap	Int	Avg(km/h)	Time
1	9	Hexis AMR, Aston Martin DB9 Accary Thomas , FRA Makowiecki Frederic , FRA	2:05.565	24	252,93			167,49	10:39:51
2	22	Sumo Power GT, Nissan GT - R Hughes Warren , GBR Campbell-Walter Jamie , GBR	<u>2:05.945</u>	23	254,12	0.380	0.380	166,99	10:29:08
3	24	Reiter, Lamborghini Murcielago 670 R-SV Kox Peter , NLD Haase Christopher , DEU	2:06.147	25	248,85	0.582	0.202	166,72	10:28:45
4	1	Vitaphone Racing Team, Maserati MC12 Bertolini Andrea , ITA Bartels Michael , DEU	2:06.226	20	250,00	0.661	0.079	166,62	10:15:00
5	3	Swiss Racing Team, Nissan GT - R Wendlinger Karl , AUT Moser Henri , CHE	2:06.388	19	252,93	0.823	0.162	166,40	11:01:38
6	8	Young Driver AMR, Aston Martin DB9 Nygaard Christoffer , DNK Mücke Stefan , DEU	2:06.545	23	251,16	0.980	0.157	166,20	11:07:23
7	2	Vitaphone Racing Team, Maserati MC12 Bernoldi Enrique , BRA Ramos Miguel , PRT	2:06.560	19	248,85	0.995	0.015	166,18	10:24:16
8	40	Marc VDS Racing Team, Ford GT Leinders Bas , BEL Martin Maxime , BEL	2:06.734	15	247,14	1.169	0.174	165,95	10:33:41
9	7	Young Driver AMR, Aston Martin DB9 Turner Darren , GBR Enge Tomas , CZE	<u>2:06.769</u>	21	250,00	1.204	0.035	165,90	11:11:12
10	23	Sumo Power GT, Nissan GT - R Krumm Michael , DEU Dumbreck Peter , GBR	2:07.048	22	253,52	1.483	0.279	165,54	10:32:14
11	25	Reiter, Lamborghini Murcielago 670 R-SV Zonta Ricardo , BRA Daniel Rafael , BRA	2:07.163	27	248,85	1.598	0.115	165,39	10:26:33
12	6	Matech Competition, Ford GT Matech Panis Olivier , FRA Gachnang Natacha , CHE	2:07.188	23	251,75	1.623	0.025	165,36	10:48:26
13	11	Mad-Croc Racing, Corvette Z06 Hezemans Mike , NLD Maassen Xavier , NLD	2:07.247	20	251,16	1.682	0.059	165,28	10:26:05
14	37	All-Inkl.com Münnich Motorsport, Lamborghini Murcielago 670 R-SV Bouchut Christoph , FRA Basseng Marc , DEU	2:07.695	20	252,93	2.130	0.448	164,70	10:53:36

Paul Ricard HTTT, Length: 5842 m

FIA REGNR:4GT1/4GT3-F.300610

GT1 World Championship



Results Free Practice

Pos	Nr	Team, Car, Driver, Nat	Fastest	Laps	Tsp(km/h)	Gap	Int	Avg(km/h)	Time
15	5	Matech Competition, Ford GT Matech Grosjean Romain , CHE Mutsch Thomas , DEU	2:07.825	11	249,42	2.260	0.130	164,53	11:06:02
16	10	Hexis AMR, Aston Martin DB9 Hirschi Jonathan , CHE Piccione Clivio , MCO	2:07.883	23	252,34	2.318	0.058	164,46	10:07:10
17	41	Marc VDS Racing Team, Ford GT Kuppens Renaud , BEL Palttala Markus , FIN	<u>2:07.957</u>	20	249,42	2.392	0.074	164,36	10:33:48
18	13	Phoenix Racing /Carsport, Corvette Z06 Piccini Andrea , ITA Hennerici Marc , DEU	2:08.086	19	252,34	2.521	0.129	164,20	10:43:11
19	34	Triple H Team Hegersport, Maserati MC12 Bobbi Matteo , ITA Longin Bert , BEL	2:08.292	21	248,28	2.727	0.206	163,93	10:13:04
20	33	Triple H Team Hegersport, Maserati MC12 Margaritis Alexander , GRC Heger Alfrid , DEU	2:08.827	21	247,71	3.262	0.535	163,25	10:35:01
21	4	Swiss Racing Team, Nissan GT - R Ara Seiji , JPN Nilsson Max , SWE	<u>2:08.987</u>	24	255,32	3.422	0.160	163,05	10:50:48
22	12	Mad-Croc Racing, Corvette Z06 Gavin Oliver , GBR Kuismanen Pertti , FIN	<u>2:09.838</u>	24	250,58	4.273	0.851	161,98	10:52:39
23	38	All-Inkl.com Münnich Motorsport, Lamborghini Murcielago 670 R-SV Schwager Dominik , DEU Pastorelli Nicky , ITA	2:11.432	16	250,00	5.867	1.594	160,02	10:06:03

Results remain provisional until the outcome of the technical check and the decisions of the Stewards of the Meeting

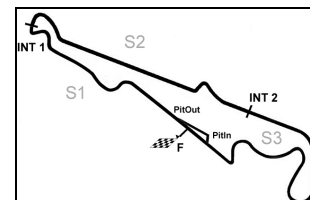
Publications Time:

- Race Director:

- Time Keeping:

Paul Ricard HTTT, Length: 5842 m

FIA REGNR:4GT1/4GT3-F.300610


GT1 World Championship

Lap analysis: Free Practice

Lap	Time	SE1	SP1	SE2	SP2	SE3	SP3	TSP	Lap	Time	SE1	SP1	SE2	SP2	SE3	SP3	TSP
1 Andrea Bertolini, ITA/ Michael Bartels, DEU									theoretical besttime: 2:06.185								
1	5:03.609	3:22.211	81	44.434	211	56.964		102	11	2:07.499	36.012	99	38.166	213	53.321	200	247
2	9:21.395	7:47.193	100	39.687	210	54.515	197	139	12	2:07.673	35.926	99	38.221	213	53.526	199	250
3	2:08.233	36.094	101	38.577	211	53.562	199	245	13	2:10.101	36.793	99	38.607	213	54.701	200	248
4	2:07.525	35.940	101	38.146	212	53.439	200	248	14	2:08.871	36.502	97	38.602	213	53.767	199	248
5	2:06.563	35.599	99	37.815	213	53.149	201	248	15	2:08.988	36.433	97	38.648	213	53.907		248
6	2:06.412	35.355	102	37.835	213	53.222	201	249	16	8:26.707	6:50.740	100	40.935	212	55.032	198	155
7	2:06.226	35.396	103	37.741	213	53.089	201	249	17	2:11.711	36.822	97	39.709	212	55.180	198	245
8	2:10.411	37.166	95	39.178	213	54.067		250	18	2:11.694	36.746	97	39.348	212	55.600		248
9	9:37.537	8:01.482	102	40.267	212	55.788	198	138	19	4:58.356	3:21.124	94	40.517	213	56.715	198	154
10	2:08.335	36.348	99	38.384	212	53.603	197	247	20	2:15.638	37.212	91	39.762	212	58.664		247

2 Enrique Bernoldi, BRA/ Miguel Ramos, PRT									theoretical besttime: 2:06.517								
1	4:09.601	2:33.881	97	40.245	209	55.475		132	11	7:36.796	5:59.224	95	41.335	209	56.237	197	112
2	8:42.163	7:05.645	93	39.211	211	57.307	198	129	12	2:18.116	36.765	99	39.028	209	1:02.323	199	245
3	2:07.873	36.531	101	38.100	211	53.242	199	247	13	2:16.335	36.832	86	43.475	210	56.028		247
4	2:09.615	36.029	100	38.301	213	55.285	199	248	14	7:45.333	6:08.639	86	40.989	210	55.705	197	121
5	2:06.565	35.781	100	37.835	211	52.949	199	249	15	2:11.019	36.641	93	39.069	209	55.309	198	245
6	2:13.293	38.760	96	39.436	208	55.097		229	16	2:11.050	36.707	89	39.000	210	55.343	197	246
7	8:32.872	6:57.617	94	40.231	209	55.024	198	135	17	2:12.246	36.711	93	39.603	210	55.932	197	247
8	2:07.167	36.140	100	37.986	211	53.041	199	245	18	2:19.364	37.353	85	43.593	208	58.418		246
9	2:06.560	35.768	99	37.878	211	52.914	199	247	19	5:02.190	3:23.970	92	40.294	208	57.926		145
10	2:10.562	38.781	92	38.964	211	52.817		245									

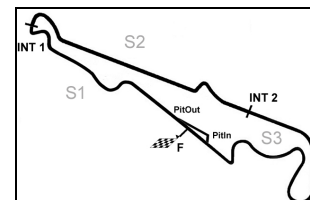
3 Karl Wendlinger, AUT/ Henri Moser, CHE									theoretical besttime: 2:06.388								
1	5:46.032	3:56.884	76	50.019	184	59.129	204	106	11	2:18.315	38.238	82	42.208	213	57.869		250
2	2:12.456	37.946	95	39.874	216	54.636	204	249	12	17:43.523	16:04.071	88	42.557	213	56.895	202	118
3	2:10.927	36.641	98	40.127	216	54.159	203	251	13	2:15.453	37.358	91	40.437	215	57.658	201	249
4	2:09.245	36.408	100	38.642	217	54.195	201	251	14	2:18.244	37.361	91	41.457	214	59.426		251
5	2:09.737	36.522	98	38.745	218	54.470	205	250	15	9:40.481	8:05.884	91	40.120	216	54.477	203	118
6	2:10.395	37.176	96	38.851	216	54.368	203	251	16	2:07.718	35.861	100	38.543	216	53.314	205	249
7	2:11.175	36.840	98	39.047	217	55.288		253	17	2:06.388	35.689	100	37.897	216	52.802	203	251
8	9:52.759	8:14.599	62	42.406	214	55.754	203	119	18	2:13.042	37.822	93	39.533	216	55.687	204	251
9	2:12.243	37.000	91	39.998	213	55.245	202	250	19	2:10.430	36.065	86	38.049	218	56.316		250
10	2:12.741	37.910	84	39.617	214	55.214	202	250									

4 Seiji Ara, JPN/ Max Nilsson, SWE									theoretical besttime: 2:08.707								
1	5:06.240	3:10.703	78	50.482	196	1:05.055		98	13	2:16.755	37.782	93	41.222	177	57.751		251
2	8:02.439	6:21.982	87	42.490	213	57.967	201	138	14	6:45.395	5:07.786	99	40.702	178	56.907	202	86
3	2:16.555	39.806	96	40.257	216	56.492	202	237	15	2:10.385	37.569	99	38.711	216	54.105	204	251
4	2:12.920	38.144	96	39.521	216	55.255	203	248	16	2:10.015	36.566	98	38.879	216	54.570	202	253
5	2:11.420	37.379	94	39.226	217	54.815	202	252	17	2:09.145	36.806	100	38.469	218	53.870	203	253
6	2:11.014	37.056	86	39.363	216	54.595	202	251	18	2:08.987	36.603	99	38.293	218	54.091	203	254
7	2:10.279	36.756	97	39.009	216	54.514	202	251	19	2:09.120	36.562	98	38.278	219	54.280	204	254
8	2:16.547	37.486	82	40.279	214	58.782		252	20	2:13.275	37.755	98	39.223	217	56.297		254
9	10:03.163	8:28.542	97	39.474	215	55.147	200	129	21	11:27.234	9:53.007	97	39.664	218	54.563	203	89
10	2:13.095	36.977	95	39.223	214	56.895	201	249	22	2:09.909	37.165	99	38.521	218	54.223	203	252
11	2:13.218	37.689	90	40.063	213	55.466	199	250	23	2:10.595	36.559	95	39.422	218	54.614	203	255
12	2:10.736	36.779	93	39.190	215	54.767	201	250	24	2:21.993	37.561	91	41.316	186	1:03.116		253

5 Romain Grosjean, CHE/ Thomas Mutsch, DEU									theoretical besttime: 2:07.799								
1	2:58.712	1:08.046	81	49.513	183	1:01.153		125	7	11:47.249	10:13.709	100	39.650	211	53.890	197	131
2	48:10.149	46:32.895	90	41.639	210	55.615	197	139	8	2:08.912	36.225	102	38.707	211	53.980	198	248
3	2:10.194	37.162	101	38.733	211	54.299	197	245	9	2:07.825	36.063	102	38.203	212	53.559	196	249
4	2:08.315	36.084	101	38.248	212	53.983	197	247	10	2:08.193	36.039	100	38.201	211	53.953	197	247
5	2:08.598	36.233	103	38.266	211	54.099	198	249	11	2:12.615	36.326	100	38.859	208	57.430		249
6	2:21.871	39.818	82	44.673	192	57.380		249									

Paul Ricard HTTT, Length: 5842 m

FIA REGNR:4GT1/4GT3-F.300610


GT1 World Championship
Lap analysis: Free Practice

Lap	Time	SE1	SP1	SE2	SP2	SE3	SP3	TSP	Lap	Time	SE1	SP1	SE2	SP2	SE3	SP3	TSP
6 Olivier Panis, FRA/ Natacha Gachnang, CHE									theoretical besttime: 2:07.107								
1	2:47.031	1:05.927	86	43.928	209	57.176		102	13	6:36.555	5:01.567	87	40.906	211	54.082	199	136
2	7:32.857	5:55.664	98	41.252	211	55.941	197	98	14	2:07.431	35.896	98	38.128	212	53.407	199	249
3	2:10.607	36.674	99	39.407	211	54.526	199	247	15	2:07.571	35.859	99	38.369	212	53.343	199	249
4	2:09.045	36.334	97	38.508	212	54.203	200	250	16	2:07.188	35.723	97	38.041	212	53.424	200	251
5	2:16.926	40.519	82	41.803	212	54.604		251	17	2:11.375	36.543	91	39.849	201	54.983		252
6	7:18.043	5:44.374	89	39.093	212	54.576	200	118	18	12:18.330	10:29.049	81	49.013	193	1:00.268	196	125
7	2:10.010	36.783	85	38.857	211	54.370	199	251	19	2:23.171	40.838	91	43.078	212	59.255	197	210
8	2:09.621	36.688	95	38.621	211	54.312	199	250	20	2:15.430	38.659	96	40.301	213	56.470	191	233
9	2:10.675	36.412	98	38.673	211	55.590		250	21	2:15.513	39.883	96	39.559	214	56.071	200	210
10	10:15.047	8:40.061	90	40.116	211	54.870	198	109	22	2:11.882	37.152	99	39.657	215	55.073	199	251
11	2:09.748	36.587	95	38.794	211	54.367	199	249	23	2:20.219	40.387	98	41.056	212	58.776		196
12	2:17.514	37.088	91	43.108	191	57.318		251									

7 Darren Turner, GBR/ Tomas Enge, CZE									theoretical besttime: 2:06.767								
1	3:44.523	2:02.800	91	43.884	208	57.839		105	12	10:43.162	9:07.069	97	40.764	209	55.329	197	147
2	8:52.916	7:16.622	100	39.556	211	56.738	200	152	13	2:11.504	37.181	99	39.208	211	55.115	197	245
3	2:08.928	36.495	103	38.477		53.956	200	249	14	2:12.645	38.012	90	39.673	212	54.960	197	249
4	2:08.081	35.960	103	38.253	213	53.868	200	249	15	2:09.940	36.621	98	39.057	213	54.262	198	247
5	2:07.895	35.904	101	38.258	213	53.733	201	249	16	2:23.307	36.163	96	40.106	174	1:07.038		248
6	2:08.084	35.884	104	38.128	213	54.072	201	249	17	14:55.496	13:22.267	100	39.785	210	53.444	198	129
7	2:07.491	36.132	103	38.333	214	53.026		250	18	2:06.924	35.797	105	37.958	211	53.169	199	246
8	10:31.407	8:58.680	101	38.678	212	54.049	199	155	19	2:06.952	35.707	105	38.069	214	53.176	200	247
9	2:08.480	36.195	103	38.340	213	53.945	200	247	20	2:06.769	35.658	104	37.940	214	53.171	200	249
10	2:08.192	36.038	103	38.270	213	53.884	200	247	21	2:14.606	38.122	94	40.783	213	55.701		238
11	2:09.408	36.185	102	38.299	213	54.924		249									

8 Christoffer Nygaard, DNK/ Stefan Mücke, DEU									theoretical besttime: 2:06.299								
1	4:47.780	3:07.127	89	43.751	212	56.902		144	13	2:10.835	36.615	101	39.325	213	54.895	197	245
2	8:00.128	6:21.865	94	40.845	211	57.418	197	150	14	2:14.552	35.983	91	41.729	214	56.840	199	247
3	2:10.775	37.418	99	39.286	213	54.071	199	248	15	2:11.435	36.293	100	39.945	211	55.197	200	249
4	2:08.482	36.075	100	38.658	214	53.749	199	250	16	2:10.183	36.929	99	38.668	213	54.586	199	249
5	2:07.753	36.105	102	38.235	214	53.413	200	250	17	2:12.602	36.175	100	39.187	214	57.240		250
6	2:07.113	35.610	100	38.560	214	52.943		251	18	12:14.045	10:39.050	95	39.506	211	55.489	198	134
7	8:46.258	7:12.676	99	39.010	211	54.572	197	151	19	2:07.500	35.774	100	38.071	213	53.655	198	247
8	2:08.417	36.039	100	38.456	213	53.922	198	247	20	2:06.892	35.939	101	37.872	214	53.081	199	248
9	2:07.548	35.847	101	38.140	213	53.561	199	248	21	2:06.545	35.578	102	38.049	214	52.918	199	248
10	2:07.933	35.775	100	38.252	214	53.906	200	248	22	2:06.616	35.691	100	37.948	214	52.977	200	249
11	2:09.674	37.498	99	38.531	214	53.645		249	23	2:08.869	35.509	99	37.991	214	55.369		249
12	9:07.003	7:28.296	98	41.120	210	57.587	196	136									

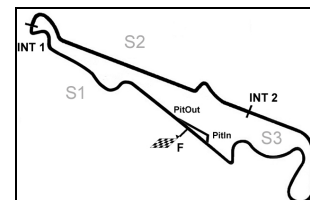
9 Thomas Accary, FRA/ Frederic Makowiecki, FRA									theoretical besttime: 2:05.508								
1	11:58.009	10:19.546	87	42.246	208	56.217		115	13	2:06.094	35.630	101	37.800	215	52.664	200	249
2	5:41.309	4:06.190	87	40.339	211	54.780	199	148	14	2:05.565	35.322	102	37.522	215	52.721	200	249
3	2:12.405	36.896	94	39.184	213	56.325	198	250	15	2:06.420	35.975	100	38.127	215	52.318		249
4	2:09.336	36.331	99	38.608	213	54.397	200	249	16	8:09.895	6:34.910	99	40.059	212	54.926		149
5	2:18.907	37.368	76	40.580	213	1:00.959	200	251	17	4:06.829	2:33.571	100	39.150	215	54.108	200	152
6	2:08.526	36.450	96	38.259	214	53.817	199	251	18	2:08.892	36.686	101	38.378	214	53.828	200	250
7	2:07.684	36.261	97	38.242	214	53.181		251	19	2:08.576	36.379	97	38.359	214	53.838	202	251
8	6:18.683	4:44.027	97	38.939	213	55.717	199	144	20	2:08.824	36.273	97	38.375	214	54.176	201	253
9	2:08.503	36.148	96	38.426	214	53.929	199	249	21	2:09.278	36.852	94	38.734	215	53.692		251
10	2:08.721	36.174	95	38.336	214	54.211	199	251	22	5:02.924	3:30.588	99	38.714	214	53.622	200	155
11	2:08.802	36.357	97	38.636	214	53.809		250	23	2:08.596	36.263	102	38.443	215	53.890	201	252
12	4:18.305	2:44.291	97	39.005	213	55.009	200	138	24	2:12.975	36.445	98	38.561	215	57.969		252

Paul Ricard HTTT, Length: 5842 m

FIA REGNR:4GT1/4GT3-F.300610

GT1 World Championship

Lap analysis: Free Practice



Lap	Time	SE1	SP1	SE2	SP2	SE3	SP3	TSP	Lap	Time	SE1	SP1	SE2	SP2	SE3	SP3	TSP
10 Jonathan Hirschi, CHE/ Clivio Piccione, MCO									theoretical besttime: 2:07.313								
1	5:53.695	4:14.446	85	43.380	209	55.869		106	13	6:25.335	4:47.404	89	41.497	211	56.434	197	137
2	4:51.683	3:17.438	98	39.220	213	55.025	200	143	14	2:14.444	39.333	98	39.343	214	55.768	200	247
3	2:09.126	36.521	95	38.429	214	54.176	200	248	15	2:09.391	36.751	98	38.678	215	53.962	200	249
4	2:07.898	36.036	95	38.173	214	53.689	201	251	16	2:11.127	36.990	94	39.666	214	54.471	201	251
5	2:07.883	35.963	97	38.352	214	53.568	202	251	17	2:08.335	36.202	96	38.326	215	53.807	200	251
6	2:09.341	36.418	96	38.846	214	54.077		252	18	2:08.160	36.323	96	38.276	215	53.561	200	250
7	13:38.857	12:03.337	90	40.865	211	54.655	199	107	19	7:40.396	6:07.644	97	38.768	213	53.984	199	144
8	2:22.655	35.725	101	38.057	214	1:08.873		248	20	2:09.461	36.964	97	38.696	213	53.801	200	248
9	6:35.170	4:55.449	96	43.067	159	56.654	200	115	21	2:08.313	36.199	95	38.286	214	53.828	200	249
10	2:13.904	36.345	101	38.356	214	59.203	201	249	22	2:08.489	36.265	94	38.326	215	53.898	200	250
11	2:08.943	35.908	100	38.020	215	55.015	200	251	23	2:08.417	36.188	96	38.522	215	53.707	200	251
12	2:11.921	36.559	92	40.453	213	54.909		250									

11 Mike Hezemans, NLD/ Xavier Maassen, NLD									theoretical besttime: 2:07.102								
1	8:48.066	7:04.016	86	44.453	208	59.597		114	11	2:08.381	36.163	99	38.411	213	53.807	202	248
2	16:35.224	14:56.700	95	41.586	207	56.938	199	123	12	2:07.898	35.907	100	38.296	213	53.695	200	248
3	2:10.181	37.105	98	39.184	212	53.892	199	246	13	2:12.496	38.318	95	39.258	212	54.920	200	248
4	2:07.501	36.119	100	38.092	212	53.290	200	249	14	8:40.494	7:03.275	94	41.619	211	55.600	199	148
5	2:07.668	35.957	99	38.092	213	53.619	202	248	15	2:09.894	36.448	98	38.895	213	54.551	198	247
6	2:08.969	36.148	97	38.207	213	54.614	199	249	16	2:12.165	36.362	97	39.283	213	56.520	200	248
7	2:07.247	36.052	99	37.989	214	53.206	200	249	17	4:56.368	3:21.563	94	39.648	212	55.157	200	151
8	2:08.154	36.427	99	38.667	214	53.060		251	18	2:12.033	37.279	96	39.485	212	55.269	200	248
9	7:09.487	5:31.956	94	39.897	211	57.634	200	148	19	2:14.430	37.104	90	40.469	211	56.857	200	248
10	2:10.231	36.929	99	39.205	214	54.097	201	249	20	3:29.210	1:50.538	93	41.672	211	57.000	200	111

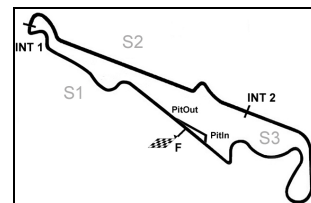
12 Oliver Gavin, GBR/ Pertti Kuismanen, FIN									theoretical besttime: 2:09.838								
1	10:35.540	8:32.670	79	54.993	188	1:07.877		112	13	2:11.541	37.013	98	39.327	214	55.201	200	250
2	5:19.350	3:38.005	98	42.458	208	58.887	198	139	14	2:13.545	37.726	91	39.502	213	56.317	200	250
3	2:16.615	38.806	97	40.892	210	56.917	199	247	15	9:01.146	7:24.952	94	39.958	211	56.236	197	150
4	2:13.769	37.603	98	40.138	212	56.028	198	248	16	2:12.487	37.601	97	39.280	213	55.606	199	247
5	2:12.380	37.304	99	39.281	213	55.795	199	249	17	2:10.419	36.683	99	38.687	213	55.049	200	249
6	2:12.060	36.781	100	38.964	213	56.315	193	248	18	2:09.838	36.323	95	38.648	213	54.867	200	251
7	2:11.567	37.021	99	38.908	213	55.638	199	247	19	2:10.301	36.599	96	38.757	214	54.945	199	249
8	2:14.092	38.237	93	39.626	211	56.229		249	20	2:11.788	36.906	92	38.777	213	56.105	200	250
9	6:47.734	4:54.819	86	50.726	135	1:02.189	198	133	21	7:19.762	5:43.118	89	40.041	212	56.603	199	150
10	2:13.396	37.620	97	40.563	213	55.213	199	248	22	2:13.092	37.480	85	40.266	212	55.346	200	249
11	2:11.627	36.860	99	39.348	213	55.419	200	249	23	2:12.311	36.947	95	39.523	213	55.841	199	250
12	2:12.210	37.305	99	39.112	213	55.793	200	249	24	2:16.133	37.381	94	41.037	211	57.715	200	251

13 Andrea Piccini, ITA/ Marc Hennerici, DEU									theoretical besttime: 2:07.638								
1	6:09.834	4:26.859	82	44.313	210	58.662	198	128	11	7:08.424	5:35.937	98	38.825	214	53.662	201	147
2	2:12.022	37.905	95	38.980	213	55.137	200	236	12	2:08.559	36.561	93	38.416	215	53.582	202	248
3	2:09.718	36.437	100	38.658	213	54.623	200	250	13	2:08.086	35.807	97	38.249	213	54.030	201	251
4	2:09.787	36.835	97	38.688	214	54.264	201	250	14	2:08.469	37.224	98	38.723	213	52.522		252
5	2:07.487	36.456	99	38.412	214	52.619		250	15	10:15.859	8:42.252	102	39.117	212	54.490	201	139
6	18:20.663	16:44.358	89	40.618	212	55.687	198	125	16	2:08.815	36.495	98	38.374	214	53.946	199	249
7	2:09.990	36.928	97	38.915	213	54.147	199	248	17	2:10.706	37.097	91	39.367	213	54.242	200	249
8	2:08.804	36.610	92	38.586	215	53.608	198	249	18	5:13.346	3:34.009	91	42.102	207	57.235	201	128
9	2:08.181	36.181	102	38.348	216	53.652	199	251	19	2:15.647	37.190	91	38.872	212	59.585	200	248
10	2:09.065	37.041	96	38.414	214	53.610		249									

22 Warren Hughes, GBR/ Jamie Campbell-Walter, GBR									theoretical besttime: 2:05.566								
1	3:54.916	2:14.045	83	43.854	211	57.017	202	137	13	2:09.367	35.202	98	37.640	216	56.525	200	254
2	2:13.541	37.459	88	39.949	215	56.133	202	251	14	9:24.373	7:45.197	81	42.346	209	56.830	200	134
3	2:09.419	37.141	94	38.248	217	54.030	202	252	15	2:10.415	37.075	94	38.942	216	54.398	202	250
4	2:09.490	36.512	93	38.816	217	54.162	205	253	16	2:10.438	37.490	92	38.548	217	54.400	202	252
5	2:08.180	36.235	94	38.081	219	53.864	205	253	17	2:07.492	35.862	98	38.136	217	53.494	201	252

Paul Ricard HTTT, Length: 5842 m

FIA REGNR:4GT1/4GT3-F.300610


GT1 World Championship
Lap analysis: Free Practice

Lap	Time	SE1	SP1	SE2	SP2	SE3	SP3	TSP	Lap	Time	SE1	SP1	SE2	SP2	SE3	SP3	TSP
6	2:09.589	35.932	98	38.134	219	55.523		254	18	2:07.598	35.807	99	38.275	215	53.516	206	253
7	9:10.456	7:37.590	91	38.839	216	54.027	203	155	19	2:07.692	36.228	96	38.341	218	53.123		254
8	2:08.297	36.155	89	38.208	214	53.934	204	253	20	13:14.394	11:40.757	95	39.114	217	54.523	201	128
9	2:06.801	36.011	97	37.881	217	52.909		253	21	2:08.598	36.302	97	38.651	217	53.645	204	252
10	8:50.891	7:18.124	93	39.015	215	53.752	205	140	22	2:07.266	35.706	97	38.222	219	53.338	205	254
11	2:05.945	35.446	96	37.670	215	52.829	203	252	23	2:07.976	35.832	95	39.081	217	53.063		253
12	2:06.024	35.370	97	37.535	216	53.119	204	254									

23 Michael Krumm, DEU/ Peter Dumbreck, GBR
theoretical besttime: 2:06.938

1	3:29.594	1:50.460	75	41.296	213	57.838	200	88	12	2:11.252	36.946	95	38.827	218	55.479	201	251
2	2:10.426	37.364	95	39.155	216	53.907	203	247	13	2:09.996	36.634	99	38.669	218	54.693	207	250
3	2:07.692	36.010	98	38.378	218	53.304	203	251	14	2:08.991	36.208	96	38.496	219	54.287	203	253
4	2:08.978	36.866	93	39.077	216	53.035	205	252	15	2:12.585	38.125	82	39.016	216	55.444		253
5	2:10.836	37.667	87	38.857	218	54.312		252	16	4:08.565	2:33.334	90	39.677	216	55.554	204	155
6	25:52.111	24:19.068	94	39.064	216	53.979	202	133	17	2:08.850	36.313	96	38.365	219	54.172	205	251
7	2:07.297	36.030	99	38.181	218	53.086	206	251	18	2:08.517	35.999	96	38.282	219	54.236	205	252
8	2:07.048	35.778	97	38.149	218	53.121	205	252	19	2:08.468	36.101	97	38.178	219	54.189	205	254
9	2:07.129	35.754	97	38.164	218	53.211	205	253	20	2:09.198	36.490	94	38.500	217	54.208	205	254
10	2:11.440	36.794	89	39.830	213	54.816		253	21	2:09.317	36.210	96	38.550	219	54.557	204	254
11	6:34.637	4:57.995	95	39.934	213	56.708	204	119	22	2:16.852	38.197	64	42.361	216	56.294		254

24 Peter Kox, NLD/ Christopher Haase, DEU
theoretical besttime: 2:05.885

1	3:17.247	1:31.420	88	45.907	208	59.920		113	14	2:06.364	35.545	105	37.899	216	52.920	202	246
2	6:04.631	4:29.352	96	40.284	215	54.995	203	155	15	2:06.421	35.448	105	37.893	215	53.080	202	248
3	2:07.010	36.050	106	38.035	216	52.925	203	248	16	2:10.669	37.236	89	39.026	215	54.407	202	247
4	2:06.880	35.736	105	37.928	215	53.216	202	248	17	2:06.497	35.623	105	37.953	216	52.921		248
5	2:11.619	36.650	102	39.300	214	55.669	203	248	18	5:59.490	4:24.956	83	39.810	215	54.724	201	130
6	2:06.287	35.597	104	37.749	216	52.941	203	248	19	2:09.667	36.781	99	38.686	217	54.200	201	247
7	2:11.232	36.707	101	39.932	213	54.593		248	20	2:09.342	36.522	95	38.523	217	54.297	202	247
8	12:21.045	10:47.141	102	39.633	214	54.271	201	135	21	2:09.435	36.759	98	38.572	217	54.104	203	248
9	2:06.302	35.754	104	37.611	216	52.937	201	247	22	2:09.599	36.625	97	38.759	216	54.215	202	248
10	2:06.285	35.584	105	37.838	216	52.863	202	248	23	2:09.766	37.085	95	38.349	217	54.332		249
11	2:06.147	35.411	104	37.815	216	52.921	202	248	24	5:12.216	3:29.967	95	39.310	188	1:02.939	202	153
12	2:16.206	37.195	91	44.212	199	54.799		244	25	2:13.558	37.223	89	39.087	217	57.248		249
13	8:36.949	7:01.948	96	39.709	214	55.292	203	142									

25 Ricardo Zonta, BRA/ Rafael Daniel, BRA
theoretical besttime: 2:07.162

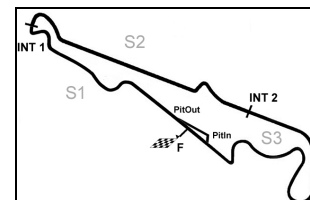
1	3:20.199	1:29.564	77	50.052	200	1:00.583	194	102	15	2:14.767	37.725	95	40.196	211	56.846	199	244
2	2:14.442	38.025	103	40.944	214	55.473	197	238	16	2:14.741	38.025	96	39.308	212	57.408	199	244
3	2:09.253	36.503	97	38.867	216	53.883	202	247	17	2:11.233	37.162	99	38.904	214	55.167	201	247
4	2:08.122	36.056	105	38.379	215	53.687	202	248	18	2:11.826	36.591	99	39.234	215	56.001	199	248
5	2:13.888	35.747	103	42.269	213	55.872		248	19	2:10.889	36.491	99	38.735	214	55.663	199	247
6	7:05.763	5:32.823	98	38.943	213	53.997	202	135	20	2:15.617	40.744	94	39.687	215	55.186	201	246
7	2:07.363	35.739	104	38.210	215	53.414	202	247	21	2:10.821	36.792	98	38.852	215	55.177	200	248
8	2:10.243	35.769	99	38.907	215	55.567		248	22	2:10.956	36.498	95	39.082	213	55.376	200	247
9	8:48.524	7:13.044	96	39.490	211	55.990	200	113	23	2:12.518	37.150	72	40.014	214	55.354	201	246
10	2:07.617	35.882	105	38.200	215	53.535	201	247	24	2:29.895	37.343	87	51.670	196	1:00.882		248
11	2:07.163	35.565	104	38.183	216	53.415	202	246	25	5:28.524	3:46.125	96	42.583	205	59.816	199	126
12	2:09.210	36.279	103	38.376	215	54.555	200	249	26	2:11.807	36.983	95	39.139	214	55.685	201	247
13	2:15.305	38.275	97	42.279	212	54.751		246	27	2:25.610	40.330	88	42.821	181	1:02.459		247
14	9:52.462	8:08.722	84	44.237	210	59.503	200	109									

33 Alexander Margaritis, GRC/ Alfrid Heger, DEU
theoretical besttime: 2:08.181

1	2:44.049	1:02.112	93	43.882	211	58.055		135	12	2:11.092	36.362	93	38.396	211	56.334		246
2	7:53.059	5:38.992	53	1:00.401	168	1:13.666		73	13	9:57.458	8:21.199	91	39.951	209	56.308	196	133
3	11:49.951	10:14.617	97	40.253	210	55.081	198	147	14	2:08.883	36.252	97	38.382	212	54.249	197	245
4	2:11.347	37.553	97	39.266	211	54.528	198	246	15	2:08.927	36.052	99	38.660	209	54.215	196	248
5	2:09.024	36.393	100	38.635	211	53.996	198	246	16	2:11.699	36.388	92	38.329	212	56.982		247
6	2:09.140	36.267	102	39.073	210	53.800	197	247	17	7:28.745	5:54.119	89	39.965	210	54.661	197	137

Paul Ricard HTTT, Length: 5842 m

FIA REGNR:4GT1/4GT3-F.300610


GT1 World Championship
Lap analysis: Free Practice

Lap	Time	SE1	SP1	SE2	SP2	SE3	SP3	TSP	Lap	Time	SE1	SP1	SE2	SP2	SE3	SP3	TSP
7	2:07.300	36.311	101	38.722	211	52.267		245	18	2:09.929	36.639	97	38.882	211	54.408	197	246
8	7:27.516	5:50.621	82	40.165	209	56.730	195	114	19	2:09.791	36.643	95	38.896	211	54.252	195	245
9	2:10.946	37.241	95	39.129	208	54.576	195	244	20	2:10.455	36.585	93	39.086	211	54.784	196	245
10	2:09.420	36.575	93	38.615	210	54.230	196	245	21	2:12.492	37.631	93	40.189	210	54.672		247
11	2:08.827	36.156	94	38.484	211	54.187	196	245									

34 Matteo Bobbi, ITA/ Bert Longin, BEL
theoretical besttime: 2:07.826

1	3:42.768	2:01.225	80	43.416	211	58.127		104	12	2:09.939	36.570	93	38.695	212	54.674	197	248
2	10:45.095	9:09.853	92	40.094	211	55.148	197	115	13	2:09.356	36.345	94	38.502	212	54.509	198	248
3	2:10.031	37.041	100	38.677	213	54.313	197	246	14	2:15.973	38.539	84	40.427	212	57.007		231
4	2:08.779	36.711	100	38.507	213	53.561	198	247	15	13:17.249	11:41.714	99	39.665	209	55.870	195	136
5	2:08.634	36.446	94	38.436	212	53.752	198	248	16	2:10.973	36.693	100	38.991	210	55.289	197	244
6	2:08.292	36.445	100	38.104	213	53.743	199	248	17	2:16.116	38.947	86	40.986	209	56.183		246
7	2:09.010	37.012	95	38.674	214	53.324		248	18	6:55.284	5:08.362	96	41.349	212	1:05.573		144
8	10:49.640	9:14.470	97	39.125	211	56.045	196	114	19	5:42.925	3:57.424	83	45.379	185	1:00.122	196	50
9	2:10.640	36.980	95	38.957	212	54.703	197	245	20	2:13.652	37.817	93	39.925	211	55.910	196	244
10	2:09.406	36.463	94	38.549	211	54.394	197	247	21	2:10.876	37.011	90	39.471	211	54.394		246
11	2:16.548	36.161	94	41.707	179	58.680	198	247									

37 Christoph Bouchut, FRA/ Marc Basseng, DEU
theoretical besttime: 2:07.321

1	4:44.481	2:58.054	82	46.548	204	59.879		99	11	2:07.993	36.162	89	38.553	215	53.278	201	253
2	6:15.845	4:36.773	88	43.369	213	55.703	202	139	12	2:07.695	35.851	92	38.192	216	53.652	201	250
3	2:10.792	36.941	98	39.500	216	54.351	202	249	13	2:08.522	36.633	93	38.766	215	53.123		248
4	2:09.967	36.859	96	39.133	216	53.975	201	251	14	4:15.786	2:35.786	80	43.145	211	56.855	200	143
5	2:09.738	36.518	98	38.780	215	54.440		249	15	2:12.275	37.898	96	39.642	215	54.735	202	247
6	28:15.812	26:40.752	95	39.998	215	55.062	201	151	16	2:09.071	36.450	102	38.646	215	53.975	200	249
7	2:09.630	36.382	96	38.766	216	54.482	201	249	17	2:09.323	36.611	103	39.052	215	53.660	201	249
8	2:13.968	38.563	90	39.805	216	55.600		249	18	2:08.709	36.444	101	38.545	216	53.720	201	249
9	7:01.347	5:19.968	85	41.295	211	1:00.084	201	140	19	2:07.925	36.062	101	38.392	216	53.471	200	249
10	2:09.005	36.494	95	38.441	219	54.070	203	250	20	2:15.523	39.256	86	41.551	204	54.716		196

38 Dominik Schwager, DEU/ Nicky Pastorelli, ITA
theoretical besttime: 2:11.279

1	4:52.676	3:07.839	87	45.342	207	59.495		130	9	12:15.561	10:31.918	80	43.708	211	59.935	200	136
2	4:33.822	2:54.679	96	42.754	216	56.389	202	153	10	2:20.210	39.142	88	41.206	215	59.862	200	246
3	2:13.678	37.865	96	39.780	217	56.033	202	247	11	2:20.304	38.600	92	42.438	208	59.266		248
4	2:11.678	37.211	99	39.084	216	55.383	201	250	12	8:38.499	6:59.014	85	41.762	213	57.723	200	148
5	2:11.432	37.140	95	39.237	216	55.055	201	249	13	2:17.022	38.735	88	40.519	214	57.768	199	247
6	2:12.232	37.182	97	39.334	216	55.716	194	249	14	2:21.419	39.030	89	42.001	212	1:00.388		246
7	2:12.496	37.324	97	39.375	216	55.797	201	247	15	22:15.890	20:35.208	89	42.098	212	58.584	200	126
8	2:13.305	37.574	94	39.951	216	55.780		249	16	2:21.730	39.066	86	43.320	212	59.344		249

40 Bas Leinders, BEL/ Maxime Martin, BEL
theoretical besttime: 2:06.452

1	4:08.651	2:31.394	94	41.377	208	55.880	196	127	9	12:13.044	10:40.451	97	38.662	211	53.931	197	147
2	33:07.676	31:29.626	92	41.297	209	56.753	197	245	10	2:12.169	36.254	99	41.647	211	54.268	197	245
3	2:09.792	36.598	100	38.918	211	54.276	194	245	11	2:07.632	36.093	94	38.185	212	53.354	198	245
4	2:07.909	36.140	102	38.426	212	53.343	197	244	12	2:08.889	35.906	99	38.561	210	54.422	198	247
5	2:06.734	35.830	104	37.873	212	53.031	198	246	13	2:08.430	35.976	99	38.507	212	53.947	198	245
6	2:09.872	35.548	104	37.954	213	56.370		247	14	2:07.290	35.951	101	38.191	212	53.148	199	247
7	8:24.615	6:45.479	94	41.694	185	57.442	197	139	15	2:07.050	36.081	98	38.017	212	52.952		247
8	2:12.950	36.872	100	39.071	211	57.007		245									

41 Renaud Kuppens, BEL/ Markus Palttala, FIN
theoretical besttime: 2:07.643

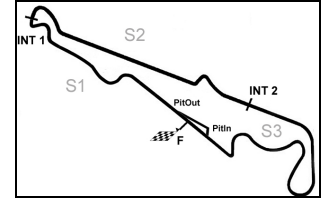
1	3:04.450	1:15.226	80	48.310	205	1:00.914		102	11	2:07.957	35.962	98	38.331	212	53.664	198	249
2	3:13.451						197		12	2:08.204	35.914	88	38.238	213	54.052		249
3	2:09.007	36.463	102	38.365	210	54.179	196	246	13	14:25.335	12:46.531	98	42.115	212	56.689	198	135
4	2:09.392	36.447	102	38.397	211	54.548	196	247	14	2:11.452	36.973	103	39.293	212	55.186	198	247
5	2:09.160	36.708	97	38.354	211	54.098	197	245	15	2:10.132	36.455	102	38.710	212	54.967	198	248
6	2:08.078	36.349	102	38.133	211	53.596	197	247	16	2:09.704	36.321	100	38.854	212	54.529	199	248

Paul Ricard HTTT, Length: 5842 m

FIA REGNR:4GT1/4GT3-F.300610

GT1 World Championship

Lap analysis: Free Practice

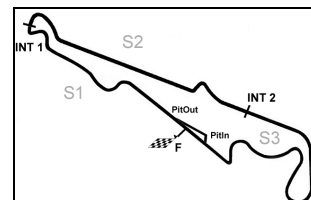


Lap	Time	SE1	SP1	SE2	SP2	SE3	SP3	TSP	Lap	Time	SE1	SP1	SE2	SP2	SE3	SP3	TSP
7	2:09.573	36.139	100	38.998	208	54.436		247	17	2:17.686	36.766	103	40.250	211	1:00.670		248
8	20:18.971	18:44.855	96	39.613	209	54.503	197	152	18	8:56.519	7:21.604	101	39.839	211	55.076	197	151
9	2:09.788	36.430	94	39.204	211	54.154	198	247	19	2:10.040	36.822	102	38.700	212	54.518	199	247
10	2:08.021	36.032	101	38.276	212	53.713	198	248	20	2:09.520	36.720	104	38.718	212	54.082		248

Paul Ricard HTTT, Length: 5842 m

FIA REGNR:4GT1/4GT3-F.300610

GT1 World Championship



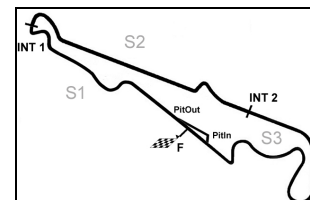
Results Pre Qualifying

Pos	Nr	Team, Car, Driver, Nat	Fastest	Laps	Tsp(km/h)	Gap	Int	Avg(km/h)	Time
1	25	Reiter, Lamborghini Murcielago 670 R-SV Zonta Ricardo , BRA Daniel Rafael , BRA	2:04.922	13	247,71			168,35	15:07:34
2	24	Reiter, Lamborghini Murcielago 670 R-SV Kox Peter , NLD Haase Christopher , DEU	2:05.077	23	248,85	0.155	0.155	168,15	15:15:33
3	1	Vitaphone Racing Team, Maserati MC12 Bertolini Andrea , ITA Bartels Michael , DEU	2:05.157	7	248,28	0.235	0.080	168,04	16:06:52
4	23	Sumo Power GT, Nissan GT - R Krumm Michael , DEU Dumbreck Peter , GBR	2:05.236	18	252,34	0.314	0.079	167,93	15:13:24
5	11	Mad-Croc Racing, Corvette Z06 Hezemans Mike , NLD Maassen Xavier , NLD	2:05.562	9	248,85	0.640	0.326	167,50	15:19:23
6	13	Phoenix Racing /Carsport, Corvette Z06 Piccini Andrea , ITA Hennerici Marc , DEU	2:05.762	11	250,58	0.840	0.200	167,23	16:06:39
7	5	Matech Competition, Ford GT Matech Grosjean Romain , CHE Mutsch Thomas , DEU	2:05.869	23	249,42	0.947	0.107	167,09	15:09:02
8	33	Triple H Team Hegersport, Maserati MC12 Margaritis Alexander , GRC Heger Alfrid , DEU	2:05.993	8	246,01	1.071	0.124	166,92	16:02:32
9	4	Swiss Racing Team, Nissan GT - R Ara Seiji , JPN Nilsson Max , SWE	2:06.047	22	254,12	1.125	0.054	166,85	15:05:04
10	10	Hexis AMR, Aston Martin DB9 Hirschi Jonathan , CHE Piccione Clivio , MCO	2:06.094	15	250,00	1.172	0.047	166,79	16:05:22
11	2	Vitaphone Racing Team, Maserati MC12 Bernoldi Enrique , BRA Ramos Miguel , PRT	2:06.151	10	247,71	1.229	0.057	166,71	16:03:21
12	38	All-Inkl.com Münnich Motorsport, Lamborghini Murcielago 670 R-SV Schwager Dominik , DEU Pastorelli Nicky , ITA	2:06.196	19	249,42	1.274	0.045	166,66	15:10:17
13	12	Mad-Croc Racing, Corvette Z06 Gavin Oliver , GBR Kuismanen Pertti , FIN	2:06.700	11	250,00	1.778	0.504	165,99	15:39:43
14	34	Triple H Team Hegersport, Maserati MC12 Bobbi Matteo , ITA Longin Bert , BEL	2:06.763	8	248,28	1.841	0.063	165,91	15:47:17

Paul Ricard HTTT, Length: 5842 m

FIA REGNR:4GT1/4GT3-F.300610

GT1 World Championship



Results Pre Qualifying

Pos	Nr	Team, Car, Driver, Nat	Fastest	Laps	Tsp(km/h)	Gap	Int	Avg(km/h)	Time
15	22	Sumo Power GT, Nissan GT - R Hughes Warren , GBR Campbell-Walter Jamie , GBR	2:06.816	22	254,12	1.894	0.053	165,84	15:16:55
16	3	Swiss Racing Team, Nissan GT - R Wendlinger Karl , AUT Moser Henri , CHE	2:06.997	19	251,16	2.075	0.181	165,60	15:12:15
17	7	Young Driver AMR, Aston Martin DB9 Turner Darren , GBR Enge Tomas , CZE	<u>2:06.999</u>	9	248,85	2.077	0.002	165,60	16:06:52
18	8	Young Driver AMR, Aston Martin DB9 Nygaard Christoffer , DNK Mücke Stefan , DEU	2:07.228	9	248,85	2.306	0.229	165,30	16:12:58
19	37	All-Inkl.com Münnich Motorsport, Lamborghini Murcielago 670 R-SV Bouchut Christoph , FRA Basseng Marc , DEU	2:07.341	16	248,28	2.419	0.113	165,16	15:12:50
20	9	Hexis AMR, Aston Martin DB9 Accary Thomas , FRA Makowiecki Frederic , FRA	2:07.575	14	250,58	2.653	0.234	164,85	15:11:21
21	40	Marc VDS Racing Team, Ford GT Leinders Bas , BEL Martin Maxime , BEL	<u>2:07.588</u>	15	248,28	2.666	0.013	164,84	16:07:49
22	6	Matech Competition, Ford GT Matech Panis Olivier , FRA Gachnang Natacha , CHE	<u>2:08.408</u>	23	252,34	3.486	0.820	163,78	15:37:29
23	41	Marc VDS Racing Team, Ford GT Kuppens Renaud , BEL Palttala Markus , FIN	2:09.777	16	248,85	4.855	1.369	162,06	15:32:24

Results remain provisional until the outcome of the technical check and the decisions of the Stewards of the Meeting

Publications Time:

- Race Director:

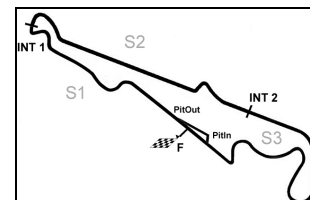
- Time Keeping:

Qualifying Time: 2:42.398

Percent: 130%

Paul Ricard HTTT, Length: 5842 m

FIA REGNR:4GT1/4GT3-F.300610


GT1 World Championship

Lap analysis: Pre Qualifying

Lap	Time	SE1	SP1	SE2	SP2	SE3	SP3	TSP	Lap	Time	SE1	SP1	SE2	SP2	SE3	SP3	TSP
1	Andrea Bertolini, ITA/ Michael Bartels, DEU								theoretical besttime: 2:05.157								
1	44:44.474	43:07.690	97	41.064	210	55.720	198	119	5	2:05.874	35.418	101	37.774	214	52.682	200	247
2	2:06.078	35.461	100	37.886	211	52.731	199	244	6	2:05.157	35.160	103	37.539	216	52.458	201	248
3	2:11.699	38.000	103	39.019	213	54.680		234	7	2:09.719	37.240	96	38.980	214	53.499		220
4	13:38.332	11:56.762	94	47.099	211	54.471	199	132									

2	Enrique Bernoldi, BRA/ Miguel Ramos, PRT								theoretical besttime: 2:05.889								
1	38:49.014	37:07.255	90	44.811	208	56.948	193	94	6	2:06.151	35.655	99	37.670	211	52.826	199	246
2	2:08.427	36.467	100	38.274	210	53.965	197	242	7	2:25.614	40.881	86	42.954	167	1:01.779		248
3	2:06.805	35.393	99	37.809	211	53.603	198	245	8	5:13.080	3:38.899	97	39.639	207	54.542	198	104
4	2:09.233	35.424	95	37.823	212	55.986		247	9	2:06.837	35.491	102	37.817	212	53.529	198	246
5	16:00.784	14:20.074	88	43.438	189	57.272	197	117	10	2:29.739	40.664	91	45.491	187	1:03.584		218

3	Karl Wendlinger, AUT/ Henri Moser, CHE								theoretical besttime: 2:06.522								
1	3:46.317	2:13.158	99	39.290	215	53.869	203	142	11	2:08.748	35.999	99	38.674	216	54.075	204	249
2	2:07.391	36.467	104	38.012	217	52.912	203	249	12	2:11.002	36.224	95	38.716	216	56.062		251
3	2:07.121	35.899	105	38.060	216	53.162	203	249	13	24:36.440	23:01.840	94	39.710	213	54.890	202	136
4	2:07.050	35.786	102	37.953	218	53.311	205	250	14	2:09.252	36.344	98	38.732	216	54.176	203	248
5	2:06.997	35.719	102	37.891	218	53.387	204	251	15	2:12.196	36.445	99	40.225	210	55.526		249
6	2:11.360	36.175	101	39.273	217	55.912		251	16	3:24.254	1:49.204	97	39.142	217	55.908		155
7	6:38.885	5:06.980	103	38.320	217	53.585	203	148	17	11:26.170	9:49.380	97	38.987	215	57.803	201	149
8	2:07.331	35.901	104	38.084	217	53.346	203	251	18	2:11.923	37.049	96	39.227	216	55.647	202	249
9	2:20.115	43.287	99	39.031	217	57.797		250	19	2:17.696	37.767	93	39.730	213	1:00.199		249
10	7:12.180	5:37.369	98	39.303	216	55.508	204	140									

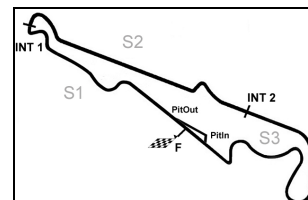
4	Seiji Ara, JPN/ Max Nilsson, SWE								theoretical besttime: 2:05.666								
1	2:58.069	1:22.650	92	40.933	215	54.486	203	110	12	2:08.739	36.201	95	38.463	218	54.075	203	252
2	2:06.047	35.838	102	37.681	219	52.528	203	251	13	2:08.690	36.323	95	38.529	220	53.838	203	253
3	2:13.791	39.902	100	39.346	218	54.543	204	254	14	2:12.783	36.663	93	39.260	218	56.860		254
4	2:06.129	35.558	105	37.625	220	52.946	203	254	15	8:17.382	6:32.971	87	42.424	205	1:01.987		123
5	2:08.706	37.503	103	37.962	220	53.241		211	16	12:11.826	10:35.334	81	41.210	216	55.282	202	121
6	10:16.475	8:44.608	100	38.411	218	53.456	203	116	17	2:09.353	36.547	94	38.739	218	54.067	202	251
7	2:06.259	35.983	103	37.580	219	52.696	204	253	18	2:08.940	36.320	92	38.603	219	54.017	202	253
8	2:07.037	35.831	101	37.874	220	53.332	204	254	19	2:09.206	36.438	91	38.515	219	54.253	202	254
9	2:09.686	36.934	103	37.909	220	54.843		231	20	2:24.631	39.221	94	44.112	214	1:01.298	201	214
10	7:31.844	5:57.857	95	39.503	218	54.484	203	139	21	2:08.982	36.399	91	38.606	219	53.977	203	252
11	2:10.837	36.711	95	38.840	217	55.286	203	253	22	2:21.799	37.582	92	42.803	199	1:01.414		253

5	Romain Grosjean, CHE/ Thomas Mutsch, DEU								theoretical besttime: 2:05.607								
1	2:36.496	59.304	93	41.501	211	55.691	195	115	13	2:06.868	35.864	100	37.945	213	53.059	197	248
2	2:11.731	38.706	95	39.926	213	53.099	197	245	14	2:12.687	40.570	99	38.457	213	53.660	198	248
3	2:07.934	37.324	104	37.935	213	52.675	198	247	15	2:07.588	36.558	100	37.886	214	53.144	198	248
4	2:05.869	35.424	103	37.888	213	52.557	199	247	16	2:11.818	36.093	101	40.397	197	55.328		249
5	2:13.040	36.806	99	39.698	208	56.536		247	17	7:45.149	6:12.175	101	38.753	210	54.221	195	150
6	7:35.074	6:03.245	104	38.813	211	53.016	196	135	18	2:08.327	36.229	102	37.626	199	54.472	197	247
7	2:06.368	35.771	99	37.809	213	52.788	198	246	19	2:08.660	36.297	97	38.502	212	53.861	196	248
8	2:06.303	35.791	103	37.747	213	52.765	197	248	20	2:16.354	38.787	91	41.315	211	56.252		247
9	2:13.785	35.623	101	41.413	211	56.749		247	21	12:10.907	10:37.140	98	39.467	211	54.300	195	151
10	6:23.990	4:48.370	97	40.294	211	55.326	198	131	22	2:08.993	36.534	100	38.417	212	54.042	197	247
11	2:09.781	35.721	102	37.875	213	56.185		247	23	2:10.043	36.740	98	38.883	211	54.420	196	249
12	11:40.432	10:07.856	96	39.016	212	53.560	197	139	24	2:18.021	42.277	97	40.353	209	55.391		211

6	Olivier Panis, FRA/ Natacha Gachnang, CHE								theoretical besttime: 2:08.277								
1	3:32.836	1:53.836	91	41.939	211	57.061	196	113	13	2:12.387	36.203	101	38.429	213	57.755		252
2	2:12.787	37.774	100	39.838	211	55.175	197	247	14	7:29.274	5:55.978	95	38.925	212	54.371	198	128
3	2:10.059	37.027	101	38.664	212	54.368	199	249	15	2:10.146	36.477	96	38.654	212	55.015	198	250
4	2:09.752	36.615	102	38.991	213	54.146	201	251	16	2:09.706	36.654	99	38.636	211	54.416	199	249

Paul Ricard HTTT, Length: 5842 m

FIA REGNR:4GT1/4GT3-F.300610


GT1 World Championship

Lap analysis: Pre Qualifying

Lap	Time	SE1	SP1	SE2	SP2	SE3	SP3	TSP	Lap	Time	SE1	SP1	SE2	SP2	SE3	SP3	TSP
5	2:12.267	36.577	101	38.530	212	57.160		251	17	2:29.693	36.381	96	45.877	157	1:07.435		251
6	8:15.744	6:41.293	99	39.766	213	54.685	200	148	18	15:17.760	13:43.812	95	39.150	211	54.798	197	115
7	2:09.424	36.595	102	38.527	214	54.302	200	250	19	2:09.045	36.315	98	38.461	212	54.269	198	251
8	2:08.930	36.338	102	38.423	214	54.169	200	251	20	2:09.807	36.293	98	38.649	208	54.865		251
9	2:13.616	36.589	102	38.508	215	58.519		251	21	7:04.618	5:30.962	99	39.129	212	54.527	198	150
10	6:06.223	4:33.278	101	38.666	214	54.279	200	152	22	2:08.802	36.248	97	38.408	212	54.146	199	250
11	2:08.742	36.118	102	38.602	215	54.022	201	251	23	2:15.133	38.447	92	40.851	210	55.835	198	252
12	2:08.408	36.249	102	38.265	214	53.894	201	252	24	2:24.408	38.438	89	45.363	174	1:00.607		250

7 Darren Turner, GBR/ Tomas Enge, CZE
theoretical besttime: 2:06.777

1	1:02:36.3	1:01:01.2	87	40.535	211	54.506	197	137	6	3:55.890	2:23.777	102	38.473	214	53.640	199	152
2	2:07.886	35.990	103	38.604	214	53.292	199	246	7	2:07.088	35.602	101	38.136	215	53.350	200	248
3	2:06.999	35.718	103	37.981	215	53.300	198	247	8	2:07.811	36.583	104	37.996	214	53.232	200	247
4	2:07.485	35.735	103	38.246	215	53.504	198	248	9	2:13.414	37.343	101	42.053	216	54.018		235
5	2:07.972	35.564	102	39.327	214	53.081		249									

8 Christoffer Nygaard, DNK/ Stefan Mücke, DEU
theoretical besttime: 2:06.961

1	1:04:26.3	1:02:44.2	91	43.459	211	58.633	198	125	6	2:08.586	36.181	100	38.490	215	53.915		249
2	2:09.074	36.280	104	38.789	214	54.005	199	246	7	3:36.684	2:04.582	99	38.465	214	53.637	199	147
3	2:07.713	35.815	104	38.283	214	53.615	199	248	8	2:07.431	35.939	99	37.901	215	53.591	200	247
4	2:07.577	36.046	104	38.221	214	53.310	199	248	9	2:08.311	36.721	103	38.088	213	53.502		249
5	2:07.228	35.754	103	38.168	213	53.306	199	249									

9 Thomas Accary, FRA/ Frederic Makowiecki, FRA
theoretical besttime: 2:07.009

1	4:56.798	3:21.059	100	40.697	210	55.042	196	141	8	2:19.519	37.897	92	42.910	190	58.712		249
2	2:08.847	36.444	103	38.948	213	53.455	198	247	9	6:57.048	5:19.248	96	41.203	213	56.597	199	155
3	2:07.686	35.978	101	38.272	214	53.436	200	249	10	2:09.136	36.263	99	38.663	213	54.210	199	249
4	2:07.575	35.876	102	38.339	214	53.360	199	250	11	2:09.336	36.209	97	38.662	214	54.465	199	251
5	2:08.651	36.015	102	38.363	214	54.273	200	251	12	2:13.064	36.354	99	37.773	186	58.937		250
6	2:10.672	36.152	100	38.367	214	56.153	200	250	13	10:52.138	9:09.709	97	42.149	166	1:00.280	198	146
7	2:08.596	36.227	101	38.619	213	53.750	199	250	14	2:10.484	36.493	94	38.942	213	55.049	198	248

10 Jonathan Hirschi, CHE/ Clivio Piccione, MCO
theoretical besttime: 2:06.094

1	3:56.207	2:21.197	89	39.931	211	55.079	196	141	9	8:50.197	7:10.642	83	42.445	206	57.110	197	121
2	2:09.090	36.565	99	38.602	212	53.923	198	245	10	2:06.591	35.667	99	37.890	214	53.034	199	247
3	2:08.273	36.293	97	38.196	213	53.784	199	247	11	2:06.094	35.429	100	37.818	215	52.847	199	249
4	2:08.322	36.023	98	38.416	213	53.883	199	248	12	2:07.561	35.679	100	37.889	215	53.993		248
5	2:07.231	36.310	97	38.309	214	52.612		249	13	6:22.271	4:49.555	102	38.447	214	54.269	200	129
6	10:26.058	8:52.904	97	39.170	212	53.984	198	141	14	2:07.716	36.121	101	37.993	215	53.602	200	249
7	2:41.737	36.046	96	38.427	213	1:27.264		248	15	2:35.903	37.027	88	53.553	152	1:05.323		250
8	26:41.562	24:57.662	83	41.824	210	1:02.076		110									

11 Mike Hezemans, NLD/ Xavier Maassen, NLD
theoretical besttime: 2:04.973

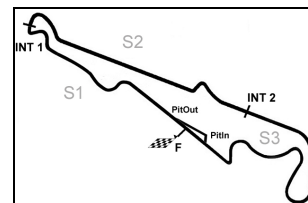
1	17:17.087	15:41.996	92	40.656	210	54.435	199	122	6	2:11.227	35.345	101	40.759	210	55.123		249
2	2:05.562	35.514	103	37.726	213	52.322	200	245	7	7:00.755	5:22.969	91	39.489	208	58.297	200	151
3	2:04.918	35.406	98	37.636	214	51.876		248	8	2:05.720	35.137	101	37.908	213	52.675	200	248
4	5:18.952	3:44.537	95	39.733	213	54.682	201	144	9	2:08.787	35.216	101	37.778	213	55.793		248
5	2:05.603	35.361	102	37.514	213	52.728	201	248									

12 Oliver Gavin, GBR/ Pertti Kuismanen, FIN
theoretical besttime: 2:05.963

1	7:09.391	5:28.968	93	42.825	203	57.598	196	121	7	2:08.947	36.084	104	38.309	214	54.554		248
2	2:10.844	37.197	103	39.390	213	54.257	200	247	8	17:31.077	15:57.957	95	39.144	212	53.976	200	146
3	2:09.108	36.325	102	38.334	214	54.449	199	248	9	2:06.700	35.555	100	37.901	213	53.244	199	248
4	2:08.833	36.353	104	38.114	215	54.366	200	249	10	2:06.700	35.719	102	37.810	213	53.171	200	248
5	2:08.366	35.946	105	37.979	214	54.441	200	249	11	2:07.078	35.237	103	37.555	215	54.286		250
6	2:09.294	36.409	103	38.383	214	54.502	200	249									

Paul Ricard HTTT, Length: 5842 m

FIA REGNR:4GT1/4GT3-F.300610


GT1 World Championship

Lap analysis: Pre Qualifying

Lap	Time	SE1	SP1	SE2	SP2	SE3	SP3	TSP	Lap	Time	SE1	SP1	SE2	SP2	SE3	SP3	TSP
13	Andrea Piccini, ITA/ Marc Hennerici, DEU								theoretical besttime: 2:05.282								
1	31:42.569	30:04.522	91	42.108	211	55.939	198	114	7	2:06.149	35.544	100	37.771	214	52.834	200	249
2	2:06.802	35.985	104	37.865	214	52.952	199	248	8	2:31.424	39.458	86	48.303	201	1:03.663		249
3	2:05.908	35.366	102	37.974	213	52.568	201	249	9	9:47.058	8:11.883	97	37.950	214	57.225	198	153
4	2:05.507	35.108	105	37.751	216	52.648		251	10	2:05.762	35.403	101	37.606	216	52.753	198	250
5	10:00.592	8:27.880	97	38.468	213	54.244	200	146	11	2:08.869	35.212	101	37.734	215	55.923		251
6	2:06.575	35.778	101	37.873	214	52.924	198	249									

Lap	Time	SE1	SP1	SE2	SP2	SE3	SP3	TSP	Lap	Time	SE1	SP1	SE2	SP2	SE3	SP3	TSP
22	Warren Hughes, GBR/ Jamie Campbell-Walter, GBR								theoretical besttime: 2:06.816								
1	3:16.686	1:40.215	90	40.961	211	55.510	201	130	12	2:09.210	36.154	95	38.627	216	54.429	202	253
2	2:07.991	36.244	95	38.333	216	53.414	202	248	13	2:08.224	35.998	97	38.169	218	54.057	203	253
3	2:08.098	35.990	99	38.681	217	53.427		251	14	2:09.196	36.902	96	38.294	218	54.000	201	254
4	7:14.670	5:42.771	98	38.438	216	53.461	202	133	15	2:10.582	36.593	85	39.760	218	54.229		253
5	2:06.816	35.531	100	37.984	217	53.301	202	252	16	13:39.153	12:03.330	93	39.258	214	56.565	202	153
6	2:07.151	35.532	94	38.037	217	53.582	202	252	17	2:12.469	36.436	92	39.335	215	56.698	202	252
7	2:06.327	35.652	98	38.148	218	52.527		252	18	2:11.929	36.807	89	39.784	213	55.338	201	252
8	6:50.230				216	54.218	202	146	19	2:12.030	37.358	90	39.445	216	55.227	202	252
9	2:07.761	35.774	94	38.319	217	53.668	202	252	20	2:13.458	36.963	87	39.669	216	56.826	201	254
10	2:07.415	35.628	94	38.273	217	53.514		254	21	2:13.690	37.298	87	40.331	216	56.061	201	253
11	6:15.548	4:42.425	94	38.949	217	54.174	203	118	22	2:13.725	38.023	86	40.343	215	55.359		252

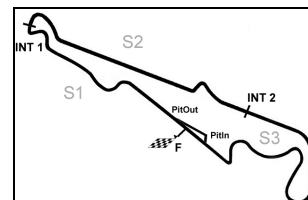
Lap	Time	SE1	SP1	SE2	SP2	SE3	SP3	TSP	Lap	Time	SE1	SP1	SE2	SP2	SE3	SP3	TSP
23	Michael Krumm, DEU/ Peter Dumbreck, GBR								theoretical besttime: 2:05.236								
1	9:09.578	7:29.337	85	43.289	203	56.952	202	126	11	2:06.903	35.837	97	37.920	216	53.146	203	249
2	2:09.216	36.874	92	38.797	215	53.545	202	249	12	2:06.439	35.560	100	37.756	218	53.123	203	251
3	2:05.236	35.036	103	37.494	216	52.706	205	251	13	2:06.647	35.721	99	37.888	218	53.038	202	251
4	2:05.651	35.093	103	37.618	216	52.940	202	251	14	2:06.966	35.605	99	37.955	218	53.406		251
5	2:10.282	35.237	94	38.092	217	56.953		252	15	3:53.549	2:20.738	95	39.171	214	53.640	202	142
6	8:21.954	6:48.325	89	39.901	216	53.728	205	81	16	2:07.287	35.900	99	37.932	217	53.455	204	251
7	2:07.212	35.718	99	38.188	216	53.306	202	249	17	2:07.344	36.024	95	38.003	219	53.317	204	251
8	2:06.406	35.585	101	37.878	217	52.943	204	251	18	2:07.006	35.655	97	37.926	218	53.425	202	252
9	2:11.806	35.549	99	37.875	218	58.382		252	19	2:07.865	35.648	97	38.309	216	53.908		251
10	33:10.935	31:38.429	88	38.733	216	53.773	201	134									

Lap	Time	SE1	SP1	SE2	SP2	SE3	SP3	TSP	Lap	Time	SE1	SP1	SE2	SP2	SE3	SP3	TSP
24	Peter Kox, NLD/ Christopher Haase, DEU								theoretical besttime: 2:05.010								
1	13:27.416	11:50.663	95	42.918	205	53.835	202	126	13	2:07.608	35.791	100	38.074	217	53.743	201	247
2	2:05.077	35.335	105	37.413	216	52.329	201	247	14	2:10.552	36.520	99	38.074	216	55.958		248
3	2:05.386	35.268	106	37.475	217	52.643	202	248	15	10:45.117	9:08.904	95	40.396	211	55.817	201	149
4	2:05.874	35.274	105	37.762	214	52.838	201	247	16	2:08.376	36.063	98	38.353	218	53.960	201	248
5	2:08.583	36.317	101	38.563	216	53.703		247	17	2:07.510	35.864	98	38.158	218	53.488	202	247
6	5:25.478	3:52.318	101	38.545	215	54.615	201	155	18	2:07.564	35.882	98	38.170	217	53.512	201	248
7	2:07.674	35.953	102	38.124	217	53.597	201	247	19	2:07.504	36.092	99	38.145	218	53.267		248
8	2:07.984	36.086	96	38.061	217	53.837	202	248	20	4:59.067	3:24.427	75	40.599	215	54.041	202	132
9	2:07.428	35.925	99	38.058	216	53.445	201	247	21	2:07.713	36.015	98	38.123	216	53.575	201	248
10	2:06.999	35.731	99	38.132	217	53.136	202	248	22	2:08.479	36.344	100	38.185	216	53.950	201	247
11	2:06.750	35.670	98	38.023	217	53.057		249	23	2:14.165	36.584	87	41.426	214	56.155		247
12	10:44.353	9:11.005	91	39.480	216	53.868	201	149									

Lap	Time	SE1	SP1	SE2	SP2	SE3	SP3	TSP	Lap	Time	SE1	SP1	SE2	SP2	SE3	SP3	TSP
25	Ricardo Zonta, BRA/ Rafael Daniel, BRA								theoretical besttime: 2:04.877								
1	3:24.064	1:48.340	91	41.849	214	53.875	201	117	8	2:07.262	35.523	103	38.047	214	53.692	201	246
2	2:05.117	35.096	107	37.599	214	52.422	201	247	9	2:07.630	35.737	99	38.003	216	53.890	199	247
3	2:04.922	35.042	107	37.413	215	52.467	201	247	10	2:21.403	37.545	93	43.176	144	1:00.682		248
4	2:11.666	37.918	98	39.307	215	54.441		246	11	10:28.900	8:51.546	95	41.244	206	56.110	201	128
5	5:27.579	3:50.428	93	40.233	212	56.918	200	122	12	2:06.946	35.565	100	37.953	217	53.428	200	248
6	2:08.862	36.228	99	38.206	214	54.428	201	246	13	2:08.639	35.553	96	38.137	214	54.949		246
7	2:08.021	35.568	104	38.577	214	53.876	201	247									

Paul Ricard HTTT, Length: 5842 m

FIA REGNR:4GT1/4GT3-F.300610


GT1 World Championship

Lap analysis: Pre Qualifying

Lap	Time	SE1	SP1	SE2	SP2	SE3	SP3	TSP	Lap	Time	SE1	SP1	SE2	SP2	SE3	SP3	TSP
33	Alexander Margaritis, GRC/ Alfried Heger, DEU										theoretical besttime: 2:05.921						
1	51:08.899	49:32.842	97	41.707	210	54.350	198	128	5	2:13.293	36.517	90	41.491	212	55.285		246
2	2:14.821	35.980	96	37.661	212	1:01.180		245	6	7:15.172	5:37.060	93	41.469	205	56.643	195	114
3	7:02.251	5:29.757	89	39.059	211	53.435	197	142	7	2:08.605	36.451	99	38.315	210	53.839	196	244
4	2:05.993	35.489	100	37.733	212	52.771	198	245	8	2:33.112	51.257	87	43.263	206	58.592		244

34	Matteo Bobbi, ITA/ Bert Longin, BEL										theoretical besttime: 2:06.291						
1	45:10.072	43:36.305	92	39.937	212	53.830	197	107	5	15:14.933	13:39.604	99	39.230	211	56.099	197	114
2	2:06.763	35.912	99	37.877	213	52.974	198	245	6	2:07.677	36.026	102	37.979	212	53.672	197	245
3	2:07.722	35.838	100	38.453	215	53.431	201	247	7	2:06.870	35.525	103	37.792	212	53.553	198	247
4	2:07.199	36.067	102	37.826	214	53.306	198	248	8	2:24.187	38.941	86	45.707	147	59.539		247

37	Christoph Bouchut, FRA/ Marc Basseng, DEU										theoretical besttime: 2:07.341						
1	4:17.909	2:38.722	95	42.692	206	56.495	199	137	9	7:50.702	6:12.842	93	42.107	211	55.753	199	151
2	2:08.841	36.311	101	38.428	213	54.102	200	248	10	2:11.664	37.105	100	39.429	215	55.130	200	247
3	2:07.722	35.838	100	38.453	215	53.431	201	247	11	2:15.292	38.516	96	40.638	213	56.138		248
4	2:07.878	36.099	101	38.369	215	53.410	200	248	12	25:03.076	23:25.664	89	41.002	213	56.410	199	153
5	2:07.341	35.833	98	38.148	214	53.360	200	248	13	2:12.693	37.350	97	39.569	216	55.774	198	248
6	2:09.891	35.867	97	38.160	214	55.864		246	14	2:16.937	37.863	94	40.683	215	58.391		248
7	7:49.983	6:15.306	84	39.719	213	54.958	200	154	15	8:12.467	6:34.834	93	40.783	202	56.850	198	151
8	2:13.436	36.318	97	38.645	214	58.473		247	16	2:15.928	38.518	92	40.677	213	56.733		247

38	Dominik Schwager, DEU/ Nicky Pastorelli, ITA										theoretical besttime: 2:05.893						
1	6:03.049	4:28.406	95	40.269	215	54.374	200	87	11	2:09.116	36.927	96	38.665	214	53.524	200	243
2	2:07.232	36.153	102	37.902	217	53.177	202	248	12	2:08.065	35.920	98	38.467	213	53.678	199	246
3	2:06.196	35.437	100	37.901	217	52.858	203	248	13	2:07.913	36.025	95	38.175	216	53.713	200	247
4	2:08.447	35.197	104	37.844	217	55.406		249	14	2:07.759	35.957	100	38.220	215	53.582	200	247
5	11:16.321	9:43.722	101	39.023	213	53.576	200	151	15	2:08.021	37.192	99	38.106	216	52.723		220
6	2:07.276	35.830	104	38.357	216	53.089	201	245	16	11:42.981	10:07.178	92	39.758	215	56.045	201	154
7	2:06.660	35.501	104	37.990	215	53.169	201	245	17	2:08.549	35.788	100	38.441	215	54.320	201	248
8	2:06.196	35.405	105	37.939	215	52.852	201	246	18	2:07.359	35.841	99	38.237	216	53.281	201	247
9	2:06.833	35.854	104	38.156	216	52.823		247	19	2:06.924	35.733	99	38.100	216	53.091		247
10	6:14.870	4:40.523	95	39.842	213	54.505	195	150									

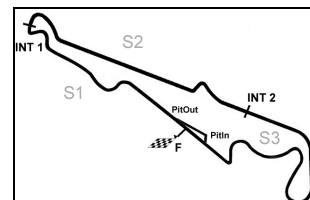
40	Bas Leinders, BEL/ Maxime Martin, BEL										theoretical besttime: 2:07.197						
1	28:21.863	23:26.428	49	2:08.872	50	2:46.563		58	9	2:07.588	36.058	97	38.074	212	53.456	199	248
2	14:40.086	13:01.268	89	41.824	207	56.994	194	118	10	2:14.797	35.847	99	37.932	212	1:01.018		248
3	2:12.999	37.489	86	40.565	209	54.945	196	243	11	6:38.318	5:02.236	95	40.555	211	55.527	197	144
4	2:08.897	36.263	100	38.874	210	53.760		243	12	2:08.484	36.233	100	38.274	212	53.977	198	247
5	5:38.431	4:05.612	94	38.554	211	54.265		129	13	2:13.704	36.817	89	41.524	211	55.363	198	246
6	8:21.698	6:48.540	99	38.771	211	54.387	198	139	14	2:08.878	36.227	96	38.546	213	54.105	198	247
7	2:08.491	36.164	92	38.433	212	53.894	197	247	15	2:10.295	36.758	97	38.667	211	54.870	197	248
8	2:08.792	35.809	99	38.402	207	54.581	198	247	16	2:10.196	36.315	97	38.793	211	55.088	197	247

41	Renaud Kuppens, BEL/ Markus Palttala, FIN										theoretical besttime: 2:09.636						
1	20:29.165	18:49.528	97	42.823	209	56.814	197	131	9	2:10.222	36.652	102	38.772	212	54.798	198	246
2	2:11.262	36.709	101	38.885	211	55.668		245	10	2:11.255	36.580	103	38.762	212	55.913	198	247
3	3:12.454	1:37.641	100	39.495	212	55.318	199	150	11	2:20.028	39.810	99	40.852	212	59.366		238
4	2:10.624	36.897	100	38.717	211	55.010	199	247	12	16:32.449	14:54.788	98	41.110	208	56.551	196	147
5	2:09.956	36.526	103	38.841	212	54.589	197	248	13	2:11.596	37.266	99	39.360	211	54.970	194	246
6	2:09.777	36.653	102	38.521	212	54.603	199	249	14	2:12.294	36.865	95	39.736	211	55.693		247
7	2:24.223	37.856	90	43.549	205	1:02.818		247	15	6:49.483	5:14.700	95	39.586	209	55.197	196	155
8	10:16.122	8:39.466	100	41.138	212	55.518	197	125	16	2:11.323	37.188	98	39.486	210	54.649		245

Paul Ricard HTTT, Length: 5842 m

FIA REGNR:4GT1/4GT3-F.300610

GT1 World Championship



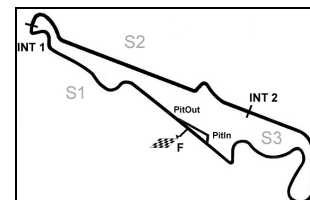
Results Qualifying 3

Pos	Nr	Team, Car, Driver, Nat	Q1	Q2	Q3	Time
1	1	Vitaphone Racing Team, Maserati MC12 Bertolini Andrea , ITA Bartels Michael , DEU	2:04.189	2:04.469	2:03.511	2:03.511
2	24	Reiter, Lamborghini Murcielago 670 R-SV Kox Peter , NLD Haase Christopher , DEU	2:04.729	2:05.098	2:04.028	2:04.028
3	23	Sumo Power GT, Nissan GT - R Krumm Michael , DEU Dumbreck Peter , GBR	2:03.785	2:04.659	2:04.392	2:04.392
4	11	Mad-Croc Racing, Corvette Z06 Hezemans Mike , NLD Maassen Xavier , NLD	2:04.716	2:04.139	2:04.438	2:04.438
5	22	Sumo Power GT, Nissan GT - R Hughes Warren , GBR Campbell-Walter Jamie , GBR	2:04.541	2:05.035	2:04.701	2:04.701
6	37	All-Inkl.com Münnich Motorsport, Lamborghini Murcielago 670 R-SV Bouchut Christoph , FRA Basseng Marc , DEU	2:04.543	2:05.053	2:04.993	2:04.993
7	38	All-Inkl.com Münnich Motorsport, Lamborghini Murcielago 670 R-SV Schwager Dominik , DEU Pastorelli Nicky , ITA	2:05.097	2:05.065	2:05.058	2:05.058
8	8	Young Driver AMR, Aston Martin DB9 Nygaard Christoffer , DNK Mücke Stefan , DEU	2:05.124	2:05.139		2:05.139
9	33	Triple H Team Hegersport, Maserati MC12 Heger Altfred , DEU Margaritis Alexander , GRC	2:05.139	2:05.202		2:05.202
10	2	Vitaphone Racing Team, Maserati MC12 Bernoldi Enrique , BRA Ramos Miguel , PRT	2:04.339	2:05.206		2:05.206
11	13	Phoenix Racing /Carsport, Corvette Z06 Piccini Andrea , ITA Hennerici Marc , DEU	2:03.924	2:05.360		2:05.360
12	34	Triple H Team Hegersport, Maserati MC12 Bobbi Matteo , ITA Longin Bert , BEL	2:04.383	2:05.664		2:05.664
13	25	Reiter, Lamborghini Murcielago 670 R-SV Zonta Ricardo , BRA Daniel Rafael , BRA	2:04.187	2:06.058		2:06.058
14	6	Matech Competition, Ford GT Matech Panis Olivier , FRA Gachnang Natacha , CHE	2:04.624	2:06.110		2:06.110

Paul Ricard HTTT, Length: 5842 m

FIA REGNR:4GT1/4GT3-F.300610

GT1 World Championship



Results Qualifying 3

Pos	Nr	Team, Car, Driver, Nat	Q1	Q2	Q3	Time
15	5	Matech Competition, Ford GT Matech Grosjean Romain , CHE Mutsch Thomas , DEU	2:05.102	2:06.414		2:06.414
16	4	Swiss Racing Team, Nissan GT - R Ara Seiji , JPN Nilsson Max , SWE	2:04.945	2:07.320		2:07.320
17	7	Young Driver AMR, Aston Martin DB9 Turner Darren , GBR Enge Tomas , CZE	2:05.189			2:05.189
18	40	Marc VDS Racing Team, Ford GT Leinders Bas , BEL Martin Maxime , BEL	2:05.262			2:05.262
19	9	Hexis AMR, Aston Martin DB9 Makowiecki Frederic , FRA Accary Thomas , FRA	2:05.330			2:05.330
20	12	Mad-Croc Racing, Corvette Z06 Gavin Oliver , GBR Kuismanen Pertti , FIN	2:05.334			2:05.334
21	3	Swiss Racing Team, Nissan GT - R Wendlinger Karl , AUT Moser Henri , CHE	2:05.387			2:05.387
22	10	Hexis AMR, Aston Martin DB9 Hirschi Jonathan , CHE Piccione Clivio , MCO	2:05.637			2:05.637
23	41	Marc VDS Racing Team, Ford GT Palttala Markus , FIN Kuppens Renaud , BEL	2:05.703			2:05.703

Results remain provisional until the outcome of the technical check and the decisions of the Stewards of the Meeting

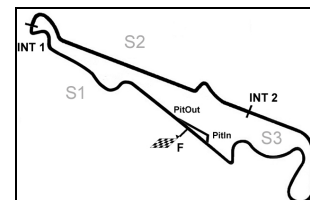
Publications Time:

- Race Director:

- Time Keeping:

Paul Ricard HTTT, Length: 5842 m

FIA REGNR:4GT1/4GT3-F.300610



GT1 World Championship

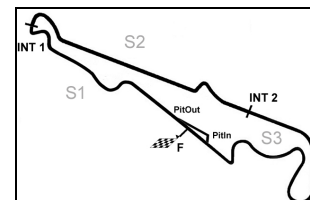
Results Qualifying 1

Pos	Nr	Team, Car, Driver, Nat	Fastest	Laps	Tsp(km/h)	Gap	Int	Avg(km/h)	Time
1	23	Sumo Power GT, Nissan GT - R Krumm Michael , DEU Dumbreck Peter , GBR	2:03.785	5	250,58			169,90	11:06:47
2	13	Phoenix Racing /Carsport, Corvette Z06 Piccini Andrea , ITA Hennerici Marc , DEU	<u>2:03.924</u>	6	250,58	0.139	0.139	169,71	11:06:22
3	25	Reiter, Lamborghini Murcielago 670 R-SV Zonta Ricardo , BRA Daniel Rafael , BRA	2:04.187	4	246,58	0.402	0.263	169,35	10:53:09
4	1	Vitaphone Racing Team, Maserati MC12 Bertolini Andrea , ITA Bartels Michael , DEU	2:04.189	3	246,01	0.404	0.002	169,35	10:53:03
5	2	Vitaphone Racing Team, Maserati MC12 Bernoldi Enrique , BRA Ramos Miguel , PRT	2:04.339	6	246,58	0.554	0.150	169,14	11:06:03
6	34	Triple H Team Hegersport, Maserati MC12 Bobbi Matteo , ITA Longin Bert , BEL	2:04.383	7	247,14	0.598	0.044	169,08	11:03:26
7	22	Sumo Power GT, Nissan GT - R Hughes Warren , GBR Campbell-Walter Jamie , GBR	2:04.541	5	252,93	0.756	0.158	168,87	11:05:52
8	37	All-Inkl.com Münnich Motorsport, Lamborghini Murcielago 670 R-SV Bouchut Christoph , FRA Basseng Marc , DEU	2:04.543	9	246,01	0.758	0.002	168,87	11:06:14
9	6	Matech Competition, Ford GT Matech Panis Olivier , FRA Gachnang Natacha , CHE	2:04.624	8	252,34	0.839	0.081	168,76	11:03:35
10	11	Mad-Croc Racing, Corvette Z06 Hezemans Mike , NLD Maassen Xavier , NLD	2:04.716	6	248,28	0.931	0.092	168,63	11:05:57
11	24	Reiter, Lamborghini Murcielago 670 R-SV Kox Peter , NLD Haase Christopher , DEU	2:04.729	4	246,58	0.944	0.013	168,62	10:52:27
12	4	Swiss Racing Team, Nissan GT - R Ara Seiji , JPN Nilsson Max , SWE	<u>2:04.945</u>	8	252,93	1.160	0.216	168,32	11:07:27
13	38	All-Inkl.com Münnich Motorsport, Lamborghini Murcielago 670 R-SV Schwager Dominik , DEU Pastorelli Nicky , ITA	2:05.097	9	248,85	1.312	0.152	168,12	11:07:12
14	5	Matech Competition, Ford GT Matech Grosjean Romain , CHE Mutsch Thomas , DEU	2:05.102	8	247,71	1.317	0.005	168,11	11:03:31

Paul Ricard HTTT, Length: 5842 m

FIA REGNR:4GT1/4GT3-F.300610

GT1 World Championship



Results Qualifying 1

Pos	Nr	Team, Car, Driver, Nat	Fastest	Laps	Tsp(km/h)	Gap	Int	Avg(km/h)	Time
15	8	Young Driver AMR, Aston Martin DB9 Nygaard Christoffer , DNK Mücke Stefan , DEU	2:05.124	8	248,85	1.339	0.022	168,08	11:03:42
16	33	Triple H Team Hegersport, Maserati MC12 Heger Alfrid , DEU Margaritis Alexander , GRC	2:05.139	9	246,58	1.354	0.015	168,06	11:05:15
17	7	Young Driver AMR, Aston Martin DB9 Turner Darren , GBR Enge Tomas , CZE	2:05.189	7	248,28	1.404	0.050	168,00	11:06:18
18	40	Marc VDS Racing Team, Ford GT Leinders Bas , BEL Martin Maxime , BEL	2:05.262	7	247,71	1.477	0.073	167,90	11:08:13
19	9	Hexis AMR, Aston Martin DB9 Makowiecki Frederic , FRA Accary Thomas , FRA	2:05.330	5	249,42	1.545	0.068	167,81	11:08:41
20	12	Mad-Croc Racing, Corvette Z06 Gavin Oliver , GBR Kuismanen Pertti , FIN	2:05.334	3	248,28	1.549	0.004	167,80	10:54:05
21	3	Swiss Racing Team, Nissan GT - R Wendlinger Karl , AUT Moser Henri , CHE	2:05.387	6	252,34	1.602	0.053	167,73	11:06:37
22	10	Hexis AMR, Aston Martin DB9 Hirschi Jonathan , CHE Piccione Clivio , MCO	2:05.637	6	250,58	1.852	0.250	167,40	11:06:31
23	41	Marc VDS Racing Team, Ford GT Palttala Markus , FIN Kuppens Renaud , BEL	2:05.703	8	248,85	1.918	0.066	167,31	11:05:54

Results remain provisional until the outcome of the technical check and the decisions of the Stewards of the Meeting

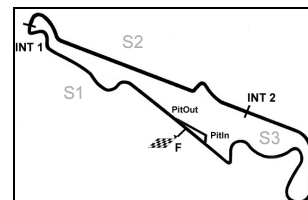
Publications Time:

- Race Director:

- Time Keeping:

Paul Ricard HTTT, Length: 5842 m

FIA REGNR:4GT1/4GT3-F.300610

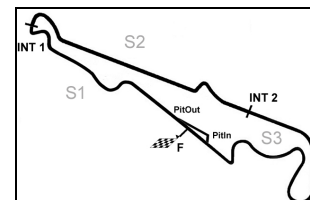

GT1 World Championship

Lap analysis: Qualifying 1

Lap	Time	SE1	SP1	SE2	SP2	SE3	SP3	TSP	Lap	Time	SE1	SP1	SE2	SP2	SE3	SP3	TSP
1 Andrea Bertolini, ITA/ Michael Bartels, DEU									theoretical besttime: 2:04.021								
1	5:58.817	4:25.338	96	39.375	212	54.104	199	116	3	2:19.221	34.853	104	37.569	174	1:06.799		246
2	2:04.189	35.021	105	37.134	215	52.034	199	244									
2 Enrique Bernoldi, BRA/ Miguel Ramos, PRT									theoretical besttime: 2:04.260								
1	9:07.053	7:28.886	66	41.890	210	56.277	198	128	4	2:05.074	35.549	104	37.384	215	52.141	199	245
2	2:58.660	49.369	81	53.219	158	1:16.072		244	5	2:04.339	35.055	104	37.064	215	52.220	199	247
3	4:47.818	3:08.634	95	40.950	208	58.234	198	137	6	2:46.471	47.688	81	50.426	183	1:08.357		196
3 Karl Wendlinger, AUT/ Henri Moser, CHE									theoretical besttime: 2:05.205								
1	7:11.706	5:33.243	92	41.756	206	56.707	203	109	5	2:05.387	35.323	95	37.309	220	52.755	204	252
2	2:06.757	36.008	100	37.935	220	52.814		248	6	2:05.509	35.216	104	37.462	220	52.831	205	251
3	8:07.985	6:31.984	95	39.039	219	56.962	204	140	7	2:11.326	35.417	101	37.565	220	58.344		252
4	2:05.757	35.570	102	37.507	221	52.680	205	251									
4 Seiji Ara, JPN/ Max Nilsson, SWE									theoretical besttime: 2:04.931								
1	2:45.575	1:09.292	97	40.880	218	55.403	203	129	6	2:05.388	35.623	103	37.317	222	52.448	204	252
2	2:08.239	36.722	102	37.915	220	53.602	204	252	7	2:04.945	35.172	103	37.331	222	52.442	204	252
3	2:07.343	36.102	100	37.681	221	53.560	203	252	8	2:11.520	37.191	102	39.885	221	54.444	205	252
4	2:08.306	36.198	103	37.951	222	54.157		253	9	2:19.014	35.491	103	41.992	216	1:01.531		252
5	9:07.931	7:35.107	94	39.604	220	53.220	203	119									
5 Romain Grosjean, CHE/ Thomas Mutsch, DEU									theoretical besttime: 2:05.041								
1	2:34.162	58.823	95	40.604	212	54.735	198	142	6	2:05.404	35.143	104	37.359	215	52.902	197	248
2	2:12.701	36.450	99	39.386	187	56.865	197	247	7	2:11.742	37.339	94	40.333	214	54.070	198	248
3	2:09.881	36.368	98	39.673	212	53.840		248	8	2:05.568	35.460	104	37.365	215	52.743	198	246
4	9:29.613	7:57.858	100	38.591	213	53.164	197	146	9	2:22.015	40.270	95	41.601	199	1:00.144		248
5	2:05.102	35.204	105	37.289	216	52.609	198	246									
6 Olivier Panis, FRA/ Natacha Gachnang, CHE									theoretical besttime: 2:04.616								
1	2:34.715	59.802	90	40.067	215	54.846	198	148	5	5:10.958	3:36.066	93	41.027	200	53.865	200	151
2	2:34.030	58.689	83	40.938	213	54.403		248	6	2:04.624	35.039	103	37.139	215	52.446	200	251
3	3:31.930	1:59.409	79	39.480	214	53.041	200	144	7	2:04.910	35.031	102	37.331	215	52.548	201	252
4	2:39.359	36.802	74	55.751	141	1:06.806		251	8	2:17.867	35.962	91	44.787	205	57.118		251
7 Darren Turner, GBR/ Tomas Enge, CZE									theoretical besttime: 2:05.052								
1	2:51.382	1:14.961	101	39.242	214	57.179	199	143	5	2:05.523	35.518	102	37.472	216	52.533	200	246
2	2:07.153	35.940	103	37.843	216	53.370	200	247	6	2:05.189	35.197	107	37.328	216	52.664	200	248
3	2:07.440	36.381	105	37.901	216	53.158		248	7	2:09.151	36.369	102	38.407	216	54.375	200	247
4	10:01.243	8:13.581	98	41.500	214	1:06.162	199	121	8	2:06.026	35.191	104	37.569	216	53.266	200	248
8 Christoffer Nygaard, DNK/ Stefan Mücke, DEU									theoretical besttime: 2:04.939								
1	2:56.285	1:16.639	94	42.512	216	57.134	199	144	5	2:05.124	35.327	107	37.344	217	52.453	199	246
2	2:08.011	36.388	105	38.167	215	53.456	200	248	6	2:05.227	35.142	105	37.460	216	52.625	199	248
3	2:07.602	36.593	102	37.935	217	53.074		249	7	2:05.721	35.196	106	37.538	217	52.987	199	247
4	9:24.749	7:46.910	93	41.070	213	56.769	199	150	8	2:06.499	35.369	105	37.629	216	53.501		248
9 Frederic Makowiecki, FRA/ Thomas Accary, FRA									theoretical besttime: 2:05.114								
1	9:59.300	8:13.233	90	41.421	212	1:04.646		113	4	2:11.506	35.169	101	37.555	213	58.782	200	249
2	7:19.410	5:28.875	88	40.509	214	1:10.026	198	104	5	2:05.330	35.173	103	37.386	216	52.771	199	249
3	2:05.606	35.657	102	37.390	216	52.559	199	247	6	2:08.434	35.312	101	37.607	215	55.515		249

Paul Ricard HTTT, Length: 5842 m

FIA REGNR:4GT1/4GT3-F.300610

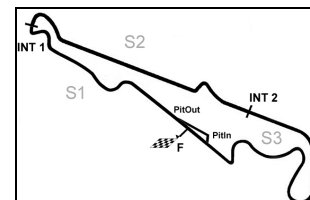

GT1 World Championship

Lap analysis: Qualifying 1

Lap	Time	SE1	SP1	SE2	SP2	SE3	SP3	TSP	Lap	Time	SE1	SP1	SE2	SP2	SE3	SP3	TSP
10 Jonathan Hirschi, CHE/ Clivio Piccione, MCO									theoretical besttime: 2:05.398								
1	7:55.781	6:09.498	87	47.782	181	58.501	200	119	5	2:05.637	35.235	104	37.398	218	53.004	201	251
2	2:24.173	36.075	103	37.550	216	1:10.548		248	6	2:06.060	35.530	100	37.521	218	53.009	201	249
3	6:59.987	5:08.911	82	40.717	216	1:10.359	200	109	7	2:28.401	43.120	89	45.946	194	59.335		235
4	2:06.004	35.779	102	37.460	217	52.765	202	249									
11 Mike Hezemans, NLD/ Xavier Maassen, NLD									theoretical besttime: 2:04.597								
1	8:22.268	6:49.791	95	39.046	213	53.431	200	143	4	2:04.825	35.115	103	37.380	214	52.330	200	247
2	2:28.367	35.524	104	45.575	147	1:07.268		247	5	2:04.716	34.982	102	37.285	216	52.449	202	248
3	5:56.758	4:16.518	95	43.285	210	56.955	200	149	6	2:12.364	38.007	96	39.914	213	54.443		230
12 Oliver Gavin, GBR/ Pertti Kuismanen, FIN									theoretical besttime: 2:05.334								
1	6:59.490	5:13.255	101	40.099	211	1:06.136	199	145	3	2:50.639	40.748	72	56.449	160	1:13.442		248
2	2:05.334	35.626	101	37.283	215	52.425	200	247									
13 Andrea Piccini, ITA/ Marc Hennerici, DEU									theoretical besttime: 2:03.860								
1	7:46.741	6:12.924	98	39.927	213	53.890	200	121	4	2:04.666	35.363	102	37.168	217	52.135	201	248
2	2:25.454	35.414	101	37.346	215	1:12.694		248	5	2:03.924	34.773	103	36.952	216	52.199	201	251
3	7:01.218	5:18.810	98	44.230	181	58.178	202	138	6	2:30.786	40.604	93	46.180	152	1:04.002		237
22 Warren Hughes, GBR/ Jamie Campbell-Walter, GBR									theoretical besttime: 2:04.529								
1	10:52.821	8:54.256	83	51.310	184	1:07.255		96	4	2:04.541	35.077	102	37.111	220	52.353	203	253
2	5:48.504	4:11.204	86	41.554	216	55.746	203	143	5	2:22.521	40.886	89	42.027	186	59.608		220
3	2:05.905	35.345	100	37.099	219	53.461	203	251									
23 Michael Krumm, DEU/ Peter Dumbreck, GBR									theoretical besttime: 2:03.785								
1	10:24.770	8:32.181	53	43.622	152	1:08.967		122	4	2:03.785	34.789	103	37.086	220	51.910	205	251
2	7:11.023	5:35.117	90	40.035	212	55.871	200	123	5	2:30.538	42.933	85	47.473	182	1:00.132		230
3	2:07.326	36.727	93	38.004	219	52.595	204	248									
24 Peter Kox, NLD/ Christopher Haase, DEU									theoretical besttime: 2:04.628								
1	3:17.594	1:38.560	95	43.158	193	55.876	200	121	3	2:04.729	35.239	104	37.095	219	52.395	201	247
2	2:04.919	35.437	105	37.188	218	52.294	203	246	4	2:25.820	39.523	92	43.471	194	1:02.826		242
25 Ricardo Zonta, BRA/ Rafael Daniel, BRA									theoretical besttime: 2:04.167								
1	4:00.377	2:26.296	91	40.274	216	53.807	202	131	3	2:04.187	34.931	106	37.032	220	52.224	202	247
2	2:04.850	35.472	107	37.174	217	52.204	203	245	4	2:40.010	41.641	88	49.777	175	1:08.592		247
33 Altfred Heger, DEU/ Alexander Margaritis, GRC									theoretical besttime: 2:04.904								
1	2:37.464	1:01.940	97	39.845	210	55.679	198	121	6	6:27.992	4:56.629	101	38.086	213	53.277	197	126
2	2:06.546	36.040	100	37.813	212	52.693	198	247	7	2:05.139	35.527	100	37.375	213	52.237	197	244
3	2:05.855	35.598	104	37.455	213	52.802	197	247	8	2:05.236	35.545	95	37.140	216	52.551	198	245
4	2:05.506	35.582	99	37.285	214	52.639	198	245	9	2:05.561	35.530	101	37.327	213	52.704	198	245
5	2:47.167	41.167	83	54.029	148	1:11.971		236	10	2:29.671	38.219	87	46.556	195	1:04.896		245
34 Matteo Bobbi, ITA/ Bert Longin, BEL									theoretical besttime: 2:04.383								
1	2:36.747	1:00.665	99	40.022	213	56.060	198	143	5	5:53.877	4:23.103	106	37.723	213	53.051	198	153
2	2:06.131	35.842	105	37.926	213	52.363	198	247	6	2:04.383	35.065	106	37.187	216	52.131	198	245
3	2:05.875	35.591	103	37.634	214	52.650		247	7	2:18.444	35.208	105	38.959	167	1:04.277		247
4	3:39.540	1:50.178	94	41.233	165	1:08.129		145									

Paul Ricard HTTT, Length: 5842 m

FIA REGNR:4GT1/4GT3-F.300610


GT1 World Championship

Lap analysis: Qualifying 1

Lap	Time	SE1	SP1	SE2	SP2	SE3	SP3	TSP	Lap	Time	SE1	SP1	SE2	SP2	SE3	SP3	TSP
37	Christoph Bouchut, FRA/ Marc Basseng, DEU								theoretical besttime: 2:04.304								
1	2:43.459	1:06.511	97	40.418	214	56.530	200	143	6	5:21.308	3:36.567	100	39.397	213	1:05.344	199	132
2	2:05.314	35.462	102	37.451	216	52.401	201	246	7	2:05.047	35.397	98	37.467	216	52.183	200	243
3	2:05.143	35.090	102	37.534	216	52.519	198	245	8	2:04.543	35.135	100	37.300	216	52.108	200	245
4	2:04.786	34.977	102	37.384	217	52.425	200	244	9	2:04.954	35.059	101	37.219	216	52.676	198	244
5	2:44.669	38.586	88	53.611	144	1:12.472		244	10	2:06.363	35.362	98	38.125	212	52.876	200	244

38	Dominik Schwager, DEU/ Nicky Pastorelli, ITA								theoretical besttime: 2:04.975								
1	2:48.310	1:12.781	101	39.484	218	56.045	201	149	6	5:54.794	4:22.805	103	38.837	217	53.152	200	154
2	2:08.761	35.790	106	37.545	218	55.426	203	249	7	2:05.221	35.311	106	37.271	219	52.639	201	247
3	2:12.276	39.682	93	38.553	219	54.041	199	247	8	2:05.097	35.279	107	37.348	220	52.470	201	247
4	2:05.110	35.328	106	37.331	219	52.451	201	245	9	2:05.691	35.253	106	37.443	219	52.995	199	246
5	2:52.789	43.284	89	52.786	163	1:16.719		198	10	2:13.779	37.856	103	41.298	209	54.625		206

40	Bas Leinders, BEL/ Maxime Martin, BEL								theoretical besttime: 2:04.903								
1	5:00.749	3:16.184	90	43.875	158	1:00.690	198	135	5	2:05.697	35.728	103	37.464	215	52.505	199	246
2	2:14.318	37.455	95	39.259	214	57.604		248	6	2:05.341	35.312	101	37.142	216	52.887	198	247
3	3:45.876	1:43.494	98	52.185	115	1:10.197		134	7	2:05.262	35.358	104	37.164	216	52.740	198	247
4	5:55.819	4:14.695	92	40.678	206	1:00.446	198	129	8	2:05.626	35.256	102	37.335	214	53.035	198	247

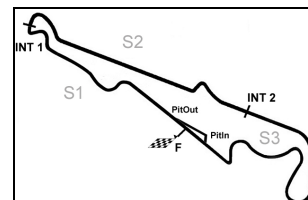
41	Markus Palttala, FIN/ Renaud Kuppens, BEL								theoretical besttime: 2:05.703								
1	7:13.844	5:39.545	99	40.435	213	53.864	198	148	5	2:06.232	35.701	105	37.652	214	52.879	199	248
2	2:06.349	35.795	103	37.711	214	52.843	199	248	6	2:05.703	35.397	105	37.508	213	52.798	198	249
3	2:59.932	48.227	75	57.282	145	1:14.423		191	7	2:06.388	35.705	104	37.623	215	53.060	199	248
4	4:22.662	2:48.032	101	38.034	214	56.596	198	157	8	2:08.071	36.337	99	38.192	213	53.542		247

Paul Ricard HTTT, Length: 5842 m

FIA REGNR:4GT1/4GT3-F.300610

GT1 World Championship

Top Speed List Qualifying 1



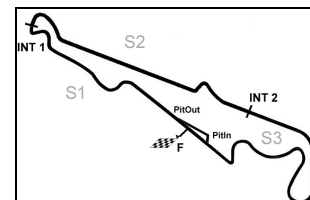
Nr	Team, Car, Driver, Nat	Top speed
22	Sumo Power GT, Nissan GT - R Hughes Warren , Campbell-Walter Jamie ,	253 km/h
4	Swiss Racing Team, Nissan GT - R Ara Seiji , Nilsson Max ,	253 km/h
6	Matech Competition, Ford GT Matech Panis Olivier , Gachnang Natacha ,	252 km/h
3	Swiss Racing Team, Nissan GT - R Wendlinger Karl , Moser Henri ,	252 km/h
13	Phoenix Racing /Carsport, Corvette Z06 Piccini Andrea , Hennerici Marc ,	251 km/h
23	Sumo Power GT, Nissan GT - R Krumm Michael , Dumbreck Peter ,	251 km/h
10	Hexis AMR, Aston Martin DB9 Hirschi Jonathan , Piccione Clivio ,	251 km/h
9	Hexis AMR, Aston Martin DB9 Makowiecki Frederic , Accary Thomas ,	249 km/h
8	Young Driver AMR, Aston Martin DB9 Nygaard Christoffer , Mücke Stefan ,	249 km/h
41	Marc VDS Racing Team, Ford GT Palttala Markus , Kuppens Renaud ,	249 km/h
38	All-Inkl.com Münnich Motorsport, Lamborghini Mur Schwager Dominik , Pastorelli Nicky ,	249 km/h
12	Mad-Croc Racing, Corvette Z06 Gavin Oliver , Kuismanen Pertti ,	248 km/h

Paul Ricard HTTT, Length: 5842 m

FIA REGNR:4GT1/4GT3-F.300610

GT1 World Championship

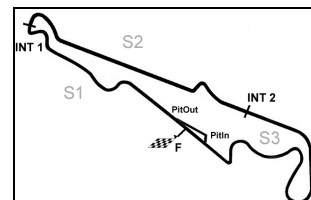
Top Speed List Qualifying 1



Nr	Team, Car, Driver, Nat	Top speed
11	Mad-Croc Racing, Corvette Z06 Hezemans Mike , Maassen Xavier ,	248 km/h
7	Young Driver AMR, Aston Martin DB9 Turner Darren , Enge Tomas ,	248 km/h
40	Marc VDS Racing Team, Ford GT Leinders Bas , Martin Maxime ,	248 km/h
5	Matech Competition, Ford GT Matech Grosjean Romain , Mutsch Thomas ,	248 km/h
34	Triple H Team Hegersport, Maserati MC12 Bobbi Matteo , Longin Bert ,	247 km/h
33	Triple H Team Hegersport, Maserati MC12 Heger Altfrid , Margaritis Alexander ,	247 km/h
25	Reiter, Lamborghini Murcielago 670 R-SV Zonta Ricardo , Daniel Rafael ,	247 km/h
2	Vitaphone Racing Team, Maserati MC12 Bernoldi Enrique , Ramos Miguel ,	247 km/h
24	Reiter, Lamborghini Murcielago 670 R-SV Kox Peter , Haase Christopher ,	247 km/h
1	Vitaphone Racing Team, Maserati MC12 Bertolini Andrea , Bartels Michael ,	246 km/h
37	All-Inkl.com Münnich Motorsport, Lamborghini Mur Bouchut Christoph , Basseng Marc ,	246 km/h
SC	, Nissan 350Z ,	km/h

Paul Ricard HTTT, Length: 5842 m

FIA REGNR:4GT1/4GT3-F.300610

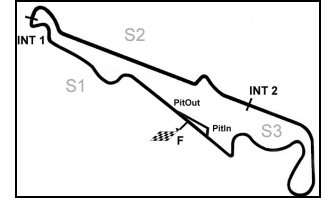

GT1 World Championship
Results Qualifying 2

Pos	Nr	Team, Car, Driver, Nat	Fastest	Laps	Tsp(km/h)	Gap	Int	Avg(km/h)	Time
1	11	Mad-Croc Racing, Corvette Z06 Hezemans Mike , NLD Maassen Xavier , NLD	2:04.139	5	250,00			169,42	11:27:36
2	1	Vitaphone Racing Team, Maserati MC12 Bertolini Andrea , ITA Bartels Michael , DEU	2:04.469	4	248,28	0.330	0.330	168,97	11:24:56
3	23	Sumo Power GT, Nissan GT - R Krumm Michael , DEU Dumbreck Peter , GBR	<u>2:04.659</u>	5	251,75	0.520	0.190	168,71	11:29:15
4	22	Sumo Power GT, Nissan GT - R Hughes Warren , GBR Campbell-Walter Jamie , GBR	2:05.035	6	253,52	0.896	0.376	168,20	11:29:52
5	37	All-Inkl.com Münnich Motorsport, Lamborghini Murcielago 670 R-SV Bouchut Christoph , FRA Basseng Marc , DEU	2:05.053	6	247,14	0.914	0.018	168,18	11:24:29
6	38	All-Inkl.com Münnich Motorsport, Lamborghini Murcielago 670 R-SV Schwager Dominik , DEU Pastorelli Nicky , ITA	2:05.065	5	245,45	0.926	0.012	168,16	11:24:03
7	24	Reiter, Lamborghini Murcielago 670 R-SV Kox Peter , NLD Haase Christopher , DEU	2:05.098	4	246,58	0.959	0.033	168,12	11:23:59
8	8	Young Driver AMR, Aston Martin DB9 Nygaard Christoffer , DNK Mücke Stefan , DEU	2:05.139	5	248,85	1.000	0.041	168,06	11:29:51
9	33	Triple H Team Hegersport, Maserati MC12 Heger Alfrid , DEU Margaritis Alexander , GRC	2:05.202	5	246,58	1.063	0.063	167,98	11:25:26
10	2	Vitaphone Racing Team, Maserati MC12 Bernoldi Enrique , BRA Ramos Miguel , PRT	2:05.206	6	247,14	1.067	0.004	167,97	11:23:49
11	13	Phoenix Racing /Carsport, Corvette Z06 Piccini Andrea , ITA Hennerici Marc , DEU	2:05.360	6	250,58	1.221	0.154	167,77	11:29:25
12	34	Triple H Team Hegersport, Maserati MC12 Bobbi Matteo , ITA Longin Bert , BEL	<u>2:05.664</u>	6	247,71	1.525	0.304	167,36	11:31:06
13	25	Reiter, Lamborghini Murcielago 670 R-SV Zonta Ricardo , BRA Daniel Rafael , BRA	2:06.058	5	247,14	1.919	0.394	166,84	11:25:09
14	6	Matech Competition, Ford GT Matech Panis Olivier , FRA Gachnang Natacha , CHE	2:06.110	6	251,75	1.971	0.052	166,77	11:26:33

Paul Ricard HTTT, Length: 5842 m

FIA REGNR:4GT1/4GT3-F.300610

GT1 World Championship



Results Qualifying 2

Pos	Nr	Team, Car, Driver, Nat	Fastest	Laps	Tsp(km/h)	Gap	Int	Avg(km/h)	Time
15	5	Matech Competition, Ford GT Matech Grosjean Romain , CHE Mutsch Thomas , DEU	<u>2:06.414</u>	5	247,71	2.275	0.304	166,37	11:29:29
16	4	Swiss Racing Team, Nissan GT - R Ara Seiji , JPN Nilsson Max , SWE	2:07.320	6	252,93	3.181	0.906	165,18	11:26:48

Results remain provisional until the outcome of the technical check and the decisions of the Stewards of the Meeting

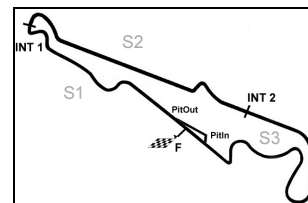
Publications Time:

- Race Director:

- Time Keeping:

Paul Ricard HTTT, Length: 5842 m

FIA REGNR:4GT1/4GT3-F.300610

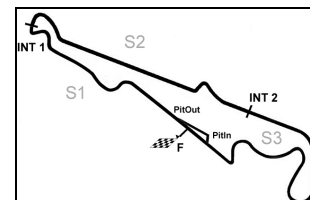

GT1 World Championship

Lap analysis: Qualifying 2

Lap	Time	SE1	SP1	SE2	SP2	SE3	SP3	TSP	Lap	Time	SE1	SP1	SE2	SP2	SE3	SP3	TSP
1 Andrea Bertolini, ITA/ Michael Bartels, DEU									theoretical besttime: 2:04.236								
1	3:46.777	2:14.247	100	38.939	211	53.591	200	142	3	2:04.469	34.955	105	37.191	215	52.323	200	247
2	2:04.626	35.194	101	37.342	214	52.090	200	245	4	2:10.967	37.940	96	39.666	214	53.361		248
2 Enrique Bernoldi, BRA/ Miguel Ramos, PRT									theoretical besttime: 2:05.206								
1	2:37.825	1:03.939	98	39.136	211	54.750	199	119	5	3:14.688	1:42.444	101	38.658	213	53.586	199	127
2	2:05.691	35.397	101	37.659	214	52.635	199	244	6	2:11.187	35.690	89	38.587	205	56.910	200	247
3	2:05.206	35.186	101	37.415	213	52.605	199	245	7	2:05.707	35.227	100	37.475	213	53.005	200	247
4	2:07.177	35.499	101	37.719	213	53.959		247									
4 Seiji Ara, JPN/ Max Nilsson, SWE									theoretical besttime: 2:05.539								
1	3:23.361	1:38.730	88	44.596	154	1:00.035	203	127	5	2:07.810	35.926	98	38.046	218	53.838	203	253
2	2:10.189	36.445	90	36.177	222	57.567	203	252	6	2:18.791	39.882	65	41.353	216	57.556	204	213
3	2:07.745	36.088	95	37.799	221	53.858	203	252	7	2:10.944	36.154	82	39.882	219	54.908		252
4	2:07.320	35.970	90	37.914	219	53.436	204	252									
5 Romain Grosjean, CHE/ Thomas Mutsch, DEU									theoretical besttime: 2:05.920								
1	4:36.145	3:02.178	100	38.001	213	55.966	196	147	4	2:06.414	35.846	106	37.419	213	53.149	196	247
2	2:09.460	36.361	94	38.106	213	54.993		248	5	2:07.021	35.581	103	37.573	209	53.867	197	247
3	3:37.316	2:01.730	100	39.594	134	55.992	195	115	6	2:16.948	35.599	101	37.190	166	1:04.159		247
6 Olivier Panis, FRA/ Natacha Gachnang, CHE									theoretical besttime: 2:05.712								
1	3:08.759	1:29.073	94	43.531	215	56.155	200	138	5	2:09.472	36.155	95	39.555	216	53.762	202	251
2	2:06.768	35.930	103	37.671	216	53.167	201	249	6	2:06.220	35.646	106	37.919	216	52.655	202	252
3	2:11.471	36.214	93	41.100	214	54.157	201	251	7	2:07.076	35.619	101	38.551	213	52.906		252
4	2:06.110	35.499	105	37.558	215	53.053	202	251									
8 Christoffer Nygaard, DNK/ Stefan Mücke, DEU									theoretical besttime: 2:04.904								
1	2:58.749	1:26.055	98	38.501	215	54.193		148	4	2:05.139	35.110	104	37.479	215	52.550	199	247
2	5:41.332	4:09.225	99	38.679	213	53.428	198	137	5	2:05.355	35.050	103	37.304	216	53.001	200	248
3	2:05.570	35.432	105	37.424	214	52.714	199	247	6	2:06.925	35.480	101	37.864	215	53.581		249
11 Mike Hezemans, NLD/ Xavier Maassen, NLD									theoretical besttime: 2:03.967								
1	3:02.447	1:31.580	97	38.527	216	52.340		133	4	2:04.139	34.877	103	37.179	216	52.083	202	249
2	3:25.669	1:48.303	88	40.660	213	56.706	200	130	5	2:25.975	37.636	94	46.681	160	1:01.658		250
3	2:04.269	35.132	102	37.007	216	52.130	202	248									
13 Andrea Piccini, ITA/ Marc Hennerici, DEU									theoretical besttime: 2:05.263								
1	4:02.754	2:28.062	98	40.605	214	54.087	202	140	4	2:05.475	35.441	104	37.495	214	52.539	202	249
2	2:06.285	36.103	102	37.558	217	52.624	201	250	5	2:05.360	35.424	103	37.394	218	52.542	201	251
3	2:05.504	35.480	103	37.300	218	52.724	201	249	6	2:19.575	35.603	103	44.827	179	59.145		250
22 Warren Hughes, GBR/ Jamie Campbell-Walter, GBR									theoretical besttime: 2:05.029								
1	4:20.577	2:40.113	89	42.313	201	58.151	188	123	4	2:05.324	35.310	101	37.374	220	52.640	204	253
2	2:16.203	37.990	85	41.288	209	56.925	202	239	5	2:05.035	35.182	101	37.294	220	52.559	204	254
3	2:05.533	35.592	100	37.288	220	52.653	203	251	6	2:14.778	38.144	89	40.009	214	56.625		254
23 Michael Krumm, DEU/ Peter Dumbreck, GBR									theoretical besttime: 2:04.481								
1	5:56.829	4:18.413	92	40.955	191	57.461	202	136	4	2:04.659	34.914	103	37.117	218	52.628	201	252
2	2:08.883	37.106	97	38.548	213	53.229	204	249	5	2:12.356	37.751	71	39.461	214	55.144		252
3	2:04.821	35.254	101	37.102	220	52.465	203	252									

Paul Ricard HTTT, Length: 5842 m

FIA REGNR:4GT1/4GT3-F.300610



GT1 World Championship

Lap analysis: Qualifying 2

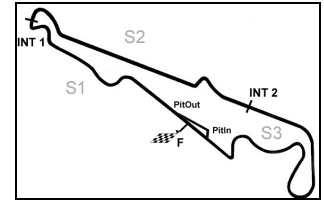
Lap	Time	SE1	SP1	SE2	SP2	SE3	SP3	TSP	Lap	Time	SE1	SP1	SE2	SP2	SE3	SP3	TSP
24	Peter Kox, NLD/ Christopher Haase, DEU								theoretical besttime: 2:05.098								
1	2:48.509	1:09.834	100	41.413	164	57.262	202	138	3	2:05.098	35.358	103	37.199	219	52.541	201	246
2	2:05.678	35.401	102	37.314	220	52.963	202	246	4	2:06.584	35.699	95	37.514	220	53.371		247
25	Ricardo Zonta, BRA/ Rafael Daniel, BRA								theoretical besttime: 2:05.807								
1	3:56.052	2:21.003	94	40.110	216	54.939	201	126	4	2:15.557	35.650	101	37.805	215	1:02.102	201	247
2	2:06.805	35.783	100	37.870	218	53.152	201	245	5	2:11.436	35.596	103	37.875	214	57.965		247
3	2:06.058	35.213	103	37.442	216	53.403	200	247									
33	Altfred Heger, DEU/ Alexander Margaritis, GRC								theoretical besttime: 2:05.060								
1	2:28.441	58.500	100	37.796	214	52.145		151	4	2:05.771	35.764	102	37.425	214	52.582	199	247
2	3:52.255	2:11.754	98	40.231	205	1:00.270	199	132	5	2:07.764	35.506	97	37.858	215	54.400		247
3	2:05.202	35.163	102	37.315	214	52.724	199	246									
34	Matteo Bobbi, ITA/ Bert Longin, BEL								theoretical besttime: 2:05.298								
1	2:28.565	57.168	103	38.211	215	53.186	196	147	5	2:05.692	35.390	101	37.420	215	52.882	198	247
2	2:06.690	35.946	100	37.615	216	53.129	197	244	6	2:05.664	35.741	93	37.435	215	52.488	199	247
3	2:11.207	36.938	79	39.579	215	54.690		246	7	2:29.379	38.298	104	54.008	214	57.073		248
4	3:08.818	1:37.216	103	38.365	215	53.237	198	149									
37	Christoph Bouchut, FRA/ Marc Basseng, DEU								theoretical besttime: 2:05.018								
1	3:17.639	1:41.709	95	41.355	211	54.575	201	133	4	2:05.421	35.308	105	37.562	217	52.551	201	247
2	2:06.197	35.875	104	37.804	219	52.518	202	245	5	2:05.491	35.312	97	37.689	215	52.490	201	246
3	2:05.053	35.060	105	37.468	217	52.525	202	245	6	2:10.393	36.685	96	40.294	196	53.414		246
38	Dominik Schwager, DEU/ Nicky Pastorelli, ITA								theoretical besttime: 2:04.927								
1	2:52.874	1:15.980	91	41.085	162	55.809	200	149	4	2:05.226	35.117	103	37.453	217	52.656	201	245
2	2:05.366	35.422	100	37.548	217	52.396	201	244	5	2:05.700	35.284	103	37.623	217	52.793		245
3	2:05.065	35.132	102	37.414	216	52.519	202	245									

Paul Ricard HTTT, Length: 5842 m

FIA REGNR:4GT1/4GT3-F.300610

GT1 World Championship

Top Speed List Qualifying 2



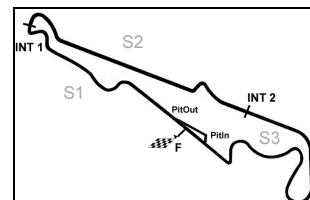
Nr	Team, Car, Driver, Nat	Top speed
22	Sumo Power GT, Nissan GT - R Hughes Warren , Campbell-Walter Jamie ,	254 km/h
4	Swiss Racing Team, Nissan GT - R Ara Seiji , Nilsson Max ,	253 km/h
23	Sumo Power GT, Nissan GT - R Krumm Michael , Dumbreck Peter ,	252 km/h
6	Matech Competition, Ford GT Matech Panis Olivier , Gachnang Natacha ,	252 km/h
13	Phoenix Racing /Carsport, Corvette Z06 Piccini Andrea , Hennerici Marc ,	251 km/h
11	Mad-Croc Racing, Corvette Z06 Hezemans Mike , Maassen Xavier ,	250 km/h
8	Young Driver AMR, Aston Martin DB9 Nygaard Christoffer , Mücke Stefan ,	249 km/h
1	Vitaphone Racing Team, Maserati MC12 Bertolini Andrea , Bartels Michael ,	248 km/h
34	Triple H Team Hegersport, Maserati MC12 Bobbi Matteo , Longin Bert ,	248 km/h
5	Matech Competition, Ford GT Matech Grosjean Romain , Mutsch Thomas ,	248 km/h
25	Reiter, Lamborghini Murcielago 670 R-SV Zonta Ricardo , Daniel Rafael ,	247 km/h
2	Vitaphone Racing Team, Maserati MC12 Bernoldi Enrique , Ramos Miguel ,	247 km/h

Paul Ricard HTTT, Length: 5842 m

FIA REGNR:4GT1/4GT3-F.300610

GT1 World Championship

Top Speed List Qualifying 2

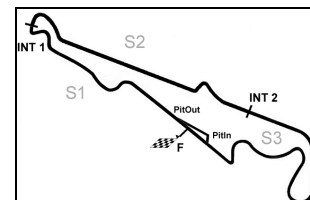


Nr	Team, Car, Driver, Nat	Top speed
37	All-Inkl.com Münnich Motorsport, Lamborghini Murci Bouchut Christoph , Basseng Marc ,	247 km/h
24	Reiter, Lamborghini Murcielago 670 R-SV Kox Peter , Haase Christopher ,	247 km/h
33	Triple H Team Hegersport, Maserati MC12 Heger Alfrid , Margaritis Alexander ,	247 km/h
38	All-Inkl.com Münnich Motorsport, Lamborghini Murci Schwager Dominik , Pastorelli Nicky ,	245 km/h
7	Young Driver AMR, Aston Martin DB9 Turner Darren , Enge Tomas ,	km/h
40	Marc VDS Racing Team, Ford GT Leinders Bas , Martin Maxime ,	km/h
9	Hexis AMR, Aston Martin DB9 Makowiecki Frederic , Accary Thomas ,	km/h
12	Mad-Croc Racing, Corvette Z06 Gavin Oliver , Kuismanen Pertti ,	km/h
3	Swiss Racing Team, Nissan GT - R Wendlinger Karl , Moser Henri ,	km/h
10	Hexis AMR, Aston Martin DB9 Hirschi Jonathan , Piccione Clivio ,	km/h
41	Marc VDS Racing Team, Ford GT Palttala Markus , Kuppens Renaud ,	km/h
SC	, Nissan 350Z ,	km/h

Paul Ricard HTTT, Length: 5842 m

FIA REGNR:4GT1/4GT3-F.300610

GT1 World Championship



Results Qualifying 3

Pos	Nr	Team, Car, Driver, Nat	Fastest	Laps	Tsp(km/h)	Gap	Int	Avg(km/h)	Time
1	1	Vitaphone Racing Team, Maserati MC12 Bertolini Andrea , ITA Bartels Michael , DEU	2:03.511	3	247,71			170,28	11:48:31
2	24	Reiter, Lamborghini Murcielago 670 R-SV Kox Peter , NLD Haase Christopher , DEU	2:04.028	4	250,58	0.517	0.517	169,57	11:45:11
3	23	Sumo Power GT, Nissan GT - R Krumm Michael , DEU Dumbreck Peter , GBR	2:04.392	4	252,34	0.881	0.364	169,07	11:47:13
4	11	Mad-Croc Racing, Corvette Z06 Hezemans Mike , NLD Maassen Xavier , NLD	2:04.438	4	250,58	0.927	0.046	169,01	11:47:20
5	22	Sumo Power GT, Nissan GT - R Hughes Warren , GBR Campbell-Walter Jamie , GBR	2:04.701	4	253,52	1.190	0.263	168,65	11:47:08
6	37	All-Inkl.com Münnich Motorsport, Lamborghini Murcielago 670 R-SV Bouchut Christoph , FRA Basseng Marc , DEU	<u>2:04.993</u>	4	247,14	1.482	0.292	168,26	11:47:44
7	38	All-Inkl.com Münnich Motorsport, Lamborghini Murcielago 670 R-SV Schwager Dominik , DEU Pastorelli Nicky , ITA	2:05.058	4	247,71	1.547	0.065	168,17	11:49:30

Results remain provisional until the outcome of the technical check and the decisions of the Stewards of the Meeting

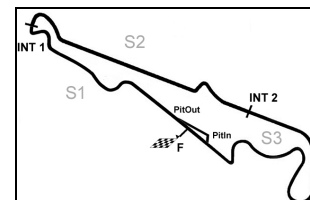
Publications Time:

- Race Director:

- Time Keeping:

Paul Ricard HTTT, Length: 5842 m

FIA REGNR:4GT1/4GT3-F.300610



GT1 World Championship

Lap analysis: Qualifying 3

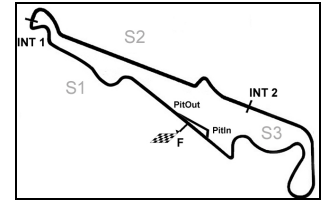
Lap	Time	SE1	SP1	SE2	SP2	SE3	SP3	TSP	Lap	Time	SE1	SP1	SE2	SP2	SE3	SP3	TSP
1 Andrea Bertolini, ITA/ Michael Bartels, DEU									theoretical besttime: 2:03.511								
1	4:23.299	2:48.899	89	39.859	213	54.541	201	137	3	2:03.511	34.616	104	36.982	215	51.913	202	248
2	2:04.208	34.878	105	37.263	215	52.067	202	247	4	2:20.573	40.308	95	41.045	198	59.220		232
11 Mike Hezemans, NLD/ Xavier Maassen, NLD									theoretical besttime: 2:04.377								
1	3:01.978	1:24.719	97	41.763	215	55.496	201	141	4	2:04.690	34.927	101	37.193	216	52.570	202	251
2	2:14.278	34.985	100	37.334	217	1:01.959	203	250	5	2:36.709	43.983	84	46.540	197	1:06.186		183
3	2:04.438	34.888	102	37.254	217	52.296	203	251									
22 Warren Hughes, GBR/ Jamie Campbell-Walter, GBR									theoretical besttime: 2:04.605								
1	2:50.137	1:09.567	82	42.771	209	57.799	199	123	4	2:05.036	35.156	101	37.028	219	52.852	205	253
2	2:14.061	37.752	89	40.505	213	55.804	204	249	5	2:22.575	38.632	85	40.524	214	1:03.419		254
3	2:04.701	35.179	99	37.101	219	52.421	204	252									
23 Michael Krumm, DEU/ Peter Dumbreck, GBR									theoretical besttime: 2:04.148								
1	2:59.366	1:23.380	88	40.220	213	55.766	202	121	4	2:04.449	34.828	99	37.235	219	52.386	205	252
2	2:09.915	36.648	98	38.030	220	55.237	203	250	5	2:41.128	42.710	79	48.722	179	1:09.696		225
3	2:04.392	34.991	104	37.316	220	52.085	206	252									
24 Peter Kox, NLD/ Christopher Haase, DEU									theoretical besttime: 2:04.028								
1	3:07.881	1:31.735	94	42.840	214	53.306	203	125	3	2:05.008	35.232	103	37.317	218	52.459	204	251
2	2:04.028	34.773	106	37.024	219	52.231	204	249	4	2:24.450	36.074	89	44.260	170	1:04.116		249
37 Christoph Bouchut, FRA/ Marc Basseng, DEU									theoretical besttime: 2:04.912								
1	3:34.398	1:47.327	83	46.731	166	1:00.340	201	109	4	2:05.085	35.126	100	37.312	216	52.647	201	247
2	2:05.394	35.243	103	37.651	217	52.500	202	246	5	2:35.115	41.992	80	49.951	161	1:03.172		247
3	2:04.993	35.150	102	37.369	216	52.474	201	247									
38 Dominik Schwager, DEU/ Nicky Pastorelli, ITA									theoretical besttime: 2:05.058								
1	3:13.381	1:36.789	98	39.344	213	57.248	201	143	4	2:05.058	35.128	105	37.581	217	52.349	202	247
2	2:06.048	35.630	106	37.621	217	52.797	202	244	5	2:30.768	36.907	89	43.374	190	1:10.487		247
3	2:05.566	35.204	106	37.780	217	52.582	202	248									

Paul Ricard HTTT, Length: 5842 m

FIA REGNR:4GT1/4GT3-F.300610

GT1 World Championship

Top Speed List Qualifying 3



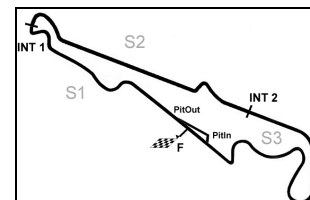
Nr	Team, Car, Driver, Nat	Top speed
22	Sumo Power GT, Nissan GT - R Hughes Warren , Campbell-Walter Jamie ,	254 km/h
23	Sumo Power GT, Nissan GT - R Krumm Michael , Dumbreck Peter ,	252 km/h
11	Mad-Croc Racing, Corvette Z06 Hezemans Mike , Maassen Xavier ,	251 km/h
24	Reiter, Lamborghini Murcielago 670 R-SV Kox Peter , Haase Christopher ,	251 km/h
1	Vitaphone Racing Team, Maserati MC12 Bertolini Andrea , Bartels Michael ,	248 km/h
38	All-Inkl.com Münnich Motorsport, Lamborghini Mur Schwager Dominik , Pastorelli Nicky ,	248 km/h
37	All-Inkl.com Münnich Motorsport, Lamborghini Mur Bouchut Christoph , Basseng Marc ,	247 km/h
8	Young Driver AMR, Aston Martin DB9 Nygaard Christoffer , Mücke Stefan ,	km/h
33	Triple H Team Hegersport, Maserati MC12 Heger Altfrid , Margaritis Alexander ,	km/h
2	Vitaphone Racing Team, Maserati MC12 Bernoldi Enrique , Ramos Miguel ,	km/h
13	Phoenix Racing /Carsport, Corvette Z06 Piccini Andrea , Hennerici Marc ,	km/h
34	Triple H Team Hegersport, Maserati MC12 Bobbi Matteo , Longin Bert ,	km/h

Paul Ricard HTTT, Length: 5842 m

FIA REGNR:4GT1/4GT3-F.300610

GT1 World Championship

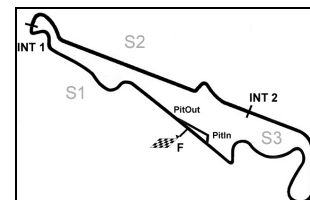
Top Speed List Qualifying 3



Nr	Team, Car, Driver, Nat	Top speed
25	Reiter, Lamborghini Murcielago 670 R-SV Zonta Ricardo , Daniel Rafael ,	km/h
6	Matech Competition, Ford GT Matech Panis Olivier , Gachnang Natacha ,	km/h
5	Matech Competition, Ford GT Matech Grosjean Romain , Mutsch Thomas ,	km/h
4	Swiss Racing Team, Nissan GT - R Ara Seiji , Nilsson Max ,	km/h
7	Young Driver AMR, Aston Martin DB9 Turner Darren , Enge Tomas ,	km/h
40	Marc VDS Racing Team, Ford GT Leinders Bas , Martin Maxime ,	km/h
9	Hexis AMR, Aston Martin DB9 Makowiecki Frederic , Accary Thomas ,	km/h
12	Mad-Croc Racing, Corvette Z06 Gavin Oliver , Kuismanen Pertti ,	km/h
3	Swiss Racing Team, Nissan GT - R Wendlinger Karl , Moser Henri ,	km/h
10	Hexis AMR, Aston Martin DB9 Hirschi Jonathan , Piccione Clivio ,	km/h
41	Marc VDS Racing Team, Ford GT Palttala Markus , Kuppens Renaud ,	km/h
SC	, Nissan 350Z ,	km/h

Paul Ricard HTTT, Length: 5842 m

FIA REGNR:4GT1/4GT3-F.300610



GT1 World Championship

Starting Grid Qualifying Race GT1 World Championship 03.07.10, 17:30 h

POLE POSITION

1 Vitaphone Racing Team (1.) Andrea Bertolini/ Michael Bartels
23 Sumo Power GT (3.) Michael Krumm/ Peter Dumbreck
22 Sumo Power GT (5.) Warren Hughes/ Jamie Campbell-Walker
38 All-Inkl.com Münnich Motorsport (7.) Dominik Schwager/ Nicky Pastorelli
33 Triple H Team Hegersport (9.) Alfريد Heger/ Alexander Margaritis
13 Phoenix Racing /Carsport (11.) Andrea Piccini/ Marc Hennerici
25 Reiter (13.) Ricardo Zonta/ Rafael Daniel
5 Matech Competition (15.) Romain Grosjean/ Thomas Mutsch
7 Young Driver AMR (17.) Darren Turner/ Tomas Enge
9 Hexis AMR (19.) Frederic Makowiecki/ Thomas Accardi
3 Swiss Racing Team (21.) Karl Wendlinger/ Henri Moser
41 Marc VDS Racing Team (23.) Markus Palttala/ Renaud Kuppens

24 Reiter (2.) Peter Kox/ Christopher Haase
11 Mad-Croc Racing (4.) Mike Hezemans/ Xavier Maassen
37 All-Inkl.com Münnich Motorsport (6.) Christoph Bouchut/ Marc Basseng
8 Young Driver AMR (8.) Christoffer Nygaard/ Stefan Mücke
2 Vitaphone Racing Team (10.) Enrique Bernoldi/ Miguel Ramos
34 Triple H Team Hegersport (12.) Matteo Bobbi/ Bert Longin
6 Matech Competition (14.) Olivier Panis/ Natacha Gachnang
4 Swiss Racing Team (16.) Seiji Ara/ Max Nilsson
40 Marc VDS Racing Team (18.) Bas Leinders/ Maxime Martin
12 Mad-Croc Racing (20.) Oliver Gavin/ Pertti Kuismanen
10 Hexis AMR (22.) Jonathan Hirschi/ Clivio Piccione

Subject to final scrutineering!

Publications Time:

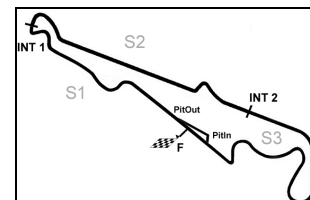
- Race Director:

- Time Keeping:

Paul Ricard HTTT, Length: 5842 m

FIA REGNR:4GT1/4GT3-F.300610

GT1 World Championship



Results Qualifying Race

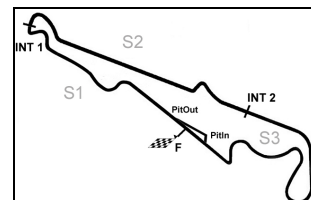
started : 23 classified : 23 not classified : 0

Pos	Nr	Team, Car, Driver, Nat	Laps	Time	Gap	Int	Avg(km/h)	Fastest	In Lap
1	1	Vitaphone Racing Team, Maserati MC12 Bertolini Andrea , ITA Bartels Michael , DEU	27	1:00:31.919			162,14	2:06.339	16
2	24	Reiter, Lamborghini Murcielago 670 R-SV Kox Peter , NLD Haase Christopher , DEU	27	1:00:37.488	5.569	5.569	161,89	2:06.245	16
3	22	Sumo Power GT, Nissan GT - R Hughes Warren , GBR Campbell-Walter Jamie , GBR	27	1:00:39.717	7.798	2.229	161,79	2:05.805	19
4	11	Mad-Croc Racing, Corvette Z06 Hezemans Mike , NLD Maassen Xavier , NLD	27	1:00:42.558	10.639	2.841	161,66	2:06.354	17
5	2	Vitaphone Racing Team, Maserati MC12 Bernoldi Enrique , BRA Ramos Miguel , PRT	27	1:00:44.740	12.821	2.182	161,57	2:06.256	21
6	13	Phoenix Racing /Carsport, Corvette Z06 Piccini Andrea , ITA Hennerici Marc , DEU	27	1:00:48.446	16.527	3.706	161,40	2:06.255	16
7	5	Matech Competition, Ford GT Matech Grosjean Romain , CHE Mutsch Thomas , DEU	27	1:01:03.040	31.121	14.594	160,76	2:06.702	15
8	33	Triple H Team Hegersport, Maserati MC12 Heger Altfriid , DEU Margaritis Alexander , GRC	27	1:01:07.362	35.443	4.322	160,57	2:06.977	19
9	23	Sumo Power GT, Nissan GT - R Krumm Michael , DEU Dumbreck Peter , GBR	27	1:01:09.155	37.236	1.793	160,49	2:06.393	15
10	7	Young Driver AMR, Aston Martin DB9 Turner Darren , GBR Enge Tomas , CZE	27	1:01:17.762	45.843	8.607	160,12	2:06.682	15
11	9	Hexis AMR, Aston Martin DB9 Makowiecki Frederic , FRA Accary Thomas , FRA	27	1:01:18.860	46.941	1.098	160,07	2:06.463	15
12	4	Swiss Racing Team, Nissan GT - R Ara Seiji , JPN Nilsson Max , SWE	27	1:01:22.281	50.362	3.421	159,92	2:06.720	18
13	25	Reiter, Lamborghini Murcielago 670 R-SV Zonta Ricardo , BRA Daniel Rafael , BRA	27	1:01:31.074	59.155	8.793	159,54	2:06.756	26
14	34	Triple H Team Hegersport, Maserati MC12 Bobbi Matteo , ITA Longin Bert , BEL	27	1:01:34.949	1:03.030	3.875	159,37	2:06.877	15

Paul Ricard HTTT, Length: 5842 m

FIA REGNR:4GT1/4GT3-F.300610

GT1 World Championship



Results Qualifying Race

started : 23 classified : 23 not classified : 0

Pos	Nr	Team, Car, Driver, Nat	Laps	Time	Gap	Int	Avg(km/h)	Fastest	In Lap
15	38	All-Inkl.com Münnich Motorsport, Lamborghini Murcielago 670 R-SV Schwager Dominik , DEU Pastorelli Nicky , ITA	27	1:01:44.216	1:12.297	9.267	158,97	2:06.854	6
16	37	All-Inkl.com Münnich Motorsport, Lamborghini Murcielago 670 R-SV Bouchut Christoph , FRA Basseng Marc , DEU	27	1:01:45.072	1:13.153	0.856	158,94	2:07.204	17
17	10	Hexis AMR, Aston Martin DB9 Hirschi Jonathan , CHE Piccione Clivio , MCO	27	1:01:52.480	1:20.561	7.408	158,62	2:07.885	19
18	6	Matech Competition, Ford GT Matech Panis Olivier , FRA Gachnang Natacha , CHE	27	1:02:15.866	1:43.947	23.386	157,63	2:06.346	16
19	12	Mad-Croc Racing, Corvette Z06 Gavin Oliver , GBR Kuismanen Pertti , FIN	27	1:02:24.165	1:52.246	8.299	157,28	2:06.076	17
20	40	Marc VDS Racing Team, Ford GT Leinders Bas , BEL Martin Maxime , BEL	27	1:03:20.862	2:48.943	56.697	154,93	2:07.790	8
21	3	Swiss Racing Team, Nissan GT - R Wendlinger Karl , AUT Moser Henri , CHE	26	1:01:16.978	1 LAP	1 LAP	154,43	2:08.268	17
22	41	Marc VDS Racing Team, Ford GT Palttala Markus , FIN Kuppens Renaud , BEL	26	1:02:02.591	1 LAP	45.613	152,54	2:08.601	5
23	8	Young Driver AMR, Aston Martin DB9 Nygaard Christoffer , DNK Mücke Stefan , DEU	5	11:15.093	23LAPS	22 LAPS	155,77	2:06.972	4

Fastest Lap: 22 Hughes 2:05.805 = 167,17 km/h in LAP 19

Penalty of 30s. for car no. 40 following the stewards decision no. 8

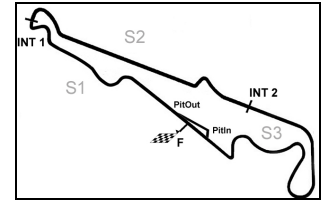
Steward:

Steward:

Steward:

Paul Ricard HTTT, Length: 5842 m

FIA REGNR:4GT1/4GT3-F.300610


GT1 World Championship

Lap analysis: Qualifying Race

Lap	Time	SE1	SP1	SE2	SP2	SE3	SP3	TSP	Lap	Time	SE1	SP1	SE2	SP2	SE3	SP3	TSP
1 Andrea Bertolini, ITA/ Michael Bartels, DEU									theoretical besttime: 2:05.928								
1	2:15.033	43.629	101	38.316	212	53.088	197	238	15	2:06.809	35.679	103	37.885	214	53.245	198	244
2	2:07.128	35.891	104	37.952	216	53.285	197	243	16	2:06.339	35.694	99	37.679	214	52.966	198	245
3	2:06.789	35.855	106	37.762	214	53.172	198	245	17	2:06.449	35.719	103	37.570	214	53.160	199	245
4	2:07.613	36.126	105	38.332	213	53.155	198	243	18	2:06.912	35.710	105	37.782	216	53.420	200	245
5	2:07.269	35.896	105	38.186	214	53.187	198	245	19	2:06.527	35.584	105	37.786	216	53.157	198	246
6	2:07.747	35.707	107	38.570	214	53.470	197	245	20	2:07.177	36.047	105	37.838	215	53.292	198	246
7	2:07.540	36.319	101	37.687	214	53.534	199	245	21	2:07.454	36.071	103	37.821	216	53.562	199	247
8	2:09.063	36.069	100	38.328	213	54.666	199	247	22	2:07.232	35.845	106	37.876	216	53.511	199	246
9	2:07.594	36.450	100	38.079	212	53.065	197	245	23	2:07.292	35.860	104	37.770	216	53.662	200	247
10	2:06.603	35.567	103	37.830	213	53.206	198	243	24	2:07.315	35.868	104	37.717	215	53.730	200	247
11	2:06.840	35.726	103	37.883	213	53.231	198	244	25	2:07.837	36.054	104	37.848	216	53.935	200	246
12	2:06.896	35.713	101	37.925	215	53.258	197	244	26	2:08.326	36.084	103	38.055	216	54.187	199	245
13	2:06.588	35.929	103	37.868	215	52.791	245	245	27	2:08.954	36.103	103	38.442	216	54.409	198	245
14	3:03.756	1:32.011	99	38.389	213	53.356	198	154	28	2:10.837	36.751	100	38.735	216	55.351	158	245

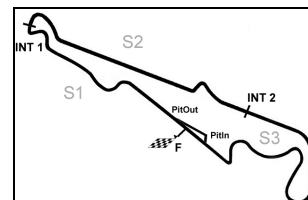
2 Enrique Bernoldi, BRA/ Miguel Ramos, PRT									theoretical besttime: 2:06.235								
1	2:20.660	47.337	97	39.370	209	53.953	197	244	15	2:06.837	35.909	101	37.601	213	53.327	198	245
2	2:08.761	36.232	98	38.432	215	54.097	197	245	16	2:06.641	35.773	101	37.726	212	53.142	198	246
3	2:08.796	36.034	95	38.801	212	53.961	196	245	17	2:06.444	35.693	103	37.640	213	53.111	198	245
4	2:08.314	35.915	98	37.941	212	54.458	196	244	18	2:06.474	35.728	102	37.613	214	53.133	198	245
5	2:08.503	35.753	95	38.436	214	54.314	196	245	19	2:06.517	35.612	102	37.697	213	53.208	197	246
6	2:08.652	36.034	97	38.144	213	54.474	197	245	20	2:06.584	35.706	102	37.622	214	53.256	197	245
7	2:09.294	36.754	98	37.961	212	54.579	196	248	21	2:06.256	35.621	102	37.613	214	53.022	198	245
8	2:09.738	36.501	98	38.560	212	54.677	195	245	22	2:06.659	35.782	101	37.651	215	53.226	199	245
9	2:08.171	35.832	99	37.873	212	54.466	196	243	23	2:06.981	35.832	100	37.849	214	53.300	199	247
10	2:08.212	35.883	93	38.036	213	54.293	196	244	24	2:07.131	35.958	100	37.844	214	53.329	198	247
11	2:07.860	35.804	98	37.880	212	54.176	195	244	25	2:07.108	35.889	100	37.860	214	53.359	198	245
12	2:08.375	36.185	95	38.757	212	53.433	243	243	26	2:07.182	35.905	98	37.789	214	53.488	198	245
13	3:07.023	1:35.269	102	38.342	213	53.412	196	151	27	2:07.266	35.980	100	37.746	214	53.540	198	246
14	2:07.103	36.021	102	37.931	212	53.151	197	243	28	2:07.198	35.928	100	37.651	214	53.619	198	246

3 Karl Wendlinger, AUT/ Henri Moser, CHE									theoretical besttime: 2:07.626								
1	2:25.950	50.525	96	39.353	218	56.072	200	251	15	3:01.445	1:27.154	94	39.837	216	54.454	202	147
2	2:08.991	36.409	101	38.603	220	53.979	199	251	16	2:08.825	36.323	98	38.292	218	54.210	203	249
3	2:09.240	36.478	105	38.284	220	54.478	201	249	17	2:08.268	36.217	100	38.268	219	53.783	203	249
4	2:08.775	36.299	104	38.154	220	54.322	203	251	18	2:08.326	36.116	100	38.031	220	54.179	202	249
5	2:08.953	36.424	104	38.174	220	54.355	200	252	19	2:08.292	35.929	98	38.335	219	54.028	203	249
6	2:09.085	36.385	103	38.290	218	54.410	204	252	20	2:08.639	36.351	99	38.176	219	54.112	202	249
7	2:09.064	36.159	97	38.298	219	54.607	203	253	21	2:14.103	37.464	83	38.908	220	57.731	249	249
8	2:10.038	37.330	93	38.455	219	54.253	201	254	22	2:56.550	1:22.943	57	39.398	220	54.209	203	152
9	2:09.082	36.355	103	38.216	220	54.511	202	252	23	2:08.585	36.218	99	38.201	220	54.166	202	250
10	2:10.263	36.651	99	38.467	218	55.145	203	254	24	2:08.432	36.212	100	38.097	220	54.123	203	250
11	2:11.883	36.994	92	39.545	216	55.344	197	254	25	2:08.535	36.228	99	38.286	220	54.021	202	249
12	2:11.385	36.932	99	38.844	219	55.609	199	252	26	2:08.948	36.450	96	38.108	220	54.390	201	250
13	2:08.877	36.910	99	38.301	220	53.666	248	248	27	2:08.655	36.362	98	38.254	220	54.039	204	249
14	3:17.789	1:41.601	91	39.319	211	56.869	150	150	28	48.902	73						158

4 Seiji Ara, JPN/ Max Nilsson, SWE									theoretical besttime: 2:06.485								
1	2:24.381	49.451	91	39.598	219	55.332	202	248	15	2:07.070	35.794	100	37.797	219	53.479	201	252
2	2:09.800	37.047	93	38.509	220	54.244	203	251	16	2:07.434	35.893	100	37.620	220	53.921	202	251
3	2:09.063	36.588	98	38.238	219	54.237	201	251	17	2:07.750	36.134	100	37.849	220	53.767	202	252
4	2:08.747	36.521	97	38.093	220	54.133	201	250	18	2:06.720	35.798	101	37.589	221	53.333	202	251
5	2:08.981	36.680	100	38.166	219	54.135	200	249	19	2:06.909	35.889	101	37.774	219	53.246	201	251
6	2:09.482	36.601	94	38.854	220	54.027	201	250	20	2:06.936	35.834	100	37.868	220	53.234	201	251
7	2:09.241	36.154	97	38.266	220	54.821	202	251	21	2:07.091	35.787	101	37.781	220	53.523	202	251
8	2:09.281	36.424	94	38.794	218	54.063	201	251	22	2:07.726	35.950	100	37.922	222	53.854	204	251
9	2:09.075	36.428	93	38.367	219	54.280	201	249	23	2:08.926	36.879	96	38.111	220	53.936	202	255
10	2:10.616	36.427	97	38.603	221	55.586	202	252	24	2:08.005	36.326	95	37.978	220	53.701	203	252

Paul Ricard HTTT, Length: 5842 m

FIA REGNR:4GT1/4GT3-F.300610


GT1 World Championship

Lap analysis: Qualifying Race

Lap	Time	SE1	SP1	SE2	SP2	SE3	SP3	TSP	Lap	Time	SE1	SP1	SE2	SP2	SE3	SP3	TSP
11	2:13.415	37.418	91	40.550	219	55.447	202	251	25	2:07.415	35.948	98	37.898	220	53.569	203	251
12	2:11.597	36.666	93	39.127	220	55.804		254	26	2:07.931	36.028	98	38.087	220	53.816	203	252
13	3:15.405	1:43.918	99	38.013	220	53.474	202	152	27	2:08.084	35.953	99	38.072	221	54.059	202	252
14	2:07.079	35.662	102	37.953	220	53.464	203	249	28	2:08.121	36.174	97	38.059	220	53.888	202	251

5 Romain Grosjean, CHE/ Thomas Mutsch, DEU

theoretical besttime: 2:06.586

1	2:22.615	48.642	94	38.945	204	55.028	193	245	15	2:06.702	35.646	98	37.767	213	53.289	195	246
2	2:08.230	36.463	99	37.933	213	53.834	195	245	16	2:08.341	36.959	97	38.010	212	53.372	196	246
3	2:09.611	36.357	100	38.205	212	55.049	193	246	17	2:06.924	35.837	98	37.792	212	53.295	196	246
4	2:08.763	36.582	100	38.012	213	54.169	194	247	18	2:06.817	35.805	100	37.651	213	53.361	195	246
5	2:08.561	36.260	102	38.058	212	54.243	195	244	19	2:07.006	35.753	101	37.874	213	53.379	195	245
6	2:09.977	36.312	102	38.477	211	55.188	194	246	20	2:07.261	36.050	98	37.922	213	53.289	196	247
7	2:08.476	36.108	100	38.211	212	54.157	194	245	21	2:06.887	35.685	102	37.754	213	53.448	198	247
8	2:09.509	36.523	99	38.343	212	54.643	197	245	22	2:07.451	35.816	98	37.927	213	53.708	198	247
9	2:10.511	37.025	97	38.472	213	55.014	196	247	23	2:08.054	36.252	101	38.153	214	53.649	197	248
10	2:10.096	36.709	100	38.248	213	55.139	194	245	24	2:07.901	35.908	101	37.883	214	54.110	199	248
11	2:09.265	36.969	99	38.184	211	54.112	193	241	25	2:08.268	36.723	89	37.969	213	53.576	196	248
12	2:08.488	36.428	99	38.498	211	53.562		243	26	2:07.025	35.768	100	37.698	214	53.559	196	246
13	3:07.286	1:35.238	91	38.286	213	53.762	196	151	27	2:07.648	35.879	100	37.879	214	53.890	197	246
14	2:06.883	35.742	102	37.794	213	53.347	196	244	28	2:08.484	36.251	97	38.333	214	53.900	197	246

6 Olivier Panis, FRA/ Natacha Gachnang, CHE

theoretical besttime: 2:06.296

1	2:23.598	48.882	95	39.620	214	55.096	199	236	15	2:54.239	1:22.057	96	38.934	211	53.248	197	154
2	2:09.318	36.804	97	38.496	216	54.018	199	251	16	2:06.346	35.517	101	37.715	213	53.114	198	247
3	2:09.043	36.477	98	38.327	214	54.239	199	250	17	2:06.629	35.696	99	37.864	213	53.069	198	247
4	2:08.594	36.493	100	38.197	215	53.904	200	250	18	2:07.073	35.512	99	37.967	213	53.594	198	248
5	2:08.858	36.588	100	37.963	214	54.307	199	252	19	2:06.834	35.659	99	38.020	213	53.155	198	247
6	2:08.888	36.267	103	38.123	215	54.498	201	252	20	2:08.389	36.040	99	38.904	213	53.445	197	249
7	2:09.384	36.664	98	38.718	213	54.002	199	245	21	2:06.916	35.557	101	37.972	214	53.387	198	248
8	2:23.946	41.589	93	47.107	212	55.250	197	249	22	2:07.630	35.704	99	37.838	215	54.088	198	247
9	2:08.332	36.230	97	38.313	214	53.789	199	248	23	2:07.439	36.163	100	38.023	213	53.253	199	248
10	2:07.893	36.153	98	37.951	215	53.789	198	249	24	2:07.049	35.688	100	37.824	213	53.537	199	249
11	2:08.861	36.268	102	38.243	214	54.350	199	249	25	2:07.952	35.821	96	38.575	213	53.556	198	248
12	2:09.112	36.483	97	38.142	215	54.487	199	249	26	2:07.738	35.774	99	38.223	215	53.741	199	247
13	2:10.172	36.639	98	38.492	216	55.041		249	27	2:08.168	36.201	95	38.221	213	53.746	199	248
14	3:18.768	1:44.719	98	38.861	212	55.188		151	28	2:08.697	36.327	95	38.490	214	53.880	199	249

7 Darren Turner, GBR/ Tomas Enge, CZE

theoretical besttime: 2:06.573

1	2:25.058	49.787	99	39.991	211	55.280	197	247	15	2:06.682	35.343	105	37.743	214	53.596	198	245
2	2:10.793	36.675	100	39.219	215	54.899	197	247	16	2:09.095	35.798	101	39.445	215	53.852	198	245
3	2:08.996	36.181	103	38.474	215	54.341	197	250	17	2:06.961	35.618	102	37.695	216	53.648	198	248
4	2:08.617	36.311	104	38.218	216	54.088	198	249	18	2:07.009	35.574	102	37.728	216	53.707	198	247
5	2:09.493	36.508	104	38.412	214	54.573	197	249	19	2:07.305	35.555	104	37.989	215	53.761	198	247
6	2:08.955	36.125	102	38.479	216	54.351	198	248	20	2:08.720	35.780	100	38.029	216	54.911	198	247
7	2:08.998	36.192	100	38.318	215	54.488	197	249	21	2:08.335	36.222	101	38.184	215	53.929	198	248
8	2:10.360	36.908	99	38.926	213	54.526	196	248	22	2:07.566	35.636	103	38.006	216	53.924	199	246
9	2:09.688	36.203	100	39.141	213	54.344	197	248	23	2:07.617	35.656	102	37.955	215	54.006	199	246
10	2:08.951	35.917	99	38.467	216	54.567	199	248	24	2:07.912	35.847	100	37.971	215	54.094	200	247
11	2:12.047	36.862	99	39.663	213	55.522	196	251	25	2:08.277	35.917	102	38.108	216	54.252	199	248
12	2:12.308	38.007	87	39.923	214	54.378		244	26	2:08.328	35.860	101	38.082	216	54.386	199	248
13	3:05.584	1:33.649	101	38.256	213	53.679	197	154	27	2:08.545	36.007	99	38.205	216	54.333	199	247
14	2:07.000	35.642	104	37.823	213	53.535	198	244	28	2:08.562	35.964	103	38.226	216	54.372	199	248

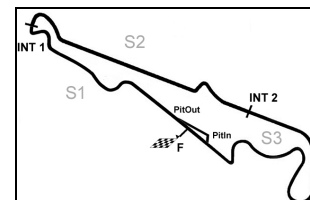
8 Christoffer Nygaard, DNK/ Stefan Mücke, DEU

theoretical besttime: 2:06.961

1	2:18.468	45.662	99	38.704	213	54.102	197	242	4	2:06.972	35.842	103	37.861	215	53.269	197	245
2	2:08.517	36.154	102	38.186	216	54.177	198	247	5	2:32.674	35.831	104	38.148	214	1:18.695		245
3	2:08.462	36.430	97	38.080	215	53.952	197	248									

Paul Ricard HTTT, Length: 5842 m

FIA REGNR:4GT1/4GT3-F.300610


GT1 World Championship

Lap analysis: Qualifying Race

Lap	Time	SE1	SP1	SE2	SP2	SE3	SP3	TSP	Lap	Time	SE1	SP1	SE2	SP2	SE3	SP3	TSP
9 Frederic Makowiecki, FRA/ Thomas Accary, FRA									theoretical besttime: 2:06.463								
1	2:24.156	49.436	96	39.360	214	55.360	198	251	15	2:06.463	35.398	101	37.674	214	53.391	198	249
2	2:09.530	36.639	100	38.629	214	54.262	198	249	16	2:08.021	35.762	97	38.513	215	53.746	199	250
3	2:08.927	36.231	100	38.266	215	54.430	198	249	17	2:07.234	35.695	98	37.736	215	53.803	198	251
4	2:08.857	36.332	99	38.341	215	54.184	198	249	18	2:07.093	35.680	101	37.713	215	53.700	198	249
5	2:08.789	36.360	101	38.172	215	54.257	198	249	19	2:07.188	35.704	101	37.784	216	53.700	198	251
6	2:08.948	36.265	99	38.335	214	54.348	198	249	20	2:08.295	35.615	101	37.943	215	54.737	199	250
7	2:10.190	36.751	97	38.332	216	55.107	198	251	21	2:10.442	36.476	99	38.437	217	55.529	199	251
8	2:10.384	37.343	95	38.638	214	54.403	198	251	22	2:08.593	36.925	98	37.990	216	53.678	199	251
9	2:09.070	36.255	99	38.412	215	54.403	197	249	23	2:07.262	35.678	99	37.799	214	53.785	199	249
10	2:10.242	36.533	94	38.360	216	55.349	197	251	24	2:07.413	35.798	98	37.768	215	53.847	199	250
11	2:11.324	37.000	97	39.371	214	54.953	198	251	25	2:07.627	35.780	97	37.894	216	53.953	199	250
12	2:17.262	36.737	92	39.147	215	1:01.378		248	26	2:08.250	35.929	98	38.340	217	53.981	199	251
13	3:03.922	1:32.025	100	38.316	214	53.581	198	153	27	2:07.732	35.827	98	37.904	216	54.001	199	251
14	2:06.992	35.574	101	37.917	214	53.501	198	248	28	2:08.654	36.001	95	38.220	216	54.433	198	251

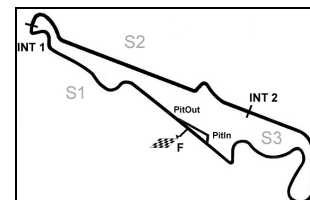
Lap	Time	SE1	SP1	SE2	SP2	SE3	SP3	TSP	Lap	Time	SE1	SP1	SE2	SP2	SE3	SP3	TSP
10 Jonathan Hirschi, CHE/ Clivio Piccione, MCO									theoretical besttime: 2:06.999								
1	2:27.417	52.003	87	39.821	215	55.593	200	247	15	2:07.613	36.341	97	38.390	214	52.882		249
2	2:10.219	36.874	101	38.720	216	54.625	198	250	16	3:09.267	1:33.914	102	39.328	213	56.025	195	149
3	2:09.031	36.628	102	38.237	215	54.166	199	251	17	2:09.227	36.895	98	38.263	215	54.069	199	247
4	2:09.736	36.647	100	38.565	216	54.524	198	250	18	2:10.389	36.896	101	39.196	218	54.297	198	249
5	2:08.475	36.347	98	38.270	215	53.858	198	249	19	2:07.885	36.099	100	38.018	216	53.768	198	248
6	2:08.727	36.438	100	38.334	216	53.955	199	251	20	2:09.006	36.390	102	38.385	216	54.231	199	247
7	2:08.910	36.562	98	38.257	216	54.091	199	251	21	2:08.976	36.319	95	38.200	217	54.457	198	249
8	2:09.574	36.834	93	38.698	215	54.042	199	251	22	2:10.207	36.858	97	38.384	216	54.965	202	248
9	2:10.001	36.571	97	38.524	216	54.906	198	252	23	2:11.045	37.775	99	38.476	216	54.794	199	240
10	2:09.159	36.284	98	38.368	216	54.507	198	251	24	2:10.756	36.722	98	38.917	215	55.117	199	248
11	2:11.521	36.646	96	39.403	215	55.472	200	251	25	2:10.206	36.388	97	38.692	216	55.126	198	248
12	2:11.569	37.373	94	39.153	216	55.043	198	254	26	2:10.067	36.365	99	38.637	217	55.065	198	247
13	2:10.572	37.413	95	38.561	216	54.598	197	250	27	2:11.321	36.784	95	38.989	216	55.548	198	248
14	2:09.516	36.641	92	38.551	215	54.324	198	247	28	2:12.088	36.861	94	39.031	216	56.196	197	246

Lap	Time	SE1	SP1	SE2	SP2	SE3	SP3	TSP	Lap	Time	SE1	SP1	SE2	SP2	SE3	SP3	TSP
11 Mike Hezemans, NLD/ Xavier Maassen, NLD									theoretical besttime: 2:06.011								
1	2:15.960	44.178	101	38.202	215	53.580	198	241	15	3:09.723	1:38.105	101	38.300	213	53.318	198	155
2	2:07.004	35.835	100	37.819	216	53.350	200	247	16	2:06.431	35.640	102	37.735	215	53.056	200	247
3	2:06.779	35.819	101	37.687	216	53.273	198	247	17	2:06.354	35.323	101	37.657	215	53.374	202	249
4	2:07.593	36.079	99	37.907	217	53.607	198	247	18	2:06.439	35.593	95	37.694	216	53.152	202	247
5	2:07.226	35.782	102	37.799	218	53.645	200	248	19	2:06.662	35.579	98	37.937	216	53.146	199	248
6	2:07.577	35.867	103	37.937	216	53.773	199	247	20	2:06.829	35.636	98	37.929	215	53.264	200	248
7	2:07.655	36.070	100	37.925	215	53.660	199	249	21	2:07.418	35.780	101	38.144	216	53.494	201	248
8	2:08.968	36.000	98	37.934	216	55.034	201	248	22	2:06.994	35.664	97	37.864	217	53.466	202	248
9	2:08.921	36.250	95	38.414	214	54.257	200	248	23	2:07.210	35.550	100	37.884	216	53.776	200	248
10	2:08.258	36.127	98	38.105	214	54.026	197	248	24	2:07.852	35.979	96	38.132	215	53.741	199	248
11	2:07.712	35.993	101	38.048	214	53.671	198	247	25	2:09.335	35.802	95	38.537	216	54.996	200	248
12	2:07.696	35.907	100	38.065	216	53.724	198	246	26	2:08.213	36.080	98	38.093	216	54.040	200	248
13	2:08.393	36.149	99	38.229	216	54.015	198	247	27	2:07.655	35.941	95	38.162	216	53.552	201	248
14	2:07.495	36.170	100	38.294	215	53.031		247	28	2:08.206	35.859	97	38.471	215	53.876	199	248

Lap	Time	SE1	SP1	SE2	SP2	SE3	SP3	TSP	Lap	Time	SE1	SP1	SE2	SP2	SE3	SP3	TSP
12 Oliver Gavin, GBR/ Pertti Kuismanen, FIN									theoretical besttime: 2:05.919								
1	2:26.862	51.569	89	39.809	211	55.484	197	242	15	2:06.606	35.668	96	37.640	215	53.298	198	246
2	2:09.898	36.538	102	38.204	217	55.156	198	247	16	2:06.197	35.385	101	37.559	214	53.253	199	247
3	2:09.010	36.513	103	38.185	215	54.312	197	249	17	2:06.076	35.542	100	37.505	215	53.029	199	247
4	2:32.483	37.009	98	38.063	215	1:17.411	196	248	18	2:06.410	35.401	102	37.577	216	53.432	198	247
5	2:12.906	36.794	103	39.760	211	56.352	190	243	19	2:07.819	35.695	100	38.223	217	53.901	198	248
6	2:12.777	37.845	100	39.051	213	55.881	195	242	20	2:08.872	36.378	97	38.298	216	54.196	199	249
7	2:12.251	37.396	96	39.175	211	55.680	196	243	21	2:08.239	36.408	88	38.401	214	53.430	199	249
8	2:11.843	37.453	98	38.688	213	55.702	196	244	22	2:07.020	35.573	101	37.928	216	53.519	199	248
9	2:10.577	36.933	100	38.476	213	55.168	197	244	23	2:07.212	35.852	100	37.871	215	53.489	199	248
10	2:10.474	36.930	101	38.520	214	55.024	197	244	24	2:07.226	35.853	100	37.869	215	53.504	199	248

Paul Ricard HTTT, Length: 5842 m

FIA REGNR:4GT1/4GT3-F.300610

GT1 World Championship


Lap analysis: Qualifying Race

Lap	Time	SE1	SP1	SE2	SP2	SE3	SP3	TSP	Lap	Time	SE1	SP1	SE2	SP2	SE3	SP3	TSP
11	2:11.087	37.037	99	38.726	212	55.324	195	244	25	2:07.309	35.635	100	37.982	215	53.692	199	247
12	2:11.295	37.323	99	38.640	213	55.332		244	26	2:07.659	35.841	98	38.035	216	53.783	197	247
13	3:42.284	2:09.279	93	38.557	213	54.448	197	151	27	2:07.724	35.928	100	37.974	215	53.822	200	246
14	2:07.933	36.016	94	37.846	214	54.071	198	244	28	2:08.116	36.101	98	38.088	216	53.927	199	248

13 Andrea Piccini, ITA/ Marc Hennerici, DEU

theoretical besttime: 2:06.137

1	2:21.236	47.732	94	39.177	213	54.327	198	247	15	2:06.304	35.624	98	37.572	214	53.108	199	249
2	2:08.666	36.115	102	38.275	218	54.276	198	249	16	2:06.255	35.491	94	37.647	214	53.117	200	249
3	2:09.813	36.229	95	38.545	216	55.039	198	249	17	2:06.351	35.583	97	37.694	214	53.074	199	250
4	2:08.417	36.354	102	38.229	217	53.834	199	248	18	2:06.687	35.576	98	37.773	216	53.338	199	249
5	2:08.944	36.108	100	38.309	217	54.527	196	249	19	2:06.828	35.652	97	37.905	214	53.271	201	249
6	2:09.141	36.035	99	38.631	214	54.475	199	251	20	2:06.893	35.771	100	37.776	215	53.346	198	248
7	2:08.221	36.012	101	38.481	214	53.728	199	251	21	2:06.871	35.727	99	37.682	216	53.462	197	250
8	2:09.413	36.266	100	38.123	215	55.024	199	249	22	2:07.099	35.669	98	37.987	216	53.443	200	249
9	2:10.120	36.552	97	38.567	214	55.001	200	248	23	2:06.990	35.717	100	37.852	216	53.421	198	249
10	2:08.593	36.239	98	38.194	215	54.160	200	248	24	2:07.199	35.739	95	37.912	214	53.548	201	249
11	2:08.790	36.315	100	38.373	213	54.102	199	248	25	2:06.859	35.510	98	37.904	215	53.445	199	249
12	2:08.795	36.506	98	38.393	213	53.896		247	26	2:07.039	35.671	98	37.896	216	53.472	198	249
13	3:05.310	1:33.955	99	38.269	215	53.086	201	155	27	2:07.293	35.618	98	37.992	215	53.683	200	249
14	2:06.618	35.542	99	37.914	213	53.162	198	248	28	2:07.701	35.666	97	38.209	215	53.826	201	249

22 Warren Hughes, GBR/ Jamie Campbell-Walter, GBR

theoretical besttime: 2:05.674

1	2:17.889	45.326	95	38.496	218	54.067	201	247	15	3:12.311	1:40.230	99	38.312	218	53.769	201	156
2	2:08.102	36.274	99	38.076	218	53.752	200	251	16	2:07.033	35.970	97	37.927	218	53.136	202	250
3	2:06.382	35.667	102	37.561	219	53.154	201	249	17	2:06.248	35.554	97	37.486	217	53.208	202	251
4	2:06.534	35.669	98	37.658	220	53.207	200	249	18	2:05.986	35.535	98	37.375	220	53.076	201	250
5	2:06.782	35.645	97	37.847	219	53.290	200	250	19	2:05.805	35.480	99	37.273	220	53.052	201	252
6	2:06.933	35.693	100	37.834	220	53.406	202	251	20	2:06.192	35.547	99	37.328	220	53.317	201	252
7	2:07.565	35.946	102	37.914	219	53.705	201	252	21	2:06.240	35.482	98	37.536	220	53.222	202	252
8	2:08.924	36.052	101	38.335	219	54.537	201	251	22	2:06.551	35.710	96	37.591	220	53.250	203	252
9	2:09.107	36.306	98	38.212	218	54.589	200	251	23	2:06.513	35.609	98	37.555	220	53.349	203	252
10	2:08.697	36.062	95	38.020	220	54.615	201	251	24	2:06.555	35.562	95	37.615	219	53.378	202	253
11	2:09.415	36.413	99	38.113	221	54.889	201	251	25	2:08.411	35.806	95	38.052	221	54.553	202	254
12	2:08.857	36.715	101	38.164	219	53.978	200	250	26	2:06.917	35.715	97	37.718	220	53.484	202	251
13	2:08.296	36.274	95	38.346	220	53.676	201	250	27	2:07.146	35.730	93	37.600	220	53.816	203	252
14	2:06.767	35.817	99	38.029	219	52.921		250	28	2:07.559	35.992	96	37.834	219	53.733	203	252

23 Michael Krumm, DEU/ Peter Dumbreck, GBR

theoretical besttime: 2:06.330

1	2:17.662	45.018	95	38.562	216	54.082	202	240	15	2:06.393	35.448	101	37.659	219	53.286	200	250
2	2:08.883	36.190	100	38.167	218	54.526	202	249	16	2:07.353	35.802	100	38.258	218	53.293	200	251
3	2:09.856	37.183	95	38.419	218	54.254	202	250	17	2:06.512	35.588	101	37.701	217	53.223	200	248
4	2:08.263	36.154	98	38.061	218	54.048	200	249	18	2:06.634	35.522	100	37.744	220	53.368	200	248
5	2:10.001	37.325	80	38.367	218	54.309	201	248	19	2:07.421	35.641	99	37.869	219	53.911	201	248
6	2:08.631	36.027	95	38.161	218	54.443	201	248	20	2:08.043	36.477	101	38.110	218	53.456	201	248
7	2:09.347	36.155	99	38.061	217	55.131	198	248	21	2:06.623	35.481	99	37.760	220	53.382	201	249
8	2:10.850	36.631	95	38.338	218	55.881	199	250	22	2:07.313	35.823	97	38.014	220	53.476	203	248
9	2:11.586	36.720	92	38.605	216	56.261	202	247	23	2:07.490	35.885	97	38.054	218	53.551	201	249
10	2:11.339	36.607	94	38.578	218	56.154	197	248	24	2:07.182	35.729	98	37.842	218	53.611	201	248
11	2:13.011	38.086	94	38.942	216	55.983	199	246	25	2:07.407	35.718	98	37.982	219	53.707	202	249
12	2:11.917	37.235	89	38.777	218	55.905		247	26	2:07.504	35.844	98	38.034	219	53.626	201	249
13	3:09.655	1:37.854	99	38.210	218	53.591	200	153	27	2:07.601	35.679	97	38.064	219	53.858	201	248
14	2:06.795	35.667	102	37.830	217	53.298	201	249	28	2:07.883	35.845	97	38.084	219	53.954	200	249

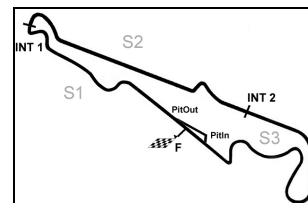
24 Peter Kox, NLD/ Christopher Haase, DEU

theoretical besttime: 2:06.136

1	2:14.515	43.239	100	38.152	215	53.124	198	237	15	2:06.798	35.813	104	37.613	217	53.372	199	244
2	2:07.066	36.029	99	37.928	217	53.109	197	242	16	2:06.245	35.651	103	37.670	216	52.924	199	244
3	2:07.104	36.065	100	37.784	217	53.255	197	242	17	2:06.614	35.727	103	37.579	216	53.308	199	244
4	2:07.413	36.055	99	38.173	217	53.185	197	242	18	2:06.722	35.904	98	37.599	218	53.219	200	244
5	2:07.308	36.107	98	37.939	217	53.262	198	242	19	2:06.769	35.843	100	37.574	217	53.352	197	244

Paul Ricard HTTT, Length: 5842 m

FIA REGNR:4GT1/4GT3-F.300610


GT1 World Championship

Lap analysis: Qualifying Race

Lap	Time	SE1	SP1	SE2	SP2	SE3	SP3	TSP	Lap	Time	SE1	SP1	SE2	SP2	SE3	SP3	TSP
6	2:07.750	35.868	97	38.369	217	53.513	197	242	20	2:06.692	35.947	99	37.578	217	53.167	199	244
7	2:07.611	36.313	97	37.782	216	53.516	199	244	21	2:06.893	35.638	104	37.789	217	53.466	199	244
8	2:09.060	36.151	90	38.515	214	54.394	199	243	22	2:07.050	36.005	95	37.716	218	53.329	200	245
9	2:09.424	36.412	91	38.913	216	54.099	198	244	23	2:07.149	35.806	100	37.898	218	53.445	200	245
10	2:09.152	36.267	93	38.485	216	54.400	200	244	24	2:07.541	36.154	100	37.761	217	53.626	201	245
11	2:09.468	36.599	99	38.271	217	54.598	198	245	25	2:07.417	35.906	102	37.710	218	53.801	200	245
12	2:09.438	36.892	98	38.796	218	53.750		243	26	2:07.849	36.142	103	37.930	217	53.777	200	244
13	3:05.469	1:34.029	103	38.034	217	53.406	199	154	27	2:07.839	36.167	101	37.878	219	53.794	200	244
14	2:07.006	35.916	103	37.712	216	53.378	199	243	28	2:08.126	36.318	101	37.957	218	53.851	199	244

25 Ricardo Zonta, BRA/ Rafael Daniel, BRA

theoretical besttime: 2:06.489

1	2:23.004	48.326	98	39.768	216	54.910	200	232	15	2:08.099	36.294	104	37.862	218	53.943	199	247
2	2:09.198	36.413	101	38.413	217	54.372	197	246	16	2:07.918	35.841	98	38.257	216	53.820	200	244
3	2:08.961	36.139	99	38.395	215	54.427	197	244	17	2:07.314	35.997	105	37.932	217	53.385	200	246
4	2:09.109	36.570	98	38.181	216	54.358	198	245	18	2:08.120	35.879	103	37.897	219	54.344	200	246
5	2:08.812	36.022	101	38.323	215	54.547	197	245	19	2:07.197	35.818	103	37.787	217	53.592	200	245
6	2:09.017	35.865	102	38.307	216	54.845	198	244	20	2:07.889	35.992	103	37.874	218	54.023	202	247
7	2:10.711	36.621	97	39.145	215	54.945	197	248	21	2:08.841	36.426	103	38.151	220	54.264	201	252
8	2:08.838	36.101	100	38.518	215	54.219	198	246	22	2:10.043	37.111	101	38.302	221	54.630	202	248
9	2:09.260	36.082	100	38.323	216	54.855	199	244	23	2:09.065	36.224	105	37.966	218	54.875	199	249
10	2:11.011	37.044	99	38.802	216	55.165	198	246	24	2:07.267	36.048	98	37.927	218	53.292	201	247
11	2:11.489	37.354	94	38.756	216	55.379	196	249	25	2:06.802	35.830	103	37.797	218	53.175	201	245
12	2:11.452	37.445	92	39.069	217	54.938	197	242	26	2:06.756	35.812	103	37.800	218	53.144	200	246
13	2:09.980	36.693	95	38.976	216	54.311		242	27	2:06.828	35.679	104	37.666	218	53.483	202	246
14	3:20.897	1:48.514	101	38.543	215	53.840	200	155	28	2:07.196	35.920	103	37.728	218	53.548	200	247

33 Altfred Heger, DEU/ Alexander Margaritis, GRC

theoretical besttime: 2:06.879

1	2:19.833	46.615	92	38.809	203	54.409	195	239	15	2:07.830	36.324	92	37.889	211	53.617	195	243
2	2:08.366	35.987	98	38.355	214	54.024	195	245	16	2:07.655	36.368	91	37.937	212	53.350	196	243
3	2:10.840	36.043	99	38.843	215	55.954	196	246	17	2:07.097	36.082	99	37.757	211	53.258	196	244
4	2:08.037	36.124	101	37.824	214	54.089	196	244	18	2:07.103	36.034	97	37.815	213	53.254	196	243
5	2:08.276	35.951	102	38.260	213	54.065	196		19	2:06.977	36.033	100	37.729	213	53.215	195	244
6	2:08.455	35.935	100	38.279	214	54.241	198	1	20	2:07.094	36.014	92	37.772	212	53.308	196	244
7	2:08.216	36.029	99	38.030	213	54.157	195	248	21	2:07.705	36.171	93	37.943	212	53.591	196	244
8	2:07.993	36.017	98	38.259	213	53.717	195		22	2:07.822	36.028	98	37.958	213	53.836	197	243
9	2:08.920	36.413	98	38.426	211	54.081	196	243	23	2:07.793	36.254	94	38.071	213	53.468	197	245
10	2:08.293	35.964	95	38.445	213	53.884	196	243	24	2:08.264	36.177	91	38.096	212	53.991	197	244
11	2:08.425	36.147	97	38.438	211	53.840	195	243	25	2:09.731	37.399	86	38.330	213	54.002	196	245
12	2:08.467	35.955	97	38.265	213	54.247	195	243	26	2:08.707	36.478	96	38.333	212	53.896	197	245
13	2:08.566	36.600	96	38.574	214	53.392		242	27	2:08.791	36.497	98	38.152	213	54.142	197	245
14	3:13.317	1:41.391	99	38.373	211	53.553	196	156	28	2:08.789	36.244	95	38.263	213	54.282	197	245

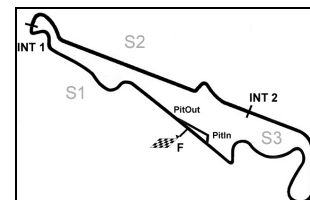
34 Matteo Bobbi, ITA/ Bert Longin, BEL

theoretical besttime: 2:06.805

1	2:21.973	48.038	94	39.362	211	54.573	195	247	15	2:06.877	35.810	100	37.824	213	53.243	196	245
2	2:08.262	36.533	99	38.097	215	53.632	195	245	16	2:09.431	35.895	102	38.355	214	55.181	193	245
3	2:09.674	36.374	98	38.346	215	54.954	196	247	17	2:08.735	36.402	101	38.022	213	54.311	195	244
4	2:08.502	36.633	99	38.163	215	53.706	197	249	18	2:07.475	36.006	101	37.927	214	53.542	196	246
5	2:08.885	36.351	98	38.110	216	54.424	197	250	19	2:07.253	35.738	100	37.903	213	53.612	196	247
6	2:09.682	36.541	98	38.181	216	54.960	196	249	20	2:07.569	35.916	103	37.841	214	53.812	196	246
7	2:08.546	36.042	99	38.231	215	54.273	197	247	21	2:07.994	35.949	102	37.904	215	54.141	197	247
8	2:09.178	36.722	100	38.122	213	54.334	195	248	22	2:07.999	35.950	101	38.083	215	53.966	197	247
9	2:11.323	36.479	97	38.262	215	56.582	193	245	23	2:08.199	36.127	102	38.044	213	54.028	197	245
10	2:10.315	36.545	98	38.247	216	55.523	193	244	24	2:09.131	36.175	101	38.434	213	54.522	197	246
11	2:22.011	38.395	84	49.084	213	54.532	193	241	25	2:09.530	36.188	102	38.477	213	54.865	196	247
12	2:10.312	36.509	96	38.832	213	54.971		244	26	2:09.913	36.309	100	38.491	214	55.113	196	245
13	3:07.517	1:35.257	102	38.571	213	53.689	195	158	27	2:09.129	36.190	101	38.552	213	54.387	196	245
14	2:08.293	36.668	88	38.194	213	53.431	196	244	28	2:11.241	37.018	100	38.857	213	55.366	187	241

Paul Ricard HTTT, Length: 5842 m

FIA REGNR:4GT1/4GT3-F.300610


GT1 World Championship

Lap analysis: Qualifying Race

Lap	Time	SE1	SP1	SE2	SP2	SE3	SP3	TSP	Lap	Time	SE1	SP1	SE2	SP2	SE3	SP3	TSP
37 Christoph Bouchut, FRA/ Marc Basseng, DEU									theoretical besttime: 2:07.091								
1	2:20.084	46.955	91	38.822	215	54.307	199	237	15	2:07.711	36.221	100	37.982	215	53.508	197	244
2	2:08.379	36.167	102	38.430	216	53.782	199	244	16	2:07.551	36.054	99	37.995	214	53.502	199	243
3	2:10.860	36.814	91	39.241	216	54.805	197	245	17	2:07.204	35.899	93	37.869	215	53.436	198	244
4	2:08.450	36.405	101	38.232	216	53.813	196	241	18	2:07.706	35.913	96	38.045	216	53.748	199	245
5	2:08.723	36.120	102	38.358	215	54.245	196	243	19	2:08.164	36.228	94	38.158	216	53.778	198	247
6	2:09.110	36.210	100	38.914	214	53.986	196	243	20	2:08.330	36.193	97	38.066	217	54.071	201	246
7	2:09.594	36.366	96	38.893	216	54.335	196	243	21	2:08.907	36.372	97	38.163	218	54.372	200	250
8	2:10.244	36.689	100	38.861	214	54.694	196	243	22	2:09.767	37.044	93	38.256	218	54.467	198	249
9	2:10.924	36.436	99	38.983	216	55.505	194	244	23	2:08.992	36.319	94	38.205	213	54.468	198	246
10	2:11.131	37.199	95	39.053	215	54.879	196	239	24	2:09.066	36.116	93	38.451	215	54.499	200	244
11	2:13.486	38.253	93	39.338	213	55.895	197	245	25	2:09.626	36.241	98	38.975	212	54.410	199	245
12	2:11.198	37.069	95	39.639	214	54.490		244	26	2:09.527	36.371	95	38.598	216	54.558	199	245
13	3:17.694	1:45.851	102	38.349	213	53.494	197	156	27	2:10.175	36.586	90	38.828	215	54.761	198	244
14	2:11.568	35.786	102	38.170	214	57.612	199	243	28	2:10.901	36.788	96	38.714	215	55.399	199	244

38 Dominik Schwager, DEU/ Nicky Pastorelli, ITA									theoretical besttime: 2:06.590								
1	2:19.128	46.197	100	39.172	213	53.759	198	241	15	2:09.128	36.848	96	38.789	214	53.491		241
2	2:08.429	36.130	102	38.665	214	53.634	198	243	16	3:19.488	1:46.063	97	38.938	214	54.487	197	154
3	2:09.292	36.351	101	39.041	214	53.900	197	244	17	2:08.662	36.389	102	38.347	215	53.926	197	240
4	2:08.099	36.372	102	38.082	216	53.645	199	243	18	2:08.522	36.144	103	38.481	216	53.897	198	241
5	2:07.600	36.298	96	38.104	215	53.198	196	245	19	2:08.704	36.133	100	38.425	215	54.146	198	241
6	2:06.854	35.867	102	38.016	216	52.971	197	241	20	2:10.241	36.561	99	38.898	216	54.782	197	241
7	2:07.043	35.818	101	37.801	215	53.424	198	242	21	2:10.998	36.511	97	39.114	217	55.373	197	242
8	2:07.930	35.968	98	38.284	215	53.678	198	242	22	2:10.413	36.910	99	38.840	216	54.663	199	243
9	2:08.238	36.156	99	38.204	215	53.878	197	242	23	2:11.056	36.871	101	39.159	215	55.026	198	243
10	2:07.910	36.209	100	38.302	215	53.399	197	242	24	2:11.998	36.556	97	38.993	214	56.449	198	244
11	2:08.585	36.280	100	38.250	215	54.055	196	242	25	2:11.798	36.938	97	39.207	214	55.653	197	242
12	2:09.108	36.347	99	38.375	215	54.386	197	241	26	2:11.794	37.049	94	39.308	216	55.437	198	242
13	2:09.296	36.349	98	38.478	216	54.469	197	242	27	2:11.960	37.146	97	39.494	215	55.320	198	242
14	2:09.691	36.567	97	38.518	215	54.606	197	242	28	2:12.251	37.261	97	39.396	215	55.594	197	243

40 Bas Leinders, BEL/ Maxime Martin, BEL									theoretical besttime: 2:07.040								
1	2:25.415	50.163	97	39.953	214	55.299	198	242	15	2:08.507	36.339	96	38.473	213	53.695		246
2	2:09.132	36.604	101	38.479	214	54.049	198	251	16	3:18.711	1:41.283	94	41.230	211	56.198	196	147
3	2:09.175	36.476	103	38.469	214	54.230	196	250	17	2:13.387	37.806	96	39.523	210	56.058	198	245
4	2:08.780	36.301	101	38.217	214	54.262	197	247	18	2:13.316	37.330	97	39.348	213	56.638	195	248
5	2:08.900	36.416	103	38.488	214	53.996	198	248	19	2:13.616	38.203	94	39.306	213	56.107	196	209
6	2:08.035	36.455	95	38.226	213	53.354	199	249	20	2:13.517	37.586	93	39.711	213	56.220	196	247
7	2:08.816	35.904	103	38.686	212	54.226	197	252	21	2:14.182	37.876	88	39.767	212	56.539	195	246
8	2:07.790	35.543	93	38.378	213	53.869	198	248	22	2:15.262	38.058	95	40.209	212	56.995	196	246
9	2:09.445	36.319	99	38.143	212	54.983	197	248	23	2:14.626	38.051	91	39.729	211	56.846	197	245
10	2:09.128	36.533	96	38.512	215	54.083	196	248	24	2:15.629	38.452	89	40.181	212	56.996	197	246
11	2:08.187	36.216	103	38.265	213	53.706	196	247	25	2:16.252	38.374	92	40.251	212	57.627	196	246
12	2:08.418	36.201	98	38.376	213	53.841	197	245	26	2:17.998	38.499	91	41.236	212	58.263	196	246
13	2:08.523	36.282	99	38.331	213	53.910	196	245	27	2:16.651	38.360	88	40.228	212	58.063	195	245
14	2:09.509	36.789	97	38.517	213	54.203	197	245	28	2:19.955	39.532	90	41.231	211	59.192	196	237

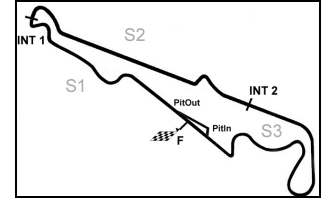
41 Markus Palttala, FIN/ Renaud Kuppens, BEL									theoretical besttime: 2:07.736								
1	2:27.047	51.861	87	39.724	213	55.462	198	247	15	2:14.365	37.828	92	40.051	211	56.486	195	242
2	2:09.988	36.864	102	38.286	215	54.838	195	242	16	2:15.107	37.630	93	40.056	209	57.421	194	244
3	2:09.121	36.790	103	38.103	213	54.228	195	249	17	2:14.561	38.060	94	39.972	211	56.529	195	243
4	2:09.445	36.812	100	38.301	214	54.332	197	249	18	2:13.400	37.401	95	39.526	212	56.473	194	244
5	2:08.601	36.153	105	38.151	214	54.297	196	246	19	2:14.046	37.713	90	40.058	211	56.275	194	244
6	2:08.777	36.337	102	38.201	214	54.239	195	248	20	2:16.445	38.150	94	41.028	211	57.267	193	245
7	2:09.016	36.388	103	38.333	213	54.295	195	248	21	2:17.759	38.358	89	40.610	211	58.791	194	244
8	2:09.644	36.631	99	38.447	215	54.566	197	247	22	2:19.370	39.544	68	42.259	211	57.567	195	242
9	2:09.768	36.413	102	38.977	213	54.378	198	249	23	2:25.890	40.348	73	43.721	211	1:01.821	194	242
10	2:09.198	36.485	102	38.241	214	54.472	196	250	24	2:22.021	39.346	91	40.859	211	1:01.816	193	242

Paul Ricard HTTT, Length: 5842 m

FIA REGNR:4GT1/4GT3-F.300610

GT1 World Championship

Lap analysis: Qualifying Race



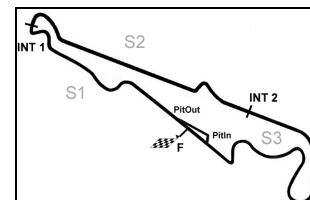
Lap	Time	SE1	SP1	SE2	SP2	SE3	SP3	TSP	Lap	Time	SE1	SP1	SE2	SP2	SE3	SP3	TSP
11	2:11.789	36.751	99	39.874	213	55.164	198	249	25	2:31.539	42.846	53	47.344	206	1:01.349	190	236
12	2:11.618	37.437	95	38.885	215	55.296	197	250	26	2:27.930	42.495	90	43.365	208	1:02.070	192	195
13	2:09.239	37.223	100	38.536	214	53.480		245	27	2:18.506	39.160	94	41.076	212	58.270	194	241
14	3:28.401	1:51.346	97	40.526	209	56.529	194	149	28		45.117	81					163

Paul Ricard HTTT, Length: 5842 m

FIA REGNR:4GT1/4GT3-F.300610

GT1 World Championship

Top Speed List Qualifying Race



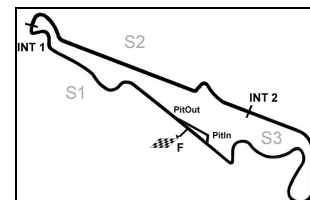
Nr	Team, Car, Driver, Nat	Top speed
4	Swiss Racing Team, Nissan GT - R Ara Seiji , Nilsson Max ,	255 km/h
22	Sumo Power GT, Nissan GT - R Hughes Warren , Campbell-Walter Jamie ,	254 km/h
3	Swiss Racing Team, Nissan GT - R Wendlinger Karl , Moser Henri ,	254 km/h
10	Hexis AMR, Aston Martin DB9 Hirschi Jonathan , Piccione Clivio ,	254 km/h
25	Reiter, Lamborghini Murcielago 670 R-SV Zonta Ricardo , Daniel Rafael ,	252 km/h
6	Matech Competition, Ford GT Matech Panis Olivier , Gachnang Natacha ,	252 km/h
40	Marc VDS Racing Team, Ford GT Leinders Bas , Martin Maxime ,	252 km/h
13	Phoenix Racing /Carsport, Corvette Z06 Piccini Andrea , Hennerici Marc ,	251 km/h
9	Hexis AMR, Aston Martin DB9 Makowiecki Frederic , Accary Thomas ,	251 km/h
23	Sumo Power GT, Nissan GT - R Krumm Michael , Dumbreck Peter ,	251 km/h
7	Young Driver AMR, Aston Martin DB9 Turner Darren , Enge Tomas ,	251 km/h
37	All-Inkl.com Münnich Motorsport, Lamborghini Mur Bouchut Christoph , Basseng Marc ,	250 km/h

Paul Ricard HTTT, Length: 5842 m

FIA REGNR:4GT1/4GT3-F.300610

GT1 World Championship

Top Speed List Qualifying Race

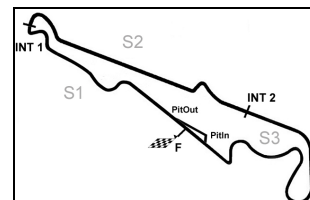


Nr	Team, Car, Driver, Nat	Top speed
34	Triple H Team Hegersport, Maserati MC12 Bobbi Matteo , Longin Bert ,	250 km/h
41	Marc VDS Racing Team, Ford GT Palttala Markus , Kuppens Renaud ,	250 km/h
12	Mad-Croc Racing, Corvette Z06 Gavin Oliver , Kuismanen Pertti ,	249 km/h
11	Mad-Croc Racing, Corvette Z06 Hezemans Mike , Maassen Xavier ,	249 km/h
8	Young Driver AMR, Aston Martin DB9 Nygaard Christoffer , Mücke Stefan ,	248 km/h
2	Vitaphone Racing Team, Maserati MC12 Bernoldi Enrique , Ramos Miguel ,	248 km/h
5	Matech Competition, Ford GT Matech Grosjean Romain , Mutsch Thomas ,	248 km/h
33	Triple H Team Hegersport, Maserati MC12 Heger Altfred , Margaritis Alexander ,	248 km/h
1	Vitaphone Racing Team, Maserati MC12 Bertolini Andrea , Bartels Michael ,	247 km/h
24	Reiter, Lamborghini Murcielago 670 R-SV Kox Peter , Haase Christopher ,	245 km/h
38	All-Inkl.com Münnich Motorsport, Lamborghini Mur Schwager Dominik , Pastorelli Nicky ,	245 km/h
SC	, Nissan 350Z ,	km/h

Paul Ricard HTTT, Length: 5842 m

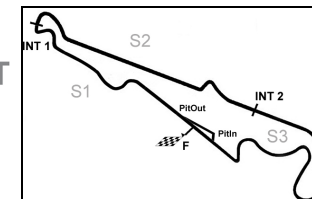
FIA REGNR:4GT1/4GT3-F.300610

GT1 World Championship



Box Stop List Qualifying Race

Nr	Driver in	Day time in	Time in	Driver out	Day time out	Time out	Nett Time
8	Stefan Mücke	17:40:08	11:15.093				
24	Christopher Haase	17:54:38	25:45.309	Christopher Haase	17:55:37	26:44.599	59.290
2	Miguel Ramos	17:54:48	25:55.336	Miguel Ramos	17:55:47	26:54.791	59.455
13	Marc Hennerici	17:54:53	26:00.149	Marc Hennerici	17:55:52	26:59.251	59.102
5	Thomas Mutsch	17:54:57	26:04.102	Romain Grosjean	17:55:56	27:03.607	59.505
23	Peter Dumbreck	17:55:04	26:11.346	Michael Krumm	17:56:06	27:13.711	1:02.365
37	Marc Basseng	17:55:05	26:12.183	Christoph Bouchut	17:56:16	27:22.857	1:10.674
4	Max Nilsson	17:55:06	26:13.679	Seiji Ara	17:56:14	27:21.615	1:07.936
7	Tomas Enge	17:55:07	26:14.264	Tomas Enge	17:56:06	27:13.113	58.849
9	Thomas Accary	17:55:10	26:17.679	Thomas Accary	17:56:08	27:14.975	57.296
34	Bert Longin	17:55:11	26:18.663	Bert Longin	17:56:12	27:19.388	1:00.725
12	Pertti Kuismanen	17:55:44	26:51.463	Pertti Kuismanen	17:57:18	28:25.197	1:33.734
1	Michael Bartels	17:56:35	27:42.703	Michael Bartels	17:57:32	28:39.737	57.034
33	Alexander Margaritis	17:56:55	28:02.687	Alexander Margaritis	17:58:02	29:08.955	1:06.268
25		17:57:14	28:20.842		17:58:26	29:33.762	1:12.920
3	Henri Moser	17:57:14	28:21.586	Karl Wendlinger	17:58:19	29:26.391	1:04.805
41	Markus Palttala	17:57:16	28:23.251	Markus Palttala	17:58:30	29:37.415	1:14.164
6	Natacha Gachnang	17:57:19	28:25.999	Natacha Gachnang	17:58:28	29:35.032	1:09.033
11	Xavier Maassen	17:58:50	29:57.237	Xavier Maassen	17:59:53	31:00.464	1:03.227
22	Jamie Campbell-Walter	17:58:53	30:00.250	Warren Hughes	17:59:58	31:05.009	1:04.759
3	Karl Wendlinger	18:00:32	31:39.375	Karl Wendlinger	18:01:23	32:30.280	50.905
6	Olivier Panis	18:00:37	31:44.767	Olivier Panis	18:01:24	32:31.465	46.698
38	Nicky Pastorelli	18:01:09	32:16.331	Dominik Schwager	18:02:18	33:25.745	1:09.414
40	Maxime Martin	18:01:20	32:27.760	Maxime Martin	18:02:25	33:32.270	1:04.510
10	Clivio Piccione	18:01:35	32:42.040	Jonathan Hirschi	18:02:32	33:38.906	56.866
3	Karl Wendlinger	18:16:30	47:37.273	Karl Wendlinger	18:17:16	48:23.791	46.518



GT1 World Championship

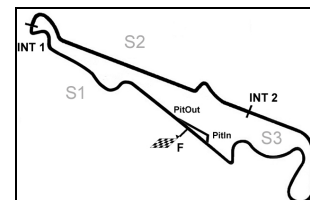
FIA REGNR:4GT1/4GT3-F.300610

Lap by Lap Qualifying Race

POS	1	2	3	4	5	6	7	8	9	10	11	12	13	14	15	16	17	18	19	20	21	22	23	24
LAP 1	24	1	11	23	22	8	38	33	37	2	13	34	5	25	6	9	4	7	40	3	12	41	10	
LAP 2	24	1	11	22	23	8	38	33	37	2	13	34	5	25	6	9	4	40	3	7	12	41	10	
LAP 3	24	1	11	22	8	23	38	2	33	37	13	34	5	25	6	9	4	40	3	7	12	41	10	
LAP 4	24	1	11	22	8	23	38	2	33	37	13	34	5	25	6	9	4	40	3	7	41	10	12	
LAP 5	24	1	11	22	38	23	2	33	37	13	34	5	25	6	9	4	40	3	7	41	10	8	12	
LAP 6	24	1	11	22	38	23	2	33	37	13	34	5	25	6	9	40	4	3	7	41	10	12		
LAP 7	24	1	11	22	38	33	23	2	13	37	34	5	6	40	25	9	4	3	7	41	10	12		
LAP 8	24	1	11	22	38	33	2	23	13	34	37	5	40	25	4	9	3	7	41	10	6	12		
LAP 9	1	24	11	22	38	33	2	13	23	40	34	5	37	25	4	9	3	7	41	10	6	12		
LAP 10	1	11	24	22	38	33	2	13	40	34	5	23	37	25	4	9	3	7	41	10	6	12		
LAP 11	1	11	24	22	38	33	2	13	40	5	25	23	9	37	3	7	4	41	10	6	34	12		
LAP 12	1	11	22	24	38	33	2	13	40	5	25	23	37	3	4	41	7	10	6	9	34	12		
LAP 13	1	11	22	38	33	40	25	3	41	10	6	24	2	13	5	7	23	9	34	4	37			
LAP 14	11	22	38	40	12	10	1	24	2	13	33	5	7	23	9	34	4	3	37	25	6	41		
LAP 15	38	40	12	10	1	24	11	22	2	13	33	5	7	23	9	34	4	37	25	41	6	3	12	
LAP 16	1	24	11	22	2	13	33	5	38	23	7	9	40	4	34	10	37	25	41	6	3	12		
LAP 17	1	24	11	22	2	13	33	5	38	23	7	9	4	34	40	10	37	25	41	6	3	12		
LAP 18	1	24	11	22	2	13	33	5	38	23	7	9	4	34	10	37	40	25	41	6	3	12		
LAP 19	1	24	11	22	2	13	33	5	38	23	7	9	4	34	10	37	25	40	41	6	3	12		
LAP 20	1	24	11	22	2	13	33	5	23	38	7	9	4	34	10	37	25	40	6	41	3	12		
LAP 21	1	24	11	22	2	13	33	5	23	7	38	9	4	34	10	37	25	40	6	12	3	41		
LAP 22	1	24	11	22	2	13	33	5	23	7	9	38	4	34	37	10	25	40	6	12				
LAP 23	1	41	24	11	22	2	13	33	5	23	3	7	9	4	38	34	37	25	10	40	6	12		
LAP 24	1	24	11	22	2	13	41	33	5	23	3	7	9	4	34	38	25	37	10	40	6	12		
LAP 25	1	24	22	11	2	13	5	33	41	23	3	7	9	4	34	38	25	37	10	6	40	12		
LAP 26	1	24	22	11	2	13	5	33	23	3	7	9	4	34	41	25	38	37	10	6	12	40		
LAP 27	1	24	22	11	2	13	5	33	23	3	7	9	4	34	25	38	37	10	41	6	12	40		
LAP 28	1	24	22	11	2	13	5	33	23	3	7	9	4	25	34	38	37	10	41	6	12	40		

Paul Ricard HTTT, Length: 5842 m

FIA REGNR:4GT1/4GT3-F.300610

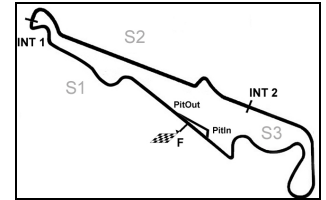

GT1 World Championship
Results Warm Up

Pos	Nr	Team, Car, Driver, Nat	Fastest	Laps	Tsp(km/h)	Gap	Int	Avg(km/h)	Time
1	25	Reiter, Lamborghini Murcielago 670 R-SV Zonta Ricardo , BRA Daniel Rafael , BRA	2:06.319	12	248,85			166,49	9:11:08
2	11	Mad-Croc Racing, Corvette Z06 Hezemans Mike , NLD Maassen Xavier , NLD	2:07.458	12	251,16	1.139	1.139	165,00	9:34:01
3	1	Vitaphone Racing Team, Maserati MC12 Bertolini Andrea , ITA Bartels Michael , DEU	2:07.519	10	246,01	1.200	0.061	164,93	9:31:39
4	3	Swiss Racing Team, Nissan GT - R Wendlinger Karl , AUT Moser Henri , CHE	2:07.898	9	251,75	1.579	0.379	164,44	9:34:43
5	13	Phoenix Racing /Carsport, Corvette Z06 Piccini Andrea , ITA Hennerici Marc , DEU	2:07.944	11	250,58	1.625	0.046	164,38	9:07:13
6	8	Young Driver AMR, Aston Martin DB9 Nygaard Christoffer , DNK Mücke Stefan , DEU	2:08.119	7	246,58	1.800	0.175	164,15	9:30:11
7	9	Hexis AMR, Aston Martin DB9 Makowiecki Frederic , FRA Accary Thomas , FRA	2:08.277	10	250,00	1.958	0.158	163,95	9:36:34
8	38	All-Inkl.com Münnich Motorsport, Lamborghini Murcielago 670 R-SV Schwager Dominik , DEU Pastorelli Nicky , ITA	2:08.281	3	248,28	1.962	0.004	163,95	9:29:48
9	34	Triple H Team Hegersport, Maserati MC12 Bobbi Matteo , ITA Longin Bert , BEL	2:08.288	10	246,58	1.969	0.007	163,94	9:29:34
10	2	Vitaphone Racing Team, Maserati MC12 Bernoldi Enrique , BRA Ramos Miguel , PRT	2:08.312	10	246,58	1.993	0.024	163,91	9:30:16
11	41	Marc VDS Racing Team, Ford GT Kuppens Renaud , BEL Palttala Markus , FIN	2:08.440	11	248,85	2.121	0.128	163,74	9:37:48
12	23	Sumo Power GT, Nissan GT - R Krumm Michael , DEU Dumbreck Peter , GBR	2:08.573	10	251,16	2.254	0.133	163,57	9:07:35
13	7	Young Driver AMR, Aston Martin DB9 Turner Darren , GBR Enge Tomas , CZE	2:08.638	10	247,14	2.319	0.065	163,49	9:30:43
14	5	Matech Competition, Ford GT Matech Grosjean Romain , CHE Mutsch Thomas , DEU	2:08.887	8	244,34	2.568	0.249	163,18	9:29:45

Paul Ricard HTTT, Length: 5842 m

FIA REGNR:4GT1/4GT3-F.300610

GT1 World Championship



Results Warm Up

Pos	Nr	Team, Car, Driver, Nat	Fastest	Laps	Tsp(km/h)	Gap	Int	Avg(km/h)	Time
15	4	Swiss Racing Team, Nissan GT - R Ara Seiji , JPN Nilsson Max , SWE	<u>2:08.998</u>	9	254,12	2.679	0.111	163,04	9:05:01
16	33	Triple H Team Hegersport, Maserati MC12 Heger Alfrid , DEU Margaritis Alexander , GRC	2:09.052	8	244,90	2.733	0.054	162,97	9:29:38
17	12	Mad-Croc Racing, Corvette Z06 Gavin Oliver , GBR Kuismanen Pertti , FIN	2:09.081	10	249,42	2.762	0.029	162,93	9:34:30
18	40	Marc VDS Racing Team, Ford GT Leinders Bas , BEL Martin Maxime , BEL	2:09.107	6	248,85	2.788	0.026	162,90	9:09:19
19	24	Reiter, Lamborghini Murcielago 670 R-SV Kox Peter , NLD Haase Christopher , DEU	2:09.611	7	248,85	3.292	0.504	162,26	9:09:16
20	6	Matech Competition, Ford GT Matech Panis Olivier , FRA Gachnang Natacha , CHE	<u>2:09.993</u>	5	251,16	3.674	0.382	161,79	9:09:32
21	37	All-Inkl.com Münnich Motorsport, Lamborghini Murcielago 670 R-SV Bouchut Christoph , FRA Basseng Marc , DEU	2:14.230	3	246,01	7.911	4.237	156,68	9:07:09

Results remain provisional until the outcome of the technical check and the decisions of the Stewards of the Meeting

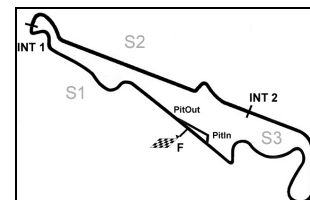
Publications Time:

- Race Director:

- Time Keeping:

Paul Ricard HTTT, Length: 5842 m

FIA REGNR:4GT1/4GT3-F.300610


GT1 World Championship
Lap analysis: Warm Up

Lap	Time	SE1	SP1	SE2	SP2	SE3	SP3	TSP	Lap	Time	SE1	SP1	SE2	SP2	SE3	SP3	TSP
1 Andrea Bertolini, ITA/ Michael Bartels, DEU									theoretical besttime: 2:07.390								
1	3:05.829	1:21.128	88	43.524	208	1:01.177	181	112	7	2:07.635	35.955	98	37.957	212	53.723	196	244
2	2:29.509	39.493	101	44.176	156	1:05.840		194	8	2:07.519	35.710	100	38.083	213	53.726	196	245
3	3:13.595	1:39.333	97	39.918	212	54.344	196	117	9	2:10.049	36.524	100	39.169	213	54.356		246
4	2:08.171	36.145	101	38.204	213	53.822	196	245	10	3:40.719	2:06.852	98	39.252	212	54.615		154
5	2:19.353	37.168	97	44.312	211	57.873		245	11	2:57.861	1:24.517	100	38.827	213	54.517	195	155
6	14:08.076	12:34.656	95	39.204	211	54.216	195	150	12		35.983	102	38.033	213			245

2 Enrique Bernoldi, BRA/ Miguel Ramos, PRT									theoretical besttime: 2:06.846								
1	3:09.979	1:28.566	92	44.415	208	56.998	194	131	7	2:08.312	35.953	97	38.489	211	53.870	194	244
2	2:10.402	37.042	99	38.705	211	54.655	195	242	8	2:10.727	35.772	100	37.204	209	57.751	195	245
3	2:08.818	36.319	100	38.483	213	54.016	196	245	9	2:17.466	36.037	95	40.859	199	1:00.570		245
4	2:08.117	36.600	100	38.445	211	53.072		247	10	3:26.729	1:55.067	96	38.218	212	53.444		148
5	3:29.425	1:45.096	85	44.837	188	59.492		144	11	3:12.615	1:37.147	94	39.714	211	55.754		149
6	15:00.886	13:11.041	89	51.321	154	58.524	193	102									

3 Karl Wendlinger, AUT/ Henri Moser, CHE									theoretical besttime: 2:07.718								
1	4:25.653	2:49.363	94	40.939	215	55.351	198	114	6	2:08.580	36.228	97	38.535	217	53.817	198	249
2	2:09.445	37.008	102	38.288	219	54.149	200	247	7	2:08.397	36.286	103	38.540	216	53.571	200	249
3	2:08.293	36.402	100	38.199	219	53.692	200	250	8	2:07.898	35.948	100	38.291	219	53.659	199	251
4	2:09.409	36.490	105	38.816	218	54.103		251	9	2:11.310	36.235	97	40.699	218	54.376		252
5	17:25.721	15:50.772	91	39.865	217	55.084	199	135	10	3:46.414	2:00.517	67	43.690	211	1:02.207		108

4 Seiji Ara, JPN/ Max Nilsson, SWE									theoretical besttime: 2:08.118								
1	2:52.414	1:13.305	92	41.506	216	57.603	199	120	6	15:37.381	14:02.207	94	39.770	217	55.404	198	145
2	2:08.998	36.817	99	38.407	220	53.774	200	251	7	2:09.659	36.494	96	38.733	218	54.432	200	250
3	2:10.807	36.395	97	37.978	220	56.434	202	253	8	2:10.094	36.568	93	38.863	218	54.663	200	251
4	2:09.370	37.369	93	38.544	220	53.457		254	9	2:16.060	36.366	92	40.150	207	59.544		251
5	4:11.605	2:25.353	85	46.089	200	1:00.163		140									

5 Romain Grosjean, CHE/ Thomas Mutsch, DEU									theoretical besttime: 2:08.466								
1	2:58.041	1:07.469	84	46.752	185	1:03.820		115	6	2:10.577	36.532	96	39.307	211	54.738		244
2	3:12.976	1:36.702	93	40.841	209	55.433	193	142	7	5:29.283	3:55.755	90	38.566	210	54.962	192	151
3	2:13.153	37.177	96	40.213	208	55.763		244	8	2:12.830	36.525	101	38.807	211	57.498	193	244
4	19:12.425	17:35.529	92	41.742	206	55.154	191	137	9	2:09.056	36.294	96	38.264	211	54.498	191	244
5	2:08.887	36.568	100	38.411	210	53.908	192	242	10		42.093	81					217

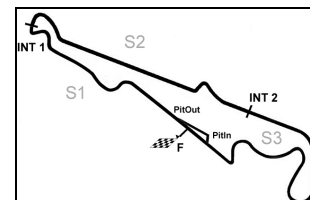
6 Olivier Panis, FRA/ Natacha Gachnang, CHE									theoretical besttime: 2:09.855								
1	2:58.354	1:10.210	93	44.753	191	1:03.391	193	137	4	2:09.993	36.788	98	38.652	216	54.553	198	251
2	2:13.452	38.642	91	39.788	215	55.022	198	248	5	10:02.197	36.691	99					251
3	2:10.520	36.650	100	38.971	215	54.899	198	251									

7 Darren Turner, GBR/ Tomas Enge, CZE									theoretical besttime: 2:08.225								
1	3:22.587	1:46.567	95	40.967	211	55.053		140	6	15:27.150	13:54.173	100	38.836	210	54.141	194	152
2	3:07.190	1:33.195	101	39.432	211	54.563	194	152	7	2:08.638	36.010	102	38.426	213	54.202	195	245
3	2:11.588	36.465	99	39.252	213	55.871	195	244	8	2:08.836	36.100	100	38.288	213	54.448	195	246
4	2:11.006	37.073	102	39.898	213	54.035	194	247	9	2:09.187	35.922	97	38.556	213	54.709	195	247
5	2:15.454	35.902	99	39.594	204	59.958		245	10	2:10.115	36.271	97	38.554	203	55.290		247

8 Christoffer Nygaard, DNK/ Stefan Mücke, DEU									theoretical besttime: 2:07.575								
1	5:23.791	3:36.552	88	47.628	193	59.611	193	135	5	14:44.856	12:57.714	96	49.368	182	57.774	195	127
2	2:13.927	40.115	99	39.391	213	54.421		244	6	2:08.119	35.826	102	38.189	215	54.104	193	246
3	3:23.580	1:46.174	91	42.483	211	54.923	195	146	7	2:06.431	35.693	102	37.778	215	52.960		247
4	2:16.908	37.363	99	40.756	200	58.789		246									

Paul Ricard HTTT, Length: 5842 m

FIA REGNR:4GT1/4GT3-F.300610


GT1 World Championship
Lap analysis: Warm Up

Lap	Time	SE1	SP1	SE2	SP2	SE3	SP3	TSP	Lap	Time	SE1	SP1	SE2	SP2	SE3	SP3	TSP
9 Frederic Makowiecki, FRA/ Thomas Accary, FRA									theoretical besttime: 2:07.360								
1	2:30.775	56.690	91	39.617	213	54.468	195	148	6	13:48.023	12:13.237	94	39.913	212	54.873		144
2	2:08.777	37.090	96	38.118	214	53.569	197	246	7	4:43.573	3:10.508	100	38.650	213	54.415	196	151
3	2:06.389	35.837	100	37.954	216	52.598		249	8	2:09.464	36.255	99	38.814	215	54.395	196	250
4	4:32.272	3:00.266	96	38.215	215	53.791	197	143	9	2:08.277	36.083	94	38.297	216	53.897	197	250
5	2:27.322	40.855	97	46.734	213	59.733		182	10	2:10.774	36.669	76	40.316	215	53.789		250

11 Mike Hezemans, NLD/ Xavier Maassen, NLD									theoretical besttime: 2:07.344								
1	2:42.544	1:05.499	95	41.523	212	55.522	196	140	8	2:08.297	36.231	95	38.176	215	53.890	200	248
2	2:09.807	36.596	95	38.537	215	54.674	197	245	9	2:08.215	36.237	99	38.414	216	53.564	198	251
3	2:08.517	36.446	95	38.388	215	53.683	197	247	10	2:07.458	35.777	99	38.015	216	53.666	198	250
4	2:07.642	35.769	97	38.081	214	53.792	198	248	11	2:12.936	35.765	99	40.372	183	56.799		249
5	2:07.872	35.919	98	38.276	213	53.677	198	248	12	3:17.465	1:44.073	95	39.011	213	54.381	197	145
6	2:27.721	41.158	88	47.443	188	59.120		183	13	2:08.217	36.041	98	38.392	216	53.784	198	248
7	13:53.790	12:19.063	93	39.855	215	54.872	196	115	14		36.281	97					249

12 Oliver Gavin, GBR/ Pertti Kuismanen, FIN									theoretical besttime: 2:08.779								
1	3:13.606	1:32.641	92	43.346	209	57.619	194	131	7	2:12.518	36.747	102	39.990	214	55.781	195	247
2	2:11.319	37.648	103	38.873	214	54.798	196	245	8	2:09.305	36.795	99	38.233	215	54.277	197	248
3	2:10.187	36.960	96	38.243	215	54.984	195	247	9	2:09.081	36.507	99	38.316	215	54.258	197	249
4	2:11.436	38.603	97	38.649	215	54.184	197	247	10	2:29.267	36.379	93	49.566	197	1:03.322		249
5	2:12.261	36.362	103	38.425	214	57.474		248	11	3:29.680	1:52.600	85	40.625	212	56.455	196	115
6	16:00.860	14:14.522	92	47.636	191	58.702	196	118	12		36.878	102	42.007	212			247

13 Andrea Piccini, ITA/ Marc Hennerici, DEU									theoretical besttime: 2:07.828								
1	2:56.056	1:14.170	87	41.757	209	1:00.129	196	129	7	2:10.368	36.423	99	38.410	213	55.535	198	247
2	2:09.313	36.844	98	38.641	213	53.828	198	246	8	2:09.015	36.087	99	38.375	216	54.553	196	250
3	2:07.944	36.105	100	38.198	215	53.641	198	248	9	2:09.787	36.662	99	38.640	215	54.485	195	250
4	2:12.623	37.255	84	40.667	200	54.701	197	250	10	2:08.950	36.173	98	38.454	214	54.323	195	249
5	2:11.932	36.036	95	38.151	214	57.745		251	11	2:09.497	36.307	95	38.366	213	54.824	193	249
6	16:11.189	14:34.471	91	41.127	211	55.591	195	123	12	2:15.241	37.408	91	39.222	210	58.611		248

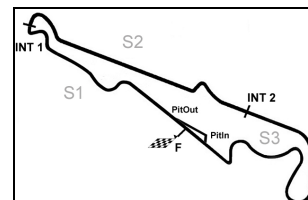
23 Michael Krumm, DEU/ Peter Dumbreck, GBR									theoretical besttime: 2:07.863								
1	3:18.211	1:41.058	90	40.616	213	56.537	198	123	7	2:09.800	36.763	98	38.634	216	54.403	198	251
2	2:08.654	36.293	97	38.342	217	54.019	198	248	8	2:10.002	36.228	95	39.004	215	54.770	200	250
3	2:08.573	36.217	98	38.091	218	54.265	199	251	9	2:14.510	39.681		39.813	216	55.016		251
4	2:10.040	37.872	94	38.249	217	53.919	201	251	10	4:48.769	3:14.375	90	39.115	216	55.279	199	154
5	2:08.941	35.853	98	38.403	217	54.685		249	11	2:12.419	37.756	86	39.214	216	55.449	197	249
6	15:52.310	14:15.511	90	39.465	216	57.334	198	117	12		37.145	88					249

24 Peter Kox, NLD/ Christopher Haase, DEU									theoretical besttime: 2:09.529								
1	2:47.536	1:08.616	83	41.359	199	57.561	198	144	5	2:10.904	36.692	95	39.061	218	55.151		248
2	2:10.010	36.772	99	38.572	218	54.666	200	245	6	16:22.916	14:42.694	91	42.326	215	57.896	199	113
3	2:09.675	36.525	98	38.585	219	54.565	200	249	7	2:15.326	37.476	90	40.969	213	56.881		249
4	2:09.611	36.506	94	38.458	217	54.647	200	248									

25 Ricardo Zonta, BRA/ Rafael Daniel, BRA									theoretical besttime: 2:05.754								
1	2:39.817	1:03.650	93	41.499	215	54.668	200	133	8	2:09.372	36.692	95	38.428	217	54.252	199	248
2	2:07.668	36.442	105	38.210	219	53.016	201	248	9	2:09.492	36.559	92	38.350	216	54.583	197	249
3	2:06.844	35.605	103	38.260	220	52.979	200	249	10	2:13.849	38.013	67	41.028	215	54.808	198	247
4	2:07.746	35.474	104	37.301	211	54.971	199	249	11	2:10.156	36.804	93	38.709	216	54.643	198	248
5	2:06.319	35.597	103	37.698	219	53.024	199	248	12	2:10.709	36.833	95	38.921	216	54.955	197	248
6	2:25.443	39.301	92	45.755	199	1:00.387		225	13	2:10.555	36.825	94	38.698	216	55.032	198	247
7	14:21.741	12:44.953	94	41.296	215	55.492	200	144	14		39.375	87	43.000	195			246

Paul Ricard HTTT, Length: 5842 m

FIA REGNR:4GT1/4GT3-F.300610


GT1 World Championship
Lap analysis: Warm Up

Lap	Time	SE1	SP1	SE2	SP2	SE3	SP3	TSP	Lap	Time	SE1	SP1	SE2	SP2	SE3	SP3	TSP
33	Altfried Heger, DEU/ Alexander Margaritis, GRC								theoretical besttime: 2:08.895								
1	2:33.090	57.207	87	40.383	210	55.500	194	128	5	14:40.073	13:02.262	95	39.448	210	58.363	194	150
2	2:10.484	37.245	100	38.421	211	54.818	194	244	6	2:09.052	36.146	97	38.578	211	54.328	194	245
3	2:17.914	38.208	97	40.559	212	59.147		245	7	2:09.956	36.332	91	38.600	212	55.024	194	245
4	5:47.741	4:01.925	84	46.298	212	59.518		136	8	2:10.034	36.903	97	39.132	212	53.999		244

34	Matteo Bobbi, ITA/ Bert Longin, BEL								theoretical besttime: 2:08.031								
1	3:02.365	1:14.806	94	44.195	174	1:03.364	194	129	7	2:06.739	35.924	99	38.235	213	52.580		247
2	2:12.525	36.424	101	42.438	211	53.663		245	8	3:18.508	1:44.664	87	39.233	214	54.611	194	147
3	3:26.020	1:49.137	90	41.200	212	55.683	193	136	9	2:24.994	36.850	95	38.764	213	1:09.380	195	245
4	2:12.620	37.323	93	40.435	213	54.862		243	10	2:10.841	36.901	97	38.863	214	55.077	194	245
5	16:32.532	14:58.826	98	39.233	211	54.473	194	152	11	2:11.357	37.193	96	39.408	214	54.756		246
6	2:08.288	36.181	103	38.228	212	53.879	195	245									

37	Christoph Bouchut, FRA/ Marc Basseng, DEU								theoretical besttime: 2:14.230								
1	4:55.519	3:13.669	89	42.877	213	58.973	197	122	3	2:21.706	40.536	81	43.320	213	57.850		225
2	2:14.230	37.524	93	40.478	217	56.228	196	246									

38	Dominik Schwager, DEU/ Nicky Pastorelli, ITA								theoretical besttime: 2:08.281								
1	27:40.189	26:05.288	100	39.668	216	55.233	199	155	3	2:08.903	36.279	100	38.683	217	53.941		248
2	2:08.281	36.062	100	38.351	217	53.868	198	248									

40	Bas Leinders, BEL/ Maxime Martin, BEL								theoretical besttime: 2:08.538								
1	2:50.372	1:12.155	93	41.285	210	56.932	194	111	4	2:09.107	36.607	94	38.292	213	54.208	196	248
2	2:10.002	36.871	94	38.598	213	54.533	196	247	5	2:10.558	36.174	102	38.156	214	56.228		249
3	2:09.453	36.238	101	38.211	213	55.004	197	248	6	16:31.286	14:40.212	80	48.638	207	1:02.436		107

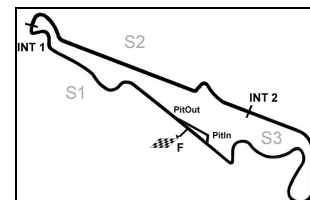
41	Renaud Kuppens, BEL/ Markus Palttala, FIN								theoretical besttime: 2:08.267								
1	3:06.529	1:22.844	90	44.013	209	59.672	192	116	7	3:38.933	2:05.458	99	38.929	211	54.546	194	148
2	2:11.804	36.893	99	39.955	213	54.956	196	245	8	2:09.368	36.534	90	38.491	212	54.343	195	247
3	2:09.165	36.475	104	38.356	213	54.334	196	247	9	2:08.537	36.355	97	38.375	213	53.807	193	248
4	2:08.509	36.421	100	38.394	213	53.694		249	10	2:08.440	36.146	99	38.314	212	53.980	195	248
5	3:34.536	1:55.474	98	40.849	213	58.213		140	11	2:07.976	36.179	93	38.503	213	53.294		248
6	14:32.561	12:50.483	90	41.804	208	1:00.274		135									

Paul Ricard HTTT, Length: 5842 m

FIA REGNR:4GT1/4GT3-F.300610

GT1 World Championship

Top Speed List Warm Up



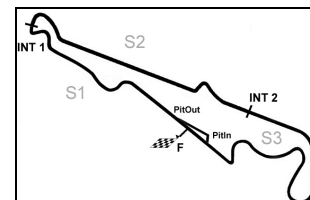
Nr	Team, Car, Driver, Nat	Top speed
4	Swiss Racing Team, Nissan GT - R Ara Seiji , Nilsson Max ,	254 km/h
3	Swiss Racing Team, Nissan GT - R Wendlinger Karl , Moser Henri ,	252 km/h
23	Sumo Power GT, Nissan GT - R Krumm Michael , Dumbreck Peter ,	251 km/h
11	Mad-Croc Racing, Corvette Z06 Hezemans Mike , Maassen Xavier ,	251 km/h
6	Matech Competition, Ford GT Matech Panis Olivier , Gachnang Natacha ,	251 km/h
13	Phoenix Racing /Carsport, Corvette Z06 Piccini Andrea , Hennerici Marc ,	251 km/h
9	Hexis AMR, Aston Martin DB9 Makowiecki Frederic , Accary Thomas ,	250 km/h
12	Mad-Croc Racing, Corvette Z06 Gavin Oliver , Kuismanen Pertti ,	249 km/h
40	Marc VDS Racing Team, Ford GT Leinders Bas , Martin Maxime ,	249 km/h
25	Reiter, Lamborghini Murcielago 670 R-SV Zonta Ricardo , Daniel Rafael ,	249 km/h
41	Marc VDS Racing Team, Ford GT Kuppens Renaud , Palttala Markus ,	249 km/h
24	Reiter, Lamborghini Murcielago 670 R-SV Kox Peter , Haase Christopher ,	249 km/h

Paul Ricard HTTT, Length: 5842 m

FIA REGNR:4GT1/4GT3-F.300610

GT1 World Championship

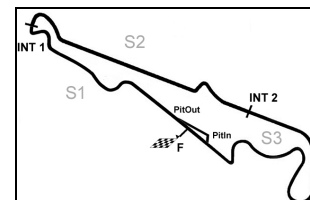
Top Speed List Warm Up



Nr	Team, Car, Driver, Nat	Top speed
38	All-Inkl.com Münnich Motorsport, Lamborghini Murci Schwager Dominik , Pastorelli Nicky ,	248 km/h
7	Young Driver AMR, Aston Martin DB9 Turner Darren , Enge Tomas ,	247 km/h
8	Young Driver AMR, Aston Martin DB9 Nygaard Christoffer , Mücke Stefan ,	247 km/h
34	Triple H Team Hegersport, Maserati MC12 Bobbi Matteo , Longin Bert ,	247 km/h
2	Vitaphone Racing Team, Maserati MC12 Bernoldi Enrique , Ramos Miguel ,	247 km/h
1	Vitaphone Racing Team, Maserati MC12 Bertolini Andrea , Bartels Michael ,	246 km/h
37	All-Inkl.com Münnich Motorsport, Lamborghini Murci Bouchut Christoph , Basseng Marc ,	246 km/h
33	Triple H Team Hegersport, Maserati MC12 Heger Altfrid , Margaritis Alexander ,	245 km/h
5	Matech Competition, Ford GT Matech Grosjean Romain , Mutsch Thomas ,	244 km/h
22	Sumo Power GT, Nissan GT - R Hughes Warren , Campbell-Walter Jamie ,	km/h
SC	, Nissan 350Z ,	km/h
10	Hexis AMR, Aston Martin DB9 Hirschi Jonathan , Piccione Clivio ,	km/h

Paul Ricard HTTT, Length: 5842 m

FIA REGNR:4GT1/4GT3-F.300610



GT1 World Championship

Starting Grid Championship Race GT1 World Championship 04.07.10, 14:15 h

POLE POSITION

1 Vitaphone Racing Team (1.) Andrea Bertolini/ Michael Bartels
22 Sumo Power GT (3.) Warren Hughes/ Jamie Campbell-Walker
2 Vitaphone Racing Team (5.) Enrique Bernoldi/ Miguel Ramos
5 Matech Competition (7.) Romain Grosjean/ Thomas Mutsch
23 Sumo Power GT (9.) Michael Krumm/ Peter Dumbreck
9 Hexis AMR (11.) Frederic Makowiecki/ Thomas Accar
25 Reiter (13.) Ricardo Zonta/ Rafael Daniel
38 All-Inkl.com Münnich Motorsport (15.) Dominik Schwager/ Nicky Pastorelli
10 Hexis AMR (17.) Jonathan Hirschi/ Clivio Piccione
12 Mad-Croc Racing (19.) Oliver Gavin/ Pertti Kuismanen
3 Swiss Racing Team (21.) Karl Wendlinger/ Henri Moser
8 Young Driver AMR (23.) Christoffer Nygaard/ Stefan Mücke

24 Reiter (2.) Peter Kox/ Christopher Haase
11 Mad-Croc Racing (4.) Mike Hezemans/ Xavier Maassen
13 Phoenix Racing /Carsport (6.) Andrea Piccini/ Marc Hennerici
33 Triple H Team Hegersport (8.) Alfريد Heger/ Alexander Margaritis
7 Young Driver AMR (10.) Darren Turner/ Tomas Enge
4 Swiss Racing Team (12.) Seiji Ara/ Max Nilsson
34 Triple H Team Hegersport (14.) Matteo Bobbi/ Bert Longin
37 All-Inkl.com Münnich Motorsport (16.) Christoph Bouchut/ Marc Basseng
6 Matech Competition (18.) Olivier Panis/ Natacha Gachnang
40 Marc VDS Racing Team (20.) Bas Leinders/ Maxime Martin
41 Marc VDS Racing Team (22.) Markus Palmtala/ Renaud Kuppens

Car number 8 starts at the end of the starting grid by the stewards decision no. 6

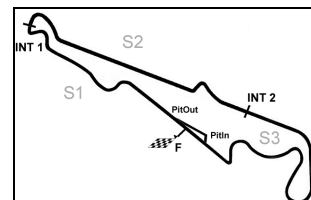
Publications Time:

- Race Director:

- Time Keeping:

Paul Ricard HTTT, Length: 5842 m

FIA REGNR:4GT1/4GT3-F.300610

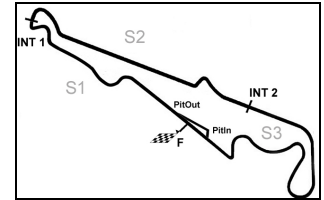

GT1 World Championship
Results Championship Race

started : 23 classified : 23 not classified : 0

Pos	Nr	Team, Car, Driver, Nat	Laps	Time	Gap	Int	Avg(km/h)	Fastest	In Lap
1	1	Vitaphone Racing Team, Maserati MC12 Bertolini Andrea , ITA Bartels Michael , DEU	28	1:00:30.245			162,21	2:06.069	5
2	23	Sumo Power GT, Nissan GT - R Krumm Michael , DEU Dumbreck Peter , GBR	28	1:00:37.302	7.057	7.057	161,90	2:06.445	21
3	33	Triple H Team Hegersport, Maserati MC12 Heger Alfrid , DEU Margaritis Alexander , GRC	28	1:00:54.878	24.633	17.576	161,12	2:07.056	17
4	40	Marc VDS Racing Team, Ford GT Leinders Bas , BEL Martin Maxime , BEL	28	1:00:56.454	26.209	1.576	161,05	2:06.549	15
5	13	Phoenix Racing /Carsport, Corvette Z06 Piccini Andrea , ITA Hennerici Marc , DEU	28	1:00:59.915	29.670	3.461	160,90	2:06.002	5
6	11	Mad-Croc Racing, Corvette Z06 Hezemans Mike , NLD Maassen Xavier , NLD	28	1:01:06.069	35.824	6.154	160,63	2:06.681	15
7	5	Matech Competition, Ford GT Matech Grosjean Romain , CHE Mutsch Thomas , DEU	28	1:01:16.423	46.178	10.354	160,18	2:06.520	8
8	22	Sumo Power GT, Nissan GT - R Hughes Warren , GBR Campbell-Walter Jamie , GBR	28	1:01:24.609	54.364	8.186	159,82	2:07.151	18
9	9	Hexis AMR, Aston Martin DB9 Makowiecki Frederic , FRA Accary Thomas , FRA	28	1:01:26.944	56.699	2.335	159,72	2:07.300	5
10	25	Reiter, Lamborghini Murcielago 670 R-SV Zonta Ricardo , BRA Daniel Rafael , BRA	28	1:01:27.471	57.226	0.527	159,70	2:07.052	9
11	34	Triple H Team Hegersport, Maserati MC12 Bobbi Matteo , ITA Longin Bert , BEL	28	1:01:35.188	1:04.943	7.717	159,36	2:08.022	5
12	38	All-Inkl.com Münnich Motorsport, Lamborghini Murcielago 670 R-SV Schwager Dominik , DEU Pastorelli Nicky , ITA	28	1:01:35.650	1:05.405	0.462	159,34	2:07.508	23
13	10	Hexis AMR, Aston Martin DB9 Hirschi Jonathan , CHE Piccione Clivio , MCO	28	1:01:41.587	1:11.342	5.937	159,09	2:08.085	5
14	41	Marc VDS Racing Team, Ford GT Kuppens Renaud , BEL Palttala Markus , FIN	28	1:01:45.021	1:14.776	3.434	158,94	2:07.986	6

Paul Ricard HTTT, Length: 5842 m

FIA REGNR:4GT1/4GT3-F.300610

GT1 World Championship

Results Championship Race

started : 23 classified : 23 not classified : 0

Pos	Nr	Team, Car, Driver, Nat	Laps	Time	Gap	Int	Avg(km/h)	Fastest	In Lap
15	3	Swiss Racing Team, Nissan GT - R Wendlinger Karl , AUT Moser Henri , CHE	28	1:01:48.025	1:17.780	3.004	158,81	2:07.714	21
16	7	Young Driver AMR, Aston Martin DB9 Turner Darren , GBR Enge Tomas , CZE	28	1:01:54.142	1:23.897	6.117	158,55	2:07.555	15
17	37	All-Inkl.com Münnich Motorsport, Lamborghini Murcielago 670 R-SV Bouchut Christoph , FRA Basseng Marc , DEU	28	1:01:56.345	1:26.100	2.203	158,46	2:08.216	2
18	24	Reiter, Lamborghini Murcielago 670 R-SV Kox Peter , NLD Haase Christopher , DEU	28	1:02:17.475	1:47.230	21.130	157,56	2:07.617	3
19	12	Mad-Croc Racing, Corvette Z06 Gavin Oliver , GBR Kuismanen Pertti , FIN	28	1:02:17.485	1:47.240	0.010	157,56	2:07.026	9
20	8	Young Driver AMR, Aston Martin DB9 Nygaard Christoffer , DNK Mücke Stefan , DEU	28	1:02:23.949	1:53.704	6.464	157,29	2:05.972	16
21	6	Matech Competition, Ford GT Matech Panis Olivier , FRA Gachnang Natacha , CHE	17	42:13.775	11LAPS	11 LAPS	141,11	2:07.232	4
22	2	Vitaphone Racing Team, Maserati MC12 Bernoldi Enrique , BRA Ramos Miguel , PRT	10	21:17.008	18LAPS	7 LAPS	164,69	2:06.330	5
23	4	Swiss Racing Team, Nissan GT - R Ara Seiji , JPN Nilsson Max , SWE	9	19:41.150	19LAPS	1 LAP	160,25	2:07.579	7

Fastest Lap: 8 Nygaard 2:05.972 = 166,95 km/h in LAP 16

Car number 8 starts at the end of the starting grid by the stewards decision no. 6

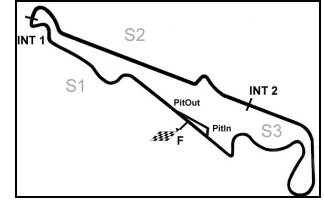
Steward:

Steward:

Steward:

Paul Ricard HTTT, Length: 5842 m

FIA REGNR:4GT1/4GT3-F.300610



GT1 World Championship

Lap analysis: Championship Race

Lap	Time	SE1	SP1	SE2	SP2	SE3	SP3	TSP	Lap	Time	SE1	SP1	SE2	SP2	SE3	SP3	TSP
1 Andrea Bertolini, ITA/ Michael Bartels, DEU									theoretical besttime: 2:06.016								
1	2:12.643	40.355	98	38.673	213	53.615	190	234	15	2:06.714	35.638	101	37.871	214	53.205	191	245
2	2:06.699	35.605	105	37.695	213	53.399	192	244	16	2:06.574	35.573	103	37.789	214	53.212	191	246
3	2:07.010	35.649	105	37.714	216	53.647	190	244	17	2:06.493	35.587	103	37.771	216	53.135	191	247
4	2:07.783	36.082	106	38.151	216	53.550	190	244	18	2:06.914	35.769	102	37.781	215	53.364	191	247
5	2:06.069	35.377	105	37.622	214	53.070	190	244	19	2:06.828	35.603	101	37.811	215	53.414	192	247
6	2:06.553	35.580	105	37.584	214	53.389	191	244	20	2:06.907	35.685	101	37.758	215	53.464	192	247
7	2:06.513	35.632	105	37.624	216	53.257	191	244	21	2:07.249	35.772	102	37.792	215	53.685	192	248
8	2:07.009	35.799	102	37.696	214	53.514	191	244	22	2:07.406	35.975	101	37.770	216	53.661	191	245
9	2:07.210	35.609	103	38.022	215	53.579	190	244	23	2:07.847	35.889	100	38.021	216	53.937	191	247
10	2:07.490	35.925	103	37.916	214	53.649	191	245	24	2:07.605	35.870	100	37.852	215	53.883	191	247
11	2:07.691	35.593	101	38.222	213	53.876	191	246	25	2:07.975	36.200	100	37.972	215	53.803	192	247
12	2:07.753	36.182	101	38.117	214	53.454		246	26	2:08.479	36.143	101	38.026	215	54.310	192	247
13	3:05.317	1:33.316	102	38.498	213	53.503	190	149	27	2:08.516	36.088	100	38.227	215	54.201	192	247
14	2:06.695	35.733	101	37.907	213	53.055	191	244	28	2:12.303	36.603	99	38.929	215	56.771	129	247

2 Enrique Bernoldi, BRA/ Miguel Ramos, PRT									theoretical besttime: 2:06.218								
1	2:13.490	41.300	98	38.552	211	53.638	190	239	6	2:06.753	35.761	102	37.549	213	53.443	190	244
2	2:07.355	36.320	97	37.769	212	53.266	191	246	7	2:06.662	35.768	104	37.563	214	53.331	189	244
3	2:06.630	35.866	101	37.752	214	53.012	189	244	8	2:06.818	35.822	103	37.574	213	53.422	190	244
4	2:07.134	35.923	104	37.723	214	53.488	190	244	9	2:07.042	35.766	103	37.753	214	53.523	190	244
5	2:06.330	35.671	105	37.535	213	53.124	190	245	10	2:08.794	35.979	102	37.860	213	54.955	165	246

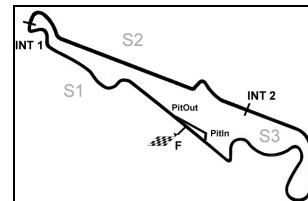
3 Karl Wendlinger, AUT/ Henri Moser, CHE									theoretical besttime: 2:07.463								
1	2:21.392	46.432	96	39.953	218	55.007	194	227	15	2:08.107	36.162	101	38.339	219	53.606	194	248
2	2:10.577	37.012	99	39.094	217	54.471	195	252	16	2:08.040	36.059	103	38.305	218	53.676	194	249
3	2:10.432	36.515	97	39.416	220	54.501	193	251	17	2:08.013	36.017	103	38.307	219	53.689	194	249
4	2:10.967	36.841	92	39.306	220	54.820	193	251	18	2:07.977	36.079	103	38.240	218	53.658	195	249
5	2:09.989	36.544	98	38.489	218	54.956	193	251	19	2:07.792	36.045	103	38.034	219	53.713	194	251
6	2:10.627	36.698	97	38.616	219	55.313	193	250	20	2:08.303	36.732	98	38.050	218	53.521	194	251
7	2:11.616	36.541	96	39.048	219	56.027	193	249	21	2:07.714	35.986	98	37.988	219	53.740	193	250
8	2:11.288	36.973	95	38.879	218	55.436	193	250	22	2:07.728	35.998	99	38.162	219	53.568	194	249
9	2:11.825	37.289	96	38.970	219	55.566	193	249	23	2:08.249	36.062	102	38.137	219	54.050	194	251
10	2:12.895	37.713	94	39.193	217	55.989	193	251	24	2:10.346	37.333	94	38.851	217	54.162	193	252
11	2:12.631	37.113	91	39.140	217	56.378	193	251	25	2:09.096	36.186	102	38.670	219	54.240	194	251
12	2:13.166	37.501	93	39.491	216	56.174		249	26	2:09.849	36.092	100	38.340	220	55.417	195	251
13	3:13.464	1:40.820	99	38.640	217	54.004	194	154	27	2:08.943	36.440	97	38.407	219	54.096	194	252
14	2:07.930	36.231	104	37.956	219	53.743	193	248	28	2:09.069	36.253	99	38.315	217	54.501	192	251

4 Seiji Ara, JPN/ Max Nilsson, SWE									theoretical besttime: 2:07.201								
1	2:16.700	44.025	97	38.762	219	53.913	194	243	6	2:09.212	37.468	75	38.355	219	53.389	193	248
2	2:09.157	36.506	100	38.580	220	54.071	196	253	7	2:07.579	36.077	97	38.142	220	53.360	194	250
3	2:08.417	36.996	98	37.921	220	53.500	194	252	8	2:20.917	40.101	95	44.709	172	56.107	180	251
4	2:09.366	37.401	95	38.258	220	53.707	194	252	9	2:12.188	37.905	98	39.952	211	54.331		244
5	2:07.614	36.490	91	37.899	220	53.225	193	251									

5 Romain Grosjean, CHE/ Thomas Mutsch, DEU									theoretical besttime: 2:06.329								
1	2:15.612	42.526	89	38.991	213	54.095	189	240	15	2:07.857	35.910	100	37.995	213	53.952	190	248
2	2:09.398	36.230	102	39.508	213	53.660	191	248	16	2:07.098	36.067	100	37.916	213	53.115		249
3	2:07.943	36.335	102	37.817	213	53.791	190	249	17	3:07.091	1:34.530	93	38.529	212	54.032	188	153
4	2:08.270	37.199	102	37.980	213	53.091	189	252	18	2:08.431	36.205	99	38.222	212	54.004	188	247
5	2:07.424	35.854	99	37.790	214	53.780	189	247	19	2:09.704	36.254	98	38.294	212	55.156	190	247
6	2:06.858	35.883	101	37.873	213	53.102	189	247	20	2:08.280	36.236	98	38.136	213	53.908	190	249
7	2:06.563	35.559	102	37.708	213	53.296	189	245	21	2:08.635	36.348	99	38.118	213	54.169	189	248
8	2:06.520	35.632	102	37.679	213	53.209	189	246	22	2:12.533	36.193	98	38.267	213	58.073	188	247
9	2:07.012	35.748	100	37.824	213	53.440	190	247	23	2:10.663	37.277	94	38.641	214	54.745	187	247
10	2:07.048	35.751	99	37.878	213	53.419	190	248	24	2:11.554	37.297	96	38.871	212	55.386	189	250
11	2:08.183	35.853	98	37.803	213	54.527	190	248	25	2:11.367	37.244	94	38.879	212	55.244	189	249

Paul Ricard HTTT, Length: 5842 m

FIA REGNR:4GT1/4GT3-F.300610



GT1 World Championship

Lap analysis: Championship Race

Lap	Time	SE1	SP1	SE2	SP2	SE3	SP3	TSP	Lap	Time	SE1	SP1	SE2	SP2	SE3	SP3	TSP
12	2:07.478	35.940	101	37.876	212	53.662	190	248	26	2:12.271	37.279	96	39.308	212	55.684	189	248
13	2:07.299	35.825	100	37.878	212	53.596	189	246	27	2:13.092	37.387	95	39.165	213	56.540	188	249
14	2:07.680	35.982	100	37.967	213	53.731	190	247	28	2:14.559	37.736	96	39.671	210	57.152	176	248

6 Olivier Panis, FRA/ Natacha Gachnang, CHE

theoretical besttime: 2:06.629

1	2:22.029	46.526	90	40.730	212	54.773	191	245	10	2:08.678	36.037	95	38.446	215	54.195	193	250
2	2:10.132	36.628	100	39.269	214	54.235	188	251	11	2:09.959	36.405	95	39.035	213	54.519	193	253
3	2:08.486	36.766	103	38.626	213	53.094	190	243	12	2:07.964	36.079	98	38.208	211	53.677	190	249
4	2:07.232	35.774	100	37.761	214	53.697	191	248	13	2:07.835	35.854	98	38.213	212	53.768	190	248
5	2:09.204	36.642	101	37.929	214	54.633	192	250	14	2:08.580	36.001	94	38.527	211	54.052	191	248
6	2:08.546	36.379	98	38.074	214	54.093	191	250	15	2:08.421	36.161	96	38.507	213	53.753	191	249
7	2:08.617	36.200	98	38.275	215	54.142	193	245	16	7:22.076	5:37.656	54	44.246	207	1:00.174	184	135
8	2:10.798	37.792	98	39.125	214	53.881	190	247	17	2:26.487	39.026	90	43.335	208	1:04.126		245
9	2:08.731	36.652	92	38.414	215	53.665	191	250									

7 Darren Turner, GBR/ Tomas Enge, CZE

theoretical besttime: 2:07.345

1	3:03.616	1:30.127	100	38.945	211	54.544	189	152	15	2:07.555	35.827	98	38.115	213	53.613	189	244
2	2:09.035	36.247	102	38.476	213	54.312	189	243	16	2:07.734	35.922	102	38.082	214	53.730	188	245
3	2:08.471	36.096	101	38.238	214	54.137	190	242	17	2:07.837	35.878	101	38.064	215	53.895	189	245
4	2:08.476	36.017	102	38.219	214	54.240	190	244	18	2:07.555	35.748	100	38.127	214	53.680	189	245
5	2:08.106	35.845	103	38.056	213	54.205	190	244	19	2:07.797	35.965	101	38.069	215	53.763	189	247
6	2:08.360	35.863	102	38.196	214	54.301	189	244	20	2:07.590	35.776	98	38.050	214	53.764	190	247
7	2:08.636	36.017	100	38.246	215	54.373	189	244	21	2:08.100	35.798	99	37.984	216	54.318	189	246
8	2:09.182	36.074	102	38.531	213	54.577	190	244	22	2:08.976	36.670	96	38.163	213	54.143	189	247
9	2:09.347	36.124	101	38.443	214	54.780	190	244	23	2:08.397	36.012	96	38.122	216	54.263	189	245
10	2:09.446	36.211	100	38.536	213	54.699	190	245	24	2:08.206	35.995	96	38.088	215	54.123	189	246
11	2:10.337	36.305	99	38.738	213	55.294	190	245	25	2:09.016	35.836	97	38.278	214	54.902	189	247
12	2:10.164	36.621	98	39.145	212	54.398		245	26	2:08.669	36.266	95	38.198	215	54.205	189	245
13	3:05.731	1:33.128	101	38.459	212	54.144	188	152	27	2:08.558	36.029	98	38.349	214	54.180	190	247
14	2:08.315	36.073	102	38.287	213	53.955	188	244	28	2:09.272	36.213	100	38.673	214	54.386	189	247

8 Christoffer Nygaard, DNK/ Stefan Mücke, DEU

theoretical besttime: 2:05.972

1	2:21.955	46.774	95	40.248	213	54.933	189	240	15	2:06.515	35.558	103	37.739	213	53.218	190	244
2	2:11.041	37.244	101	39.056	213	54.741	192	245	16	2:05.972	35.303	102	37.655	216	53.014	190	246
3	2:09.731	36.414	104	38.799	215	54.518	189	248	17	2:06.347	35.315	103	37.893	215	53.139	190	246
4	2:09.131	36.513	95	38.626	215	53.992	190	245	18	2:06.772	35.367	100	37.981	213	53.424	191	246
5	2:08.108	36.245	103	38.136	214	53.727	191	247	19	2:06.770	35.617	100	37.876	215	53.277	191	247
6	2:08.363	36.071	104	38.384	215	53.908	190	247	20	2:06.669	35.491	99	37.748	215	53.430	191	247
7	2:08.135	36.219	105	38.212	215	53.704	191	246	21	2:06.932	35.605	101	37.764	216	53.563	190	245
8	2:09.465	36.255	105	38.735	215	54.475	191	247	22	2:06.926	35.645	101	37.759	216	53.522	190	246
9	2:09.814	36.524	101	38.717	214	54.573	190	247	23	2:07.134	35.674	100	37.833	216	53.627	191	246
10	2:35.060	36.460	100	38.580	206	1:20.020		247	24	2:07.248	35.796	100	37.858	216	53.594	191	247
11	3:06.918	1:33.818	101	38.708	213	54.392	190	151	25	2:07.700	35.687	100	37.985	216	54.028	191	247
12	2:08.762	36.241	100	38.357	213	54.164	190	244	26	2:07.417	35.896	101	37.853	216	53.668	190	247
13	2:08.015	36.304	101	38.396	214	53.315		244	27	2:07.870	35.861	101	38.008	216	54.001	191	247
14	3:11.400	1:39.295	100	38.352	212	53.753	189	153	28	2:07.779	35.769	99	37.798	216	54.212	190	247

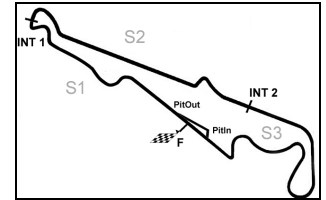
9 Frederic Makowiecki, FRA/ Thomas Accary, FRA

theoretical besttime: 2:07.164

1	2:16.468	43.623	92	38.990	212	53.855	190	226	15	2:09.177	36.155	98	38.402	213	54.620	190	248
2	2:09.137	36.550	94	38.551	215	54.036	190	249	16	2:08.541	36.361	98	38.530	214	53.650		248
3	2:07.890	36.523	98	37.706	216	53.661	191	247	17	3:06.397	1:32.707	95	38.662	214	55.028	190	153
4	2:09.707	37.202	100	37.989	216	54.516	190	251	18	2:10.126	36.449	94	38.969	212	54.708	190	247
5	2:07.300	35.884	99	37.812	215	53.604	189	247	19	2:09.407	36.426	95	38.322	214	54.659	190	247
6	2:07.751	35.854	101	37.848	215	54.049	190	247	20	2:09.494	36.307	97	38.384	214	54.803	190	249
7	2:07.880	36.090	93	37.892	215	53.898	188	252	21	2:10.467	36.384	95	38.859	215	55.224	189	250
8	2:09.677	36.881	98	38.131	214	54.665	190	247	22	2:09.890	36.552	94	38.460	214	54.878	190	248
9	2:08.303	35.920	100	38.270	215	54.113	190	248	23	2:10.321	36.674	95	38.782	215	54.865	190	248
10	2:08.397	35.945	99	38.031	215	54.421	189	249	24	2:10.467	36.766	96	38.578	215	55.123	190	248
11	2:08.764	36.141	99	38.154	213	54.469	191	249	25	2:10.798	36.790	95	38.753	214	55.255	191	248

Paul Ricard HTTT, Length: 5842 m

FIA REGNR:4GT1/4GT3-F.300610



GT1 World Championship

Lap analysis: Championship Race

Lap	Time	SE1	SP1	SE2	SP2	SE3	SP3	TSP	Lap	Time	SE1	SP1	SE2	SP2	SE3	SP3	TSP
12	2:08.619	36.096	100	38.186	214	54.337	190	249	26	2:10.347	36.742	92	38.614	213	54.991	190	249
13	2:08.828	36.110	98	38.285	212	54.433	190	247	27	2:11.563	37.173	94	39.032	214	55.358	190	249
14	2:08.843	36.085	100	38.256	213	54.502	190	248	28	2:12.385	36.997	98	39.055	213	56.333	189	249

10 Jonathan Hirschi, CHE/ Clivio Piccione, MCO

theoretical besttime: 2:07.561

1	2:17.405	44.798	83	38.512	215	54.095	190	230	15	2:08.541	36.481	94	38.548	215	53.512		248
2	2:09.060	36.218	97	38.515	215	54.327	191	251	16	3:06.425	1:33.107	94	38.873	214	54.445	190	155
3	2:08.807	36.934	92	38.196	217	53.677	191	249	17	2:09.868	36.850	93	38.698	215	54.320	190	247
4	2:09.634	36.590	94	39.272	215	53.772	191	250	18	2:10.637	36.611	93	39.167	216	54.859	190	248
5	2:08.085	36.234	96	38.091	214	53.760	191	251	19	2:09.427	36.482	95	38.479	215	54.466	190	249
6	2:08.768	35.989	93	38.881	216	53.898	190	250	20	2:09.392	36.527	93	38.564	214	54.301	192	249
7	2:08.153	36.293	96	38.060	216	53.800	191	249	21	2:09.499	36.391	92	38.554	215	54.554	189	249
8	2:08.512	36.501	94	38.173	216	53.838	192	249	22	2:10.058	36.640	92	38.779	214	54.639	189	248
9	2:08.897	36.179	95	38.281	216	54.437	190	249	23	2:10.557	36.829	92	38.870	216	54.858	192	248
10	2:08.538	36.095	99	38.234	217	54.209	192	249	24	2:10.467	36.490	92	38.723	215	55.254	190	252
11	2:08.436	36.127	100	38.070	215	54.239	191	249	25	2:11.091	36.922	89	38.757	216	55.412	192	249
12	2:08.730	36.265	97	38.228	216	54.237	191	249	26	2:11.406	36.804	91	38.893	214	55.709	188	252
13	2:08.922	36.274	98	38.381	215	54.267	190	248	27	2:12.650	38.050	89	38.989	214	55.611	189	244
14	2:09.337	36.388	94	38.416	215	54.533	191	248	28	2:20.285	37.398	85	39.124	214	1:03.763	188	248

11 Mike Hezemans, NLD/ Xavier Maassen, NLD

theoretical besttime: 2:06.396

1	2:14.802	40.797	97	39.404	213	54.601	192	238	15	2:06.681	35.702	98	37.829	216	53.150	192	247
2	2:09.624	36.058	91	39.835	215	53.731	194	249	16	2:06.710	35.695	98	37.710	215	53.305	191	248
3	2:08.316	36.432	97	37.883	216	54.001	193	248	17	2:06.864	35.655	99	37.814	216	53.395	193	249
4	2:15.633	44.306	100	38.073	215	53.254	192	237	18	2:08.760	36.193	95	38.785	215	53.782	191	251
5	2:08.486	36.524	102	38.020	216	53.942	193	249	19	2:06.856	35.729	100	37.760	216	53.367	193	249
6	2:08.473	36.233	99	38.016	216	54.224	192	251	20	2:08.585	36.113	99	37.872	216	54.600	193	250
7	2:08.629	36.027	101	38.358	216	54.244	195	248	21	2:08.619	36.505	100	38.378	215	53.736	192	251
8	2:09.874	37.418	97	38.322	217	54.134	193	251	22	2:07.714	36.046	99	37.950	215	53.718	192	248
9	2:08.624	36.312	98	38.395	215	53.917	191	250	23	2:08.073	36.322	96	38.160	216	53.591	192	248
10	2:09.226	36.078	92	38.714	214	54.434	193	248	24	2:08.043	35.952	96	38.026	215	54.065	193	249
11	2:08.374	35.912	92	38.373	213	54.089	193	248	25	2:07.609	35.856	96	38.041	216	53.712	194	249
12	2:07.796	36.239	95	38.526	213	53.031		248	26	2:08.129	35.962	99	38.182	216	53.985	193	250
13	3:11.220	1:38.410	95	38.655	212	54.155	191	152	27	2:08.588	36.471	94	38.211	215	53.906	192	243
14	2:07.322	35.975	98	38.047	207	53.300	193	247	28	2:08.439	36.134	96	38.272	215	54.033	192	249

12 Oliver Gavin, GBR/ Pertti Kuismanen, FIN

theoretical besttime: 2:06.579

1	2:17.752	44.948	89	38.582	216	54.222	190	241	15	2:08.547	36.401	91	38.392	214	53.754		246
2	2:09.058	36.114	99	38.549	214	54.395	191	249	16	3:41.091	2:04.448	85	40.737	212	55.906	190	148
3	2:08.818	36.857	93	38.051	216	53.910	191	247	17	2:11.231	37.075	98	38.885	214	55.271	190	246
4	2:08.448	36.572	94	38.566	214	53.310	190	248	18	2:11.539	37.190	98	38.696	213	55.653	190	247
5	2:07.597	36.373	87	38.095	213	53.129	190	247	19	2:11.967	37.130	97	38.968	213	55.869	187	247
6	2:07.186	36.301	86	37.768	215	53.117	190	247	20	2:12.735	38.732	90	38.881	213	55.122	190	245
7	2:07.621	36.007	95	38.120	216	53.494	190	245	21	2:12.289	37.791	97	38.945	214	55.553	190	247
8	2:08.744	36.733	100	38.065	216	53.946	190	247	22	2:11.367	37.720	99	38.860	214	54.787	190	246
9	2:07.026	35.694	97	37.974	215	53.358	190	246	23	2:11.166	36.730	100	38.695	215	55.741	190	248
10	2:08.672	36.346	100	38.063	215	54.263	190	247	24	2:12.106	37.088	98	38.666	215	56.352	189	247
11	2:07.597	35.910	94	38.123	214	53.564	191	248	25	2:13.101	37.830	93	39.100	214	56.171	190	247
12	2:07.820	36.004	100	38.040	213	53.776	190	248	26	2:12.555	37.577	96	38.905	214	56.073	190	247
13	2:08.079	36.049	98	38.124	213	53.906	190	246	27	2:12.186	37.356	98	38.814	213	56.016	190	248
14	2:08.737	36.325	100	38.233	214	54.179	190	246	28	2:12.450	37.542	89	39.158	214	55.750	188	247

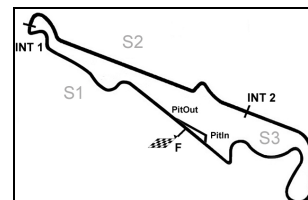
13 Andrea Piccini, ITA/ Marc Hennerici, DEU

theoretical besttime: 2:05.754

1	2:14.262	41.915	92	38.493	214	53.854	189	231	15	2:07.187	36.038	95	37.987	214	53.162		248
2	2:09.429	36.368	86	38.850	213	54.211	192	249	16	3:06.948	1:35.232	99	38.311	214	53.405	191	150
3	2:06.707	36.141	97	37.795	215	52.771	191	248	17	2:06.856	35.588	102	37.810	216	53.458	189	248
4	2:06.061	35.402	99	37.679	213	52.980	189	247	18	2:07.151	35.894	100	37.806	214	53.451	191	248
5	2:06.002	35.510	101	37.602	213	52.890	190	247	19	2:07.519	35.857	100	38.047	214	53.615	190	249
6	2:06.167	35.546	98	37.656	214	52.965	190	248	20	2:07.203	35.787	100	37.716	216	53.700	192	248

Paul Ricard HTTT, Length: 5842 m

FIA REGNR:4GT1/4GT3-F.300610



GT1 World Championship

Lap analysis: Championship Race

Lap	Time	SE1	SP1	SE2	SP2	SE3	SP3	TSP	Lap	Time	SE1	SP1	SE2	SP2	SE3	SP3	TSP
7	2:06.440	35.669	97	37.581	216	53.190	191	248	21	2:06.696	35.689	100	37.662	216	53.345	192	250
8	2:06.860	35.696	100	37.679	213	53.485	190	249	22	2:07.303	35.922	102	37.858	215	53.523	190	248
9	2:06.986	35.734	98	37.855	215	53.397	189	248	23	2:07.192	35.836	103	37.914	217	53.442	191	251
10	2:07.992	35.911	97	37.783	216	54.298	186	250	24	2:07.774	35.868	100	38.044	215	53.862	190	248
11	2:07.408	35.937	96	37.707	213	53.764	190	246	25	2:06.532	35.879	99	37.842	213	52.811		248
12	2:07.815	35.824	98	37.726	215	54.265	185	248	26	2:35.813	1:04.072	99	38.010	215	53.731	191	151
13	2:08.673	36.450	96	38.213	213	54.010	191	246	27	2:08.348	36.334	99	37.915	215	54.099	189	250
14	2:07.995	36.014	99	38.026	214	53.955	191	247	28	2:08.596	35.945	100	38.355	214	54.296	189	250

22 Warren Hughes, GBR/ Jamie Campbell-Walter, GBR theoretical besttime: 2:06.584

1	2:13.294	40.147	91	38.544	216	54.603	193	240	15	2:07.196	35.679	99	37.786	219	53.731	193	249
2	2:10.033	37.110	79	38.510	217	54.413	194	249	16	2:08.077	36.661	96	37.916	218	53.500	193	251
3	2:09.125	36.138	95	38.614	219	54.373	187	248	17	2:07.162	35.907	98	37.844	220	53.411	194	249
4	2:09.238	37.281	96	38.682	220	53.275		248	18	2:07.151	35.672	99	37.787	219	53.692	195	251
5	2:33.512	1:01.373	94	37.993	217	54.146	193	155	19	2:07.635	36.093	96	38.103	220	53.439	195	254
6	2:07.750	35.950	95	37.678	219	54.122	192	249	20	2:07.903	36.343	97	37.856	218	53.704	194	252
7	2:07.949	35.948	93	37.869	218	54.132	193	249	21	2:07.344	35.631	101	37.988	219	53.725	192	251
8	2:08.521	36.081	93	37.999	218	54.441	192	249	22	2:07.165	35.786	97	37.793	219	53.586	193	250
9	2:09.509	36.125	94	38.065	220	55.319	193	249	23	2:07.299	35.726	97	37.916	220	53.657	194	251
10	2:09.016	36.423	91	37.928	218	54.665	193	254	24	2:08.984	35.785	100	38.188	221	55.011	195	251
11	2:08.880	36.204	94	38.013	216	54.663	193	251	25	2:10.997	37.122	99	38.914	220	54.961	194	251
12	2:07.794	36.230	94	38.134	217	53.430		251	26	2:11.302	37.199	93	39.049	221	55.054	194	252
13	3:08.493	1:35.515	96	38.893	217	54.085	192	154	27	2:07.741	35.901	97	38.108	218	53.732	194	252
14	2:07.432	36.026	95	38.114	217	53.292	193	248	28	2:08.107	35.801	97	38.324	220	53.982	194	251

23 Michael Krumm, DEU/ Peter Dumbreck, GBR theoretical besttime: 2:06.115

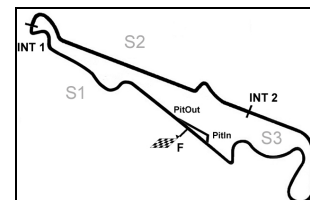
1	2:15.945	43.128	98	39.038	216	53.779	194	231	15	3:06.057	1:33.929	101	38.161	217	53.967	192	154
2	2:08.821	36.514	98	38.578	217	53.729	194	251	16	2:07.646	35.883	98	38.114	216	53.649	195	249
3	2:08.920	37.781	98	37.821	220	53.318	194	249	17	2:06.735	35.697	98	37.742	219	53.296	194	250
4	2:09.629	37.496	99	37.946	219	54.187	192	252	18	2:06.485	35.545	100	37.692	216	53.248	194	250
5	2:07.387	36.176	97	37.953	219	53.258	194	249	19	2:07.837	35.893	98	38.057	219	53.887	193	252
6	2:07.682	36.190	98	37.746	218	53.746	193	252	20	2:06.630	35.713	96	37.730	218	53.187	194	251
7	2:07.768	36.243	94	37.895	219	53.630	193	252	21	2:06.445	35.417	97	37.595	219	53.433	194	251
8	2:07.326	36.259	98	37.791	218	53.276	194	244	22	2:06.450	35.562	98	37.689	218	53.199	193	249
9	2:07.684	35.694	99	38.154	220	53.836	195	249	23	2:06.532	35.532	97	37.719	220	53.281	193	249
10	2:07.721	36.192	98	38.057	218	53.472	193	251	24	2:06.759	35.601	97	37.779	218	53.379	193	249
11	2:06.973	35.630	98	37.881	217	53.462	193	249	25	2:07.605	35.895	98	38.091	219	53.619	194	251
12	2:07.128	35.812	98	37.865	217	53.451	195	249	26	2:07.761	35.966	97	38.019	218	53.776	195	247
13	2:07.428	35.808	98	38.093	217	53.527	193	248	27	2:07.749	35.916	96	38.025	219	53.808	193	251
14	2:07.232	35.894	98	38.235	218	53.103		249	28	2:08.967	36.151	94	38.021	219	54.795	170	250

24 Peter Kox, NLD/ Christopher Haase, DEU theoretical besttime: 2:06.185

1	2:10.128	38.584	99	38.142	216	53.402	190	235	15	2:07.054	36.015	99	38.205	216	52.834		245
2	2:08.199	36.083	102	38.013	215	54.103	191	243	16	3:07.924	1:34.596	96	38.760	214	54.568	190	155
3	2:07.617	36.127	102	37.958	216	53.532	189	241	17	2:10.325	36.902	91	38.757	217	54.666	191	245
4	2:06.617	36.140	102	38.099	216	52.378		241	18	2:10.000	36.784	98	38.596	216	54.620	192	245
5	2:32.765	1:00.813	100	38.120	215	53.832	191	157	19	2:10.884	36.890	96	38.998	217	54.996	191	247
6	2:08.918	35.921	101	37.886	216	55.111	190	244	20	2:09.994	36.529	99	38.571	216	54.894	192	247
7	2:10.298	36.569	97	38.985	216	54.744	190	246	21	2:11.389	36.768	95	38.675	217	55.946	188	246
8	2:08.260	36.146	101	38.136	216	53.978	190	243	22	2:14.789	37.725	91	39.135	216	57.929	190	239
9	2:09.067	36.062	101	38.254	216	54.751	191	244	23	2:14.137	38.161	93	39.566	216	56.410	190	245
10	2:08.335	35.938	99	38.278	214	54.119	191	245	24	2:14.087	37.514	94	39.837	216	56.736	190	245
11	2:08.346	36.057	98	38.183	213	54.106	192	246	25	2:14.839	37.600	92	39.868	216	57.371	191	246
12	2:08.263	36.135	100	38.068	215	54.060	191	245	26	2:15.339	38.006	91	39.956	215	57.377	187	247
13	2:08.603	36.233	99	38.145	215	54.225	190	244	27	2:15.879	38.167	92	40.077	215	57.635	191	245
14	2:08.359	36.040	99	38.217	215	54.102	191	244	28	2:17.060	38.123	89	40.759	213	58.178	188	245

Paul Ricard HTTT, Length: 5842 m

FIA REGNR:4GT1/4GT3-F.300610

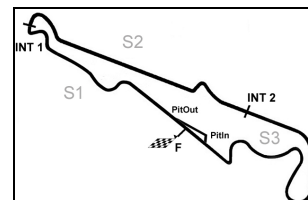

GT1 World Championship

Lap analysis: Championship Race

Lap	Time	SE1	SP1	SE2	SP2	SE3	SP3	TSP	Lap	Time	SE1	SP1	SE2	SP2	SE3	SP3	TSP
25 Ricardo Zonta, BRA/ Rafael Daniel, BRA									theoretical besttime: 2:06.483								
1	2:22.607	51.158	105	38.226	215	53.223	192	244	15	3:16.125	1:42.628	97	38.983	214	54.514	190	142
2	2:09.546	36.746	104	38.937	216	53.863	195	247	16	2:09.382	36.887	98	38.516	214	53.979	191	244
3	2:07.551	36.340	104	38.180	215	53.031	190	249	17	2:08.605	36.428	94	38.317	216	53.860	190	245
4	2:07.641	35.704	105	37.981	217	53.956	191	244	18	2:08.506	36.079	103	38.292	215	54.135	190	244
5	2:08.736	36.415	106	38.113	217	54.208	190	247	19	2:08.429	36.087	101	38.348	216	53.994	191	246
6	2:09.009	36.528	104	37.907	216	54.574	190	244	20	2:07.480	35.762	103	37.977	216	53.741	192	246
7	2:08.459	35.871	105	38.160	218	54.428	189	245	21	2:08.028	35.760	100	38.179	216	54.089	190	245
8	2:08.603	36.237	103	38.415	216	53.951	193	239	22	2:08.719	36.353	100	38.335	215	54.031	191	244
9	2:07.052	35.568	103	37.952	217	53.532	192	248	23	2:10.071	36.531	99	38.750	217	54.790	192	246
10	2:07.980	35.768	105	37.884	217	54.328	192	246	24	2:10.548	36.622	96	38.669	217	55.257	191	247
11	2:08.538	36.158	104	38.136	215	54.244	193	248	25	2:11.005	37.026	95	38.652	215	55.327	191	244
12	2:08.581	36.255	104	38.098	216	54.228	193	248	26	2:11.301	36.878	95	39.251	215	55.172	188	247
13	2:08.036	35.994	102	38.125	215	53.917	192	249	27	2:09.410	36.652	98	38.394	216	54.364	191	243
14	2:08.102	36.242	103	38.359	217	53.501		247	28	2:09.421	36.270	98	38.688	215	54.463	191	246
33 Altfred Heger, DEU/ Alexander Margaritis, GRC									theoretical besttime: 2:06.347								
1	2:15.359	42.223	95	38.613	201	54.523	188	235	15	2:07.478	35.999	98	38.071	213	53.408	190	243
2	2:08.662	36.125	94	38.666	210	53.871	189	245	16	2:07.324	35.826	95	38.127	213	53.371	190	245
3	2:08.508	36.301	96	38.099	213	54.108	188	244	17	2:07.056	35.906	100	37.895	214	53.255	190	245
4	2:07.835	36.419	95	37.906	212	53.510	188	245	18	2:07.442	36.116	86	38.027	213	53.299	190	245
5	2:07.822	36.220	91	38.114	210	53.488	188	243	19	2:07.381	35.834	97	37.980	213	53.567	190	246
6	2:08.317	36.104	92	38.560	207	53.653	189	243	20	2:07.543	36.061	97	37.885	214	53.597	191	245
7	2:07.281	35.918	97	37.899	213	53.464	188	244	21	2:07.122	35.763	100	37.960	214	53.399	190	246
8	2:08.353	36.292	98	38.224	210	53.837	188	243	22	2:07.413	35.823	98	37.931	214	53.659	191	245
9	2:08.726	36.456	96	38.339	212	53.931	188	243	23	2:08.519	36.503	97	38.334	214	53.682	190	
10	2:10.163	37.344	96	38.304	211	54.515	188	244	24	2:08.421	36.147	96	38.234	213	54.040	190	245
11	2:08.981	36.548	92	38.243	212	54.190	188	244	25	2:08.090	36.197	98	38.053	213	53.840	191	246
12	2:07.184	36.260	96	38.225	212	52.699		245	26	2:08.416	36.141	97	38.294	213	53.981	190	245
13	3:09.031	1:36.121	98	38.675	211	54.235	188	153	27	2:08.535	36.181	93	38.424	214	53.930	190	246
14	2:08.216	36.304	99	38.461	212	53.451	188	243	28	2:09.700	36.256	98	38.729	213	54.715	190	246
34 Matteo Bobbi, ITA/ Bert Longin, BEL									theoretical besttime: 2:07.735								
1	2:18.322	44.968	82	39.342	212	54.012	188	240	15	2:08.685	36.406	100	38.557	213	53.722		247
2	2:08.786	36.104	100	38.631	212	54.051	189	248	16	3:16.019	1:42.643	97	38.780	212	54.596	188	153
3	2:08.724	36.821	94	38.350	215	53.553	190	247	17	2:10.002	36.758	95	38.543	213	54.701	189	245
4	2:09.340	36.728	95	38.778	215	53.834	191	251	18	2:09.876	36.729	96	38.528	213	54.619	189	246
5	2:08.022	36.212	95	38.217	213	53.593	191	250	19	2:09.840	36.657	99	38.744	213	54.439	189	247
6	2:09.218	35.993	100	38.999	212	54.226	190	251	20	2:09.761	36.628	99	38.894	215	54.239	190	247
7	2:08.404	36.122	102	38.352	214	53.930	190	248	21	2:09.390	36.328	100	38.358	214	54.704	188	248
8	2:08.499	36.241	99	38.401	213	53.857	190	248	22	2:08.970	36.426	98	38.310	215	54.234	188	245
9	2:08.599	36.145	103	38.495	214	53.959	190	247	23	2:08.515	36.420	97	38.189	215	53.906	190	245
10	2:08.806	36.393	103	38.341	214	54.072	190	249	24	2:08.800	36.158	100	38.527	214	54.115	190	247
11	2:08.659	36.142	102	38.280	214	54.237	190	249	25	2:09.795	36.418	97	38.468	215	54.909	188	248
12	2:08.720	36.079	101	38.296	213	54.345	189	248	26	2:10.418	36.667	96	38.512	214	55.239	185	247
13	2:09.439	36.612	102	38.398	213	54.429	189	248	27	2:10.631	36.940	98	38.646	216	55.045	189	247
14	2:09.023	36.237	98	38.444	213	54.342	189	247	28	2:11.925	36.586	97	38.432	215	56.907	189	247
37 Christoph Bouchut, FRA/ Marc Basseng, DEU									theoretical besttime: 2:07.785								
1	2:19.820	45.623	95	39.514	214	54.683	189	245	15	2:09.392	36.333	93	38.719	216	54.340	190	243
2	2:08.216	36.200	99	38.006	214	54.010	190	243	16	2:09.021	36.332	100	38.557	214	54.132	191	243
3	2:09.049	36.430	96	38.640	214	53.979	188	243	17	2:09.522	36.132	101	38.733	215	54.657	190	244
4	2:09.171	36.339	95	38.665	213	54.167	189	243	18	2:10.386	36.696	99	39.037	214	54.653	190	244
5	2:08.641	36.147	96	38.259	212	54.235	190	243	19	2:10.480	36.753	98	38.876	214	54.851	189	245
6	2:08.392	36.173	97	38.244	213	53.975	189	243	20	2:10.246	36.655	98	38.610	213	54.981	191	244
7	2:09.284	36.286	95	38.476	213	54.522	188	241	21	2:10.729	36.451	97	38.993	214	55.285	188	245
8	2:09.387	36.660	89	38.510	213	54.217	189	241	22	2:13.017	37.897	91	39.586	215	55.534	189	242
9	2:09.370	36.541	95	38.454	215	54.375	188	242	23	2:10.525	36.648	98	39.149	215	54.728	190	243
10	2:10.240	36.569	92	38.633	212	55.038	189	242	24	2:10.803	36.938	96	38.811	215	55.054	189	243

Paul Ricard HTTT, Length: 5842 m

FIA REGNR:4GT1/4GT3-F.300610


GT1 World Championship

Lap analysis: Championship Race

Lap	Time	SE1	SP1	SE2	SP2	SE3	SP3	TSP	Lap	Time	SE1	SP1	SE2	SP2	SE3	SP3	TSP
11	2:10.735	37.016	89	38.854	211	54.865	190	242	25	2:12.229	37.766	97	39.198	214	55.265	190	242
12	2:09.064	37.248	92	37.678	203	54.138		243	26	2:11.920	37.125	95	39.195	214	55.600	190	243
13	3:10.775	1:36.472	88	39.668	212	54.635	189	153	27	2:12.884	37.773	96	39.500	214	55.611	190	243
14	2:09.458	36.463	99	38.589	213	54.406	190	241	28	2:13.589	37.946	92	39.723	214	55.920	189	244

38 Dominik Schwager, DEU/ Nicky Pastorelli, ITA
theoretical besttime: 2:07.471

1	2:20.153	45.290	92	40.111	213	54.752	189	236	15	2:09.172	36.598	102	38.778	213	53.796		241
2	2:08.443	36.371	104	38.049	213	54.023	191	241	16	3:20.845	1:46.509	99	39.708	212	54.628	190	155
3	2:08.844	36.406	99	38.338	215	54.100	190	244	17	2:09.280	36.777	83	38.586	214	53.917	190	243
4	2:09.032	36.495	99	38.419	214	54.118	190	243	18	2:08.516	36.152	102	38.319	215	54.045	191	243
5	2:08.704	36.437	100	38.252	213	54.015	190	244	19	2:08.880	36.426	101	38.154	216	54.300	191	244
6	2:08.494	36.265	105	38.254	214	53.975	188	241	20	2:08.291	36.591	100	38.073	214	53.627	191	244
7	2:09.921	36.284	100	38.402	215	55.235	185	242	21	2:07.738	35.878	101	38.094	216	53.766	190	243
8	2:09.865	36.965	102	38.857	213	54.043	189	242	22	2:09.553	36.144	99	38.527	217	54.882	189	243
9	2:09.525	37.183	104	38.447	216	53.895	189	239	23	2:07.508	35.846	102	38.086	216	53.576	190	241
10	2:09.294	36.313	98	38.533	213	54.448	190	242	24	2:08.099	36.019	100	38.052	215	54.028	190	243
11	2:10.706	37.048	99	38.843	212	54.815	189	239	25	2:07.988	35.957	99	38.101	215	53.930	191	242
12	2:09.886	36.829	101	38.735	212	54.322	189	239	26	2:08.214	36.129	98	38.076	215	54.009	190	243
13	2:08.527	36.235	103	38.521	213	53.771	189	239	27	2:08.777	36.173	97	38.297	216	54.307	191	244
14	2:09.566	36.285	102	38.749	213	54.532	189	240	28	2:11.829	36.459	100	38.429	215	56.941	189	244

40 Bas Leinders, BEL/ Maxime Martin, BEL
theoretical besttime: 2:06.504

1	2:18.838	45.380	97	39.479	214	53.979	190	232	15	2:06.549	35.598	102	37.688	213	53.263	190	246
2	2:08.560	36.020	102	38.284	214	54.256	192	249	16	2:07.007	35.893	102	37.737	213	53.377	190	248
3	2:08.816	36.635	101	38.560	216	53.621	190	249	17	2:07.114	36.106	99	37.755	214	53.253	190	248
4	2:09.204	36.654	95	38.652	216	53.898	192	251	18	2:07.083	35.808	97	37.895	213	53.380	190	247
5	2:08.282	36.215	99	38.199	216	53.868	190	252	19	2:06.986	35.724	102	37.793	213	53.469	191	248
6	2:08.343	36.029	101	38.478	215	53.836	190	248	20	2:07.333	35.872	101	37.969	213	53.492	191	248
7	2:08.089	36.226	101	38.113	215	53.750	191	251	21	2:07.545	35.897	97	37.863	214	53.785	189	247
8	2:08.482	36.396	99	38.264	216	53.822	191	251	22	2:07.231	36.083	101	37.668	213	53.480	190	245
9	2:09.073	36.363	103	38.067	217	54.643	189	251	23	2:09.761	36.491	97	38.470	216	54.800	190	248
10	2:08.610	36.054	102	38.082	216	54.474	190	250	24	2:08.132	36.085	96	38.125	213	53.922	190	252
11	2:08.204	36.064	102	38.124	214	54.016	192	249	25	2:07.682	36.181	102	37.860	214	53.641	191	248
12	2:07.938	36.458	99	38.110	214	53.370		250	26	2:08.272	36.206	98	38.039	213	54.027	190	248
13	3:07.451	1:35.334	98	38.280	211	53.837	188	151	27	2:08.423	36.244	102	38.030	214	54.149	189	248
14	2:07.265	36.121	100	37.906	211	53.238	190	244	28	2:10.181	36.438	98	38.543	213	55.200	135	248

41 Renaud Kuppens, BEL/ Markus Palttala, FIN
theoretical besttime: 2:07.448

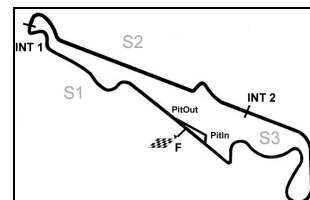
1	2:20.636	46.048	97	39.955	213	54.633	189	243	15	2:09.945	36.707	102	38.449	213	54.789	189	245
2	2:08.796	36.785	97	38.123	212	53.888	189	248	16	2:12.816	38.854	99	39.304	212	54.658	187	246
3	2:08.644	36.520	98	38.110	215	54.014	188	249	17	2:09.410	36.530	99	38.485	214	54.395	190	245
4	2:08.955	36.483	104	38.227	215	54.245	188	250	18	2:08.826	36.242	102	38.433	213	54.151	188	247
5	2:09.148	36.465	101	38.178	215	54.505	188	249	19	2:09.044	36.400	98	38.395	213	54.249	190	248
6	2:07.986	36.082	98	37.959	214	53.945	188	251	20	2:10.270	37.360	102	38.486	214	54.424	191	248
7	2:09.419	36.383	98	38.462	214	54.574	184	248	21	2:08.818	36.303	102	38.280	215	54.235	190	248
8	2:11.037	38.256	91	38.877	213	53.904	190	239	22	2:09.931	36.299	100	38.204	214	55.428	191	247
9	2:11.539	37.361	85	39.466	214	54.712	190	248	23	2:09.567	36.763	101	38.234	215	54.570	191	249
10	2:09.373	36.702	97	38.425	213	54.246	190	250	24	2:09.917	36.767	100	38.411	215	54.739	191	248
11	2:09.466	36.385	102	38.404	212	54.677	190	248	25	2:09.564	36.562	103	38.334	214	54.668	191	247
12	2:09.641	36.642	101	38.382	212	54.617	190	249	26	2:09.250	36.452	102	38.270	214	54.528	190	247
13	2:08.639	36.608	101	38.624	212	53.407		246	27	2:10.053	36.604	101	38.404	214	55.045	190	248
14	3:14.005	1:40.124	103	39.113	212	54.768	189	150	28	2:10.326	36.718	103	38.437	214	55.171	189	247

Paul Ricard HTTT, Length: 5842 m

FIA REGNR:4GT1/4GT3-F.300610

GT1 World Championship

Top Speed List Championship Race



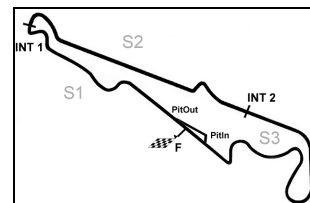
Nr	Team, Car, Driver, Nat	Top speed
22	Sumo Power GT, Nissan GT - R Hughes Warren , Campbell-Walter Jamie ,	254 km/h
6	Matech Competition, Ford GT Matech Panis Olivier , Gachnang Natacha ,	253 km/h
4	Swiss Racing Team, Nissan GT - R Ara Seiji , Nilsson Max ,	253 km/h
40	Marc VDS Racing Team, Ford GT Leinders Bas , Martin Maxime ,	252 km/h
3	Swiss Racing Team, Nissan GT - R Wendlinger Karl , Moser Henri ,	252 km/h
23	Sumo Power GT, Nissan GT - R Krumm Michael , Dumbreck Peter ,	252 km/h
10	Hexis AMR, Aston Martin DB9 Hirschi Jonathan , Piccione Clivio ,	252 km/h
9	Hexis AMR, Aston Martin DB9 Makowiecki Frederic , Accary Thomas ,	252 km/h
5	Matech Competition, Ford GT Matech Grosjean Romain , Mutsch Thomas ,	252 km/h
11	Mad-Croc Racing, Corvette Z06 Hezemans Mike , Maassen Xavier ,	251 km/h
13	Phoenix Racing /Carsport, Corvette Z06 Piccini Andrea , Hennerici Marc ,	251 km/h
34	Triple H Team Hegersport, Maserati MC12 Bobbi Matteo , Longin Bert ,	251 km/h

Paul Ricard HTTT, Length: 5842 m

FIA REGNR:4GT1/4GT3-F.300610

GT1 World Championship

Top Speed List Championship Race

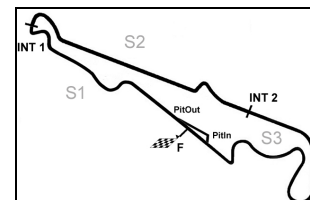


Nr	Team, Car, Driver, Nat	Top speed
41	Marc VDS Racing Team, Ford GT Kuppens Renaud , Palttala Markus ,	251 km/h
12	Mad-Croc Racing, Corvette Z06 Gavin Oliver , Kuismanen Pertti ,	249 km/h
25	Reiter, Lamborghini Murcielago 670 R-SV Zonta Ricardo , Daniel Rafael ,	249 km/h
8	Young Driver AMR, Aston Martin DB9 Nygaard Christoffer , Mücke Stefan ,	248 km/h
1	Vitaphone Racing Team, Maserati MC12 Bertolini Andrea , Bartels Michael ,	248 km/h
24	Reiter, Lamborghini Murcielago 670 R-SV Kox Peter , Haase Christopher ,	247 km/h
7	Young Driver AMR, Aston Martin DB9 Turner Darren , Enge Tomas ,	247 km/h
33	Triple H Team Hegersport, Maserati MC12 Heger Altfred , Margaritis Alexander ,	246 km/h
2	Vitaphone Racing Team, Maserati MC12 Bernoldi Enrique , Ramos Miguel ,	246 km/h
37	All-Inkl.com Münnich Motorsport, Lamborghini Mur Bouchut Christoph , Basseng Marc ,	245 km/h
38	All-Inkl.com Münnich Motorsport, Lamborghini Mur Schwager Dominik , Pastorelli Nicky ,	244 km/h
SC	, Nissan 350Z ,	km/h

Paul Ricard HTTT, Length: 5842 m

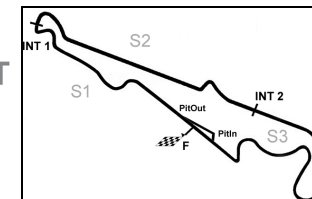
FIA REGNR:4GT1/4GT3-F.300610

GT1 World Championship



Box Stop List Championship Race

Nr	Driver in	Day time in	Time in	Driver out	Day time out	Time out	Nett Time
7	Darren Turner	14:14:04	1.658	Darren Turner	14:14:59	56.400	54.742
24	Peter Kox	14:22:35	8:32.561	Peter Kox	14:23:01	8:58.667	26.106
22	Warren Hughes	14:22:44	8:41.690	Warren Hughes	14:23:10	9:07.904	26.214
4	Seiji Ara	14:33:43	19:41.150				
8	Christoffer Nygaard	14:36:13	22:10.803	Christoffer Nygaard	14:37:11	23:08.857	58.054
1	Andrea Bertolini	14:39:33	25:30.423		14:40:30	26:27.992	57.569
33	Altfrid Heger	14:39:50	25:47.191		14:40:50	26:47.995	1:00.804
40	Bas Leinders	14:39:55	25:52.439	Bas Leinders	14:40:55	26:52.334	59.895
11	Mike Hezemans	14:40:00	25:57.857	Mike Hezemans	14:41:03	27:00.338	1:02.481
37	Christoph Bouchut	14:40:04	26:01.369	Christoph Bouchut	14:41:04	27:01.604	1:00.235
22	Warren Hughes	14:40:17	26:14.621	Warren Hughes	14:41:17	27:14.247	59.626
3	Karl Wendlinger	14:40:30	26:27.405	Karl Wendlinger	14:41:35	27:32.613	1:05.208
7	Darren Turner	14:40:47	26:44.834	Tomas Enge	14:41:45	27:42.524	57.690
41	Renaud Kuppens	14:42:16	28:13.279	Markus Palttala	14:43:20	29:17.228	1:03.949
8	Christoffer Nygaard	14:43:37	29:34.498	Stefan Mücke	14:44:40	30:38.125	1:03.627
23	Michael Krumm	14:44:00	29:57.644	Peter Dumbreck	14:44:59	30:56.399	58.755
25	Ricardo Zonta	14:44:13	30:10.441	Ricardo Zonta	14:45:18	31:16.111	1:05.670
13	Andrea Piccini	14:45:58	31:55.984	Andrea Piccini	14:46:58	32:55.848	59.864
12	Pertti Kuismanen	14:46:14	32:11.702	Pertti Kuismanen	14:47:38	33:35.460	1:23.758
10	Jonathan Hirschi	14:46:22	32:19.825	Clivio Piccione	14:47:19	33:17.040	57.215
34	Matteo Bobbi	14:46:24	32:21.246	Matteo Bobbi	14:47:30	33:27.562	1:06.316
6	Olivier Panis	14:46:28	32:25.212	Olivier Panis	14:51:25	37:22.224	4:57.012
38	Dominik Schwager	14:46:32	32:30.132	Nicky Pastorelli	14:47:43	33:40.656	1:10.524
24	Peter Kox	14:46:33	32:30.829	Peter Kox	14:47:33	33:30.338	59.509
5	Romain Grosjean	14:48:11	34:08.243	Romain Grosjean	14:49:10	35:07.672	59.429
9	Frederic Makowiecki	14:48:28	34:25.282	Frederic Makowiecki	14:49:24	35:22.164	56.882
6	Natacha Gachnang	14:56:16	42:13.775				
13	Marc Hennerici	15:08:09	54:07.158	Marc Hennerici	15:08:39	54:36.243	29.085


GT1 World Championship
FIA REGNR:4GT1/4GT3-F.300610
Lap by Lap Championship Race

POS	1	2	3	4	5	6	7	8	9	10	11	12	13	14	15	16	17	18	19	20	21	22	23	24
LAP 1	24	1	22	2	13	11	33	5	23	9	4	10	12	34	40	37	38	41	3	8	6	25	7	
LAP 2	24	1	2	22	13	33	11	23	5	9	4	10	12	34	40	37	38	41	3	25	6	8	7	
LAP 3	24	1	2	13	22	33	11	5	9	23	4	10	12	34	40	37	38	41	25	6	3	8	7	
LAP 4	24	1	2	13	33	5	22	9	23	4	12	10	34	40	37	38	41	25	6	11	8	3	7	
LAP 5	1	2	13	33	5	9	23	4	12	10	34	40	37	38	25	41	11	6	8	3	24	22	7	
LAP 6	1	2	13	5	33	9	23	12	4	10	40	34	37	38	41	25	11	6	8	3	24	22	7	
LAP 7	1	2	13	5	33	9	23	12	4	10	40	34	37	25	41	38	11	6	8	24	3	22	7	
LAP 8	1	2	13	5	33	23	12	9	10	40	34	37	25	38	11	41	6	8	4	24	3	22	7	
LAP 9	1	2	13	5	33	23	12	9	10	40	34	25	37	11	38	6	8	41	4	24	3	22	7	
LAP 10	1	13	2	5	23	12	33	9	10	40	34	25	37	11	38	6	41	24	22	3	8	7		
LAP 11	1	13	5	23	12	33	9	10	40	34	25	11	37	6	38	41	24	22	3	7	8			
LAP 12	1	13	5	23	12	33	9	40	10	34	25	11	6	37	38	41	24	22	3	7	8			
LAP 13	13	5	23	12	9	10	25	34	6	38	41	24	1	33	40	11	37	22	8	3				
LAP 14	13	7	5	23	12	9	25	10	34	6	38	24	1	33	40	11	37	41	22	3				
LAP 15	13	7	5	12	9	10	34	6	38	24	8	1	23	33	40	11	25	37	41	22	3	7		
LAP 16	5	9	8	1	13	23	33	40	10	11	25	34	24	37	22	41	38	12	3	7	8			
LAP 17	1	13	5	23	33	40	9	10	11	25	34	24	37	22	41	38	12	3	7	8				
LAP 18	1	13	5	23	33	40	9	11	10	6	25	34	24	37	22	41	38	12	3	7	8			
LAP 19	1	13	23	5	33	40	9	11	10	25	34	22	24	37	6	41	38	12	3	7	8			
LAP 20	1	13	23	5	33	40	9	11	10	25	22	34	24	37	38	41	3	12	7	8				
LAP 21	1	13	23	5	33	40	11	9	10	25	22	34	24	37	38	41	3	12	7	8				
LAP 22	1	13	23	5	33	40	11	9	10	25	22	34	38	37	24	41	3	7	12	8				
LAP 23	1	13	23	33	5	40	11	9	10	25	22	34	38	37	41	24	3	7	12	8				
LAP 24	1	13	23	33	40	5	11	9	10	25	22	34	38	37	41	3	24	7	12	8				
LAP 25	1	13	23	33	40	5	11	9	10	25	22	34	38	41	37	3	7	24	12	8				
LAP 26	1	23	33	40	13	5	11	9	25	10	22	34	38	41	37	3	7	24	12	8				
LAP 27	1	23	33	40	13	11	5	9	22	25	10	34	38	41	3	37	7	24	12	8				
LAP 28	1	23	33	40	13	11	5	22	9	25	34	38	10	41	3	7	37	24	12	8				