

GRAND PRIX DE L'AGE D'OR 2011

FIA Trophée Lurani - Plateau 9

Essais Qualificatifs

Classement de la séance / Session classification

Cl ^t Rnk	Num	Nom pilote	Nation	Chassis	Classe	Reserve	Temps Time	Ecart Gap	Tour Lap	Vitesse Speed
1	74	KINCH Nathan		Lotus 22	[1] E		1:32.465		9	147,94
2	99	TONETTI Pierre		Brabham BT6	[2] E		1:32.520	+0.055	15	147,85
3	153	ROSSI Manfredo		Lotus 22	[3] E		1:33.013	+0.548	13	147,07
4	89	FERRARI Bruno		Branca 63	[4] E		1:33.422	+0.957	13	146,43
5	77	AMEZ-DROZ Marc		Brabham BT 6	[5] E		1:33.998	+1.533	16	145,53
6	55	MARZATICO Paolo		Branca 63	[6] E	R1	1:34.391	+1.926	16	144,92
7	85	VAN GELDER Erwin		Lotus 20/22	[7] E		1:34.680	+2.215	4	144,48
8	93	CHILCOTT Chris		Lotus 20	[1] D		1:34.939	+2.474	14	144,09
9	62	GELMINI Tommaso		Branca 63	[8] E		1:34.997	+2.532	14	144,00
10	79	EBERHARDT Urs		Lotus 27	[9] E		1:35.144	+2.679	16	143,78
11	58	SMEETON Richard		Lotus 27	[10] E		1:35.305	+2.840	16	143,53
12	53	BUHOFER Philipp		Lola MK 5 A	[11] E		1:35.532	+3.067	16	143,19
13	72	DOWSON John		Brabham BT 2	[12] E		1:36.175	+3.710	15	142,24
14	1	DELANE John		Lotus 18	[1] C		1:36.794	+4.329	15	141,33
15	66	HOOLE Sidney		Brabham BT6	[13] E	R3	1:37.061	+4.596	15	140,94
16	83	MÜLLER Arlette		Lotus 22	[14] E		1:37.306	+4.841	15	140,58
17	49	GÖCKMANN Ivo		Jolus	[2] D		1:37.347	+4.882	15	140,52
18	70	CANE Christian		Lotus 22	[15] E		1:38.879	+6.414	15	138,35
19	98	Van AMSTERDAM Dick		Belgica	[1] F3		1:39.048	+6.583	15	138,11
20	73	ANSTISS Peter		Lotus 20/22	[16] E		1:39.055	+6.590	14	138,10
21	170	TRABER Christian		Lotus 22	[17] E		1:39.102	+6.637	4	138,03
22	270	SIMMONS Tony		Brabham BT6	[18] E		1:40.747	+8.282	10	135,78
23	25	TART Andrew		Bond	[1] B		1:41.104	+8.639	15	135,30
24	95	GODDARD Anthony		Tojeiro	[3] D		1:41.192	+8.727	14	135,18
25	82	TONNEMAN Steven		Lotus 20/22	[19] E		1:41.233	+8.768	15	135,13
26	88	SHEARM Kim		Lotus 20/22	[20] E		1:41.779	+9.314	13	134,40
27	173	KINCH Larry		Lotus 20/22	[21] E		1:42.194	+9.729	14	133,86
28	59	HALL David		BMC MK 2	[4] D		1:42.797	+10.332	13	133,07
29	22	FLEMING Justin		Elva 100	[2] B		1:43.230	+10.765	14	132,51
30	39	EALAND Roger		Koala	[22] E		1:43.334	+10.869	7	132,38
31	64	SALODINI Daniele		Taraschi	[1] A		1:43.465	+11.000	9	132,21
32	23	HEMMING Bill		Elfin Catalina	[5] D		1:44.808	+12.343	14	130,52
33	7	RABAGLIATI Duncan		Alexis HF1	[3] B	R2	1:49.812	+17.347	13	124,57
34	46	DEL CONTE Carlo		Wainer 60	[2] C		1:53.353	+20.888	13	120,68
35	19	BIEKENS Jan		Stanguellini	[2] A		1:53.842	+21.377	8	120,16
36	45	TACCONI Simone		Lotus 20/22	[23] E		1:57.147	+24.682	12	116,77

Pas de temps / No time

5	LONGDON Robin		Lola MK2	B
68	RIPAMONTI Alessandro		Wainer 62	E

Sous réserve du contrôle technique ou d'incidents d'ordre sportif

Subject to scrutineering or sporting incidents

Le directeur de course / Clerk of the Course

Heure d'affichage / Posting time

Le chronométrage / Timekeeper

GRAND PRIX DE L'AGE D'OR 2011

FIA Trophée Lurani - Plateau 9

Essais Qualificatifs

Historique / Records

Seq	Num	Heure	Tour	Temps
Seq		Hour	Lap	Time

1 DELANE John

1	START			
10	1	1:59.757	1	
44	1	3:40.685	2	1:40.928
80	1	5:21.219	3	1:40.534
114	1	7:01.640	4	1:40.421
148	1	8:40.507	5	1:38.867
182	1	10:19.764	6	1:39.257
216	1	12:01.228	7	1:41.464
253	1	13:40.511	8	1:39.283
284	1	15:19.619	9	1:39.108
316	1	16:56.413	10	1:36.794
349	1	18:35.925	11	1:39.512
378	1	20:16.115	12	1:40.190
405	1	21:53.692	13	1:37.577
428	1	23:31.690	14	1:37.998
453		25:05.263		FINISH
454	1	25:09.076	15	1:37.386

5 LONGDON Robin

1	START			
25	5	2:34.360	1	
453		25:05.263		FINISH

7 RABAGLIATI Duncan

1	START			
31	7	2:44.767	1	
66	7	4:39.044	2	1:54.277
105	7	6:30.722	3	1:51.678
143	7	8:21.551	4	1:50.829
181	7	10:12.667	5	1:51.116
220	7	12:05.717	6	1:53.050
257	7	13:56.403	7	1:50.686
291	7	15:46.215	8	1:49.812
325	7	17:36.974	9	1:50.759
358	7	19:29.292	10	1:52.318
392	7	21:20.604	11	1:51.312
422	7	23:11.656	12	1:51.052
453		25:05.263		FINISH
455	7	[IN] 25:15.965	13	

19 BIEKENS Jan

1	START			
28	19	2:41.955	1	

Seq	Num	Heure	Tour	Temps
Seq		Hour	Lap	Time

69	19	4:39.989	2	1:58.034
106	19	6:34.717	3	1:54.728
147	19	8:29.629	4	1:54.912
183	19	10:23.471	5	1:53.842
223	19	12:20.042	6	1:56.571
266	19	14:20.525	7	2:00.483
320	19	17:10.007	8	2:49.482
453		25:05.263		FINISH

22 FLEMING Justin

1	START			
34	22	2:47.203	1	
70	22	4:40.386	2	1:53.183
104	22	6:29.670	3	1:49.284
141	22	8:15.861	4	1:46.191
176	22	10:01.657	5	1:45.796
213	22	11:47.398	6	1:45.741
248	22	13:32.598	7	1:45.200
285	22	15:20.301	8	1:47.703
319	22	17:05.507	9	1:45.206
351	22	18:48.737	10	1:43.230
381	22	20:32.034	11	1:43.297
410	22	22:16.866	12	1:44.832
437	22	24:03.102	13	1:46.236
453		25:05.263		FINISH
472	22	[IN] 26:22.669	14	

23 HEMMING Bill

1	START			
16	23	2:14.810	1	
52	23	4:04.933	2	1:50.123
91	23	5:54.583	3	1:49.650
129	23	7:41.448	4	1:46.865
168	23	9:28.120	5	1:46.672
201	23	11:13.240	6	1:45.120
235	23	12:58.887	7	1:45.647
273	23	14:45.842	8	1:46.955
309	23	16:32.263	9	1:46.421
342	23	18:17.899	10	1:45.636
372	23	20:02.707	11	1:44.808
403	23	21:48.980	12	1:46.273
430	23	23:34.663	13	1:45.683
453		25:05.263		FINISH
456	23	25:21.439	14	1:46.776

Seq	Num	Heure	Tour	Temps
Seq		Hour	Lap	Time

25 TART Andrew

1	START			
15	25	2:14.738	1	
50	25	3:59.414	2	1:44.676
88	25	5:45.037	3	1:45.623
124	25	7:28.056	4	1:43.019
160	25	9:10.903	5	1:42.847
195	25	10:52.779	6	1:41.876
230	25	12:34.731	7	1:41.952
265	25	14:18.120	8	1:43.389
298	25	16:00.497	9	1:42.377
330	25	17:43.518	10	1:43.021
357	25	19:27.601	11	1:44.083
388	25	21:10.480	12	1:42.879
419	25	22:56.020	13	1:45.540
446	25	24:37.542	14	1:41.522
453		25:05.263		FINISH
471	25	26:18.646	15	1:41.104

39 EALAND Roger

1	START			
22	39	2:29.762	1	
57	39	4:13.096	2	1:43.334
92	39	5:56.946	3	1:43.850
130	39	7:41.606	4	1:44.660
165	39	9:25.568	5	1:43.962
198	39	11:10.049	6	1:44.481
239	39	13:13.487	7	2:03.438
453		25:05.263		FINISH

45 TACCONI Simone

1	START			
32	45	2:47.869	1	
76	45	5:04.126	2	2:16.257
116	45	7:12.308	3	2:08.182
162	45	9:19.389	4	2:07.081
203	45	11:25.675	5	2:06.286
247	45	13:29.735	6	2:04.060
288	45	15:33.623	7	2:03.888
323	45	17:34.209	8	2:00.586
359	45	19:34.593	9	2:00.384
395	45	21:33.591	10	1:58.998
427	45	23:31.738	11	1:58.147
453		25:05.263		FINISH
459	45	25:28.885	12	1:57.147

46 DEL CONTE Carlo

1	START			
---	-------	--	--	--

Seq	Num	Heure	Tour	Temps
Seq		Hour	Lap	Time

21	46	2:30.437	1	
62	46	4:28.587	2	1:58.150
101	46	6:23.073	3	1:54.486
139	46	8:16.426	4	1:53.353
180	46	10:10.471	5	1:54.045
219	46	12:05.599	6	1:55.128
258	46	13:59.237	7	1:53.638
294	46	15:54.658	8	1:55.421
331	46	17:50.463	9	1:55.805
365	46	19:46.629	10	1:56.166
400	46	21:42.056	11	1:55.427
431	46	23:36.463	12	1:54.407
453		25:05.263		FINISH
460	46	25:30.467	13	1:54.004

49 GÖCKMANN Ivo

1	START			
26	49	2:36.673	1	
59	49	4:19.726	2	1:43.053
96	49	6:00.672	3	1:40.946
132	49	7:42.792	4	1:42.120
163	49	9:23.470	5	1:40.678
196	49	11:01.603	6	1:38.133
231	49	12:39.307	7	1:37.704
264	49	14:16.915	8	1:37.608
299	49	16:09.880	9	1:52.965
339	49	18:07.132	10	1:57.252
366	49	19:46.463	11	1:39.331
399	49	21:38.585	12	1:52.122
425	49	23:19.329	13	1:40.744
451	49	24:58.256	14	1:38.927
453		25:05.263		FINISH
477	49	26:35.603	15	1:37.347

53 BUHOFER Philipp

1	START			
5	53	1:48.092	1	
40	53	3:25.355	2	1:37.263
75	53	5:01.528	3	1:36.173
108	53	6:39.055	4	1:37.527
142	53	8:16.743	5	1:37.688
174	53	9:53.553	6	1:36.810
205	53	11:32.274	7	1:38.721
238	53	13:08.739	8	1:36.465
272	53	14:44.271	9	1:35.532
303	53	16:20.750	10	1:36.479
333	53	18:00.120	11	1:39.370
368	53	19:48.117	12	1:47.997
397	53	21:37.126	13	1:49.009
423	53	23:12.780	14	1:35.654
448	53	24:50.206	15	1:37.426
453		25:05.263		FINISH

GRAND PRIX DE L'AGE D'OR 2011

FIA Trophée Lurani - Plateau 9

Essais Qualificatifs

Historique / Records

Seq	Num	Heure	Tour	Temps
Seq		Hour	Lap	Time
474	53	26:26.245	16	1:36.039

55 MARZATICO Paolo

1	START			
6	55	1:59.628	1	
41	55	3:36.913	2	1:37.285
77	55	5:13.093	3	1:36.180
111	55	6:49.749	4	1:36.656
144	55	8:26.410	5	1:36.661
177	55	10:03.773	6	1:37.363
209	55	11:39.066	7	1:35.293
240	55	13:17.765	8	1:38.699
274	55	14:52.166	9	1:34.401
305	55	16:27.057	10	1:34.891
335	55	18:04.035	11	1:36.978
362	55	19:39.488	12	1:35.453
390	55	21:13.951	13	1:34.463
415	55	22:50.063	14	1:36.112
442	55	24:24.454	15	1:34.391
453		25:05.263		FINISH
465	55	25:59.226	16	1:34.772

58 SMEETON Richard

1	START			
14	58	2:12.791	1	
49	58	3:51.018	2	1:38.227
84	58	5:34.985	3	1:43.967
117	58	7:12.273	4	1:37.288
150	58	8:49.159	5	1:36.886
187	58	10:26.920	6	1:37.761
218	58	12:03.258	7	1:36.338
252	58	13:38.563	8	1:35.305
283	58	15:15.418	9	1:36.855
315	58	16:51.801	10	1:36.383
345	58	18:32.061	11	1:40.260
375	58	20:08.917	12	1:36.856
402	58	21:46.160	13	1:37.243
426	58	23:24.195	14	1:38.035
452	58	25:00.252	15	1:36.057
453		25:05.263		FINISH
476	58	26:35.703	16	1:35.451

59 HALL David

1	START			
30	59	2:42.461	1	
63	59	4:30.632	2	1:48.171
98	59	6:19.251	3	1:48.619
135	59	8:05.623	4	1:46.372
170	59	9:51.453	5	1:45.830

Seq	Num	Heure	Tour	Temps
Seq		Hour	Lap	Time
207	59	11:36.457	6	1:45.004
244	59	13:22.596	7	1:46.139
279	59	15:06.921	8	1:44.325
313	59	16:51.117	9	1:44.196
347	59	18:34.757	10	1:43.640
379	59	20:17.738	11	1:42.981
407	59	22:00.535	12	1:42.797
438	59	[IN] 24:03.515	13	
453		25:05.263		FINISH

62 GELMINI Tommaso

1	START			
7	62	1:59.831	1	
42	62	3:38.013	2	1:38.182
78	62	5:14.585	3	1:36.572
112	62	6:51.228	4	1:36.643
145	62	8:27.654	5	1:36.426
178	62	10:04.247	6	1:36.593
210	62	11:39.782	7	1:35.535
241	62	13:17.914	8	1:38.132
275	62	14:52.911	9	1:34.997
306	62	16:28.141	10	1:35.230
340	62	18:14.898	11	1:46.757
373	62	[IN] 20:04.797	12	
445	62	24:36.630	13	
453		25:05.263		FINISH
468	62	26:13.211	14	1:36.581

64 SALODINI Daniele

1	START			
71	64	4:45.430	1	
110	64	6:47.452	2	2:02.022
151	64	8:50.625	3	2:03.173
189	64	10:38.541	4	1:47.916
227	64	12:25.274	5	1:46.733
261	64	14:10.878	6	1:45.604
296	64	15:55.442	7	1:44.564
327	64	17:38.907	8	1:43.465
370	64	[IN] 20:03.354	9	
453		25:05.263		FINISH

66 HOOLE Sidney

1	START			
36	66	2:53.682	1	
68	66	4:39.324	2	1:45.642
102	66	6:22.366	3	1:43.042
134	66	8:04.744	4	1:42.378
169	66	9:44.050	5	1:39.306
202	66	11:22.853	6	1:38.803

GRAND PRIX DE L'AGE D'OR 2011

FIA Trophée Lurani - Plateau 9

Essais Qualificatifs

Historique / Records

Seq	Num	Heure	Tour	Temps
Seq		Hour	Lap	Time
236	66	13:02.018	7	1:39.165
270	66	14:40.775	8	1:38.757
301	66	16:18.629	9	1:37.854
332	66	17:55.903	10	1:37.274
360	66	19:33.842	11	1:37.939
389	66	21:10.903	12	1:37.061
416	66	22:48.832	13	1:37.929
443	66	24:26.190	14	1:37.358
453		25:05.263		FINISH
467	66	26:03.443	15	1:37.253

70 CANE Christian

1	START			
12	70	2:03.899	1	
46	70	3:48.497	2	1:44.598
83	70	5:33.694	3	1:45.197
120	70	7:17.309	4	1:43.615
156	70	9:00.221	5	1:42.912
191	70	10:43.092	6	1:42.871
228	70	12:26.242	7	1:43.150
263	70	14:10.349	8	1:44.107
293	70	15:52.577	9	1:42.228
324	70	17:35.509	10	1:42.932
355	70	19:18.895	11	1:43.386
385	70	21:00.243	12	1:41.348
412	70	22:39.403	13	1:39.160
440	70	24:18.282	14	1:38.879
453		25:05.263		FINISH
464	70	25:57.186	15	1:38.904

72 DOWSON John

1	START			
20	72	2:28.637	1	
55	72	4:10.065	2	1:41.428
89	72	5:52.010	3	1:41.945
125	72	7:29.657	4	1:37.647
158	72	9:07.302	5	1:37.645
190	72	10:43.998	6	1:36.696
225	72	12:23.486	7	1:39.488
259	72	14:02.251	8	1:38.765
290	72	15:39.962	9	1:37.711
321	72	17:19.273	10	1:39.311
353	72	18:55.677	11	1:36.404
382	72	20:34.468	12	1:38.791
409	72	22:11.734	13	1:37.266
433	72	23:47.909	14	1:36.175
453		25:05.263		FINISH
457	72	25:24.500	15	1:36.591

Seq	Num	Heure	Tour	Temps
Seq		Hour	Lap	Time

73 ANSTISS Peter

1	START			
9	73	1:59.406	1	
48	73	3:49.871	2	1:50.465
85	73	5:35.227	3	1:45.356
122	73	7:18.409	4	1:43.182
157	73	9:01.184	5	1:42.775
193	73	10:44.307	6	1:43.123
229	73	12:26.528	7	1:42.221
262	73	14:10.310	8	1:43.782
292	73	15:49.365	9	1:39.055
328	73	17:38.818	10	1:49.453
384	73	20:59.856	11	3:21.038
413	73	22:41.956	12	1:42.100
441	73	24:22.516	13	1:40.560
453		25:05.263		FINISH
466	73	26:02.174	14	1:39.658

74 KINCH Nathan

1	START			
19	74	2:24.600	1	
51	74	4:02.604	2	1:38.004
86	74	5:38.525	3	1:35.921
119	74	7:17.223	4	1:38.698
154	74	8:51.882	5	1:34.659
185	74	10:25.621	6	1:33.739
215	74	12:01.098	7	1:35.477
249	74	13:33.563	8	1:32.465
282	74	[IN] 15:14.665	9	
453		25:05.263		FINISH

77 AMEZ-DROZ Marc

1	START			
4	77	1:46.488	1	
39	77	3:22.354	2	1:35.866
74	77	5:00.444	3	1:38.090
107	77	6:37.264	4	1:36.820
140	77	8:15.669	5	1:38.405
172	77	9:53.017	6	1:37.348
204	77	11:30.573	7	1:37.556
237	77	13:06.333	8	1:35.760
271	77	14:43.079	9	1:36.746
304	77	16:25.452	10	1:42.373
341	77	18:14.987	11	1:49.535
369	77	19:59.745	12	1:44.758
396	77	21:36.222	13	1:36.477
420	77	23:10.632	14	1:34.410
447	77	24:44.630	15	1:33.998
453		25:05.263		FINISH
470	77	26:18.633	16	1:34.003

GRAND PRIX DE L'AGE D'OR 2011

FIA Trophée Lurani - Plateau 9

Essais Qualificatifs

Historique / Records

Seq	Num	Heure	Tour	Temps
Seq		Hour	Lap	Time

79 EBERHARDT Urs

1	START			
3	79	1:46.453	1	
38	79	3:22.139	2	1:35.686
73	79	4:57.352	3	1:35.213
109	79	6:40.047	4	1:42.695
149	79	8:41.938	5	2:01.891
186	79	10:26.279	6	1:44.341
217	79	12:02.609	7	1:36.330
250	79	13:37.854	8	1:35.245
281	79	15:13.549	9	1:35.695
312	79	16:50.373	10	1:36.824
343	79	18:26.803	11	1:36.430
371	79	20:02.271	12	1:35.468
398	79	21:37.933	13	1:35.662
424	79	23:13.400	14	1:35.467
449	79	24:50.240	15	1:36.840
453		25:05.263		FINISH
473	79	26:25.384	16	1:35.144

82 TONNEMAN Steven

1	START			
17	82	2:15.462	1	
53	82	4:05.649	2	1:50.187
90	82	5:54.549	3	1:48.900
128	82	7:39.809	4	1:45.260
164	82	9:25.200	5	1:45.391
200	82	11:11.077	6	1:45.877
234	82	12:54.251	7	1:43.174
269	82	14:37.278	8	1:43.027
302	82	16:19.851	9	1:42.573
337	82	18:03.606	10	1:43.755
367	82	19:46.467	11	1:42.861
394	82	21:29.487	12	1:43.020
421	82	23:11.130	13	1:41.643
450	82	24:53.327	14	1:42.197
453		25:05.263		FINISH
475	82	26:34.560	15	1:41.233

83 MÜLLER Arlette

1	START			
24	83	2:34.161	1	
58	83	4:18.807	2	1:44.646
95	83	5:58.106	3	1:39.299
131	83	7:42.186	4	1:44.080
166	83	9:25.853	5	1:43.667
197	83	11:07.266	6	1:41.413
232	83	12:44.572	7	1:37.306
267	83	14:21.970	8	1:37.398
297	83	16:00.362	9	1:38.392

Seq	Num	Heure	Tour	Temps
Seq		Hour	Lap	Time

329	83	17:39.440	10	1:39.078
356	83	19:19.959	11	1:40.519
386	83	21:00.421	12	1:40.462
418	83	22:52.195	13	1:51.774
444	83	24:33.434	14	1:41.239
453		25:05.263		FINISH
469	83	26:15.908	15	1:42.474

85 VAN GELDER Erwin

1	START			
2	85	1:44.243	1	
37	85	3:18.923	2	1:34.680
72	85	4:54.217	3	1:35.294
123	85	7:22.720	4	2:28.503
453		25:05.263		FINISH

88 SHEARM Kim

1	START			
18	88	2:20.795	1	
56	88	4:09.608	2	1:48.813
93	88	5:57.058	3	1:47.450
133	88	7:43.699	4	1:46.641
167	88	9:26.555	5	1:42.856
199	88	11:10.840	6	1:44.285
233	88	12:54.159	7	1:43.319
268	88	14:35.938	8	1:41.779
300	88	16:18.020	9	1:42.082
334	88	18:01.889	10	1:43.869
364	88	19:44.662	11	1:42.773
393	88	21:29.422	12	1:44.760
435	88	[IN] 23:48.089	13	
453		25:05.263		FINISH

89 FERRARI Bruno

1	START			
27	89	2:41.007	1	
60	89	4:21.217	2	1:40.210
94	89	5:58.136	3	1:36.919
126	89	7:35.250	4	1:37.114
159	89	9:09.905	5	1:34.655
192	89	10:43.491	6	1:33.586
222	89	12:17.536	7	1:34.045
254	89	13:51.906	8	1:34.370
286	89	15:25.328	9	1:33.422
317	89	16:58.771	10	1:33.443
346	89	18:32.298	11	1:33.527
374	89	20:05.790	12	1:33.492
404	89	[IN] 21:51.661	13	
453		25:05.263		FINISH

Seq	Num	Heure	Tour	Temps
Seq		Hour	Lap	Time

93 CHILCOTT Chris

1	START			
8	93	1:59.103	1	
43	93	3:37.890	2	1:38.787
79	93	5:14.418	3	1:36.528
113	93	6:51.306	4	1:36.888
146	93	8:27.429	5	1:36.123
179	93	10:04.050	6	1:36.621
211	93	11:40.152	7	1:36.102
242	93	13:17.851	8	1:37.699
276	93	14:52.790	9	1:34.939
308	93	16:27.955	10	1:35.165
338	93	18:03.905	11	1:35.950
363	93	19:39.364	12	1:35.459
391	93	21:15.182	13	1:35.818
417	93	22:51.502	14	1:36.320
453		25:05.263		FINISH

95 GODDARD Anthony

1	START			
33	95	2:46.869	1	
65	95	4:35.074	2	1:48.205
100	95	6:20.701	3	1:45.627
137	95	8:07.238	4	1:46.537
175	95	9:55.706	5	1:48.468
212	95	11:42.904	6	1:47.198
246	95	13:24.995	7	1:42.091
280	95	15:07.331	8	1:42.336
314	95	16:51.617	9	1:44.286
350	95	18:37.123	10	1:45.506
380	95	20:24.174	11	1:47.051
408	95	22:05.366	12	1:41.192
434	95	23:47.492	13	1:42.126
453		25:05.263		FINISH
461	95	25:29.139	14	1:41.647

98 Van AMSTERDAM Dick

1	START			
11	98	2:03.570	1	
45	98	3:46.632	2	1:43.062
81	98	5:29.683	3	1:43.051
118	98	7:12.860	4	1:43.177
155	98	8:53.536	5	1:40.676
188	98	10:35.210	6	1:41.674
221	98	12:16.362	7	1:41.152
256	98	13:56.448	8	1:40.086
289	98	15:37.546	9	1:41.098
322	98	17:20.425	10	1:42.879
354	98	19:00.126	11	1:39.701
383	98	20:40.854	12	1:40.728

Seq	Num	Heure	Tour	Temps
Seq		Hour	Lap	Time

411	98	22:19.902	13	1:39.048
436	98	23:59.476	14	1:39.574
453		25:05.263		FINISH
462	98	25:39.426	15	1:39.950

99 TONETTI Pierre

1	START			
23	99	2:31.533	1	
54	99	4:07.910	2	1:36.377
87	99	5:42.048	3	1:34.138
121	99	7:17.256	4	1:35.208
153	99	8:50.640	5	1:33.384
184	99	10:23.589	6	1:32.949
214	99	11:57.921	7	1:34.332
251	99	13:37.817	8	1:39.896
307	99	16:27.865	9	2:50.048
336	99	18:02.772	10	1:34.907
361	99	19:36.829	11	1:34.057
387	99	21:10.436	12	1:33.607
414	99	22:43.465	13	1:33.029
439	99	24:15.985	14	1:32.520
453		25:05.263		FINISH
463	99	25:49.285	15	1:33.300

153 ROSSI Manfredo

1	START			
61	153	4:26.661	1	
97	153	6:02.779	2	1:36.118
127	153	7:39.420	3	1:36.641
161	153	9:13.406	4	1:33.986
194	153	10:47.147	5	1:33.741
224	153	12:22.056	6	1:34.909
255	153	13:55.632	7	1:33.576
287	153	15:28.777	8	1:33.145
318	153	17:01.790	9	1:33.013
348	153	18:35.767	10	1:33.977
376	153	20:09.197	11	1:33.430
401	153	21:42.380	12	1:33.183
429	153	23:33.263	13	1:50.883
453		25:05.263		FINISH

170 TRABER Christian

1	START			
13	170	2:08.933	1	
47	170	3:49.727	2	1:40.794
82	170	5:30.908	3	1:41.181
115	170	7:10.010	4	1:39.102
453		25:05.263		FINISH

GRAND PRIX DE L'AGE D'OR 2011

FIA Trophée Lurani - Plateau 9

Essais Qualificatifs

Historique / Records

Seq	Num	Heure	Tour	Temps
Seq		Hour	Lap	Time

173 KINCH Larry

1				START
35	173	2:47.804	1	
67	173	4:39.088	2	1:51.284
103	173	6:25.321	3	1:46.233
138	173	8:08.882	4	1:43.561
171	173	9:52.226	5	1:43.344
208	173	11:37.086	6	1:44.860
243	173	13:22.398	7	1:45.312
277	173	15:04.592	8	1:42.194
310	173	16:47.049	9	1:42.457
344	173	18:31.604	10	1:44.555
377	173	20:15.719	11	1:44.115
406	173	21:58.346	12	1:42.627
432	173	23:40.643	13	1:42.297
453		25:05.263		FINISH
458	173	25:23.889	14	1:43.246

270 SIMMONS Tony

1				START
29	270	2:42.492	1	
64	270	4:34.157	2	1:51.665
99	270	6:20.349	3	1:46.192
136	270	8:06.082	4	1:45.733
173	270	9:53.083	5	1:47.001
206	270	11:36.102	6	1:43.019
245	270	13:24.231	7	1:48.129
278	270	15:06.619	8	1:42.388
311	270	16:47.366	9	1:40.747
352	270	[IN] 18:52.590	10	
453		25:05.263		FINISH

Sous réserve du contrôle technique ou d'incidents d'ordre sportif

Subject to scrutineering or sporting incidents

GRAND PRIX DE L'AGE D'OR 2011

FIA Trophée Lurani - Plateau 9

Course 1

Classement / Classification

RECTIFICATIF (Stewards' Decision Number 1)

Cl ^t Rnk	Num	Nom pilote	Nation	Chassis	Classe	Tours Laps	Temps Time	Ecart Gap	Moyenne Average	M.Tour B.Lap	Vitesse Speed
1	99	TONETTI Pierre		Brabham BT6	[1] E	16	25:08.257		145,12	1:33.291	146,63
2	85	VAN GELDER Erwin		Lotus 20/22	[2] E	16	25:37.100	+28.843	142,39	1:33.650	146,07
3	79	EBERHARDT Urs		Lotus 27	[3] E	16	25:45.168	+36.911	141,65	1:34.259	145,13
4	93	CHILCOTT Chris		Lotus 20	[1] D	16	25:48.046	+39.789	141,39	1:35.635	143,04
5	170	TRABER Christian		Lotus 22	[4] E	16	25:56.477	+48.220	140,62	1:35.811	142,78
6	53	BUHOFER Philipp		Lola MK 5 A	[5] E	16	25:56.936	+48.679	140,58	1:35.825	142,76
7	77	AMEZ-DROZ Marc		Brabham BT 6	[6] E	16	25:57.066	+48.809	140,57	1:34.972	144,04
8	62	GELMINI Tommaso		Branca 63	[7] E	16	25:58.794	+50.537	140,41	1:35.899	142,65
9	72	DOWSON John		Brabham BT 2	[8] E	16	26:04.682	+56.425	139,88	1:36.067	142,40
10	73	ANSTISS Peter		Lotus 20/22	[9] E	16	26:41.364	+1:33.107	136,68	1:37.603	140,15
11	49	GÖCKMANN Ivo		Jolus	[2] D	16	26:41.997	+1:33.740	136,62	1:37.834	139,82
12	70	CANE Christian		Lotus 22	[10] E	16	26:42.561	+1:34.304	136,58	1:38.128	139,40
13	89	FERRARI Bruno		Branca 63	[11] E	15	24:53.845	+1 Lap	137,36	1:33.473	146,35
14	1	DELANE John		Lotus 18	[1] C	15	25:02.579	+1 Lap	136,56	1:38.393	139,03
15	98	Van AMSTERDAM Dick		Belgica	[1] F3	15	25:27.214	+1 Lap	134,36	1:39.801	137,07
16	83	MÜLLER Arlette		Lotus 22	[12] E	15	25:28.812	+1 Lap	134,22	1:38.024	139,55
17	173	KINCH Larry		Lotus 20/22	[13] E	15	25:38.166	+1 Lap	133,40	1:40.540	136,06
18	82	TONNEMAN Steven		Lotus 20/22	[14] E	15	25:40.529	+1 Lap	133,20	1:40.467	136,16
19	270	SIMMONS Tony		Brabham BT6	[15] E	15	25:53.138	+1 Lap	132,11	1:39.856	136,99
20	88	SHEARN Kim		Lotus 20/22	[16] E	15	25:53.186	+1 Lap	132,11	1:40.573	136,02
21	95	GODDARD Anthony		Tojeiro	[3] D	15	26:07.286	+1 Lap	130,92	1:42.170	133,89
22	25	TART Andrew		Bond	[1] B	15	26:10.737	+1 Lap	130,63	1:41.865	134,29
23	22	FLEMING Justin		Elva 100	[2] B	15	26:18.684	+1 Lap	129,98	1:43.585	132,06
24	23	HEMMING Bill		Elfin Catalina	[4] D	15	26:22.828	+1 Lap	129,64	1:43.275	132,46
25	45	TACCONI Simone		Lotus 20/22	[17] E	14	26:30.992	+2 Laps	120,37	1:48.630	125,93
26	46	DEL CONTE Carlo		Wainer 60	[2] C	14	26:51.580	+2 Laps	118,83	1:51.787	122,37
27	19	BIEKENS Jan		Stanguellini	[1] A	14	26:58.820	+2 Laps	118,30	1:52.659	121,42
28	58	SMEETON Richard		Lotus 22	[18] E	13	25:23.590	+3 Laps	116,72	1:36.657	141,53
29	74	KINCH Nathan		Lotus 22	[19] E	12	19:18.180	+4 Laps	141,73	1:33.290	146,63
30	59	HALL David		BMC MK 2	[5] D	12	20:51.952	+4 Laps	131,12	1:41.361	134,96
31	64	SALODINI Daniele		Taraschi	[2] A	12	22:19.093	+4 Laps	122,59	1:48.368	126,23
32	7	RABAGLIATI Duncan		Alexis HF1	[3] B	12	23:48.354	+4 Laps	114,92	1:49.989	124,37
33	39	EALAND Roger		Koala	[20] E	2	3:37.239	+14 Laps	125,94	1:42.932	132,90
34	153	ROSSI Manfredo		Lotus 22	[21] E	1	1:38.950	+15 Laps	138,25		

Meilleur tour / Best lap : 74 KINCH Nathan - 1:33.290

Exclus / Excluded

55	MARZATICO Paolo		Branca 63	E
----	-----------------	--	-----------	---

Sous réserve du contrôle technique ou d'incidents d'ordre sportif

Subject to scrutineering or sporting incidents

Le président du collège / Chairman of the Panel Heure d'affichage / Posting time

Le chronométrage / Timekeeper

GRAND PRIX DE L'AGE D'OR 2011

FIA Trophée Lurani - Plateau 9

Course 1

Classement / Classification

RECTIFICATIF (Stewards' Decision Number 1)

Cl Rnk	Num	Nom pilote	Nation	Chassis	Classe	Tours Laps	Temps Time	Ecart Gap	Moyenne Average	M.Tour B.Lap	Vitesse Speed
-----------	-----	------------	--------	---------	--------	---------------	---------------	--------------	--------------------	-----------------	------------------

A

1	19	BIEKENS Jan		Stanguellini	[1] A	14	26:58.820		118,30	1:52.659	121,42
2	64	SALODINI Daniele		Taraschi	[2] A	12	22:19.093	+2 Laps	122,59	1:48.368	126,23

Meilleur tour / Best lap : 64 SALODINI Daniele - 1:48.368

B

1	25	TART Andrew		Bond	[1] B	15	26:10.737		130,63	1:41.865	134,29
2	22	FLEMING Justin		Elva 100	[2] B	15	26:18.684	+7.947	129,98	1:43.585	132,06
3	7	RABAGLIATI Duncan		Alexis HF1	[3] B	12	23:48.354	+3 Laps	114,92	1:49.989	124,37

Meilleur tour / Best lap : 25 TART Andrew - 1:41.865

C

1	1	DELANE John		Lotus 18	[1] C	15	25:02.579		136,56	1:38.393	139,03
2	46	DEL CONTE Carlo		Wainer 60	[2] C	14	26:51.580	+1 Lap	118,83	1:51.787	122,37

Meilleur tour / Best lap : 1 DELANE John - 1:38.393

D

1	93	CHILCOTT Chris		Lotus 20	[1] D	16	25:48.046		141,39	1:35.635	143,04
2	49	GÖCKMANN Ivo		Jolus	[2] D	16	26:41.997	+53.951	136,62	1:37.834	139,82
3	95	GODDARD Anthony		Tojeiro	[3] D	15	26:07.286	+1 Lap	130,92	1:42.170	133,89
4	23	HEMMING Bill		Elfin Catalina	[4] D	15	26:22.828	+1 Lap	129,64	1:43.275	132,46
5	59	HALL David		BMC MK 2	[5] D	12	20:51.952	+4 Laps	131,12	1:41.361	134,96

Meilleur tour / Best lap : 93 CHILCOTT Chris - 1:35.635

E

1	99	TONETTI Pierre		Brabham BT6	[1] E	16	25:08.257		145,12	1:33.291	146,63
2	85	VAN GELDER Erwin		Lotus 20/22	[2] E	16	25:37.100	+28.843	142,39	1:33.650	146,07
3	79	EBERHARDT Urs		Lotus 27	[3] E	16	25:45.168	+36.911	141,65	1:34.259	145,13
4	170	TRABER Christian		Lotus 22	[4] E	16	25:56.477	+48.220	140,62	1:35.811	142,78
5	53	BUHOFER Philipp		Lola MK 5 A	[5] E	16	25:56.936	+48.679	140,58	1:35.825	142,76
6	77	AMEZ-DROZ Marc		Brabham BT 6	[6] E	16	25:57.066	+48.809	140,57	1:34.972	144,04
7	62	GELMINI Tommaso		Branca 63	[7] E	16	25:58.794	+50.537	140,41	1:35.899	142,65
8	72	DOWSON John		Brabham BT 2	[8] E	16	26:04.682	+56.425	139,88	1:36.067	142,40
9	73	ANSTISS Peter		Lotus 20/22	[9] E	16	26:41.364	+1:33.107	136,68	1:37.603	140,15
10	70	CANE Christian		Lotus 22	[10] E	16	26:42.561	+1:34.304	136,58	1:38.128	139,40
11	89	FERRARI Bruno		Branca 63	[11] E	15	24:53.845	+1 Lap	137,36	1:33.473	146,35
12	83	MÜLLER Arlette		Lotus 22	[12] E	15	25:28.812	+1 Lap	134,22	1:38.024	139,55

GRAND PRIX DE L'AGE D'OR 2011

FIA Trophée Lurani - Plateau 9

Course 1

Classement / Classification

RECTIFICATIF (Stewards' Decision Number 1)


Cl Rnk	Num	Nom pilote	Nation	Chassis	Classe	Tours Laps	Temps Time	Ecart Gap	Moyenne Average	M.Tour B.Lap	Vitesse Speed
13	173	KINCH Larry		Lotus 20/22	[13] E	15	25:38.166	+1 Lap	133,40	1:40.540	136,06
14	82	TONNEMAN Steven		Lotus 20/22	[14] E	15	25:40.529	+1 Lap	133,20	1:40.467	136,16
15	270	SIMMONS Tony		Brabham BT6	[15] E	15	25:53.138	+1 Lap	132,11	1:39.856	136,99
16	88	SHEARN Kim		Lotus 20/22	[16] E	15	25:53.186	+1 Lap	132,11	1:40.573	136,02
17	45	TACCONI Simone		Lotus 20/22	[17] E	14	26:30.992	+2 Laps	120,37	1:48.630	125,93
18	58	SMEETON Richard		Lotus 22	[18] E	13	25:23.590	+3 Laps	116,72	1:36.657	141,53
19	74	KINCH Nathan		Lotus 22	[19] E	12	19:18.180	+4 Laps	141,73	1:33.290	146,63
20	39	EALAND Roger		Koala	[20] E	2	3:37.239	+14 Laps	125,94	1:42.932	132,90
21	153	ROSSI Manfredo		Lotus 22	[21] E	1	1:38.950	+15 Laps	138,25		

Meilleur tour / Best lap : 74 KINCH Nathan - 1:33.290

Exclus / Excluded

55	MARZATICO Paolo		Branca 63	E
----	-----------------	---	-----------	---

F3

1	98	Van AMSTERDAM Dick		Belgica	[1] F3	15	25:27.214		134,36	1:39.801	137,07
---	----	--------------------	---	---------	--------	----	-----------	--	--------	----------	--------

Meilleur tour / Best lap : 98 Van AMSTERDAM Dick - 1:39.801

Sous réserve du contrôle technique ou d'incidents d'ordre sportif

Subject to scrutineering or sporting incidents

Le président du collège / Chairman of the Panel Heure d'affichage / Posting time

Le chronométrage / Timekeeper

GRAND PRIX DE L'AGE D'OR 2011

FIA Trophée Lurani - Plateau 9

Course 1

Tour par tour / Lap by lap

Grille / Grid	74	99	153	89	77	85	93	62	79	58	53	72	1	83	49	70	98	73	170	270	25	95	82	88	173	59	22	39	23	7	46	19	45	5		
	1	2	3	4	5	6	7	8	9	10	11	12	13	14	15	16	17	18	19	20	21	22	23	24	25	26	27	28	29	30	31	32	33	34	35	
Départ / Start																																				
Tour / Lap 1	74	99	153	89	55	85	79	53	93	77	58	62	170	49	72	70	1	83	98	95	73	59	88	25	39	82	22	173	23	64	19	270	7	45	46	
Tour / Lap 2	99	74	89	85	55	79	53	93	62	77	58	170	72	49	70	83	1	98	73	95	59	88	39	173	25	82	22	23	270	64	7	19	45	46		
Tour / Lap 3	99	74	89	85	55	79	53	93	77	62	170	72	58	49	70	83	1	98	73	95	59	88	173	25	82	23	22	270	64	7	45	19	46			
Tour / Lap 4	99	74	89	85	79	55	53	93	170	77	62	72	49	70	83	1	98	73	59	95	88	173	82	25	23	22	58	270	64	45	7	19	46			
Tour / Lap 5	99	74	89	79	55	85	93	53	77	170	62	72	49	70	83	1	98	73	88	59	173	95	82	25	23	22	270	64	45	19	46	7	58			
Tour / Lap 6	99	74	89	79	55	85	93	53	170	77	62	72	49	83	70	1	73	98	88	173	59	82	95	25	23	270	22	64	45	19	46	7	58			
Tour / Lap 7	99	74	89	79	55	85	93	53	170	77	62	72	49	83	70	1	73	98	88	173	59	82	95	25	270	23	22	64	45	19	46	7	58			
Tour / Lap 8	99	74	89	79	55	85	93	53	170	77	62	72	49	83	70	1	73	98	88	173	82	59	95	25	270	22	23	64	45	19	46	7	58			
Tour / Lap 9	99	74	89	55	79	85	93	170	53	77	62	72	49	83	70	73	1	98	88	173	82	59	95	25	270	23	22	64	45	19	46	7	58			
Tour / Lap 10	99	74	89	55	79	85	93	170	77	53	62	72	49	73	70	1	98	83	88	173	82	59	95	270	25	23	22	64	45	19	46	7	58			
Tour / Lap 11	99	74	89	79	55	85	93	170	77	53	62	72	49	73	70	1	98	83	173	82	59	88	95	270	25	23	22	64	45	19	46	7	58			
Tour / Lap 12	99	89	85	55	79	74	93	170	77	53	62	72	49	73	70	1	98	83	173	82	88	270	59	95	25	23	22	64	45	46	19	58	7			
Tour / Lap 13	99	89	55	85	79	93	170	53	77	62	72	73	49	70	1	98	83	173	82	88	270	95	25	23	22	45	46	19	58							
Tour / Lap 14	99	89	85	55	79	93	170	53	77	62	72	73	70	49	1	98	83	173	82	88	270	95	25	23	22	45	46	19								
Tour / Lap 15	99	85	79	93	170	53	77	62	72	89	73	70	49	1	98	83	173	82	270	88	95	25	22	23												
Tour / Lap 16	99	85	79	93	170	53	77	62	72	73	49	70																								

GRAND PRIX DE L'AGE D'OR 2011

FIA Trophée Lurani - Plateau 9

Course 1

Historique / Records

Seq	Num	Heure	Tour	Temps
Seq		Hour	Lap	Time

1 DELANE John

2	START			
31	1	1:48.351	1	
66	1	3:29.517	2	1:41.166
100	1	5:07.910	3	1:38.393
132	1	6:48.197	4	1:40.287
165	1	8:26.786	5	1:38.589
197	1	10:06.133	6	1:39.347
229	1	11:45.489	7	1:39.356
259	1	13:25.919	8	1:40.430
292	1	15:06.323	9	1:40.404
324	1	16:45.321	10	1:38.998
355	1	18:24.136	11	1:38.815
389	1	20:04.003	12	1:39.867
421	1	21:42.410	13	1:38.407
451	1	23:23.313	14	1:40.903
480	1	25:02.579	15	1:39.266
481		25:06.960		FINISH

7 RABAGLIATI Duncan

2	START			
48	7	2:03.053	1	
80	7	3:53.042	2	1:49.989
114	7	5:43.829	3	1:50.787
147	7	7:36.294	4	1:52.465
186	7	9:39.740	5	2:03.446
225	7	11:38.394	6	1:58.654
263	7	13:33.085	7	1:54.691
297	7	15:26.820	8	1:53.735
338	7	17:21.204	9	1:54.384
378	7	19:18.636	10	1:57.432
417	7	21:14.882	11	1:56.246
456	7	[IN] 23:48.354	12	
481		25:06.960		FINISH

19 BIEKENS Jan

2	START			
45	19	2:01.221	1	
82	19	3:54.644	2	1:53.423
115	19	5:48.016	3	1:53.372
148	19	7:41.070	4	1:53.054
182	19	9:33.729	5	1:52.659
222	19	11:30.811	6	1:57.082
261	19	13:27.204	7	1:56.393
295	19	15:21.101	8	1:53.897
333	19	17:18.326	9	1:57.225

Seq	Num	Heure	Tour	Temps
Seq		Hour	Lap	Time

370	19	19:11.382	10	1:53.056
411	19	21:06.535	11	1:55.153
447	19	23:02.459	12	1:55.924
476	19	24:58.799	13	1:56.340
481		25:06.960		FINISH
507	19	26:58.820	14	2:00.021

22 FLEMING Justin

2	START			
41	22	1:55.583	1	
76	22	3:41.201	2	1:45.618
110	22	5:25.238	3	1:44.037
142	22	7:10.265	4	1:45.027
175	22	8:54.254	5	1:43.989
208	22	10:38.907	6	1:44.653
241	22	12:22.844	7	1:43.937
273	22	14:06.905	8	1:44.061
310	22	15:51.629	9	1:44.724
343	22	17:35.214	10	1:43.585
379	22	19:20.574	11	1:45.360
409	22	21:04.493	12	1:43.919
445	22	22:49.570	13	1:45.077
472	22	24:33.610	14	1:44.040
481		25:06.960		FINISH
500	22	26:18.684	15	1:45.074

23 HEMMING Bill

2	START			
43	23	1:58.261	1	
77	23	3:41.702	2	1:43.441
109	23	5:25.233	3	1:43.531
141	23	7:09.587	4	1:44.354
174	23	8:53.857	5	1:44.270
206	23	10:38.125	6	1:44.268
240	23	12:22.099	7	1:43.974
274	23	14:06.937	8	1:44.838
309	23	15:50.835	9	1:43.898
342	23	17:34.110	10	1:43.275
376	23	19:18.223	11	1:44.113
408	23	21:03.527	12	1:45.304
443	23	22:48.819	13	1:45.292
471	23	24:32.511	14	1:43.692
481		25:06.960		FINISH
501	23	26:22.828	15	1:50.317

Seq	Num	Heure	Tour	Temps
Seq		Hour	Lap	Time

25 TART Andrew

2				START
38	25	1:54.218	1	
74	25	3:38.955	2	1:44.737
107	25	5:21.818	3	1:42.863
140	25	7:04.454	4	1:42.636
173	25	8:48.338	5	1:43.884
205	25	10:30.203	6	1:41.865
238	25	12:13.702	7	1:43.499
271	25	13:56.180	8	1:42.478
304	25	15:39.247	9	1:43.067
341	25	17:25.863	10	1:46.616
371	25	19:12.049	11	1:46.186
406	25	20:57.290	12	1:45.241
437	25	22:40.748	13	1:43.458
470	25	24:26.411	14	1:45.663
481		25:06.960		FINISH
499	25	26:10.737	15	1:44.326

39 EALAND Roger

2				START
39	39	1:54.307	1	
72	39	3:37.239	2	1:42.932
481		25:06.960		FINISH

45 TACCONI Simone

2				START
47	45	2:03.895	1	
81	45	3:55.228	2	1:51.333
113	45	5:43.858	3	1:48.630
146	45	7:35.860	4	1:52.002
178	45	9:27.957	5	1:52.097
215	45	11:20.256	6	1:52.299
255	45	13:14.630	7	1:54.374
293	45	15:07.251	8	1:52.621
325	45	16:57.882	9	1:50.631
360	45	18:51.428	10	1:53.546
398	45	20:47.193	11	1:55.765
438	45	22:41.919	12	1:54.726
473	45	24:37.389	13	1:55.470
481		25:06.960		FINISH
502	45	26:30.992	14	1:53.603

46 DEL CONTE Carlo

2				START
49	46	2:05.344	1	
83	46	3:57.131	2	1:51.787
116	46	5:50.784	3	1:53.653

Seq	Num	Heure	Tour	Temps
Seq		Hour	Lap	Time

149	46	7:44.699	4	1:53.915
185	46	9:39.342	5	1:54.643
224	46	11:34.743	6	1:55.401
262	46	13:30.054	7	1:55.311
296	46	15:23.163	8	1:53.109
335	46	17:20.516	9	1:57.353
372	46	19:13.506	10	1:52.990
412	46	21:08.164	11	1:54.658
446	46	23:00.801	12	1:52.637
474	46	24:55.588	13	1:54.787
481		25:06.960		FINISH
506	46	26:51.580	14	1:55.992

49 GÖCKMANN Ivo

2				START
29	49	1:46.349	1	
63	49	3:25.680	2	1:39.331
97	49	5:04.107	3	1:38.427
129	49	6:41.941	4	1:37.834
162	49	8:20.629	5	1:38.688
194	49	9:59.460	6	1:38.831
226	49	11:38.520	7	1:39.060
256	49	13:18.756	8	1:40.236
288	49	14:59.327	9	1:40.571
320	49	16:39.298	10	1:39.971
353	49	18:19.784	11	1:40.486
386	49	20:00.119	12	1:40.335
419	49	21:41.282	13	1:41.163
450	49	23:22.833	14	1:41.551
479	49	25:02.176	15	1:39.343
481		25:06.960		FINISH
504	49	26:41.997	16	1:39.821

53 BUHOFER Philipp

2				START
22	53	1:42.796	1	
56	53	3:18.660	2	1:35.864
90	53	4:55.445	3	1:36.785
123	53	6:32.294	4	1:36.849
157	53	8:10.741	5	1:38.447
189	53	9:47.145	6	1:36.404
218	53	11:24.489	7	1:37.344
250	53	13:03.357	8	1:38.868
283	53	14:41.428	9	1:38.071
317	53	16:18.764	10	1:37.336
350	53	17:55.377	11	1:36.613
383	53	19:31.922	12	1:36.545
413	53	21:08.123	13	1:36.201
440	53	22:44.312	14	1:36.189
465	53	24:21.111	15	1:36.799
481		25:06.960		FINISH
494	53	25:56.936	16	1:35.825

Seq	Num	Heure	Tour	Temps
Seq		Hour	Lap	Time

55 MARZATICO Paolo

2				START
19	55	1:40.727	1	
53	55	3:15.744	2	1:35.017
87	55	4:50.549	3	1:34.805
121	55	6:25.939	4	1:35.390
153	55	8:02.008	5	1:36.069
183	55	9:38.715	6	1:36.707
214	55	11:16.679	7	1:37.964
245	55	12:51.956	8	1:35.277
278	55	14:27.175	9	1:35.219
311	55	16:02.025	10	1:34.850
344	55	17:37.253	11	1:35.228
373	55	19:14.768	12	1:37.515
400	55	20:50.666	13	1:35.898
430	55	22:26.119	14	1:35.453
481		25:06.960		FINISH

58 SMEETON Richard

2				START
26	58	1:45.421	1	
60	58	3:23.673	2	1:38.252
96	58	5:03.894	3	1:40.221
143	58	[IN] 7:11.918	4	
237	58	12:13.365	5	
269	58	13:51.286	6	1:37.921
301	58	15:31.542	7	1:40.256
330	58	17:12.818	8	1:41.276
363	58	18:53.139	9	1:40.321
394	58	20:29.796	10	1:36.657
424	58	22:07.290	11	1:37.494
453	58	23:45.397	12	1:38.107
481		25:06.960		FINISH
483	58	25:23.590	13	1:38.193

59 HALL David

2				START
36	59	1:52.238	1	
70	59	3:36.207	2	1:43.969
104	59	5:19.363	3	1:43.156
135	59	7:02.188	4	1:42.825
169	59	8:44.331	5	1:42.143
202	59	10:27.723	6	1:43.392
234	59	12:09.618	7	1:41.895
268	59	13:50.979	8	1:41.361
302	59	15:32.702	9	1:41.723
332	59	17:16.271	10	1:43.569
366	59	19:00.622	11	1:44.351
404	59	[IN] 20:51.952	12	
481		25:06.960		FINISH

Seq	Num	Heure	Tour	Temps
Seq		Hour	Lap	Time

62 GELMINI Tommaso

2				START
25	62	1:45.536	1	
58	62	3:23.041	2	1:37.505
92	62	5:00.639	3	1:37.598
127	62	6:38.567	4	1:37.928
160	62	8:15.425	5	1:36.858
192	62	9:52.252	6	1:36.827
221	62	11:29.145	7	1:36.893
253	62	13:05.448	8	1:36.303
285	62	14:43.096	9	1:37.648
318	62	16:19.720	10	1:36.624
351	62	17:56.637	11	1:36.917
384	62	19:32.896	12	1:36.259
415	62	21:09.702	13	1:36.806
442	62	22:46.342	14	1:36.640
466	62	24:22.895	15	1:36.553
481		25:06.960		FINISH
496	62	25:58.794	16	1:35.899

64 SALODINI Daniele

2				START
44	64	2:00.731	1	
79	64	3:49.099	2	1:48.368
112	64	5:38.419	3	1:49.320
145	64	7:27.221	4	1:48.802
177	64	9:17.240	5	1:50.019
212	64	11:08.015	6	1:50.775
249	64	13:00.090	7	1:52.075
287	64	14:52.444	8	1:52.354
322	64	16:44.995	9	1:52.551
357	64	18:35.390	10	1:50.395
390	64	20:26.165	11	1:50.775
429	64	22:19.093	12	1:52.928
481		25:06.960		FINISH

70 CANE Christian

2				START
30	70	1:47.552	1	
64	70	3:26.771	2	1:39.219
98	70	5:05.182	3	1:38.411
130	70	6:45.284	4	1:40.102
163	70	8:25.516	5	1:40.232
196	70	10:05.405	6	1:39.889
228	70	11:45.117	7	1:39.712
258	70	13:25.691	8	1:40.574
290	70	15:05.239	9	1:39.548
323	70	16:44.953	10	1:39.714
356	70	18:24.004	11	1:39.051
388	70	20:03.912	12	1:39.908

Seq	Num	Heure	Tour	Temps
Seq		Hour	Lap	Time
420	70	21:42.040	13	1:38.128
449	70	23:22.185	14	1:40.145
478	70	25:02.004	15	1:39.819
481		25:06.960		FINISH
505	70	26:42.561	16	1:40.557

72 DOWSON John

2	START			
28	72	1:46.434	1	
62	72	3:24.656	2	1:38.222
95	72	5:02.853	3	1:38.197
128	72	6:39.537	4	1:36.684
161	72	8:15.604	5	1:36.067
193	72	9:53.049	6	1:37.445
223	72	11:31.333	7	1:38.284
254	72	13:07.922	8	1:36.589
286	72	14:44.571	9	1:36.649
319	72	16:20.886	10	1:36.315
352	72	17:58.571	11	1:37.685
385	72	19:34.853	12	1:36.282
416	72	21:11.008	13	1:36.155
444	72	22:49.278	14	1:38.270
469	72	24:26.395	15	1:37.117
481		25:06.960		FINISH
497	72	26:04.682	16	1:38.287

73 ANSTISS Peter

2	START			
35	73	1:52.177	1	
68	73	3:32.539	2	1:40.362
102	73	5:11.792	3	1:39.253
134	73	6:51.522	4	1:39.730
167	73	8:31.289	5	1:39.767
198	73	10:09.255	6	1:37.966
230	73	11:47.358	7	1:38.103
260	73	13:26.365	8	1:39.007
291	73	15:05.707	9	1:39.342
321	73	16:43.912	10	1:38.205
354	73	18:21.515	11	1:37.603
387	73	20:00.403	12	1:38.888
418	73	21:39.289	13	1:38.886
448	73	23:19.479	14	1:40.190
477	73	24:59.619	15	1:40.140
481		25:06.960		FINISH
503	73	26:41.364	16	1:41.745

74 KINCH Nathan

2	START			
15	74	1:37.554	1	

Seq	Num	Heure	Tour	Temps
Seq		Hour	Lap	Time
51	74	3:12.583	2	1:35.029
85	74	4:46.891	3	1:34.308
118	74	6:20.958	4	1:34.067
151	74	7:55.829	5	1:34.871
180	74	9:30.000	6	1:34.171
210	74	11:04.390	7	1:34.390
243	74	12:38.613	8	1:34.223
276	74	14:11.903	9	1:33.290
307	74	15:45.825	10	1:33.922
336	74	17:19.966	11	1:34.141
377	74	[IN] 19:18.180	12	
481		25:06.960		FINISH

77 AMEZ-DROZ Marc

2	START			
24	77	1:44.424	1	
59	77	3:23.448	2	1:39.024
93	77	5:00.502	3	1:37.054
126	77	6:37.659	4	1:37.157
158	77	8:14.371	5	1:36.712
191	77	9:51.115	6	1:36.744
220	77	11:28.246	7	1:37.131
252	77	13:03.741	8	1:35.495
284	77	14:41.737	9	1:37.996
316	77	16:18.747	10	1:37.010
349	77	17:55.350	11	1:36.603
382	77	19:31.839	12	1:36.489
414	77	21:08.301	13	1:36.462
441	77	22:45.213	14	1:36.912
467	77	24:22.094	15	1:36.881
481		25:06.960		FINISH
495	77	25:57.066	16	1:34.972

79 EBERHARDT Urs

2	START			
21	79	1:41.852	1	
55	79	3:16.595	2	1:34.743
89	79	4:51.530	3	1:34.935
122	79	6:25.789	4	1:34.259
154	79	8:01.550	5	1:35.761
184	79	9:38.346	6	1:36.796
213	79	11:15.776	7	1:37.430
246	79	12:51.395	8	1:35.619
279	79	14:27.484	9	1:36.089
312	79	16:02.362	10	1:34.878
345	79	17:37.201	11	1:34.839
375	79	19:15.223	12	1:38.022
403	79	20:51.602	13	1:36.379
433	79	22:29.943	14	1:38.341
460	79	24:06.954	15	1:37.011
481		25:06.960		FINISH
489	79	25:45.168	16	1:38.214

Seq	Num	Heure	Tour	Temps
Seq		Hour	Lap	Time

82 TONNEMAN Steven

2	START			
40	82	1:55.530	1	
75	82	3:39.267	2	1:43.737
108	82	5:21.871	3	1:42.604
139	82	7:04.421	4	1:42.550
172	82	8:46.549	5	1:42.128
203	82	10:29.390	6	1:42.841
235	82	12:10.186	7	1:40.796
267	82	13:50.790	8	1:40.604
300	82	15:31.257	9	1:40.467
331	82	17:13.584	10	1:42.327
364	82	18:54.556	11	1:40.972
397	82	20:36.421	12	1:41.865
428	82	22:17.937	13	1:41.516
458	82	23:59.303	14	1:41.366
481		25:06.960		FINISH
488	82	25:40.529	15	1:41.226

83 MÜLLER Arlette

2	START			
32	83	1:48.801	1	
65	83	3:28.661	2	1:39.860
99	83	5:06.685	3	1:38.024
131	83	6:46.169	4	1:39.484
164	83	8:25.795	5	1:39.626
195	83	10:04.382	6	1:38.587
227	83	11:44.373	7	1:39.991
257	83	13:25.080	8	1:40.707
289	83	15:03.324	9	1:38.244
327	83	17:08.357	10	2:05.033
359	83	18:48.092	11	1:39.735
393	83	20:27.354	12	1:39.262
426	83	22:09.042	13	1:41.688
455	83	23:48.377	14	1:39.335
481		25:06.960		FINISH
485	83	25:28.812	15	1:40.435

85 VAN GELDER Erwin

2	START			
20	85	1:40.736	1	
54	85	3:15.718	2	1:34.982
88	85	4:50.089	3	1:34.371
120	85	6:23.739	4	1:33.650
156	85	8:09.175	5	1:45.436
187	85	9:43.656	6	1:34.481
216	85	11:19.638	7	1:35.982
247	85	12:55.218	8	1:35.580
280	85	14:29.397	9	1:34.179
313	85	16:03.752	10	1:34.355

Seq	Num	Heure	Tour	Temps
Seq		Hour	Lap	Time

346	85	17:37.899	11	1:34.147
374	85	19:14.691	12	1:36.792
402	85	20:51.265	13	1:36.574
431	85	22:25.651	14	1:34.386
459	85	24:01.037	15	1:35.386
481		25:06.960		FINISH
486	85	25:37.100	16	1:36.063

88 SHEARN Kim

2	START			
37	88	1:53.502	1	
71	88	3:36.633	2	1:43.131
105	88	5:19.892	3	1:43.259
137	88	7:03.342	4	1:43.450
168	88	8:43.915	5	1:40.573
200	88	10:24.864	6	1:40.949
232	88	12:06.346	7	1:41.482
265	88	13:47.848	8	1:41.502
298	88	15:29.239	9	1:41.391
328	88	17:11.205	10	1:41.966
367	88	19:05.406	11	1:54.201
399	88	20:46.694	12	1:41.288
432	88	22:28.684	13	1:41.990
462	88	24:11.488	14	1:42.804
481		25:06.960		FINISH
492	88	25:53.186	15	1:41.698

89 FERRARI Bruno

2	START			
18	89	1:39.021	1	
52	89	3:13.110	2	1:34.089
86	89	4:47.550	3	1:34.440
119	89	6:21.527	4	1:33.977
152	89	7:56.280	5	1:34.753
181	89	9:30.353	6	1:34.073
211	89	11:05.361	7	1:35.008
244	89	12:38.901	8	1:33.540
277	89	14:12.374	9	1:33.473
308	89	15:46.088	10	1:33.714
337	89	17:21.054	11	1:34.966
365	89	18:57.400	12	1:36.346
395	89	20:33.202	13	1:35.802
425	89	22:07.532	14	1:34.330
475	89	[IN] 24:53.845	15	
481		25:06.960		FINISH

93 CHILCOTT Chris

2	START			
23	93	1:43.538	1	

Seq Seq	Num	Heure Hour	Tour Lap	Temps Time
57	93	3:19.786	2	1:36.248
91	93	4:55.823	3	1:36.037
124	93	6:32.657	4	1:36.834
155	93	8:09.323	5	1:36.666
188	93	9:45.564	6	1:36.241
217	93	11:21.970	7	1:36.406
248	93	12:57.665	8	1:35.695
281	93	14:34.122	9	1:36.457
314	93	16:09.904	10	1:35.782
347	93	17:45.766	11	1:35.862
380	93	19:21.836	12	1:36.070
407	93	20:57.471	13	1:35.635
435	93	22:33.963	14	1:36.492
461	93	24:11.228	15	1:37.265
481		25:06.960		FINISH
490	93	25:48.046	16	1:36.818

95 GODDARD Anthony

2	START			
34	95	1:51.999	1	
69	95	3:35.620	2	1:43.621
103	95	5:18.665	3	1:43.045
136	95	7:02.752	4	1:44.087
171	95	8:46.420	5	1:43.668
204	95	10:29.669	6	1:43.249
236	95	12:11.839	7	1:42.170
270	95	13:54.705	8	1:42.866
303	95	15:38.610	9	1:43.905
339	95	17:23.233	10	1:44.623
368	95	19:07.562	11	1:44.329
405	95	20:53.316	12	1:45.754
436	95	22:37.539	13	1:44.223
468	95	24:23.013	14	1:45.474
481		25:06.960		FINISH
498	95	26:07.286	15	1:44.273

98 Van AMSTERDAM Dick

2	START			
33	98	1:49.109	1	
67	98	3:30.983	2	1:41.874
101	98	5:11.191	3	1:40.208
133	98	6:51.403	4	1:40.212
166	98	8:31.204	5	1:39.801
199	98	10:12.279	6	1:41.075
231	98	11:52.916	7	1:40.637
264	98	13:34.208	8	1:41.292
294	98	15:15.278	9	1:41.070
326	98	17:04.089	10	1:48.811
358	98	18:44.154	11	1:40.065
391	98	20:25.535	12	1:41.381
423	98	22:06.268	13	1:40.733
454	98	23:47.310	14	1:41.042

Seq Seq	Num	Heure Hour	Tour Lap	Temps Time
481		25:06.960		FINISH
484	98	25:27.214	15	1:39.904

99 TONETTI Pierre

2	START			
16	99	1:37.724	1	
50	99	3:11.878	2	1:34.154
84	99	4:46.355	3	1:34.477
117	99	6:20.630	4	1:34.275
150	99	7:54.915	5	1:34.285
179	99	9:29.497	6	1:34.582
209	99	11:03.827	7	1:34.330
242	99	12:38.150	8	1:34.323
275	99	14:11.441	9	1:33.291
306	99	15:45.663	10	1:34.222
334	99	17:19.097	11	1:33.434
362	99	18:53.086	12	1:33.989
392	99	20:26.731	13	1:33.645
422	99	22:00.181	14	1:33.450
452	99	23:34.081	15	1:33.900
481		25:06.960		FINISH
482	99	25:08.257	16	1:34.176

153 ROSSI Manfred

2	START			
17	153	1:38.950	1	
481		25:06.960		FINISH

170 TRABER Christian

2	START			
27	170	1:46.282	1	
61	170	3:23.976	2	1:37.694
94	170	5:00.745	3	1:36.769
125	170	6:37.322	4	1:36.577
159	170	8:14.507	5	1:37.185
190	170	9:50.318	6	1:35.811
219	170	11:26.587	7	1:36.269
251	170	13:03.381	8	1:36.794
282	170	14:40.361	9	1:36.980
315	170	16:16.821	10	1:36.460
348	170	17:54.064	11	1:37.243
381	170	19:30.256	12	1:36.192
410	170	21:06.433	13	1:36.177
439	170	22:44.022	14	1:37.589
464	170	24:20.349	15	1:36.327
481		25:06.960		FINISH
493	170	25:56.477	16	1:36.128

GRAND PRIX DE L'AGE D'OR 2011

FIA Trophée Lurani - Plateau 9

Course 1

Historique / Records

Seq	Num	Heure	Tour	Temps
Seq		Hour	Lap	Time

173 KINCH Larry

2				START
42	173	1:55.849	1	
73	173	3:37.973	2	1:42.124
106	173	5:21.143	3	1:43.170
138	173	7:03.652	4	1:42.509
170	173	8:45.384	5	1:41.732
201	173	10:26.616	6	1:41.232
233	173	12:07.472	7	1:40.856
266	173	13:49.113	8	1:41.641
299	173	15:29.812	9	1:40.699
329	173	17:11.673	10	1:41.861
361	173	18:53.073	11	1:41.400
396	173	20:35.114	12	1:42.041
427	173	22:15.654	13	1:40.540
457	173	23:57.516	14	1:41.862
481		25:06.960		FINISH
487	173	25:38.166	15	1:40.650

270 SIMMONS Tony

2				START
46	270	2:01.668	1	
78	270	3:48.202	2	1:46.534
111	270	5:31.823	3	1:43.621
144	270	7:15.000	4	1:43.177
176	270	8:56.676	5	1:41.676
207	270	10:38.559	6	1:41.883
239	270	12:19.842	7	1:41.283
272	270	14:00.811	8	1:40.969
305	270	15:41.355	9	1:40.544
340	270	17:24.683	10	1:43.328
369	270	19:08.314	11	1:43.631
401	270	20:51.221	12	1:42.907
434	270	22:32.152	13	1:40.931
463	270	24:12.008	14	1:39.856
481		25:06.960		FINISH
491	270	25:53.138	15	1:41.130

Sous réserve du contrôle technique ou d'incidents d'ordre sportif

Subject to scrutineering or sporting incidents

GRAND PRIX DE L'AGE D'OR 2011

FIA Trophée Lurani - Plateau 9

Course 2

Classement / Classification

RECTIFICATIF

Cl ^t Rnk	Num	Nom pilote	Nation	Chassis	Classe	Tours Laps	Temps Time	Ecart Gap	Moyenne Average	M. Tour B. Lap	Vitesse Speed
1	153	ROSSI Manfredο		Lotus 22	[1] E	16	25:28.227		143,22	1:33.460	146,37
2	99	TONETTI Pierre		Brabham BT6	[2] E	16	25:29.986	+1.759	143,06	1:34.609	144,59
3	89	FERRARI Bruno		Branca 63	[3] E	16	25:51.486	+23.259	141,07	1:35.198	143,70
4	77	AMEZ-DROZ Marc		Brabham BT 6	[4] E	16	25:58.838	+30.611	140,41	1:36.143	142,28
5	93	CHILCOTT Chris		Lotus 20	[1] D	16	26:02.707	+34.480	140,06	1:36.285	142,07
6	62	GELMINI Tommaso		Branca 63	[5] E	16	26:06.584	+38.357	139,71	1:36.829	141,27
7	58	SMEETON Richard		Lotus 22	[6] E	16	26:09.343	+41.116	139,47	1:36.723	141,43
8	170	TRABER Christian		Lotus 22	[7] E	16	26:27.841	+59.614	137,84	1:35.826	142,75
9	53	BUHOFER Philipp		Lola MK 5 A	[8] E	16	26:30.588	+1:02.361	137,60	1:36.816	141,29
10	66	HOOLE Sidney		Brabham BT6	[9] E	16	26:37.995	+1:09.768	136,97	1:38.808	138,45
11	72	DOWSON John		Brabham BT 2	[10] E	16	26:41.474	+1:13.247	136,67	1:37.185	140,76
12	1	DELANE John		Lotus 18	[1] C	16	26:46.989	+1:18.762	136,20	1:38.808	138,45
13	83	MÜLLER Arlette		Lotus 22	[11] E	16	26:47.735	+1:19.508	136,14	1:38.818	138,43
14	49	GÖCKMANN Ivo		Jolus	[2] D	16	26:48.764	+1:20.537	136,05	1:38.778	138,49
15	79	EBERHARDT Urs		Lotus 27	[12] E	15	24:14.308	+1 Lap	141,09	1:35.440	143,33
16	270	SIMMONS Tony		Brabham BT6	[13] E	15	25:39.212	+1 Lap	133,31	1:39.473	137,52
17	173	KINCH Larry		Lotus 20/22	[14] E	15	25:39.400	+1 Lap	133,29	1:39.916	136,91
18	70	CANE Christian		Lotus 22	[15] E	15	25:44.464	+1 Lap	132,86	1:40.992	135,45
19	98	Van AMSTERDAM Dick		Belgica	[1] F3	15	25:57.584	+1 Lap	131,74	1:40.677	135,88
20	25	TART Andrew		Bond	[1] B	15	26:15.583	+1 Lap	130,23	1:43.305	132,42
21	39	EALAND Roger		Koala	[16] E	15	26:20.927	+1 Lap	129,79	1:42.127	133,95
22	95	GODDARD Anthony		Tojeiro	[3] D	15	26:21.599	+1 Lap	129,74	1:42.940	132,89
23	22	FLEMING Justin		Elva 100	[2] B	15	26:45.287	+1 Lap	127,82	1:44.579	130,81
24	45	TACCONI Simone		Lotus 20/22	[17] E	14	26:27.083	+2 Laps	120,67	1:49.089	125,40
25	46	DEL CONTE Carlo		Wainer 60	[2] C	14	27:09.339	+2 Laps	117,54	1:52.489	121,61
26	82	TONNEMAN Steven		Lotus 20/22	[18] E	13	22:24.721	+3 Laps	132,25	1:40.963	135,49
27	19	BIEKENS Jan		Stanguellini	[1] A	12	25:14.784	+4 Laps	108,37	1:57.431	116,49
28	85	VAN GELDER Erwin		Lotus 20/22	[19] E	7	11:45.602	+9 Laps	135,71	1:35.456	143,31
29	23	HEMMING Bill		Elfin Catalina	[4] D	7	12:53.868	+9 Laps	123,74	1:44.618	130,76
30	7	RABAGLIATI Duncan		Alexis HF1	[3] B	6	12:20.956	+10 Laps	110,77	1:58.156	115,77
31	5	LONGDON Robin		Lola MK2	[4] B	2	3:54.099	+14 Laps	116,87		
32	73	ANSTISS Peter		Lotus 20/22	[20] E			+16 Laps			

Meilleur tour / Best lap : 153 ROSSI Manfredο - 1:33.460

Pas un tour / No lap

73	ANSTISS Peter		Lotus 20/22	E
----	---------------	--	-------------	---

Non-Partants / DNSs

59	HALL David		BMC MK 2	D
74	KINCH Nathan		Lotus 22	E

Exclus / Excluded

88	SHEARN Kim		Lotus 20/22	E
----	------------	--	-------------	---

Sous réserve du contrôle technique ou d'incidents d'ordre sportif

Subject to scrutineering or sporting incidents

Le président du collège / Chairman of the Panel Heure d'affichage / Posting time

Le chronométrage / Timekeeper

GRAND PRIX DE L'AGE D'OR 2011

FIA Trophée Lurani - Plateau 9

Course 2

Classement / Classification

RECTIFICATIF

Cl ^t Rnk	Num	Nom pilote	Nation	Chassis	Classe	Tours Laps	Temps Time	Ecart Gap	Moyenne Average	M.Tour B.Lap	Vitesse Speed
------------------------	-----	------------	--------	---------	--------	---------------	---------------	--------------	--------------------	-----------------	------------------

A

1	19	BIEKENS Jan		Stanguellini	[1] A	12	25:14.784		108,37	1:57.431	116,49
---	----	--------------------	--	--------------	-------	----	------------------	--	--------	----------	--------

Meilleur tour / Best lap : 19 BIEKENS Jan - 1:57.431

B

1	25	TART Andrew		Bond	[1] B	15	26:15.583		130,23	1:43.305	132,42
2	22	FLEMING Justin		Elva 100	[2] B	15	26:45.287	+29.704	127,82	1:44.579	130,81
3	7	RABAGLIATI Duncan		Alexis HF1	[3] B	6	12:20.956	+9 Laps	110,77	1:58.156	115,77
4	5	LONGDON Robin		Lola MK2	[4] B	2	3:54.099	+13 Laps	116,87		

Meilleur tour / Best lap : 25 TART Andrew - 1:43.305

C

1	1	DELANE John		Lotus 18	[1] C	16	26:46.989		136,20	1:38.808	138,45
2	46	DEL CONTE Carlo		Wainer 60	[2] C	14	27:09.339	+2 Laps	117,54	1:52.489	121,61

Meilleur tour / Best lap : 1 DELANE John - 1:38.808

D

1	93	CHILCOTT Chris		Lotus 20	[1] D	16	26:02.707		140,06	1:36.285	142,07
2	49	GÖCKMANN Ivo		Jolus	[2] D	16	26:48.764	+46.057	136,05	1:38.778	138,49
3	95	GODDARD Anthony		Tojeiro	[3] D	15	26:21.599	+1 Lap	129,74	1:42.940	132,89
4	23	HEMMING Bill		Elfin Catalina	[4] D	7	12:53.868	+9 Laps	123,74	1:44.618	130,76

Meilleur tour / Best lap : 93 CHILCOTT Chris - 1:36.285

Non-Partants / DNSs

59	HALL David		BMC MK 2	D
----	-------------------	--	----------	---

E

1	153	ROSSI Manfredo		Lotus 22	[1] E	16	25:28.227		143,22	1:33.460	146,37
2	99	TONETTI Pierre		Brabham BT6	[2] E	16	25:29.986	+1.759	143,06	1:34.609	144,59
3	89	FERRARI Bruno		Branca 63	[3] E	16	25:51.486	+23.259	141,07	1:35.198	143,70
4	77	AMEZ-DROZ Marc		Brabham BT 6	[4] E	16	25:58.838	+30.611	140,41	1:36.143	142,28
5	62	GELMINI Tommaso		Branca 63	[5] E	16	26:06.584	+38.357	139,71	1:36.829	141,27
6	58	SMEETON Richard		Lotus 22	[6] E	16	26:09.343	+41.116	139,47	1:36.723	141,43
7	170	TRABER Christian		Lotus 22	[7] E	16	26:27.841	+59.614	137,84	1:35.826	142,75
8	53	BUHOFER Philipp		Lola MK 5 A	[8] E	16	26:30.588	+1:02.361	137,60	1:36.816	141,29
9	66	HOOLE Sidney		Brabham BT6	[9] E	16	26:37.995	+1:09.768	136,97	1:38.808	138,45

GRAND PRIX DE L'AGE D'OR 2011

FIA Trophée Lurani - Plateau 9

Course 2

Classement / Classification

RECTIFICATIF

Cl Rnk	Num	Nom pilote	Nation	Chassis	Classe	Tours Laps	Temps Time	Ecart Gap	Moyenne Average	M.Tour B.Lap	Vitesse Speed
10	72	DOWSON John		Brabham BT 2	[10] E	16	26:41.474	+1:13.247	136,67	1:37.185	140,76
11	83	MÜLLER Arlette		Lotus 22	[11] E	16	26:47.735	+1:19.508	136,14	1:38.818	138,43
12	79	EBERHARDT Urs		Lotus 27	[12] E	15	24:14.308	+1 Lap	141,09	1:35.440	143,33
13	270	SIMMONS Tony		Brabham BT6	[13] E	15	25:39.212	+1 Lap	133,31	1:39.473	137,52
14	173	KINCH Larry		Lotus 20/22	[14] E	15	25:39.400	+1 Lap	133,29	1:39.916	136,91
15	70	CANE Christian		Lotus 22	[15] E	15	25:44.464	+1 Lap	132,86	1:40.992	135,45
16	39	EALAND Roger		Koala	[16] E	15	26:20.927	+1 Lap	129,79	1:42.127	133,95
17	45	TACCONI Simone		Lotus 20/22	[17] E	14	26:27.083	+2 Laps	120,67	1:49.089	125,40
18	82	TONNEMAN Steven		Lotus 20/22	[18] E	13	22:24.721	+3 Laps	132,25	1:40.963	135,49
19	85	VAN GELDER Erwin		Lotus 20/22	[19] E	7	11:45.602	+9 Laps	135,71	1:35.456	143,31
20	73	ANSTISS Peter		Lotus 20/22	[20] E			+16 Laps			

Meilleur tour / Best lap : 153 ROSSI Manfred - 1:33.460

Pas un tour / No lap

73	ANSTISS Peter		Lotus 20/22	E
----	---------------	--	-------------	---

Non-Partants / DNSs

74	KINCH Nathan		Lotus 22	E
----	--------------	--	----------	---

Exclus / Excluded

88	SHEARN Kim		Lotus 20/22	E
----	------------	--	-------------	---

F3

1	98	Van AMSTERDAM Dick		Belgica	[1] F3	15	25:57.584		131,74	1:40.677	135,88
---	----	--------------------	--	---------	--------	----	-----------	--	--------	----------	--------

Meilleur tour / Best lap : 98 Van AMSTERDAM Dick - 1:40.677

Sous réserve du contrôle technique ou d'incidents d'ordre sportif

Subject to scrutineering or sporting incidents

Le président du collège / Chairman of the Panel Heure d'affichage / Posting time

Le chronométrage / Timekeeper

GRAND PRIX DE L'AGE D'OR 2011

FIA Trophée Lurani - Plateau 9

Course 2

Tour par tour / Lap by lap

Grille / Grid	74	99	153	89	77	85	93	62	79	58	53	72	1	66	83	49	70	98	73	170	270	25	95	82	88	173	59	22	39	23	7	46	19	45	5		
	1	2	3	4	5	6	7	8	9	10	11	12	13	14	15	16	17	18	19	20	21	22	23	24	25	26	27	28	29	30	31	32	33	34	35		
Départ / Start																																					
Tour / Lap 1	99	89	153	93	79	77	62	58	53	1	66	170	49	83	70	98	95	88	72	39	270	82	25	5	22	173	23	45	85	7	46	19					
Tour / Lap 2	99	89	153	79	93	77	53	62	58	1	66	170	49	83	70	72	98	95	88	39	270	82	85	173	25	22	23	45	5	46	19	7					
Tour / Lap 3	99	89	153	79	93	77	53	62	58	170	66	1	49	83	72	70	98	85	88	39	95	270	82	173	25	22	23	45	46	19	7						
Tour / Lap 4	99	153	89	79	77	93	53	62	58	170	66	1	83	49	72	85	70	98	88	39	270	173	95	82	25	23	22	45	46	19	7						
Tour / Lap 5	99	153	89	79	77	93	53	62	58	170	66	1	83	49	72	85	70	98	88	39	270	173	82	95	25	23	22	45	46	7	19						
Tour / Lap 6	99	153	89	79	77	93	53	62	58	66	1	85	83	72	49	170	70	98	88	270	173	39	82	95	25	23	22	45	46	7	19						
Tour / Lap 7	99	153	89	79	77	93	53	62	58	66	85	1	83	49	72	170	70	98	173	270	88	39	82	95	25	22	23	45	46	19							
Tour / Lap 8	99	153	89	79	77	93	53	62	58	66	1	83	72	49	170	70	98	173	270	88	39	82	95	25	22	45	46	19									
Tour / Lap 9	99	153	89	79	77	93	53	62	58	66	1	83	72	170	49	173	70	270	88	82	98	95	25	39	22	45	46	19									
Tour / Lap 10	153	99	89	79	77	93	53	62	58	66	170	1	72	83	49	173	70	270	88	82	98	95	25	39	22	45	46	19									
Tour / Lap 11	153	99	89	79	77	93	53	58	62	66	170	72	1	83	49	173	270	70	88	82	98	95	25	39	22	45	46	19									
Tour / Lap 12	153	99	89	79	93	77	53	62	58	66	170	72	83	1	49	270	173	70	88	82	98	95	25	39	22	45	46	19									
Tour / Lap 13	153	99	89	79	93	77	53	62	58	170	66	72	83	1	49	270	173	70	88	82	98	95	25	39	22	45	46										
Tour / Lap 14	153	99	89	79	77	93	62	58	53	170	66	72	83	1	49	270	173	70	98	25	95	39	22	45	46												
Tour / Lap 15	153	99	89	79	77	93	62	58	53	170	66	72	1	83	49	270	173	70	98	25	39	95	22														
Tour / Lap 16	153	99	89	77	93	62	58	170	53	66	72	1	83	49																							

GRAND PRIX DE L'AGE D'OR 2011

FIA Trophée Lurani - Plateau 9

Course 2

Historique / Records

Seq	Num	Heure	Tour	Temps
Seq		Hour	Lap	Time

1 DELANE John

4	START			
25	1	1:46.475	1	
57	1	3:25.754	2	1:39.279
91	1	5:06.485	3	1:40.731
122	1	6:46.474	4	1:39.989
153	1	8:26.352	5	1:39.878
181	1	10:06.503	6	1:40.151
213	1	11:46.209	7	1:39.706
242	1	13:27.059	8	1:40.850
270	1	15:06.436	9	1:39.377
298	1	16:47.277	10	1:40.841
326	1	18:27.265	11	1:39.988
355	1	20:07.346	12	1:40.081
383	1	21:46.271	13	1:38.925
411	1	23:25.079	14	1:38.808
434	1	25:06.444	15	1:41.365
440		25:28.132		FINISH
461	1	26:46.989	16	1:40.545

5 LONGDON Robin

4	START			
39	5	1:57.154	1	
76	5	[IN] 3:54.099	2	
440		25:28.132		FINISH

7 RABAGLIATI Duncan

4	START			
46	7	2:03.554	1	
79	7	4:13.271	2	2:09.717
110	7	6:18.544	3	2:05.273
151	7	8:23.546	4	2:05.002
189	7	10:21.702	5	1:58.156
227	7	12:20.956	6	1:59.254
440		25:28.132		FINISH

19 BIEKENS Jan

4	START			
47	19	2:09.733	1	
78	19	4:07.164	2	1:57.431
109	19	6:08.701	3	2:01.537
146	19	8:12.209	4	2:03.508
188	19	10:21.885	5	2:09.676

Seq	Num	Heure	Tour	Temps
Seq		Hour	Lap	Time

228	19	12:27.535	6	2:05.650
260	19	14:29.582	7	2:02.047
295	19	16:34.444	8	2:04.862
329	19	18:41.499	9	2:07.055
366	19	20:50.805	10	2:09.306
403	19	22:58.285	11	2:07.480
438	19	25:14.784	12	2:16.499
440		25:28.132		FINISH

22 FLEMING Justin

4	START			
41	22	1:57.337	1	
73	22	3:43.459	2	1:46.122
106	22	5:28.538	3	1:45.079
137	22	7:14.391	4	1:45.853
168	22	8:58.970	5	1:44.579
199	22	10:44.235	6	1:45.265
229	22	12:30.045	7	1:45.810
257	22	14:16.040	8	1:45.995
287	22	16:02.031	9	1:45.991
316	22	17:47.145	10	1:45.114
350	22	19:35.735	11	1:48.590
378	22	21:21.667	12	1:45.932
404	22	23:09.571	13	1:47.904
431	22	24:58.038	14	1:48.467
440		25:28.132		FINISH
460	22	26:45.287	15	1:47.249

23 HEMMING Bill

4	START			
42	23	1:58.993	1	
74	23	3:43.928	2	1:44.935
105	23	5:28.656	3	1:44.728
136	23	7:13.505	4	1:44.849
167	23	8:58.123	5	1:44.618
198	23	10:43.723	6	1:45.600
232	23	[IN] 12:53.868	7	
440		25:28.132		FINISH

25 TART Andrew

4	START			
38	25	1:56.847	1	
72	25	3:40.573	2	1:43.726
104	25	5:24.389	3	1:43.816

Seq	Num	Heure	Tour	Temps
Seq		Hour	Lap	Time
135	25	7:09.439	4	1:45.050
166	25	8:52.744	5	1:43.305
197	25	10:36.599	6	1:43.855
226	25	12:19.965	7	1:43.366
256	25	14:03.642	8	1:43.677
283	25	15:47.355	9	1:43.713
312	25	17:31.248	10	1:43.893
340	25	19:15.972	11	1:44.724
369	25	20:59.501	12	1:43.529
397	25	22:43.480	13	1:43.979
426	25	24:30.367	14	1:46.887
440		25:28.132		FINISH
452	25	26:15.583	15	1:45.216

39 EALAND Roger

4	START			
35	39	1:54.444	1	
67	39	3:37.022	2	1:42.578
99	39	5:21.481	3	1:44.459
130	39	7:03.608	4	1:42.127
161	39	8:46.819	5	1:43.211
194	39	10:29.817	6	1:42.998
223	39	12:12.674	7	1:42.857
253	39	13:55.760	8	1:43.086
284	39	15:52.533	9	1:56.773
314	39	17:37.454	10	1:44.921
341	39	19:20.549	11	1:43.095
371	39	21:04.560	12	1:44.011
401	39	22:50.839	13	1:46.279
428	39	24:35.949	14	1:45.110
440		25:28.132		FINISH
453	39	26:20.927	15	1:44.978

45 TACCONI Simone

4	START			
43	45	2:01.384	1	
75	45	3:50.473	2	1:49.089
107	45	5:40.223	3	1:49.750
138	45	7:30.164	4	1:49.941
169	45	9:20.300	5	1:50.136
202	45	11:12.954	6	1:52.654
240	45	13:09.401	7	1:56.447
268	45	15:01.363	8	1:51.962
302	45	16:56.850	9	1:55.487
330	45	18:48.441	10	1:51.591
364	45	20:44.213	11	1:55.772
393	45	22:36.631	12	1:52.418
424	45	24:30.864	13	1:54.233
440		25:28.132		FINISH
455	45	26:27.083	14	1:56.219

Seq	Num	Heure	Tour	Temps
Seq		Hour	Lap	Time

46 DEL CONTE Carlo

4	START			
45	46	2:03.610	1	
77	46	3:56.099	2	1:52.489
108	46	5:49.910	3	1:53.811
139	46	7:45.654	4	1:55.744
173	46	9:41.551	5	1:55.897
210	46	11:37.840	6	1:56.289
247	46	13:34.851	7	1:57.011
275	46	15:31.095	8	1:56.244
309	46	17:25.783	9	1:54.688
342	46	19:22.412	10	1:56.629
377	46	21:18.726	11	1:56.314
407	46	23:13.996	12	1:55.270
437	46	25:12.678	13	1:58.682
440		25:28.132		FINISH
465	46	27:09.339	14	1:56.661

49 GÖCKMANN Ivo

4	START			
28	49	1:48.378	1	
60	49	3:27.992	2	1:39.614
92	49	5:07.423	3	1:39.431
124	49	6:47.260	4	1:39.837
155	49	8:27.751	5	1:40.491
184	49	10:09.668	6	1:41.917
215	49	11:50.409	7	1:40.741
245	49	13:30.728	8	1:40.319
274	49	15:10.628	9	1:39.900
301	49	16:49.572	10	1:38.944
328	49	18:28.446	11	1:38.874
356	49	20:07.901	12	1:39.455
384	49	21:46.905	13	1:39.004
412	49	23:25.683	14	1:38.778
436	49	25:07.392	15	1:41.709
440		25:28.132		FINISH
463	49	26:48.764	16	1:41.372

53 BUHOFER Philipp

4	START			
24	53	1:44.847	1	
54	53	3:21.773	2	1:36.926
87	53	4:59.255	3	1:37.482
118	53	6:36.475	4	1:37.220
148	53	8:13.580	5	1:37.105
178	53	9:50.463	6	1:36.883
207	53	11:27.609	7	1:37.146
237	53	13:04.892	8	1:37.283
265	53	14:41.708	9	1:36.816
292	53	16:18.921	10	1:37.213

Seq	Num	Heure	Tour	Temps
Seq		Hour	Lap	Time
320	53	17:55.745	11	1:36.824
347	53	19:32.924	12	1:37.179
374	53	21:10.055	13	1:37.131
405	53	23:11.399	14	2:01.344
429	53	24:51.172	15	1:39.773
440		25:28.132		FINISH
457	53	26:30.588	16	1:39.416

58 SMEETON Richard

4	START			
23	58	1:44.543	1	
56	58	3:23.159	2	1:38.616
88	58	5:00.445	3	1:37.286
119	58	6:37.918	4	1:37.473
149	58	8:14.802	5	1:36.884
179	58	9:51.617	6	1:36.815
209	58	11:29.057	7	1:37.440
239	58	13:05.904	8	1:36.847
267	58	14:42.759	9	1:36.855
294	58	16:20.282	10	1:37.523
322	58	17:57.005	11	1:36.723
349	58	19:35.031	12	1:38.026
376	58	21:12.622	13	1:37.591
402	58	22:52.232	14	1:39.610
425	58	24:30.408	15	1:38.176
440		25:28.132		FINISH
451	58	26:09.343	16	1:38.935

62 GELMINI Tommaso

4	START			
22	62	1:44.290	1	
55	62	3:22.552	2	1:38.262
86	62	4:59.608	3	1:37.056
117	62	6:36.982	4	1:37.374
147	62	8:14.015	5	1:37.033
177	62	9:51.027	6	1:37.012
208	62	11:28.786	7	1:37.759
238	62	13:05.770	8	1:36.984
266	62	14:42.599	9	1:36.829
293	62	16:19.980	10	1:37.381
321	62	17:57.022	11	1:37.042
348	62	19:34.626	12	1:37.604
375	62	21:12.109	13	1:37.483
400	62	22:49.685	14	1:37.576
423	62	24:27.642	15	1:37.957
440		25:28.132		FINISH
450	62	26:06.584	16	1:38.942

66 HOOLE Sidney

4	START			
---	-------	--	--	--

Seq	Num	Heure	Tour	Temps
Seq		Hour	Lap	Time
26	66	1:46.799	1	
58	66	3:26.072	2	1:39.273
90	66	5:05.284	3	1:39.212
121	66	6:44.355	4	1:39.071
152	66	8:24.202	5	1:39.847
180	66	10:04.268	6	1:40.066
211	66	11:43.959	7	1:39.691
241	66	13:23.191	8	1:39.232
269	66	15:02.358	9	1:39.167
296	66	16:41.869	10	1:39.511
323	66	18:21.267	11	1:39.398
351	66	20:00.258	12	1:38.991
380	66	21:39.066	13	1:38.808
408	66	23:18.016	14	1:38.950
432	66	24:58.051	15	1:40.035
440		25:28.132		FINISH
458	66	26:37.995	16	1:39.944

70 CANE Christian

4	START			
30	70	1:50.516	1	
63	70	3:32.825	2	1:42.309
95	70	5:14.037	3	1:41.212
127	70	6:55.450	4	1:41.413
158	70	8:36.672	5	1:41.222
187	70	10:19.298	6	1:42.626
218	70	12:00.784	7	1:41.486
248	70	13:42.822	8	1:42.038
277	70	15:31.971	9	1:49.149
304	70	17:14.890	10	1:42.919
333	70	18:56.464	11	1:41.574
359	70	20:38.117	12	1:41.653
389	70	22:21.374	13	1:43.257
417	70	24:02.366	14	1:40.992
440		25:28.132		FINISH
445	70	25:44.464	15	1:42.098

72 DOWSON John

4	START			
34	72	1:53.677	1	
62	72	3:32.831	2	1:39.154
94	72	5:11.491	3	1:38.660
125	72	6:49.869	4	1:38.378
156	72	8:28.005	5	1:38.136
183	72	10:08.911	6	1:40.906
216	72	11:51.299	7	1:42.388
244	72	13:30.707	8	1:39.408
271	72	15:08.183	9	1:37.476
299	72	16:47.525	10	1:39.342
325	72	18:24.710	11	1:37.185
353	72	20:02.555	12	1:37.845
381	72	21:40.151	13	1:37.596

Seq	Num	Heure	Tour	Temps
Seq		Hour	Lap	Time
409	72	23:18.587	14	1:38.436
433	72	25:00.067	15	1:41.480
440		25:28.132		FINISH
459	72	26:41.474	16	1:41.407

77 AMEZ-DROZ Marc

4	START			
21	77	1:43.061	1	
53	77	3:20.932	2	1:37.871
85	77	4:57.239	3	1:36.307
115	77	6:34.070	4	1:36.831
144	77	8:11.271	5	1:37.201
175	77	9:47.414	6	1:36.143
205	77	11:25.269	7	1:37.855
235	77	13:01.948	8	1:36.679
263	77	14:39.442	9	1:37.494
290	77	16:16.592	10	1:37.150
318	77	17:53.682	11	1:37.090
346	77	19:31.318	12	1:37.636
373	77	21:07.693	13	1:36.375
398	77	22:44.510	14	1:36.817
421	77	24:21.717	15	1:37.207
440		25:28.132		FINISH
448	77	25:58.838	16	1:37.121

79 EBERHARDT Urs

4	START			
20	79	1:42.937	1	
51	79	3:19.282	2	1:36.345
83	79	4:55.622	3	1:36.340
114	79	6:32.037	4	1:36.415
143	79	8:09.154	5	1:37.117
174	79	9:45.697	6	1:36.543
204	79	11:22.544	7	1:36.847
234	79	12:59.342	8	1:36.798
262	79	14:35.866	9	1:36.524
289	79	16:12.764	10	1:36.898
317	79	17:48.894	11	1:36.130
344	79	19:24.334	12	1:35.440
370	79	20:59.883	13	1:35.549
395	79	22:37.253	14	1:37.370
419	79	24:14.308	15	1:37.055
440		25:28.132		FINISH

82 TONNEMAN Steven

4	START			
37	82	1:56.137	1	
69	82	3:39.105	2	1:42.968
102	82	5:22.971	3	1:43.866

Seq	Num	Heure	Tour	Temps
Seq		Hour	Lap	Time
134	82	7:06.324	4	1:43.353
164	82	8:47.692	5	1:41.368
195	82	10:29.974	6	1:42.282
224	82	12:13.096	7	1:43.122
254	82	13:56.155	8	1:43.059
280	82	15:37.785	9	1:41.630
307	82	17:20.389	10	1:42.604
335	82	19:01.352	11	1:40.963
363	82	20:42.929	12	1:41.577
391	82	22:24.721	13	1:41.792
440		25:28.132		FINISH

83 MÜLLER Arlette

4	START			
29	83	1:48.701	1	
61	83	3:28.341	2	1:39.640
93	83	5:07.809	3	1:39.468
123	83	6:47.230	4	1:39.421
154	83	8:26.921	5	1:39.691
182	83	10:07.884	6	1:40.963
214	83	11:48.543	7	1:40.659
243	83	13:28.558	8	1:40.015
272	83	15:08.032	9	1:39.474
300	83	16:48.205	10	1:40.173
327	83	18:27.280	11	1:39.075
354	83	20:06.098	12	1:38.818
382	83	21:45.471	13	1:39.373
410	83	23:24.600	14	1:39.129
435	83	25:06.957	15	1:42.357
440		25:28.132		FINISH
462	83	26:47.735	16	1:40.778

85 VAN GELDER Erwin

4	START			
44	85	2:02.965	1	
70	85	3:40.171	2	1:37.206
97	85	5:17.758	3	1:37.587
126	85	6:53.214	4	1:35.456
157	85	8:29.035	5	1:35.821
185	85	10:07.836	6	1:38.801
212	85	11:45.602	7	1:37.766
440		25:28.132		FINISH

88 SHEARN Kim

4	START			
33	88	1:53.640	1	
66	88	3:36.822	2	1:43.182
98	88	5:19.925	3	1:43.103
129	88	7:03.277	4	1:43.352

Seq	Num	Heure	Tour	Temps
Seq		Hour	Lap	Time
160	88	8:45.310	5	1:42.033
191	88	10:28.369	6	1:43.059
222	88	12:12.544	7	1:44.175
252	88	13:55.508	8	1:42.964
279	88	15:37.470	9	1:41.962
306	88	17:18.650	10	1:41.180
334	88	19:00.243	11	1:41.593
362	88	20:42.485	12	1:42.242
390	88	22:24.563	13	1:42.078
440		25:28.132		FINISH

89 FERRARI Bruno

4	START			
17	89	1:39.736	1	
49	89	3:15.505	2	1:35.769
81	89	4:50.703	3	1:35.198
113	89	6:26.450	4	1:35.747
142	89	8:03.715	5	1:37.265
172	89	9:40.275	6	1:36.560
203	89	11:17.244	7	1:36.969
233	89	12:54.567	8	1:37.323
261	89	14:31.673	9	1:37.106
288	89	16:09.065	10	1:37.392
315	89	17:46.017	11	1:36.952
343	89	19:22.419	12	1:36.402
368	89	20:59.010	13	1:36.591
394	89	22:36.946	14	1:37.936
418	89	24:14.032	15	1:37.086
440		25:28.132		FINISH
446	89	25:51.486	16	1:37.454

93 CHILCOTT Chris

4	START			
19	93	1:42.581	1	
52	93	3:20.412	2	1:37.831
84	93	4:57.220	3	1:36.808
116	93	6:34.744	4	1:37.524
145	93	8:12.007	5	1:37.263
176	93	9:48.292	6	1:36.285
206	93	11:25.405	7	1:37.113
236	93	13:02.154	8	1:36.749
264	93	14:39.879	9	1:37.725
291	93	16:17.095	10	1:37.216
319	93	17:53.945	11	1:36.850
345	93	19:30.873	12	1:36.928
372	93	21:07.492	13	1:36.619
399	93	22:45.075	14	1:37.583
422	93	24:22.366	15	1:37.291
440		25:28.132		FINISH
449	93	26:02.707	16	1:40.341

Seq	Num	Heure	Tour	Temps
Seq		Hour	Lap	Time

95 GODDARD Anthony

4	START			
32	95	1:53.395	1	
65	95	3:36.618	2	1:43.223
100	95	5:21.725	3	1:45.107
133	95	7:06.153	4	1:44.428
165	95	8:50.544	5	1:44.391
196	95	10:34.398	6	1:43.854
225	95	12:18.303	7	1:43.905
255	95	14:01.718	8	1:43.415
282	95	15:46.172	9	1:44.454
311	95	17:29.112	10	1:42.940
339	95	19:13.815	11	1:44.703
367	95	20:57.330	12	1:43.515
396	95	22:42.228	13	1:44.898
427	95	24:35.616	14	1:53.388
440		25:28.132		FINISH
454	95	26:21.599	15	1:45.983

98 Van AMSTERDAM Dick

4	START			
31	98	1:51.997	1	
64	98	3:34.199	2	1:42.202
96	98	5:17.518	3	1:43.319
128	98	7:00.375	4	1:42.857
159	98	8:42.202	5	1:41.827
190	98	10:23.716	6	1:41.514
219	98	12:05.563	7	1:41.847
249	98	13:46.240	8	1:40.677
281	98	15:41.446	9	1:55.206
308	98	17:23.863	10	1:42.417
337	98	19:05.986	11	1:42.123
365	98	20:48.524	12	1:42.538
392	98	22:31.937	13	1:43.413
420	98	24:14.830	14	1:42.893
440		25:28.132		FINISH
447	98	25:57.584	15	1:42.754

99 TONETTI Pierre

4	START			
16	99	1:38.713	1	
48	99	3:13.322	2	1:34.609
80	99	4:48.019	3	1:34.697
111	99	6:23.250	4	1:35.231
140	99	7:58.317	5	1:35.067
170	99	9:33.437	6	1:35.120
200	99	11:08.383	7	1:34.946
230	99	12:43.193	8	1:34.810
258	99	14:18.671	9	1:35.478
286	99	15:55.219	10	1:36.548

Seq	Num	Heure	Tour	Temps
Seq		Hour	Lap	Time
313	99	17:31.490	11	1:36.271
338	99	19:07.232	12	1:35.742
361	99	20:42.321	13	1:35.089
388	99	22:19.277	14	1:36.956
414	99	23:55.010	15	1:35.733
440		25:28.132		FINISH
442	99	25:29.986	16	1:34.976

153 ROSSI *Manfredo*

4	START			
18	153	1:40.164	1	
50	153	3:15.570	2	1:35.406
82	153	4:50.768	3	1:35.198
112	153	6:24.228	4	1:33.460
141	153	7:58.874	5	1:34.646
171	153	9:33.966	6	1:35.092
201	153	11:08.723	7	1:34.757
231	153	12:43.520	8	1:34.797
259	153	14:19.104	9	1:35.584
285	153	15:53.942	10	1:34.838
310	153	17:29.132	11	1:35.190
336	153	19:04.542	12	1:35.410
360	153	20:39.984	13	1:35.442
386	153	22:15.646	14	1:35.662
413	153	23:51.113	15	1:35.467
440		25:28.132		FINISH
441	153	25:28.227	16	1:37.114

170 TRABER *Christian*

4	START			
27	170	1:46.929	1	
59	170	3:26.095	2	1:39.166
89	170	5:05.270	3	1:39.175
120	170	6:41.096	4	1:35.826
150	170	[IN] 8:19.756	5	
186	170	10:19.084	6	
217	170	11:56.316	7	1:37.232
246	170	13:33.198	8	1:36.882
273	170	15:09.840	9	1:36.642
297	170	16:47.175	10	1:37.335
324	170	18:23.210	11	1:36.035
352	170	20:00.291	12	1:37.081
379	170	21:36.843	13	1:36.552
406	170	23:13.216	14	1:36.373
430	170	24:51.229	15	1:38.013
440		25:28.132		FINISH
456	170	26:27.841	16	1:36.612

173 KINCH *Larry*

4	START			
---	-------	--	--	--

Seq	Num	Heure	Tour	Temps
Seq		Hour	Lap	Time
40	173	1:57.489	1	
71	173	3:40.559	2	1:43.070
103	173	5:23.117	3	1:42.558
132	173	7:05.489	4	1:42.372
163	173	8:47.413	5	1:41.924
193	173	10:28.949	6	1:41.536
220	173	12:10.507	7	1:41.558
250	173	13:51.232	8	1:40.725
276	173	15:31.821	9	1:40.589
303	173	17:12.468	10	1:40.647
331	173	18:54.484	11	1:42.016
358	173	20:36.774	12	1:42.290
387	173	22:16.690	13	1:39.916
416	173	23:57.483	14	1:40.793
440		25:28.132		FINISH
444	173	25:39.400	15	1:41.917

270 SIMMONS *Tony*

4	START			
36	270	1:55.012	1	
68	270	3:37.704	2	1:42.692
101	270	5:22.546	3	1:44.842
131	270	7:04.524	4	1:41.978
162	270	8:46.825	5	1:42.301
192	270	10:28.407	6	1:41.582
221	270	12:11.085	7	1:42.678
251	270	13:51.909	8	1:40.824
278	270	15:33.126	9	1:41.217
305	270	17:15.037	10	1:41.911
332	270	18:54.656	11	1:39.619
357	270	20:35.966	12	1:41.310
385	270	22:15.439	13	1:39.473
415	270	23:56.796	14	1:41.357
440		25:28.132		FINISH
443	270	25:39.212	15	1:42.416

Sous réserve du contrôle technique ou d'incidents d'ordre sportif
Subject to scrutineering or sporting incidents

GRAND PRIX DE L'AGE D'OR 2011

FIA Trophée Lurani - Plateau 9

Classement Cumulé / Cumul Classification

RECTIFICATIF

Clt Rnk	Num	Nom pilote	Nation	Chassis	Classe	Tours Laps	Temps Time	Ecart Gap	Moyenne Average	M. Tour B. Lap	Vitesse Speed
1	99	TONETTI Pierre		Brabham BT6	[1] E	32	50:38.243		144,08	1:33.291	146,63
2	93	CHILCOTT Chris		Lotus 20	[1] D	32	51:50.753	+1:12.510	140,72	1:35.635	143,04
3	77	AMEZ-DROZ Marc		Brabham BT 6	[2] E	32	51:55.904	+1:17.661	140,49	1:34.972	144,04
4	62	GELMINI Tommaso		Branca 63	[3] E	32	52:05.378	+1:27.135	140,06	1:35.899	142,65
5	170	TRABER Christian		Lotus 22	[4] E	32	52:24.318	+1:46.075	139,22	1:35.811	142,78
6	53	BUHOFER Philipp		Lola MK 5 A	[5] E	32	52:27.524	+1:49.281	139,08	1:35.825	142,76
7	72	DOWSON John		Brabham BT 2	[6] E	32	52:46.156	+2:07.913	138,26	1:36.067	142,40
8	49	GÖCKMANN Ivo		Jolus	[2] D	32	53:30.761	+2:52.518	136,34	1:37.834	139,82
9	79	EBERHARDT Urs		Lotus 27	[7] E	31	49:59.476	+1 Lap	141,38	1:34.259	145,13
10	89	FERRARI Bruno		Branca 63	[8] E	31	50:45.331	+1 Lap	139,25	1:33.473	146,35
11	1	DELANE John		Lotus 18	[1] C	31	51:49.568	+1 Lap	136,37	1:38.393	139,03
12	83	MÜLLER Arlette		Lotus 22	[9] E	31	52:16.547	+1 Lap	135,20	1:38.024	139,55
13	70	CANE Christian		Lotus 22	[10] E	31	52:27.025	+1 Lap	134,75	1:38.128	139,40
14	173	KINCH Larry		Lotus 20/22	[11] E	30	51:17.566	+2 Laps	133,35	1:39.916	136,91
15	98	Van AMSTERDAM Dick		Belgica	[1] F3	30	51:24.798	+2 Laps	133,03	1:39.801	137,07
16	270	SIMMONS Tony		Brabham BT6	[12] E	30	51:32.350	+2 Laps	132,71	1:39.473	137,52
17	25	TART Andrew		Bond	[1] B	30	52:26.320	+2 Laps	130,43	1:41.865	134,29
18	95	GODDARD Anthony		Tojeiro	[3] D	30	52:28.885	+2 Laps	130,33	1:42.170	133,89
19	22	FLEMING Justin		Elva 100	[2] B	30	53:03.971	+2 Laps	128,89	1:43.585	132,06
20	58	SMEETON Richard		Lotus 22	[13] E	29	51:32.933	+3 Laps	128,26	1:36.657	141,53
21	82	TONNEMAN Steven		Lotus 20/22	[14] E	28	48:05.250	+4 Laps	132,75	1:40.467	136,16
22	45	TACCONI Simone		Lotus 20/22	[15] E	28	52:58.075	+4 Laps	120,52	1:48.630	125,93
23	46	DEL CONTE Carlo		Wainer 60	[2] C	28	54:00.919	+4 Laps	118,18	1:51.787	122,37
24	19	BIEKENS Jan		Stanguellini	[1] A	26	52:13.604	+6 Laps	113,50	1:52.659	121,42
25	85	VAN GELDER Erwin		Lotus 20/22	[16] E	23	37:22.702	+9 Laps	140,29	1:33.650	146,07
26	23	HEMMING Bill		Elfin Catalina	[4] D	22	39:16.696	+10 Laps	127,70	1:43.275	132,46
27	7	RABAGLIATI Duncan		Alexis HF1	[3] B	18	36:09.310	+14 Laps	113,51	1:49.989	124,37
28	153	ROSSI Manfredo		Lotus 22	[17] E	17	27:07.177	+15 Laps	142,92	1:33.460	146,37
29	39	EALAND Roger		Koala	[18] E	17	29:58.166	+15 Laps	129,33	1:42.127	133,95
30	66	HOOLE Sidney		Brabham BT6	[19] E	16	26:37.995	+16 Laps	136,97	1:38.808	138,45
31	73	ANSTISS Peter		Lotus 20/22	[20] E	16	26:41.364	+16 Laps	136,68	1:37.603	140,15
32	88	SHEARN Kim		Lotus 20/22	[21] E	15	25:53.186	+17 Laps	132,11	1:40.573	136,02
33	74	KINCH Nathan		Lotus 22	[22] E	12	19:18.180	+20 Laps	141,73	1:33.290	146,63
34	59	HALL David		BMC MK 2	[5] D	12	20:51.952	+20 Laps	131,12	1:41.361	134,96
35	64	SALODINI Daniele		Taraschi	[2] A	12	22:19.093	+20 Laps	122,59	1:48.368	126,23
36	5	LONGDON Robin		Lola MK2	[4] B	2	3:54.099	+30 Laps	116,87		

Sous réserve du contrôle technique ou d'incidents d'ordre sportif

Subject to scrutineering or sporting incidents

Le président du collège / Chairman of the Panel Heure d'affichage / Posting time

Le chronométrage / Timekeeper

GRAND PRIX DE L'AGE D'OR 2011

FIA Trophée Lurani - Plateau 9

Classement Cumulé / Cumul Classification

RECTIFICATIF





Clt Rnk	Num	Nom pilote	Nation	Chassis	Classe	Tours Laps	Temps Time	Ecart Gap	Moyenne Average	M. Tour B. Lap	Vitesse Speed
A											
1	19	BIEKENS Jan		Stanguellini	[1] A	26	52:13.604		113,50	1:52.659	121,42
2	64	SALODINI Daniele		Taraschi	[2] A	12	22:19.093	+14 Laps	122,59	1:48.368	126,23
B											
1	25	TART Andrew		Bond	[1] B	30	52:26.320		130,43	1:41.865	134,29
2	22	FLEMING Justin		Elva 100	[2] B	30	53:03.971	+37.651	128,89	1:43.585	132,06
3	7	RABAGLIATI Duncan		Alexis HF1	[3] B	18	36:09.310	+12 Laps	113,51	1:49.989	124,37
4	5	LONGDON Robin		Lola MK2	[4] B	2	3:54.099	+28 Laps	116,87		
C											
1	1	DELANE John		Lotus 18	[1] C	31	51:49.568		136,37	1:38.393	139,03
2	46	DEL CONTE Carlo		Wainer 60	[2] C	28	54:00.919	+3 Laps	118,18	1:51.787	122,37
D											
1	93	CHILCOTT Chris		Lotus 20	[1] D	32	51:50.753		140,72	1:35.635	143,04
2	49	GÖCKMANN Ivo		Jolus	[2] D	32	53:30.761	+1:40.008	136,34	1:37.834	139,82
3	95	GODDARD Anthony		Tojeiro	[3] D	30	52:28.885	+2 Laps	130,33	1:42.170	133,89
4	23	HEMMING Bill		Elfin Catalina	[4] D	22	39:16.696	+10 Laps	127,70	1:43.275	132,46
5	59	HALL David		BMC MK 2	[5] D	12	20:51.952	+20 Laps	131,12	1:41.361	134,96
E											
1	99	TONETTI Pierre		Brabham BT6	[1] E	32	50:38.243		144,08	1:33.291	146,63
2	77	AMEZ-DROZ Marc		Brabham BT 6	[2] E	32	51:55.904	+1:17.661	140,49	1:34.972	144,04
3	62	GELMINI Tommaso		Branca 63	[3] E	32	52:05.378	+1:27.135	140,06	1:35.899	142,65
4	170	TRABER Christian		Lotus 22	[4] E	32	52:24.318	+1:46.075	139,22	1:35.811	142,78
5	53	BUHOFER Philipp		Lola MK 5 A	[5] E	32	52:27.524	+1:49.281	139,08	1:35.825	142,76
6	72	DOWSON John		Brabham BT 2	[6] E	32	52:46.156	+2:07.913	138,26	1:36.067	142,40
7	79	EBERHARDT Urs		Lotus 27	[7] E	31	49:59.476	+1 Lap	141,38	1:34.259	145,13
8	89	FERRARI Bruno		Branca 63	[8] E	31	50:45.331	+1 Lap	139,25	1:33.473	146,35
9	83	MÜLLER Arlette		Lotus 22	[9] E	31	52:16.547	+1 Lap	135,20	1:38.024	139,55
10	70	CANE Christian		Lotus 22	[10] E	31	52:27.025	+1 Lap	134,75	1:38.128	139,40
11	173	KINCH Larry		Lotus 20/22	[11] E	30	51:17.566	+2 Laps	133,35	1:39.916	136,91
12	270	SIMMONS Tony		Brabham BT6	[12] E	30	51:32.350	+2 Laps	132,71	1:39.473	137,52
13	58	SMEETON Richard		Lotus 22	[13] E	29	51:32.933	+3 Laps	128,26	1:36.657	141,53
14	82	TONNEMAN Steven		Lotus 20/22	[14] E	28	48:05.250	+4 Laps	132,75	1:40.467	136,16
15	45	TACCONI Simone		Lotus 20/22	[15] E	28	52:58.075	+4 Laps	120,52	1:48.630	125,93
16	85	VAN GELDER Erwin		Lotus 20/22	[16] E	23	37:22.702	+9 Laps	140,29	1:33.650	146,07
17	153	ROSSI Manfredo		Lotus 22	[17] E	17	27:07.177	+15 Laps	142,92	1:33.460	146,37
18	39	EALAND Roger		Koala	[18] E	17	29:58.166	+15 Laps	129,33	1:42.127	133,95

GRAND PRIX DE L'AGE D'OR 2011


FIA Trophée Lurani - Plateau 9

Classement Cumulé / Cumul Classification

RECTIFICATIF

Clt Rnk	Num	Nom pilote	Nation	Chassis	Classe	Tours Laps	Temps Time	Ecart Gap	Moyenne Average	M.Tour B.Lap	Vitesse Speed
19	66	HOOLE Sidney		Brabham BT6	[19] E	16	26:37.995	+16 Laps	136,97	1:38.808	138,45
20	73	ANSTISS Peter		Lotus 20/22	[20] E	16	26:41.364	+16 Laps	136,68	1:37.603	140,15
21	88	SHEARN Kim		Lotus 20/22	[21] E	15	25:53.186	+17 Laps	132,11	1:40.573	136,02
22	74	KINCH Nathan		Lotus 22	[22] E	12	19:18.180	+20 Laps	141,73	1:33.290	146,63

F3

1	98	Van AMSTERDAM Dick		Belgica	[1] F3	30	51:24.798		133,03	1:39.801	137,07
---	----	--------------------	---	---------	--------	----	-----------	--	--------	----------	--------

Sous réserve du contrôle technique ou d'incidents d'ordre sportif

Subject to scrutineering or sporting incidents

Le président du collège / Chairman of the Panel Heure d'affichage / Posting time

Le chronométrage / Timekeeper